

Learning Fine-grained Features via a CNN Tree for Large-scale Classification

Zhenhua Wang^{a,*}, Xingxing Wang^{+,b}, Gang Wang^c

^a*School of Computer Science and Engineering, The Hebrew University of Jerusalem, Jerusalem, Israel*

^b*School of Electrical and Electronic Engineering, Nanyang Technological University, Singapore*

^c*Alibaba AI Labs, Hangzhou, China*

Abstract

We propose a novel approach to enhance the discriminability of Convolutional Neural Networks (CNN). The key idea is to build a tree structure that could progressively learn fine-grained features to distinguish a subset of classes, by learning features only among these classes. Such features are expected to be more discriminative, compared to features learned for all the classes. We develop a new algorithm to effectively learn the tree structure from a large number of classes. Experiments on large-scale image classification tasks demonstrate that our method could boost the performance of a given basic CNN model. Our method is quite general, hence it can potentially be used in combination with many other deep learning models.

Keywords: image classification, deep learning, feature learning, tree model

1. Introduction

Convolutional neural networks (CNN) [1, 2] have recently demonstrated superior performance on many tasks such as image classification [3, 4, 5], object detection [6, 7, 8, 9, 10, 11], object tracking [12, 13, 14], text detection [15, 16], text recognition [17, 18, 19], local feature description [20], video classification [21, 22, 23], human pose estimation [24, 25, 26], scene recognition [27, 28] and scene labelling [29, 30].

*Corresponding author

Email address: zhenhua.wang@mail.huji.ac.il (Zhenhua Wang)

⁺Joint first author

In the classical CNN framework [3], a CNN learns 7 shared feature layers (5 convolutional layers and 2 fully-connected layers) for all the categories, followed by the last fully-connected layer to distinguish among different classes based on the learned features. Such learned features encode discriminative visual patterns, which are useful for classification. However, for different subsets of categories, discriminative visual patterns should vary. For example, features used to distinguish cat and dog should be different from those used to distinguish grass and tree. In the current CNN model, we just fuse different types of discriminative features together in a single model for different subsets of categories. Then for a certain subset of classes, features learned to distinguish other classes might become noise. Hence, such a single CNN model may not be ideal for classification, due to the lack of enough representation capacity.

In this paper, we present a novel approach to enhance the discriminability of CNN for large-scale multiclass classification. The key idea is to learn fine-grained features specifically for a subset of classes. Compared to features learned for all the categories, such fine-grained features are expected to better capture discriminative visual patterns of the subset of classes. Ideally, for a class c_i , if we can identify the confusion set \mathcal{S}_i which contains all the possible classes whose testing examples might be classified as c_i by the basic CNN model, then we can learn a specific CNN model for this confusion set \mathcal{S}_i only. Since \mathcal{S}_i contains fewer categories than the whole class set, the specific CNN model should encode discriminative visual patterns which are more useful for this confusion set. Then testing examples which are misclassified as c_i by the basic CNN model might be corrected by the specific CNN model.

However, when there are a large number of categories (*e.g.*, 1000), it is computationally expensive to learn a specific CNN model for each class. And worse, in this case, it might be difficult to cache all the CNN models in the memory in the testing procedure. Then the testing speed will be significantly decreased as we have to frequently load models from the hard disk. Hence we need to develop advanced methods to reduce the number of specific CNN models to train.

We observe that some classes share many common categories in their confusion sets. Then we can train a shared CNN model for these classes by merging their confusion sets. We may sacrifice accuracy because now our specific CNN model deals with

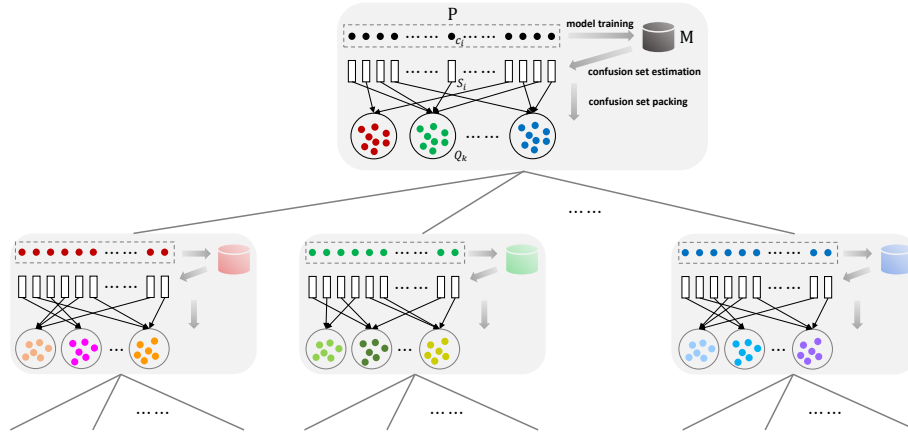


Figure 1: The learning procedure of a CNN tree. Given a node of the tree, we first train a model on its class set. Next we estimate the confusion set of each class by using the trained model. Then these confusion sets are packed into several confusion supersets and each of them is assigned to a new child node for further learning. This procedure repeats until it reaches the maximal depth.

more categories, but at the same time, we gain on reducing the number of specific CNN models to train. We can iteratively repeat this procedure: given the new CNN model, we re-estimate the confusion set for each class in that model, and train a specific CNN model for each confusion set respectively afterwards. At the end, we will build a tree of CNN models, each of which aims to learn discriminative features for a number of categories only.

When we merge the confusion sets, we should make a trade-off between efficiency and accuracy. We pose the optimization problem as minimizing the number of merged confusion sets while requiring the error rate of resulting CNN model to be below a certain threshold. This objective is intractable. Thus, we relax the constraint on accuracy by limiting the number of categories in each merged set. This assignment problem is similar to the virtual machine packing problem and is an NP-hard problem. And probably good polytime approximation algorithms may not exist [31]. In this paper, a heuristic algorithm is then proposed based on the intuition that confusion sets with more overlap should be merged together in higher priority in order to optimize the benefits of inter-set category sharing.

Notation	Description
T	a CNN tree
v	a node of a CNN tree
$\phi(v)$	the children nodes set of node v
$\mathcal{P}(v)$	the class set of node v
$M(v)$	the CNN model trained on $\mathcal{P}(v)$
c_i	the i^{th} class of a class set
\mathcal{S}_i	the confusion set of c_i
\mathcal{Q}_k	the k^{th} confusion superset

Table 1: The notations for the CNN Tree.

To evaluate the proposed method, we use both AlexNet [3] and GoogleNet [32] as our basic CNN models. Experiments on the ILSVRC 2015 dataset [33] show that our method could improve the performance of both models. This sufficiently demonstrates the effectiveness of the proposed method. Our method is quite general, hence it can potentially be used in combination with many other deep learning models.

The rest of the paper is organized as follows: Section 2 gives an overview of related work. Section 3 introduces a novel CNN tree and gives a detailed description of the tree learning algorithm. The experimental evaluations are carried out in section 4 and finally we conclude the paper in section 5.

2. Related Work

Convolutional Neural Networks have a long history in computer vision. Since its introduction by LeCun *et al.* [1], it has consistently been competitive with other methods for recognition tasks. Recently, with the advent of large-scale category-level training data, *e.g.* ImageNet [34], CNN exhibit superior performance in large-scale visual recognition. Most notably, Krizhevsky *et al.* [3] proposed a classic CNN architecture which contains eight learned layers (5 convolutional layers and 3 fully-connected layers), and showed significant improvement upon previous methods on the image classi-

fication task.

Several techniques have been proposed to boost the performance of CNN in different aspects. Hinton *et al.* [35] proposed a method called Dropout to prevent complex co-adaptation on the training data. This method simply omits half of the feature detectors on each training case, so a hidden unit cannot rely on other hidden units being present. Wan *et al.* [36] introduced DropConnect which is a generation of Dropout for regularizing large fully-connected layers within neural networks. Unlike Dropout, DropConnect sets a randomly selected subset of weights within the network to zero. Each unit thus receives input from a random subset of units in the previous layer. Ciresan *et al.* [37] proposed a multi-column CNN which improved the performance by combing several CNN columns together. Goodfellow *et al.* [38] proposed a new model called Maxout which aims to both facilitate optimization by Dropout and improve the accuracy of Dropout's fast approximate model average technique. Howard [39] presented some new useful image transformation to increase the effective size of training set and generate more test predictions. They also showed an efficient way to train higher resolution models that generate useful complementary predictions. Wu *et al.* [40] also proposed more complex data augmentation techniques for model training. He *et al.* [41] proposed a new network structure called SPP-net which equipped the CNN with a more principled pooling strategy, *i.e.* "spatial pyramid pooling". The SPP-net can generate a fixed-length representation regardless of the image size. Also, it is robust to object deformations due to the use of pyramid pooling. Ioffe *et al.* [42] proposed a method called Batch Normalization which reduced the internal covariate shift by normalizing each training mini-batch. This method allows the training procedure to use much higher learning rate and be less careful about initialization, and in some cases eliminates the needs for Dropout. Zeiler and Fergus [43] presented a novel visualization method that gives insight into the function of intermediate feature layers and the operation of the classifier, and showed how these visualization can be used to identify problems of the model and so obtain better performance. Simply by reducing the layer filter size and the stride of convolution, they significantly improved the performance. Simonyan and Zisserman [44] investigated the effect of CNN depth on its accuracy in large-scale image classification. They showed the the representation depth

is beneficial for the classification accuracy. Szegedy *et al.* [32] proposed a new CNN architecture which achieved high performance by increasing the depth and width of the network. He *et al.* [45] introduced a residual learning framework to ease the training of networks. Their networks are much deeper than all existing works, and achieved the-state-of-the-art performance. All of these methods learn generic features from the whole class set, which might not be discriminative for classes in a specific subset. Differently, our method progressively learns fine-grained features for each class subset in the tree. These features should be more discriminative in distinguishing a specific class subset than the generic features learned on the whole class set.

Another kind of methods that is related to our work is the hierarchical classification. A number of papers have proposed to exploit the hierarchical structure between object classes. Griffin and Perona [46] propose an algorithm for automatically building classification trees. Deng *et al.* [47] and Torralba *et al.* [48] propose to exploit semantic hierarchy from WordNet to improve classification. Bengio *et al.* [49] propose a label embedding tree for large-scale classification. It partitions categories into disjoint subsets recursively, and train one classifier for each subset. Deng *et al.* [50] improve the label tree by simultaneously determining the tree structure and learning the classifier for each node in the tree. They also allow overlaps among different subsets. The main purpose of these hierarchical methods is to speed up the operation of testing. However, test examples that are misclassified at top layers can not be recovered later in their methods. In contrast, our method is able to recover test examples misclassified by the basic model as it can learn fine-grained features to distinguish the confusion set.

3. The Proposed CNN Tree

3.1. Overview

We are motivated by the observation that a class is usually confused by a few number of other classes in multiclass classification. In this paper, we refer to them as the confusion set of that class. Given the confusion set of one class, more discriminative features could be learned by a specific CNN to distinguish the classes only in this set.

Based on this observation, we develop a method to progressively learn fine-grained features for different confusion sets.

Suppose $\tilde{\mathcal{C}}$ is the whole class set of a multiclass classification task and \tilde{M} is a basic CNN model learned on $\tilde{\mathcal{C}}$. The confusion set \mathcal{S}_i of a class c_i is a set that contains c_i and all other classes whose test examples are potential to be misclassified as c_i by \tilde{M} . With a large number of classes, we claim $|\mathcal{S}_i| \ll |\tilde{\mathcal{C}}|$ based on the intuition that a class should only be confused by a few similar classes in the whole class set. This exhibits valuable information for further improving the accuracy of \tilde{M} . Specifically, we can train a specific CNN model to learn fine-grained features for each \mathcal{S}_i only. Since \mathcal{S}_i contains fewer classes, these fine-grained features should be more discriminative than the generic features learned by \tilde{M} on the $\tilde{\mathcal{C}}$. When a test example is classified as c_i by \tilde{M} , we can then use the specific CNN model trained on \mathcal{S}_i to refine its class label. It is hopeful that a test example that is misclassified by the basic CNN model might be correctly classified by the new specific CNN model.

However, when dealing with a large number of categories, learning a specific CNN model for each class separately is very computationally expensive. It is also difficult to cache all the CNN models in the memory in the testing procedure, leading to a significant decrease of testing speed. To alleviate this problem, we adopt a tree structure to progressively learn fine-grained features, namely the CNN tree.

Before we formally introduce the proposed CNN tree, we summarize the notations in Table 1 for clarity. Let $T = (V, E)$ be a CNN tree. As shown in Fig. 1, for a node $v \in V$, we are given a class subset $\mathcal{P}(v) \subset \tilde{\mathcal{C}}$. We try to classify different classes in $\mathcal{P}(v)$ by learning a specific CNN model $M(v)$ on $\mathcal{P}(v)$. If v is not a leaf node, we need to further enhance the discriminability of $M(v)$. To this end, we re-estimate the confusion set \mathcal{S}_i of each $c_i \in \mathcal{P}(v)$ based on $M(v)$ using the method described in section 3.2.1. Based on the observation that some classes may share many common categories in their confusion sets, we can pack them into a confusion superset, *i.e.* take the union of them, to reduce the number of CNNs to train. During the confusion set packing procedure, one confusion set could only be packed to one superset. Suppose we get N confusion supersets after merging, N children nodes will be generated respectively. Let $\phi(v) \subset V$ be the children nodes set of node v . For a child node $u_k \in \phi(v)$,

the confusion superset \mathcal{Q}_k is assigned to the class subset $\mathcal{P}(u_k)$ for further learning specific CNN model on \mathcal{Q}_k .

To classify an input instance x with the constructed CNN tree, we use the prediction algorithms shown in Algorithm 1. Specifically, we start at the root node \tilde{v} by predicting the class label c_l of x with $M(\tilde{v})$. To determine the child node for refining the prediction, we obtain the confusion set \mathcal{S}_l of c_l and find the confusion superset \mathcal{Q}_k which \mathcal{S}_l is merged into. Then, we go to child node u_k where $\mathcal{P}(u_k) = \mathcal{Q}_k$. Note that the selected child node is unique because the confusion set \mathcal{S}_l is uniquely merged into one confusion superset during training. At the child node u_k , we can use the specific CNN model $M(u_k)$ learned on $\mathcal{P}(u_k)$ to refine the prediction. This process repeats until it reaches a leaf node. The class label predicted by the specific CNN model of this leaf node is regarded as the final result.

It is worth noting that the proposed method is quite different from the works on hierarchical classification [49, 50, 46]. The main purpose of hierarchical classification is to speed up the operation of testing. These methods partition categories into different subsets recursively, and train one classifier for each subset. However, test examples that are misclassified at top layers can not be recovered later in their methods. In contrast, our method refines the class labels predicted by the basic model via progressively learning more specific models on their confusion sets. As the specific model could learn fine-grained features to distinguish confused classes, it is capable of correcting test examples misclassified by the basic model.

3.2. Learning CNN Tree

Learning a CNN tree $T = (V, E)$ refers to the learning of tree structure as well as the specific CNN model at each node. For each non-leaf node, we propose a softmax confusion matrix to robustly estimate the confusion sets of classes at this node and develop a heuristic algorithm to efficiently merge them into several confusion supersets. For each non-root node, we show how to learn a specific CNN model to distinguish the classes at this node.

Algorithm 1 *The prediction algorithm of a CNN tree*

INPUT: The input instance x , the CNN tree T **OUTPUT:** The predicted class label c_l .

- 1: $v \leftarrow$ the root node of T
 - 2: **while** $\phi(v) \neq \emptyset$ **do**
 - 3: Predict the class label c_l of x by using $M(v)$.
 - 4: Obtain the confusion set \mathcal{S}_l , and find the confusion superset \mathcal{Q}_k which \mathcal{S}_l is merged into.
 - 5: Fine the child node $u_k \in \phi(v)$ where $\mathcal{P}(u_k) = \mathcal{Q}_k$.
 - 6: $v \leftarrow u_k$
 - 7: **end while**
 - 8: Predict the class label c_l of x by using $M(v)$.
-



Figure 2: Example images of some categories and their corresponding confusion sets obtained by using softmax confusion matrix of the basic CNN on the ILSVRC 2015 dataset. Note that different categories may have different numbers of confusion classes.

3.2.1. Confusion Set Estimation

Given a non-leaf v of a CNN tree, we need to estimate the confusion set of each $c_i \in \mathcal{P}(v)$. We perform the estimation based on the confusion matrix. The confusion matrix is a common way to evaluate the performance of a multiclass classification algorithm, which plots the actual class label against the predicted class label. Specifically, the confusion matrix for an n -class problem is an $n \times n$ matrix H , where the ij^{th} entry h_{ij} represents the percentage of test instances of class c_i that were predicted to belong to class c_j . Some researchers have already proposed to explore the relationships among classes based on the confusion matrix [51, 52, 49, 46]. The performance of their algorithms mainly depends on the accuracy of the confusion matrix computed by using a held-out validation dataset. However, for the large-scale multiclass classification problem, it is impractical to collect a large enough validation dataset to compute the confusion matrix for accurately measuring the inter-class relationships. For example, the ILSVRC 2015 dataset [33] provides a validation dataset with only 50 samples for each class. As there are a total of 1000 different classes, the confusion matrix computed on such a small validation dataset cannot sufficiently capture the relationships among all these classes. For rich training data, it is not appropriate to use them to directly compute the confusion matrix based on the classification results since the model will fit the training data and can not produce a meaningful confusion matrix on them.

To deal with the above problems, we propose a variant of confusion matrix which could take the advantage of rich training data. We observe that the output of the softmax layer in CNN represents the predicted confidence scores of the input instances against all the classes. Such scores indeed capture the confusion information between classes and are more robust to overfitting. Thus, by summing over the predicted confidence scores of all the training data, it is reasonable to obtain a robust estimation of the confusion information among all classes. We refer to such a variant as softmax confusion matrix.

For the non-leaf node v , suppose there are n_v classes (*i.e.* $|\mathcal{P}(v)| = n_v$) and t_i training examples for class c_i . Let x_{ik} be the k^{th} training example of c_i and \mathbf{p}_{ik} be n_v -dimensional output vector of the softmax layer of the current CNN model $M(v)$ for

x_{ik} . Then, the softmax confusion matrix \tilde{H} can be computed as

$$\tilde{H} = \begin{bmatrix} \tilde{\mathbf{h}}_{1,\cdot}^T \\ \tilde{\mathbf{h}}_{2,\cdot}^T \\ \vdots \\ \tilde{\mathbf{h}}_{n_v,\cdot}^T \end{bmatrix} \quad (1)$$

where

$$\tilde{\mathbf{h}}_{i,\cdot} = \frac{1}{t_i} \sum_{k=1}^{t_i} \mathbf{p}_{ik} \quad (2)$$

With the above definition, the ij^{th} entry \tilde{h}_{ij} of \tilde{H} measures how likely the examples of c_i will be classified as c_j on the current model $M(v)$. Considering the j^{th} column $\tilde{\mathbf{h}}_{\cdot,j}$, it consists of all the scores that measures how likely the examples of their corresponding classes will be classified as c_j on $M(v)$. Given an appropriate threshold α , a set \mathcal{S}_j can be derived from $\tilde{\mathbf{h}}_{\cdot,j}$ by only reserving the class labels of entries that are larger than α . As \mathcal{S}_j consists of classes that could be confused by c_j , *i.e.* the most possible classes that could be predicted as c_j , we regard it as an estimation of the confusion set of c_j . Fig. 2 shows example images of some classes in the ILSVRC 2015 training dataset [33] and their confusion sets estimated by using the softmax confusion matrix of the AlexNet [3]. It can be observed that each class has some similar aspects (*e.g.* appearance, shape, size *etc.*) with its confusion classes. More specific features are needed to distinguish them from their confusion classes.

3.2.2. Confusion Set Packing

Given a non-leaf node v and the confusion set for each class in $\mathcal{P}(v)$ estimated by using softmax confusion matrix of $M(v)$, we will merge these confusion sets into several confusion supersets. We may sacrifice accuracy because now our specific CNN model deals with more categories, but at the same time, we gain on reducing the number of CNN models to train. We aim to have as few confusion supersets as possible, with the constraint that the error rate of each superset’s CNN model should be low. However, we cannot try all the combinations to find the one which results in the smallest number of confusion supersets under this constraint. Instead, we change the constraint

as limiting the number of classes in each confusion superset. It is based on the assumption that the performance of a CNN is highly relevant to the number of classes it aims to distinguish.

Let \mathcal{Q} denote the confusion superset. At a given limit L of $|\mathcal{Q}|$, the optimal solution is the one that minimizes the number of generated \mathcal{Q} . This problem is similar to the well-studied bin packing problem which aims to pack objects of different volumes into a finite number of bins with limit volume in a way that minimizes the number of bins used. Given n candidate supersets $\mathcal{B}_i, i \in \{1, \dots, n\}$ with the size limit $|L|$ and the confusion sets $\mathcal{S}_i, i \in \{1, \dots, n\}$ for all n classes, the confusion set packing problem can be formulated as:

Minimize

$$N = \sum_{i=1}^n y_i \quad (3)$$

subject to

$$\begin{aligned} \left| \bigcup_{j=1}^n \widehat{\mathcal{S}}_{ij} \right| &\leq y_i L, \forall i \in \{1, \dots, n\} \\ \sum_{i=1}^n \left| \widehat{\mathcal{S}}_{ij} \right| &= |\mathcal{S}_j|, \forall j \in \{1, \dots, n\} \end{aligned} \quad (4)$$

where

$$\begin{aligned} y_i &= \begin{cases} 1, & \text{if } \mathcal{B}_i \text{ is used} \\ 0, & \text{otherwise} \end{cases}, \forall i \in \{1, \dots, n\} \\ \widehat{\mathcal{S}}_{ij} &= \begin{cases} \mathcal{S}_j, & \text{if } \mathcal{S}_j \text{ is packed into } \mathcal{B}_i \\ \emptyset, & \text{otherwise} \end{cases}, \forall i, j \in \{1, \dots, n\} \end{aligned} \quad (5)$$

Note that the first constraint in Eq. 4 ensures the size limit of confusion supersets while the second one ensures that one confusion set can be packed into one confusion superset once and only once.

Given a solution of the problem, the N confusion supersets $\mathcal{Q}_k, k \in \{1, \dots, N\}$ can be found by:

$$\mathcal{Q}_k = \left\{ \bigcup \mathcal{S}_j \mid \widehat{\mathcal{S}}_{i_k j} \neq \emptyset, j = 1, 2, \dots, n \right\}, \forall y_{i_k} = 1 \quad (6)$$

Algorithm 2 *The heuristic algorithm of confusion set packing*

INPUT: the size limit L , the confusion sets \mathcal{S}_i for all $c_i, i \in \{1, \dots, n\}$.

OUTPUT: several confusion supersets $\mathcal{Q}_i, i \in \{1, \dots, N\}$

```
1: for  $i = 1, \dots, N$  do
2:    $\mathcal{B}_i \leftarrow \mathcal{S}_i$ 
3: end for
4: while true do
5:   Find the 'optimal' index pair  $i, j$  of current step as
      $\arg \max_{i,j} |\mathcal{B}_i \cap \mathcal{B}_j|, \forall \mathcal{B}_i, \mathcal{B}_j \neq \emptyset \wedge |\mathcal{B}_i \cup \mathcal{B}_j| \leq L.$ 
6:   if No such index pair can be found then
7:     break
8:   else
9:     if More than one index pair are found then
10:      Select only one index pair  $i, j$  randomly.
11:    end if
12:     $\mathcal{B}_i \leftarrow \mathcal{B}_i \cup \mathcal{B}_j$ 
13:     $\mathcal{B}_j \leftarrow \emptyset$ 
14:  end if
15: end while
16:  $i \leftarrow 1$ 
17: for  $k = 1, \dots, n$  do
18:   if  $\mathcal{B}_k \neq \emptyset$  then
19:      $\mathcal{Q}_i \leftarrow \mathcal{B}_k$ 
20:      $i \leftarrow i + 1$ 
21:   end if
22: end for
```

Unlike the traditional bin packing problem, the cumulative size of several confusion sets can be smaller than the sum of individual confusion set sizes due to overlap, *i.e.* $\left| \bigcup_{j=1}^n \widehat{\mathcal{S}}_{ij} \right| \leq \sum_{j=1}^n \left| \widehat{\mathcal{S}}_{ij} \right|$. Actually, the confusion set packing problem is a virtual machine packing problem with general sharing model as described in [31] where the different virtual machines can share space when packed into a physical server. Finding an optimal solution of such a problem is very difficult since it has an NP-hard computational complexity. [31] shows that it is even infeasible to get a well approximated solution.

Here we propose a heuristic algorithm based on the intuition that confusion sets with more overlap should be packed together in higher priority in order to optimize the benefits of inter-sets sharing. The algorithm initializes n confusion supersets by allocating one confusion set to one superset respectively. At each step, the algorithm greedily searches the superset pair who has the maximal overlap among all possible superset pairs whose union set do not exceed the confusion superset size limit, and then merge them together. The detailed algorithm is described in Algorithm 2.

3.2.3. Learning Specific CNN Model

Given a non-root node v and a class subset $\mathcal{P}(v)$, we will learn a specific CNN model for this subset only.

Let v' be the parent node of v , $|\mathcal{P}(v)| = n_v$. We learn $M(v)$ by fine-tuning the CNN model of v' , *i.e.* $M(v')$, on $\mathcal{P}(v)$. In this way, we can still leverage visual knowledge from a larger number of categories. Specifically, we follow the procedure described in [6]. First, we remove the last fully-connected layer of $M(v')$. Next, we append a new randomly initialized fully-connected layer with n_v output units. Then, we run stochastic gradient descent (SGD) to learn the new CNN model on training data of $\mathcal{P}(v)$. As CNN could simultaneously learn convolutional features and classification weights, the fine-tuning procedure should encode more discriminative visual patterns which are more powerful to distinguish classes in $\mathcal{P}(v)$.

3.2.4. Summary

We summarize the algorithm for learning the CNN tree in Algorithm 3. The algorithm starts by initializing the root node \tilde{v} with the whole class set $\tilde{\mathcal{C}}$ and a given basic

CNN model \tilde{M} . Then a recursive procedure is performed to grow the tree in a top-down breadth-first manner until it reaches a given maximal depth. With the growing of the tree, we can learn specific CNN models, each of which aims to learn fine-grained features for a number of categories only.

Algorithm 3 *The training algorithm of hierarchically specific CNN*

INPUT: The basic CNN model \tilde{M} trained on \tilde{C} , the maximal tree depth D , the size limits L_d of confusion superset in depths $d \in \{0, 1, \dots, D - 1\}$.

OUTPUT: The CNN tree.

```

1: function TRAIN( $v, d$ )
2:   if  $d \neq 0$  then
3:     Fine-tune the CNN model  $M(v)$  on  $P(v)$ 
4:   end if
5:   if  $d == D$  then return
6:   end if
7:   Compute softmax confusion matrix  $\tilde{H}$  of  $M(v)$  by using Eq. 1
8:   Get  $S_i$  of each class  $c_i \in \mathcal{P}(v)$  from  $\tilde{H}$ 
9:   Run Algorithm 2 to get the confusion supersets  $\mathcal{Q}_k, k = \{1, \dots, N\}$  at the size
   limit  $L_d$ .
10:  for each  $k = \{1, \dots, N\}$  do
11:    Generate a node  $u_k$  as a new child node of  $v$ .
12:     $\mathcal{P}(u_k) \leftarrow \mathcal{Q}_k$ 
13:    TRAIN( $u_k, d + 1$ )
14:  end for
15: end function
16:
17:  $\mathcal{P}(\tilde{v}) \leftarrow \tilde{C}$ 
18:  $M(\tilde{v}) \leftarrow \tilde{M}$ 
19: TRAIN( $\tilde{v}, 0$ )

```

	L_1			
	50	100	150	200
Top-1 errors	40.66%	40.68%	40.79%	40.86%
Top-5 errors	18.78%	18.58%	18.49%	18.53%

Table 2: Top-1 and top-5 error rates of different values of L_1 when using 1 AlexNet as basic model

	L_2		
	30	50	70
Top-1 errors	40.40%	40.40%	40.43%
Top-5 errors	18.56%	18.55%	18.60%

Table 3: Top-1 and top-5 error rates of different values of L_2 when using 1 AlexNet as basic model and setting L_1 to 100

4. Experiments

4.1. Dataset and The Evaluation Criteria

We evaluate the proposed method on the image classification task with the ILSVRC 2015 dataset [33]. This dataset contains 1000 leaf-node categories selected from the Imagenet hierarchy. There are about 1.2 million images for training and 50,000 images for validation, each of which is associated with a ground truth category. Following the previous papers, we test our method on the validation data. Two criteria are used to evaluate the algorithms: the top-1 error rate, which compares the first predicted class label against the ground truth, and the top-5 error rate, which checks whether the ground truth is among the top 5 predicted class labels.

We use both AlexNet [3] and GoogleNet [32] as our basic CNN models. To make a fair comparison, we use the Caffe [53] implementation and download the pre-trained models for the ILSVRC 2015 dataset.

The parameters for building a CNN tree are: (1) the maximal tree depth D , and (2) the size limit L_d of confusion superset at level $d \in \{0, 1, \dots, D - 1\}$. We tested the effects of using different parameters on AlexNet. For L_1 with 50, 100, 150 and 200, the top-1(top-5) errors are shown in Table 2. It can be found that different settings lead to similar performance. By setting L_1 as 100, for L_2 with 30, 50 and 70, the top-1(top-5) errors are shown in Table 3. The performance also are similar. Actually, We do not optimize the parameters on the validation set. We empirically selected the parameters

	AlexNet			GoogleNet	
Parameter	D	L_1	L_2	D	L_1
Value	2	100	50	1	100

Table 4: The selected parameters for our CNN tree.

as shown in Table 4 since they don't affect the performance much. Note that we select D as 2 and 1 for AlexNet and GoogleNet respectively since a deeper tree requires to train more CNNs but it only leads to a small increase in performance.

4.2. Results

We firstly compare our CNN tree at different depths with the basic CNN model. We use both AlexNet and GoogleNet as our basic models since they are representative architecture which are widely used. We denote the CNN tree with depth D as T_D (Note that T_0 is the basic CNN model). The results for AlexNet and GoogleNet on ILSVRC 2015 are summarized in Table 5 and Table 6 respectively (the column that the number of basic model is 1). For AlexNet, T_1 decreases top-1 error rate by 2.41% and top-5 error rate by 1.43% when compared with T_0 . When we increase the depth to 2, T_2 decreases top-1 error rate by 2.69% and top-5 error rate by 1.49%. For GoogleNet, T_1 decreases the top-1 error rate by 4.38% and the top-5 error rate by 1.91%. The improvements are significant especially on GoogleNet since the task is to classify 50,000 examples into 1,000 different classes. The results demonstrate that the proposed CNN tree can enhance the discriminability of the basic CNN. The reason can be explained by the fact that the specific CNN models could learn more discriminative features to distinguish the confused classes. One may argue that the performance of a standard CNN can also be improved by increasing its the depth and width. By comparing the results on AlexNet and GoogleNet, we note that our method is even better at improving the performance of a strong basic model, *e.g.* GoogleNet. This may due to that the confusing sets estimated by a strong basic model are more accurate than those estimated by a weak basic model. It means that our method can enjoy the benefits of optimizing the single basic model. In practice, we can combine the CNN tree with the optimized basic model to further boost the performance.

		AlexNet					
	#Basic Models	1	2	3	4	5	6
Top-1 errors	T_0	43.09%	41.28%	40.41%	40.21%	39.82%	39.63%
	T_1	40.68%(-2.41%)	38.95%(-2.33%)	38.07%(-2.34%)	37.80%(-2.41%)	37.49%(-2.33%)	37.39%(-2.24%)
	T_2	40.40%(-2.69%)	38.60%(-2.68%)	37.84%(-2.57%)	37.62%(-2.59%)	37.33%(-2.49%)	37.19%(-2.44%)
Top-5 errors	T_0	20.04%	18.53%	18.03%	17.72%	17.52%	17.43%
	T_1	18.58%(-1.46%)	17.52%(-1.01%)	16.93%(-1.10%)	16.59%(-1.13%)	16.39%(-1.13%)	16.24%(-1.19%)
	T_2	18.55%(-1.49%)	17.39%(-1.14%)	16.81%(-1.22%)	16.53%(-1.19%)	16.36%(-1.16%)	16.23%(-1.20%)

Table 5: Top-1 and top-5 error rates of different number of basic models on validation data of ILSVRC 2015 by using AlexNet. The basic Model is denoted as T_0 . The CNN trees with depth $D = 1$ and $D = 2$ are denoted as T_1 and T_2 respectively. The scores in brackets are the decreased errors compared to T_0 .

As the performance of a single model can always be improved by averaging multiple models, we then investigate whether the proposed method can also improve multiple basic models. We first train several basic CNN models by different random initializations and then train a CNN tree for each basic model. The final prediction is obtained by averaging the predictions of CNN trees of different basic models. The results for AlexNet and GoogleNext are also shown in Table 5 and Table 6 respectively. As can be observed, the performance could be further improved by applying CNN trees to multiple basic models. This may be because the confusion sets estimated by multiple basic models are more robust than those estimated by a single basic model, which helps to correct more misclassified samples. It also indicates that the proposed method provides values beyond model averaging. For example, averaging 6 basic models of AlexNet decreases top-1 (top-5) errors from 43.09% (20.04%) to 39.63% (17.43%) while applying our CNN trees on these 6 basic models further decreases the top-1 (top-5) errors to 37.19% (16.23%). On the other hand, averaging 6 basic models of GoogleNet decreases top-1 (top-5) errors from 32.75% (12.00%) to 29.56% (10.08%) while applying our CNN trees further decreases top-1 (top-5) errors to 25.15% (8.12%).

To show the limitation of model averaging, we present the error decrement with respect to the model number in model averaging in Fig 3. For AlexNet, averaging 16 models decreases top-1(top-5) errors to 39.15%(16.99%). For GoogleNet, averaging 12 models decreases top-1(top-5) errors to 29.29%(9.76%). As can be observed, model averaging can only decrease the error rate to some extent, and no further decrement can

		GoogleNet					
	#Basic Models	1	2	3	4	5	6
Top-1 errors	T0	32.75%	30.96%	30.27%	29.89%	29.72%	29.56%
	T1	28.37%(-4.38%)	26.51%(-4.45%)	25.99%(-4.28%)	25.57%(-4.32%)	25.4%(-4.32%)	25.15%(-4.41%)
Top-5 errors	T0	12.00%	10.89%	10.53%	10.32%	10.17%	10.08%
	T1	10.09%(-1.91%)	8.98%(-1.91%)	8.68%(-1.85%)	8.33%(-1.99%)	8.23%(-1.94%)	8.12%(-1.96%)

Table 6: Top-1 and top-5 error rates of different basic models on validation data of ILSVRC 2015 by using GoogleNet. The basic Model is denoted as T_0 . The CNN tree with depth $D = 1$ is denoted as T_1 . The scores in brackets are the decreased errors compared to T_0 .

	AlexNet		GoogleNet	
	Top-1 errors	Top-5 errors	Top-1 errors	Top-5 errors
BP Layers				
All Layers	40.68%(-2.41%)	18.58%(-1.46%)	28.37%(-4.38%)	10.09%(-1.91%)
Last Layer	42.96%(-0.13%)	20.14%(+0.10%)	32.16%(-0.59%)	11.75%(-0.25%)

Table 7: Comparison between different learning strategies. 'All layers' means we perform back-propagation for all layers of the CNN and 'Last layer' means we perform back-propagation only for the last fully-connected layer.

be obtained by using more models. However, by combining our methods with model averaging, *i.e.* applying the proposed CNN tree on the averaged basic models, the error rate can be significantly decreased. This sufficiently demonstrates the extra value of our method over model averaging.

We further conduct an experiment to show our method can learn more powerful feature representation at lower layers in the network. We try another learning strategy: For each class subset in the non-root node, we fix the weights of all the layers except for the last fully-connected layer, and then fine-tune the CNN model for this class subset. With this setting, we actually train a multiclass logistic regression classifier for the class subset without learning features. We compare this learning strategy with T_1 . As shown in Table 7, for AlexNet, fine-tuning without feature learning decreases the top-1 error rate by 0.13% and even increases the top-5 error rate by 0.1%. For GoogleNet, fine-tuning without feature learning decreases the top-1 and top-5 error rate by 0.59% and 0.25% respectively. This strategy performs much worse than fine-tuning the specific CNN models with feature learning. This demonstrates that the proposed CNN tree enhances the discriminability by progressively learning fine-grained features for each class subset.

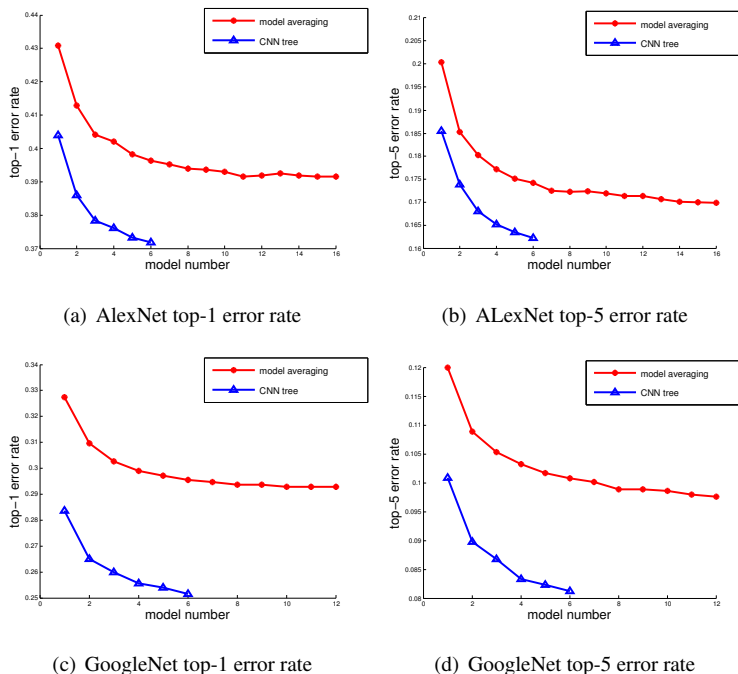


Figure 3: The decrement of top-1 and top-5 error rates as a function of model number.

Fig. 4 gives the top-1 predictions of some categories on validation data by using AlexNet. Each image is marked with two labels, where the top label is predicted by the basic CNN model and the bottom label is predicted by using the proposed CNN tree. The red color denotes a right prediction while the green color denotes a wrong prediction. As can be seen, our method could correct the prediction of some examples that are misclassified by the basic CNN model. The reason is that our method could refine the class labels predicted by the basic model via progressively learning more specific models on their confusion sets.

4.3. Computational Complexity Analysis

With the parameter settings in Table 4, for AlexNet, we actually fine-tune 55 specific CNN models at level 1, each of which contains no more than 100 classes, and 151 specific CNN models at level 2, each of which contains no more than 50 classes. For GoogleNet, we fine-tune 61 specific CNN models at level 1, each of which also































Category	Example Validation Images					
barracouta						
church						
spaghetti squash						
espresso						
trolleybus						

Figure 4: Top-1 predictions of some categories on validation data. Each image is marked with two labels, where the top label is predicted by the basic CNN model and the bottom label is predicted by using the proposed CNN tree. The red (green) color denotes that the prediction is wrong (right) compared to the ground truth.

contains no more than 100 classes

To fine-tune these models, we start SGD from a learning rate of 0.001 (1/10 of the initial pre-training rate) and decrease the learning rate by a factor of 10 when the accuracy on validation data stops improving. For AlexNet, the learning is stopped after about 15,000 iterations for each CNN model in level 1 and about 5,000 iterations in level 2. Thus, learning such a CNN tree requires a total of about 1.5 million iterations, which is 5 times of learning the basic model (310k iterations). In experiments, we train the proposed CNN tree in parallel on 12 Tesla K40 GPUs. It takes about 1.5 days to finish the training procedure. For testing, our method increases the time by 2 times as each test examples need to be evaluated by 3 CNNs. For GoogleNet, the learning is stopped after about 80,000 iterations for each CNN model in level 1. Thus it requires a total of about 4.8 million iterations, which is 2 times of learning the basic model (2.4 million iterations). It takes about 2 days to finish the training procedure on the same platform. The testing time is increased by 1 time as the tree depth is 1.

5. Conclusion

In this paper, a CNN tree is proposed to progressively learn fine-grained features to distinguish a subset of classes which are confused by the basic CNN model. Such features are expected to be more discriminative, compared to features learned for all the classes. Thus, test examples that are misclassified by the basic CNN model might be correctly classified by the specific CNN model in the bottom layer. To learn the tree structure as well as the fine-grained features, a new learning algorithm is proposed to grow the tree in a top-down breadth-first manner. Experiments on large-scale image classification tasks by using both AlexNet and GoogleNet demonstrate that our method could enhance the discriminability of given basic CNN models. The proposed method is fairly generic, hence it can potentially be used in combination with many other deep learning models.

References

References

- [1] Y. LeCun, B. Boser, J. S. Denker, D. Henderson, R. E. Howard, W. Hubbard, L. D. Jackel, Backpropagation applied to handwritten zip code recognition, in: *Neural Comput.*, Vol. 1, 1989, pp. 541–551.
- [2] Y. LeCun, L. Bottou, Y. Bengio, P. Haffner, Gradient-based learning applied to document recognition, *Proceedings of the IEEE* 86 (11) (1998) 2278–2324.
- [3] A. Krizhevsky, I. Sutskever, G. E. Hinton, Imagenet classification with deep convolutional neural networks, in: *Advances in Neural Information Processing Systems* 25, 2012, pp. 1097–1105.
- [4] M. Zeiler, R. Fergus, Visualizing and understanding convolutional networks, in: *Computer Vision ECCV 2014*, 2014, pp. 818–833.
- [5] K. He, X. Zhang, S. Ren, J. Sun, Delving deep into rectifiers: Surpassing human-level performance on imagenet classification, *CoRR* abs/1502.01852.
URL <http://arxiv.org/abs/1502.01852>
- [6] R. Girshick, J. Donahue, T. Darrell, J. Malik, Rich feature hierarchies for accurate object detection and semantic segmentation, in: *Computer Vision and Pattern Recognition (CVPR), 2014 IEEE Conference on*, 2014, pp. 580–587.
- [7] R. Girshick, Fast r-cnn, *arXiv preprint arXiv:1504.08083*.
- [8] P. Sermanet, D. Eigen, X. Zhang, M. Mathieu, R. Fergus, Y. LeCun, Overfeat: Integrated recognition, localization and detection using convolutional networks, *CoRR* abs/1312.6229.
URL <http://arxiv.org/abs/1312.6229>
- [9] W. Ouyang, X. Wang, X. Zeng, S. Qiu, P. Luo, Y. Tian, H. Li, S. Yang, Z. Wang, C.-C. Loy, et al., Deepid-net: Deformable deep convolutional neural networks for object detection, in: *Proceedings of the IEEE Conference on Computer Vision and Pattern Recognition*, 2015, pp. 2403–2412.

- [10] C. Szegedy, S. Reed, D. Erhan, D. Anguelov, Scalable, high-quality object detection, CoRR abs/1412.1441.
URL <http://arxiv.org/abs/1412.1441>
- [11] D. Erhan, C. Szegedy, A. Toshev, D. Anguelov, Scalable object detection using deep neural networks, in: Computer Vision and Pattern Recognition (CVPR), 2014 IEEE Conference on, IEEE, 2014, pp. 2155–2162.
- [12] H. Li, Y. Li, F. Porikli, Robust online visual tracking with a single convolutional neural network, in: Computer Vision–ACCV 2014, Springer, 2015, pp. 194–209.
- [13] L. Wang, T. Liu, G. Wang, K. L. Chan, Q. Yang, Video tracking using learned hierarchical features, Image Processing, IEEE Transactions on 24 (4) (2015) 1424–1435.
- [14] S. Hong, T. You, S. Kwak, B. Han, Online tracking by learning discriminative saliency map with convolutional neural network, Proceedings of the 32th International Conference on Machine Learning (ICML-15).
- [15] M. Delakis, C. Garcia, text detection with convolutional neural networks., in: VISAPP (2), 2008, pp. 290–294.
- [16] W. Huang, Y. Qiao, X. Tang, Robust scene text detection with convolution neural network induced msr trees, in: Computer Vision–ECCV 2014, Springer, 2014, pp. 497–511.
- [17] I. J. Goodfellow, Y. Bulatov, J. Ibarz, S. Arnaud, V. Shet, Multi-digit number recognition from street view imagery using deep convolutional neural networks, CoRR abs/1312.6082.
- [18] M. Jaderberg, K. Simonyan, A. Vedaldi, A. Zisserman, Deep structured output learning for unconstrained text recognition, arXiv preprint arXiv:1412.5903.
- [19] T. Wang, D. J. Wu, A. Coates, A. Y. Ng, End-to-end text recognition with convolutional neural networks, in: Pattern Recognition (ICPR), 2012 21st International Conference on, IEEE, 2012, pp. 3304–3308.

- [20] Y. Tian, B. Fan, F. Wu, L2-net: Deep learning of discriminative patch descriptor in euclidean space, in: *Computer Vision and Pattern Recognition, 2009. CVPR 2017. IEEE Conference on*, 2017.
- [21] K. Simonyan, A. Zisserman, Two-stream convolutional networks for action recognition in videos, in: *Advances in Neural Information Processing Systems*, 2014, pp. 568–576.
- [22] A. Karpathy, G. Toderici, S. Shetty, T. Leung, R. Sukthankar, L. Fei-Fei, Large-scale video classification with convolutional neural networks, in: *Computer Vision and Pattern Recognition (CVPR), 2014 IEEE Conference on*, 2014, pp. 1725–1732.
- [23] J. Y.-H. Ng, M. Hausknecht, S. Vijayanarasimhan, O. Vinyals, R. Monga, G. Toderici, Beyond short snippets: Deep networks for video classification, *arXiv preprint arXiv:1503.08909*.
- [24] A. Toshev, C. Szegedy, Deeppose: Human pose estimation via deep neural networks, in: *Computer Vision and Pattern Recognition (CVPR), 2014 IEEE Conference on*, 2014, pp. 1653–1660.
- [25] A. Jain, J. Tompson, M. Andriluka, G. W. Taylor, C. Bregler, Learning human pose estimation features with convolutional networks, *arXiv preprint arXiv:1312.7302*.
- [26] J. J. Tompson, A. Jain, Y. LeCun, C. Bregler, Joint training of a convolutional network and a graphical model for human pose estimation, in: *Advances in Neural Information Processing Systems*, 2014, pp. 1799–1807.
- [27] Y. Gong, L. Wang, R. Guo, S. Lazebnik, Multi-scale orderless pooling of deep convolutional activation features, in: *Computer Vision ECCV 2014*, 2014, pp. 392–407.
- [28] B. Zhou, A. Lapedriza, J. Xiao, A. Torralba, A. Oliva, Learning deep features for scene recognition using places database, in: *Advances in Neural Information Processing Systems*, 2014.

- [29] B. Shuai, G. Wang, Z. Zuo, B. Wang, L. Zhao, Integrating parametric and non-parametric models for scene labeling, *Computer Vision and Pattern Recognition (CVPR), 2014 IEEE Conference on* 72 (2015) 50–8.
- [30] C. Farabet, C. Couprie, L. Najman, Y. LeCun, Learning hierarchical features for scene labeling, *Pattern Analysis and Machine Intelligence, IEEE Transactions on* 35 (8) (2013) 1915–1929.
- [31] M. Sindelar, R. K. Sitaraman, P. Shenoy, Sharing-aware algorithms for virtual machine colocation, in: *Proceedings of the 23th annual ACM symposium on Parallelism in algorithms and architectures*, 2011, pp. 367–378.
- [32] C. Szegedy, W. Liu, Y. Jia, P. Sermanet, S. Reed, D. Anguelov, D. Erhan, V. Vanhoucke, A. Rabinovich, Going deeper with convolutions, in: *Proceedings of the IEEE Conference on Computer Vision and Pattern Recognition*, 2015, pp. 1–9.
- [33] <http://image-net.org/challenges/LSVRC/2012/index>.
- [34] J. Deng, W. Dong, R. Socher, L.-J. Li, K. Li, L. Fei-Fei, Imagenet: A large-scale hierarchical image database, in: *Computer Vision and Pattern Recognition, 2009. CVPR 2009. IEEE Conference on*, 2009, pp. 248–255.
- [35] G. E. Hinton, N. Srivastava, A. Krizhevsky, I. Sutskever, R. Salakhutdinov, Improving neural networks by preventing co-adaptation of feature detectors, *CoRR* abs/1207.0580.
- [36] L. Wan, M. Zeiler, S. Zhang, Y. L. Cun, R. Fergus, Regularization of neural networks using dropconnect, in: *Proceedings of the 30th International Conference on Machine Learning (ICML-13)*, 2013, pp. 1058–1066.
- [37] D. Ciresan, U. Meier, J. Schmidhuber, Multi-column deep neural networks for image classification, in: *Computer Vision and Pattern Recognition (CVPR), 2012 IEEE Conference on*, 2012, pp. 3642–3649.
- [38] I. Goodfellow, D. Warde-farley, M. Mirza, A. Courville, Y. Bengio, Maxout networks, in: *Proceedings of the 30th International Conference on Machine Learning (ICML-13)*, 2013, pp. 1319–1327.

- [39] A. G. Howard, Some improvements on deep convolutional neural network based image classification, CoRR abs/1312.5402.
- [40] R. Wu, S. Yan, Y. Shan, Q. Dang, G. Sun, Deep image: Scaling up image recognition, arXiv preprint arXiv:1501.02876.
- [41] K. He, X. Zhang, S. Ren, J. Sun, Spatial pyramid pooling in deep convolutional networks for visual recognition, CoRR abs/1406.4729.
- [42] S. Ioffe, C. Szegedy, Batch normalization: Accelerating deep network training by reducing internal covariate shift, arXiv preprint arXiv:1502.03167.
- [43] M. Zeiler, R. Fergus, Visualizing and understanding convolutional networks, in: Computer Vision ECCV 2014, Vol. 8689, 2014, pp. 818–833.
- [44] K. Simonyan, A. Zisserman, Very deep convolutional networks for large-scale image recognition, arXiv preprint arXiv:1409.1556.
- [45] K. He, X. Zhang, S. Ren, J. Sun, Deep residual learning for image recognition, in: Proceedings of the IEEE Conference on Computer Vision and Pattern Recognition, 2016, pp. 770–778.
- [46] G. Griffin, P. Perona, Learning and using taxonomies for fast visual categorization, in: Computer Vision and Pattern Recognition, 2008. CVPR 2008. IEEE Conference on, 2008, pp. 1–8.
- [47] J. Deng, A. Berg, K. Li, L. Fei-Fei, What does classifying more than 10,000 image categories tell us?, in: Computer Vision ECCV 2010, Vol. 6315, 2010, pp. 71–84.
- [48] A. Torralba, R. Fergus, W. Freeman, 80 million tiny images: A large data set for nonparametric object and scene recognition, Pattern Analysis and Machine Intelligence, IEEE Transactions on 30 (11) (2008) 1958–1970.
- [49] S. Bengio, J. Weston, D. Grangier, Label embedding trees for large multi-class tasks, in: Advances in Neural Information Processing Systems 23, 2010, pp. 163–171.

- [50] J. Deng, S. Satheesh, A. C. Berg, F. Li, Fast and balanced: Efficient label tree learning for large scale object recognition, in: NIPS, 2011, pp. 567–575.
- [51] S. Godbole, S. Sarawagi, S. Chakrabarti, Scaling multi-class support vector machines using inter-class confusion, in: Proceedings of the 18th ACM SIGKDD International Conference on Knowledge Discovery and Data Mining, 2002, pp. 513–518.
- [52] S. Godbole, S. Sarawagi, Discriminative methods for multi-labeled classification, in: Advances in Knowledge Discovery and Data Mining, 2004, pp. 22–30.
- [53] Y. Jia, E. Shelhamer, J. Donahue, S. Karayev, J. Long, R. Girshick, S. Guadarrama, T. Darrell, Caffe: Convolutional architecture for fast feature embedding, arXiv preprint arXiv:1408.5093.