

An Active-Sensing Approach to Channel Vector Subspace Estimation in mm-Wave Massive MIMO Systems

Saeid Haghighatshoar*, Giuseppe Caire*

*Communications and Information Theory Group, Technische Universität Berlin

Emails: saeid.haghighatshoar@tu-berlin.de, caire@tu-berlin.de

Abstract—Millimeter-wave (mm-Wave) cellular systems are a promising option for a very high data rate communication because of the large bandwidth available at mm-Wave frequencies. Due to the large path-loss exponent in the mm-Wave range of the spectrum, directional beamforming with a large antenna gain is necessary at the transmitter, the receiver or both for capturing sufficient signal power. This in turn implies that fast and robust channel estimation plays a central role in systems performance since without a reliable estimate of the channel state the received *signal-to-noise ratio* (SNR) would be much lower than the minimum necessary for a reliable communication.

In this paper, we mainly focus on single-antenna users and a multi-antenna base-station. We propose an adaptive sampling scheme to speed up the user's signal subspace estimation. In our scheme, the beamforming vector for taking every new sample is adaptively selected based on all the previous beamforming vectors and the resulting output observations. We apply the theory of optimal design of experiments in statistics to design an adaptive algorithm for estimating the signal subspace of each user. The resulting subspace estimates for different users can be exploited to efficiently communicate to the users and to manage the interference. We cast our proposed algorithm as low-complexity optimization problems, and illustrate its efficiency via numerical simulations.

1 INTRODUCTION

Consider a mm-Wave cellular system consisting of a multi-antenna base-station with M antennas serving K single-antenna users. For simplicity, we focus here on a flat-fading channel in which the bandwidth of the signal is less than the channel's coherence bandwidth¹. Due to high path-loss exponent in the mm-Wave frequencies, a high beamforming gain at the base-station is necessary in order to deliver/receive sufficient signal power to/from the users [1, 2]. Traditionally, the design of beamforming matrices is based on complete channel information, which is difficult to have in mm-Wave spectrum due to the small *signal-to-noise ratio* (SNR) before beamforming. This in turn indicates that a fast and robust acquisition stage plays a crucial role for establishing a reliable communication link to the users.

Adaptive beamwidth beamforming algorithms with multi-stage codebooks have been recently proposed by which the transmitter and receiver jointly design their beamforming vectors [3–6]. In short, the proposed multi-stage (multi-resolution)

beamforming algorithms can be seen as different variants of binary search or bisection algorithm over all possible *angle of arrivals* (AoA) of the channel between the transmitter and the receiver. The search typically starts with two wide beams each scanning half the range of possible AoAs. This provides a rough estimate of the location of channel's dominant AoAs in either the first or the second half. The resulting estimate is further refined by more and more narrow beams until a good estimate of the location of AoAs is found. The main issue of all these search algorithms is that they look for the dominant AoAs rather than the signal subspace (the subspace containing a significant amount of signal power). In particular, the binary search applied by such algorithms becomes less efficient when there are several significant AoAs rather than one.

In this paper, we mainly focus on single-antenna users and a multi-antenna base station. We formulate the acquisition problem for each user in terms of estimating the user's dominant signal subspace rather than searching over the AoAs of its communication channel to the base-station. Further, we use the theory of optimal experiment design in statistics to develop an adaptive beamforming and subspace estimation algorithm. We assume that a stream of independent training samples (observations) of each user's channel vector is available at the base station via sequential training. For every new training sample, our algorithm updates its estimate of the user's signal subspace by exploiting all the available measurements. The resulting estimate of the subspace is in turn used to find an optimal beamforming vector for taking the next measurement in the next training snapshot. For simplicity we focus on a 1-dim beamformer that exploits only one RF chain for sampling the whole M -dim array signal. We cast the optimal design of this beamforming vector, and subspace estimation as low-complexity optimization problems that can be efficiently solved. We also provide numerical simulations to assess the performance of our proposed algorithm.

1.1 Notations

We denote vectors by boldface small letters (e.g., \mathbf{x}), matrices by boldface capital letters (e.g., \mathbf{X}), scalar constant by non-boldface letters (e.g., x or X), and sets by calligraphic letters (e.g., \mathcal{X}). The i -th element of a vector \mathbf{x} and the (i, j) -th element of a matrix \mathbf{X} will be denoted by $[\mathbf{x}]_i$ and $[\mathbf{X}]_{i,j}$ respectively. Throughout the paper, the output of an

¹For example, our model may be regarded as the channel resulting from a single subcarrier of an OFDM system.

optimization algorithm $\arg \min_x f(x)$ is denoted by x^* . We denote the Hermitian and the transpose of a matrix \mathbf{X} by \mathbf{X}^H and \mathbf{X}^T , respectively. The same notation is used for vectors and scalars. We use \mathbb{T}_+ for the space of Hermitian semi-definite Toeplitz matrices. For an $\mathbf{x} \in \mathbb{C}^M$, we denote by $\mathbb{T}(\mathbf{x})$ a Hermitian Toeplitz matrix whose first column is \mathbf{x} . We always use \mathbf{I} for the identity matrix, where the dimensions may be explicitly indicated for the sake of clarity (e.g., \mathbf{I}_p denotes the $p \times p$ identity matrix). For an integer $k \in \mathbb{Z}$, we use the shorthand notation $[k]$ for the set of non-negative integers $\{0, 1, 2, \dots, k-1\}$, where the set is empty if $k < 0$.

2 PRELIMINARIES

In this section, we briefly overview the theory of optimal experiment design in statistics and highlight its connection with the channel estimation problem that we address in this paper. In the traditional statistical analysis, the statistician deals with a collection of observations X , belonging to some observation space \mathcal{X} , whose distribution is governed by the state of the nature $\theta \in \Theta$. Although the state $\theta \in \Theta$ is not known to the statistician, it is known that it can be described by a family of probability distributions $\{\mathbb{P}_\theta\}_{\theta \in \Theta}$ over \mathcal{X} . In particular, it is always assumed that, the family $\{\mathbb{P}_\theta\}_{\theta \in \Theta}$ is fully known to the statistician. When the nature chooses the state θ , the role of the statistician is to infer its value from the observation X (or to estimate some sufficient statistics $g : \mathcal{X} \rightarrow \mathbb{R}$ thereof). This is essentially the classical decision theoretic definition of a statistical experiment $(\Theta, \{\mathbb{P}_\theta\}_{\theta \in \Theta}, \mathcal{X})$, which can be found in textbooks such as [7–9].

A richer and at the same time more challenging problem is the *optimal experiment design*. In this case, the distribution of the data $X \in \mathcal{X}$ depends not only on the state of the nature θ but also on a parameter $\beta \in \mathcal{B}$ that can be controlled by the statistician. The idea is that by suitably manipulating β , the statistician is able to take more informative measurements of the parameter θ . This is realized via an adaptive or a nonadaptive sampling scheme. In a nonadaptive scheme, a collection of design parameters $\{\beta_t\}_{t=1}^T$ for the whole duration of the experiment T is a priori selected. In an adaptive procedure, on the other hand, having the collection of observations $\{X_1, X_2, \dots, X_{t-1}\}$, the statistician selects the parameter β_t for time t to take the next random sample $X_t \in \mathcal{X}$ according to the distribution $\mathbb{P}_{\theta, \beta_t}$. The difference with the nonadaptive case is that now the design parameter $\beta_t \in \mathcal{B}$ can be measurable function of the whole information $\mathcal{F}_{t-1} = \sigma(X_1, X_2, \dots, X_{t-1})$ causally available at time $t-1$. Usually the goal is to minimize the number of samples for a given performance guarantee or to improve the performance for a fixed number of samples.

The simplest and the well-analyzed case of the experiment design is the linear case in which

$$\mathbb{E}_{\theta, \beta}[X] = f(\beta)^T \theta, \quad \text{Var}_{\theta, \beta}[X] = \sigma^2, \quad (1)$$

where it is assumed that $\theta \in \Theta \subset \mathbb{R}^n$ and the observation mean is a linear function of θ parametrized with a possibly nonlinear function $f : \mathcal{B} \rightarrow \mathbb{R}^n$ of the design parameter $\beta \in \mathcal{B}$. It is also assumed the variance of the observations

σ^2 is a constant independent of θ . For a given choice of the design parameters $\{\beta_t\}_{t=1}^T$, it is not difficult to check that the covariance of the *best linear unbiased estimator* (BLUE) of θ given the observations $\{X_t\}_{t=1}^T$, with $X_t \sim \mathbb{P}_{\theta, \beta_t}$, is given by the *positive semi-definite* (PSD) matrix $\sigma^2(\mathbf{F}\mathbf{F}^T)^{-1}$ where $\mathbf{F} = [f(\beta_1), \dots, f(\beta_T)]$ is an $n \times T$ matrix consisting of the design vectors $f(\beta_t)$, $t \in [T]$. There are different optimality criteria that have been studied in the literature such as D-optimality and A-optimality (cf. [10, 11] and the references therein). For example, if one is interested in finding the optimal design minimizing $\sum_{i=1}^n \text{Var}(\hat{\theta}_i)$, this is equivalent to minimizing $\text{Tr}[(\mathbf{F}\mathbf{F}^T)^{-1}]$, which is an example of A-optimal design obtained by minimizing a cost function $\Psi_{\mathbf{A}}(\mathbf{F}) = \text{Tr}[\mathbf{A}(\mathbf{F}\mathbf{F}^T)^{-1}]$, parametrized by a suitable matrix \mathbf{A} , e.g. $\mathbf{A} = \mathbf{I}$ in this case. In a D-optimal design, on the other hand, one is interested in minimizing $\Psi(\mathbf{F}) = \det[(\mathbf{F}\mathbf{F}^T)^{-1}]$. The intuition is that, if the estimation error turns out to be asymptotically Gaussian, then $\det[(\mathbf{F}\mathbf{F}^T)^{-1}]$ gives the volume of the error ellipsoid around the true parameter θ obtained via the level sets of the Gaussian probability distribution, thus, it is a reasonable metric to be minimized. It has been shown that both criteria for the optimal design can be cast as convex optimization problems that can be efficiently solved [10, 11].

The linear regime given by (1), is probably the simplest case of experiment design in which the optimal experiment for a linear estimator can be designed nonadaptively before running the experiment. In particular, the optimal design does not need the knowledge of the true parameter θ , mainly because the variance term $\text{Var}_{\theta, \beta}(X)$ does not depend on θ . In practice, and in particular in the problem that we address in this paper, the second order statistics depends on θ , and typically some extra information about the distribution of X beyond the first and second order statistics is available that can be further exploited. This implies that an optimal design is not in general possible in the nonadaptive case. One typically needs a sequential procedure in which an estimate $\hat{\theta}_t$ of θ is obtained via the observed data $\{X_\ell\}_{\ell=1}^t$. This new estimate is in turn used to find an optimal design β_{t+1}^* for sampling the next observation X_{t+1} . In this paper, we apply such a sequential procedure to estimate the signal subspace of each user, where in each step we apply a sequential D-optimal design to find the optimal beamforming vector for taking the next observation.

3 STATEMENT OF THE PROBLEM

3.1 Signal Model

We consider a simple propagation model for the wireless scattering channel in which the transmission between a single-antenna user and the multiple-antenna base-station occurs through p scatterers (see Fig. 1). Due to the sparse scattering in mm-Wave spectrum and the large antenna size M used in massive MIMO, we typically have $p \ll M$ [12]. We assume that the base-station is equipped with a *Uniform Linear Array* (ULA), with spacing $d = \frac{\lambda}{2 \sin(\theta_m)}$ between its elements, and scans the angular range $[-\theta_m, \theta_m]$ for some $\theta_m \in (0, \pi/2)$. Without loss of generality, we focus on a single user. One

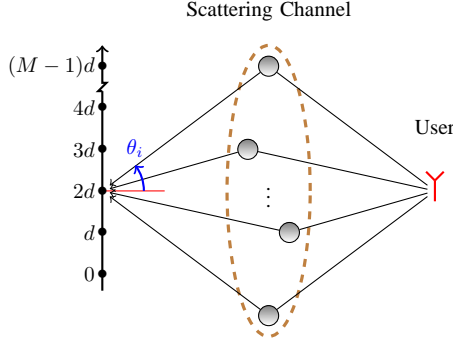


Fig. 1: Scattering channel with discrete angle of arrivals.

snapshot of the received signal is given by

$$\mathbf{y} = \sum_{\ell=1}^p \mathbf{a}(\theta_\ell) w_\ell x + \mathbf{n}, \quad (2)$$

where x is the transmitted (training) symbol from the user, $w_\ell \sim \mathcal{CN}(0, \sigma_\ell^2)$ is the channel gain of the ℓ -th multipath component, $\mathbf{n} \sim \mathcal{CN}(0, \sigma^2 \mathbf{I}_M)$ is the additive white Gaussian noise of the receiver antenna, and where $\mathbf{a}(\theta) \in \mathbb{C}^M$ is the array response at AoA θ , whose k -th component is given by

$$[\mathbf{a}(\theta)]_k = \exp(jk \frac{2\pi d \sin(\theta)}{\lambda}) = \exp(jk\pi \frac{\sin(\theta)}{\sin(\theta_m)}). \quad (3)$$

According to the WSSUS model, the channel gains for different paths $\{w_\ell\}_{\ell=1}^p$ are uncorrelated, and since they are (jointly) Gaussian, they are mutually statistically independent and independent of the receiver noise \mathbf{n} . Without loss of generality, we suppose $x = 1$ in all training snapshots. Letting $\mathbf{A} = [\mathbf{a}(\theta_1), \mathbf{a}(\theta_2), \dots, \mathbf{a}(\theta_p)]$, we have

$$\mathbf{y}[t] = \mathbf{A} \mathbf{w}[t] + \mathbf{n}[t], \quad t \in [T], \quad (4)$$

where $\mathbf{w}[t] = (w_1[t], w_2[t], \dots, w_p[t])^\top$ for different t are statistically independent. Also, we assume that the AoAs $\{\theta_\ell\}_{\ell=1}^p$ remain invariant over a training period of length T . For a more practical scenario, we consider the following continuum model

$$\mathbf{y}[t] = \int_{-1}^1 \sqrt{\gamma(u)} \mathbf{a}(u) z(u, t) du + \mathbf{n}[t], \quad t \in [T], \quad (5)$$

where $z(u, t)$ is a circularly symmetric Gaussian process with the covariance $\mathbb{E}\{z(u, t) z(u', t')^*\} = \delta(u - u') \delta_{t, t'}$, and where $\gamma(u)$ is a positive measure that models the distribution of the received signal's power over $u \in [-1, 1]$, where $u = \frac{\sin(\theta)}{\sin(\theta_m)}$ for $\theta \in [-\theta_m, \theta_m]$. With some abuse of notation, we denote the array vector in the u domain by $\mathbf{a}(u)$ where $[\mathbf{a}(u)]_k = \exp(jk\pi u)$. It is not difficult to check that the covariance matrix of $\mathbf{y}[t]$ is given by

$$\mathbf{C}_y = \mathbf{C}(\gamma) := \int_{-1}^1 \gamma(u) \mathbf{a}(u) \mathbf{a}(u)^H du + \sigma^2 \mathbf{I}_M, \quad (6)$$

where $\mathbf{S}(\gamma) := \int_{-1}^1 \gamma(u) \mathbf{a}(u) \mathbf{a}(u)^H du$ denotes the covariance of the signal part, and where $\sigma^2 \mathbf{I}_M$ is the covariance matrix of the white noise of the array. Note that the first column of

$\mathbf{S}(\gamma)$ is given by $\langle \gamma, \mathbf{a}(u) \rangle = \int_{-1}^1 \gamma(u) \mathbf{a}(u) du$, whose k -th component

$$[\langle \gamma, \mathbf{a}(u) \rangle]_k = \int_{-1}^1 \gamma(u) \exp(jk\pi u) du, \quad (7)$$

gives the k -th Fourier coefficient of the measure $\gamma(u)$. We denote these coefficients with an M -dim vector \mathbf{f} , where $[\mathbf{f}]_k = [\langle \gamma, \mathbf{a}(u) \rangle]_k$ gives the k -th Fourier coefficient of γ . Also, note that for the uniform linear array (ULA), $\mathbf{S}(\gamma)$ is a Hermitian Toeplitz matrix with $[\mathbf{S}(\gamma)]_{r,c} = \mathbf{f}_{r-c}$ for $r, c \in \{1, 2, \dots, M\}$ with $r \geq c$. We also define the acquisition signal-to-noise ratio (SNR) by $\text{snr} = \frac{\text{Tr}(\mathbf{S}(\gamma))}{\text{Tr}(\sigma^2 \mathbf{I}_M)} = \frac{\mathbf{f}_0}{\sigma^2}$.

3.2 Performance Metric

Let $\mathbf{C}_y = \mathbf{U}_y \mathbf{\Lambda} \mathbf{U}_y^H$ be the singular value decomposition (SVD) of \mathbf{C}_y , where $\mathbf{\Lambda} = \text{diag}(\lambda_1, \lambda_2, \dots, \lambda_M)$ denotes the diagonal matrix of singular values. We always assume that the singular values are sorted in a non-increasing order. For a given p , let us denote by $\mathbf{U}_{y,p}$ the $M \times p$ matrix consisting of the first p columns of \mathbf{U}_y . Note that since the array noise is white, $\mathbf{U}_{y,p}$ can be interpreted as the best p -dim beamforming matrix that captures the highest amount of signal power. More precisely,

$$\mathbf{U}_{y,p} = \arg \max_{\mathbf{U} \in \mathbb{H}(M,p)} \langle \mathbf{C}_y, \mathbf{U} \mathbf{U}^H \rangle, \quad (8)$$

where $\mathbb{H}(M, p)$ denotes the space of all tall $M \times p$ matrices \mathbf{U} with $\mathbf{U}^H \mathbf{U} = \mathbf{I}_p$. We assess the efficiency of the best p -dim beamformer by $\eta_p = \frac{\langle \mathbf{C}_y, \mathbf{U}_{y,p} \mathbf{U}_{y,p}^H \rangle}{\text{Tr}(\mathbf{C}_y)}$. For a mm-Wave channel, $\eta_p \approx 1$ for a typically very small $p \ll M$ since a significant amount of signal's power is concentrated in a very low-dimensional subspace. Our goal in this paper is to reliably estimate the best p -dim beamformer $\mathbf{U}_{y,p}$ via an adaptive beamforming. Let $\hat{\mathbf{U}}_p$ be such an estimate. We assess the efficiency of our estimator by $\Gamma_p = \frac{\langle \mathbf{C}_y, \hat{\mathbf{U}}_p \hat{\mathbf{U}}_p^H \rangle}{\langle \mathbf{C}_y, \mathbf{U}_{y,p} \mathbf{U}_{y,p}^H \rangle}$. Note that $\Gamma_p \in [0, 1]$, where $\Gamma_p \approx 1$ implies that the estimate $\hat{\mathbf{U}}_p$ is as good as the optimal beamformer $\mathbf{U}_{y,p}$.

3.3 Signal Acquisition via Adaptive Beamforming

At the start of the training period, the covariance matrix of the user \mathbf{C}_y is unknown, thus, an acquisition step is necessary to estimate this matrix. Once we have a good estimate of \mathbf{C}_y , we can use its p -dim subspace $\mathbf{U}_{y,p}$ given by (8) for beamforming. We assume that we have access to the noisy output of the array $\mathbf{y}[t]$ for a training period of length T . In this paper, we focus on a single-RF-chain acquisition in which in each snapshot $t \in [T]$, we sample $\mathbf{y}[t]$ via an individual beamforming vector $\mathbf{v}[t]$ with $\|\mathbf{v}[t]\| = 1$. This can be implemented via a single analog RF chain. We consider a noncoherent measurement given by

$$r[t] = |\langle \mathbf{v}[t], \mathbf{y}[t] \rangle|^2 = |\mathbf{v}[t]^H \mathbf{y}[t]|^2. \quad (9)$$

This measurement model is more robust than coherent measurements since during acquisition, the input receiver is not probably fully synchronized. The beamforming vector $\mathbf{v}[t]$ at snapshot t can be adaptively selected based on all the previous

observations $r[\ell]$, $\ell = 1, \dots, t-1$. From the signal model (5), it is seen that $\langle \mathbf{v}[t], \mathbf{y}[t] \rangle$ is a complex Gaussian variable with a variance

$$\mathbf{v}[t]^H \mathbf{C}(\gamma) \mathbf{v}[t] = \sigma^2 + \mathbf{v}[t]^H \mathbf{S}(\gamma) \mathbf{v}[t], \quad (10)$$

which implies that $r[t]$ is an exponential random variable with a mean $\mu(\mathbf{v}[t])$ where $\mu : \mathbb{C}^M \rightarrow \mathbb{R}_+$ is given by $\mu(\mathbf{v}) := \sigma^2 + \mathbf{v}^H \mathbf{S} \mathbf{v}$, where for simplicity we drop the dependence of $\mathbf{S}(\gamma)$ on the power density γ . The variance of $r[t]$ is also given by $\kappa(\mathbf{v}[t]) = \mu(\mathbf{v}[t])^2$. We always assume that $\mathbf{y}[t]$, and as a result $r[t]$, are independent across different snapshots $t \in [T]$, where the probability distribution of $r[t]$ is given by

$$p(r) = \frac{1}{\mu(\mathbf{v}[t])} \exp\left\{-\frac{r}{\mu(\mathbf{v}[t])}\right\} \mathbb{I}_{\{r \in \mathbb{R}_+\}}. \quad (11)$$

For a fast and reliable acquisition, we need to find an adaptive procedure for designing the beamforming vectors $\mathbf{v}[t]$, $t \in [T]$ adaptively. The hope is that by using the previous observations $r[1], r[2], \dots, r[t-1]$, one can take more informative measurements from the signal covariance matrix.

4 PROBLEM FORMULATION

4.1 Basic setup

We define the autocorrelation operator $\mathbf{a} : \mathbb{C}^M \rightarrow \mathbb{C}^M$ that assigns to each vector $\mathbf{v} \in \mathbb{C}^M$ the vector $\mathbf{a}_\mathbf{v} \in \mathbb{C}^M$ whose components are given by $[\mathbf{a}_\mathbf{v}]_0 = \|\mathbf{v}\|^2$ and

$$[\mathbf{a}_\mathbf{v}]_k = 2 \sum_{i=0}^{M-1-k} [\mathbf{v}]_{i+k} [\mathbf{v}]_i^H, \quad k \in [M], k \geq 1. \quad (12)$$

Note that the first component of $\mathbf{a}_\mathbf{v}$ is always real-valued. We define the complex embedding $\mathbf{c} : \mathbb{R}^{2M-1} \rightarrow \mathbb{C}^M$ that maps a vector $\mathbf{r} \in \mathbb{R}^{2M-1}$ into the complex vector $\mathbf{c}_\mathbf{r}$ as follows:

$$[\mathbf{c}_\mathbf{r}]_k = [\mathbf{r}]_k, \quad k = 0, \quad (13)$$

$$[\mathbf{c}_\mathbf{r}]_k = [\mathbf{r}]_k + j[\mathbf{r}]_{M-1+k}, \quad k \in [M], k \geq 1, \quad (14)$$

which can be also written with the shorthand notation

$$\mathbf{c}_\mathbf{r} = \mathbf{r}[0:M] + j[0;\mathbf{r}[M:2M]]. \quad (15)$$

Note that $[\mathbf{c}_\mathbf{r}]_0$ is still real-valued. We define the inverse map of \mathbf{c} by $\mathbf{r} : \mathbb{C}^M \rightarrow \mathbb{R}^{2M-1}$, where for a $\mathbf{c} \in \mathbb{C}^M$ with $[\mathbf{c}]_0 \in \mathbb{R}$

$$\mathbf{r}_\mathbf{c} = [\text{Re}[\mathbf{c}[0:M]]; \text{Im}[\mathbf{c}[M+1:2M]]]. \quad (16)$$

With the notation already defined, is not difficult to check that for any two real-valued signals $\mathbf{u}, \mathbf{v} \in \mathbb{R}^{2M-1}$, we have

$$\langle \mathbf{c}_\mathbf{u}, \mathbf{c}_\mathbf{v} \rangle_{\mathbb{R}} := \text{Re}[\mathbf{c}_\mathbf{u}^H \mathbf{c}_\mathbf{v}] = \langle \mathbf{u}, \mathbf{v} \rangle. \quad (17)$$

Now consider the exponential probability distribution in (11), whose mean at time $t \in [T]$ is given by $\mu(\mathbf{v}[t]) = \sigma^2 + \mathbf{v}[t]^H \mathbf{S} \mathbf{v}[t]$, where \mathbf{S} is the covariance of the signal part. \mathbf{S} is a Hermitian Toeplitz matrix with diagonal elements \mathbf{f} as defined in Section 3.1, i.e., $\mathbf{S} = \mathbb{T}(\mathbf{f})$. Using (12), it is not difficult to check that, for every $\mathbf{v}, \mathbf{f} \in \mathbb{C}^M$ with $[\mathbf{f}]_0 \in \mathbb{R}$,

$$\mathbf{v}^H \mathbb{T}(\mathbf{f}) \mathbf{v} = \langle \mathbf{a}_\mathbf{v}, \mathbf{f} \rangle_{\mathbb{R}} = \langle \mathbf{r}_{\mathbf{a}_\mathbf{v}}, \mathbf{r}_\mathbf{f} \rangle. \quad (18)$$

Also note that since $[\mathbf{a}_\mathbf{v}]_0 = \|\mathbf{v}\|^2$, and $[\mathbf{f}]_0$ are real-valued, $\mathbf{r}_{\mathbf{a}_\mathbf{v}}$ and $\mathbf{r}_\mathbf{f}$ are well-defined. Moreover,

$$\mu(\mathbf{v}[t]) = \sigma^2 + \mathbf{v}[t]^H \mathbb{T}(\mathbf{f}) \mathbf{v}[t] = \sigma^2 + \langle \mathbf{r}_{\mathbf{a}_\mathbf{v}[t]}, \mathbf{r}_\mathbf{f} \rangle. \quad (19)$$

From (11), the Fischer Information Matrix (FIM) of the parameter \mathbf{f} (or equivalently $\mathbf{r}_\mathbf{f}$) is given by

$$\mathfrak{F}[t] = \mathbb{E}\left[\frac{\partial \log(p(r))}{\partial \mathbf{r}_\mathbf{f}} \frac{\partial \log(p(r))}{\partial \mathbf{r}_\mathbf{f}}^T\right] \quad (20)$$

$$= \mathbf{r}_{\mathbf{a}_\mathbf{v}[t]} \mathbf{r}_{\mathbf{a}_\mathbf{v}[t]}^T \mathbb{E}\left[\left(\frac{r}{\mu(\mathbf{v}[t])^2} - \frac{1}{\mu(\mathbf{v}[t])}\right)^2\right] \quad (21)$$

$$= \mathbf{r}_{\mathbf{a}_\mathbf{v}[t]} \mathbf{r}_{\mathbf{a}_\mathbf{v}[t]}^T \text{Var}\left[\frac{r}{\mu(\mathbf{v}[t])^2}\right] \quad (22)$$

$$= \frac{\mathbf{r}_{\mathbf{a}_\mathbf{v}[t]} \mathbf{r}_{\mathbf{a}_\mathbf{v}[t]}^T}{\{\sigma^2 + \langle \mathbf{r}_{\mathbf{a}_\mathbf{v}[t]}, \mathbf{r}_\mathbf{f} \rangle\}^2}. \quad (23)$$

where we used $\text{Var}[r] = \kappa(\mathbf{v}[t]) = \mu(\mathbf{v}[t])^2$, and the $\mu(\mathbf{v}[t])$ given by (19). Since the observations $r[t]$ for different $t \in [T]$ are independent of each other, the FIM is additive, i.e.,

$$\mathfrak{F}[1:t] = \sum_{i=1}^t \mathfrak{F}[i]. \quad (24)$$

We also define $\mathfrak{D}[1:t] := \mathfrak{F}[1:t]^{-1}$. From the Cramer-Rao lower bound, the covariance matrix of any unbiased estimator $\hat{\mathbf{r}}_\mathbf{f}$ of the parameter $\mathbf{r}_\mathbf{f}$ using the observations $r[1:t]$ satisfies $\text{cov}(\hat{\mathbf{r}}_\mathbf{f}) \succeq \mathfrak{D}[1:t]$.

4.2 Design Criterion

For the moment, suppose that the parameter \mathbf{f} , and as a result the signal covariance matrix $\mathbb{T}(\mathbf{f})$ is known. Note that from (20), the FIM is PSD, which implies that $\mathfrak{D}[1:t] \succeq \mathfrak{D}[1:t+1]$, thus, Cramer-Rao lower bound always improves by adding new measurements. Let $\{\mathbf{v}[i]\}_{i=1}^t$ be the set of all beamforming vectors used until time t , and let

$$\xi_t := \frac{1}{t} \sum_{i=1}^t \delta[\mathbf{w} - \mathbf{r}_{\mathbf{a}_\mathbf{v}[i]}], \quad (25)$$

where for a vector $\mathbf{w}_0 \in \mathbb{R}^{2M-1}$, we denote by $\delta[\mathbf{w} - \mathbf{w}_0]$ a delta-measure at point \mathbf{w}_0 . Using ξ_t , we can write

$$\mathfrak{F}[1:t] = t \int \frac{\mathbf{w} \mathbf{w}^T}{\{\sigma^2 + \langle \mathbf{w}, \mathbf{r}_\mathbf{f} \rangle\}^2} \xi_t(d\mathbf{w}), \quad (26)$$

which is a linear function of the design measure ξ_t . As we explained in Section 2, there are different optimality criterion that have been proposed. In this paper, we focus on a D-optimal design. For a nonadaptive design with at most N samples, this requires finding a discrete measure with a discrete support of size at most N that minimizes $\det(\mathfrak{D}[1:N])$. Relaxing the discreteness condition, this is a concave maximization that can be efficiently solved [10, 11].

In an adaptive design, we update the measure ξ_{t-1} at time t by adding a new design vector $\mathbf{v}[t]$. More precisely,

$$\xi_t = (1 - \frac{1}{t})\xi_{t-1} + \frac{1}{t}\delta[\mathbf{w} - \mathbf{r}_{\mathbf{a}_\mathbf{v}[t]}]. \quad (27)$$

Hence, the FIM is updated as follows

$$\mathfrak{F}[1:t] = (1 - \frac{1}{t})\mathfrak{F}[1:t-1] + \frac{1}{t}\mathfrak{F}[t]. \quad (28)$$

For a D-optimal design, we minimize $\log(\det(\mathfrak{D}[1:t]))$. For sufficiently large t , the term $\frac{1}{t}\mathfrak{F}[t]$ is a small rank-1 update of $\mathfrak{F}[1:t-1]$. Hence, we have

$$\begin{aligned} \log(\det(\mathfrak{F}[1:t])) &= \log\left(\det\left((1 - 1/t)\mathfrak{F}[1:t-1]\right)\right) \\ &+ \frac{1}{t-1} \frac{\mathbf{r}_{\mathbf{a}_v[t]}^\top \mathfrak{D}[1:t-1] \mathbf{r}_{\mathbf{a}_v[t]}}{\{\sigma^2 + \langle \mathbf{r}_{\mathbf{a}_v[t]}, \mathbf{r}_f \rangle\}^2} + o\left(\frac{1}{t}\right). \end{aligned} \quad (29)$$

This implies that for sufficiently large t , the best D-optimal design for $\mathbf{v}[t]$ at stage t is given by

$$\mathbf{v}^*[t] = \arg \max_{\mathbf{v} \in \mathbb{C}^M, \|\mathbf{v}\|=1} \frac{\mathbf{r}_{\mathbf{a}_v}^\top \mathfrak{D}[1:t-1] \mathbf{r}_{\mathbf{a}_v}}{\{\sigma^2 + \langle \mathbf{r}_{\mathbf{a}_v}, \mathbf{r}_f \rangle\}^2} \quad (30)$$

In practice, the parameter \mathbf{f} is unknown and we need to estimate it as well. Hence, we need to apply an iterative procedure, which has been summarized in **Algorithm 1**.

Algorithm 1 Adaptive Beamforming and Subspace Estimation

- 1: **Initial Sampling:**
 - 2: **for** $t = 1, \dots, 2M - 1$ **do**
 - 3: Choose a random beamforming vector $\mathbf{v}[t]$.
 - 4: Take a noncoherent measurement $r[t] = |\langle \mathbf{v}[t], \mathbf{y}[t] \rangle|^2$.
 - 5: **end for**
 - 6: $t \leftarrow 2M$
 - 7: **Sequential Acquisition and Subspace Estimation:**
 - 8: **while** allowed to take further measurements **do**
 - 9: Find the ML estimate $\mathbf{f}^*[t]$ using the data $r[1:t-1]$.
 - 10: Compute $\mathfrak{F}[1:t-1]$ and $\mathfrak{D}[1:t-1]$ for $\mathbf{f} = \mathbf{f}^*[t]$.
 - 11: Find the optimal beamforming vector $\mathbf{v}^*[t]$ via (30) for $\mathbf{f} = \mathbf{f}^*[t]$.
 - 12: Take a new sample $r[t] = |\langle \mathbf{v}^*[t], \mathbf{y}[t] \rangle|^2$ using $\mathbf{v}^*[t]$.
 - 13: Update the observations $r[1:t] = r[1:t-1] \cup \{r[t]\}$.
 - 14: $t \leftarrow t + 1$.
 - 15: **end while**
-

5 ANALYSIS AND PROOF TECHNIQUES

5.1 Maximum Likelihood Estimate of \mathbf{f}

Using the independence of $r[1:t]$, from (11) we can write their probability distribution as follows

$$p(r[1:t]) = \prod_{\ell=1}^t \frac{1}{\mu(\mathbf{v}[\ell])} \exp\left\{-\frac{r[\ell]}{\mu(\mathbf{v}[\ell])}\right\} \mathbb{I}_{\{r[\ell] \in \mathbb{R}_+\}}. \quad (31)$$

The ML estimator is found by minimizing the cost function

$$L_t(\mathbf{f}) = \sum_{\ell=1}^t \log(\sigma^2 + \langle \mathbf{r}_{\mathbf{a}_v[\ell]}, \mathbf{r}_f \rangle) + \sum_{\ell=1}^t \frac{r[\ell]}{\sigma^2 + \langle \mathbf{r}_{\mathbf{a}_v[\ell]}, \mathbf{r}_f \rangle}$$

subject to the constraint $\mathbb{T}(\mathbf{f}) \in \mathbb{T}_+$. It is seen that $L_t(\mathbf{f})$ is the sum of a logarithmic concave term and a convex one, thus, it

is not in general convex. However, a simple calculation shows that the Hessian of $L_t(\mathbf{f})$ is given by

$$\nabla^2 L_t(\mathbf{f}) = \sum_{\ell=1}^t \frac{\mathbf{r}_{\mathbf{a}_v[\ell]} \mathbf{r}_{\mathbf{a}_v[\ell]}^\top}{\mu(\mathbf{v}[\ell])^2} \left(r[\ell] - 1 + \frac{r[\ell]}{\mu(\mathbf{v}[\ell])} \right). \quad (32)$$

whose expectation is given by

$$\mathbb{E}[\nabla^2 L_t(\mathbf{f})] = \sum_{\ell=1}^t \frac{\mathbf{r}_{\mathbf{a}_v[\ell]} \mathbf{r}_{\mathbf{a}_v[\ell]}^\top}{\mu(\mathbf{v}[\ell])} = \sum_{\ell=1}^t \frac{\mathbf{r}_{\mathbf{a}_v[\ell]} \mathbf{r}_{\mathbf{a}_v[\ell]}^\top}{\sigma^2 + \langle \mathbf{r}_{\mathbf{a}_v[t]}, \mathbf{r}_f \rangle}, \quad (33)$$

which is a PSD matrix. This implies that for sufficiently large t , we expect that $L_t(\mathbf{f})$ be a convex function of \mathbf{f} , which can be efficiently minimized over the convex set \mathbb{T}_+ . In this paper, we apply a *concave-convex procedure* (CCCP) first proposed in [13] to sequentially estimate the optimal solution $\mathbf{f}^*[t]$. Let $\{\mathbf{f}_\ell\}_{\ell=0}^k$ be a sequence of estimate solutions obtained via CCCP with the initialization $\mathbf{f}_0 = (1, 0, 0, \dots, 0)^\top$. To find the next estimate \mathbf{f}_{k+1} , we first upper bound the logarithmic term $L_{\text{cav}}(\mathbf{f}) := \sum_{\ell=1}^t \log(\sigma^2 + \langle \mathbf{r}_{\mathbf{a}_v[\ell]}, \mathbf{r}_f \rangle)$ in function $L_t(\mathbf{f})$ around the latest estimate \mathbf{f}_k by the linear term

$$\ell(\mathbf{f}; \mathbf{f}_k) := L_{\text{cav}}(\mathbf{f}_k) + \sum_{\ell=1}^t \frac{\langle \mathbf{r}_{\mathbf{a}_v[t]}, \mathbf{r}_f - \mathbf{f}_k \rangle}{\sigma^2 + \langle \mathbf{r}_{\mathbf{a}_v[t]}, \mathbf{r}_{\mathbf{f}_k} \rangle},$$

which is the tightest convex approximation of the concave function $L_{\text{cav}}(\mathbf{f})$. In particular, $\ell(\mathbf{f}_k; \mathbf{f}_k) = L_{\text{cav}}(\mathbf{f}_k)$. Let $\Upsilon(\mathbf{f}; \mathbf{f}_k) = \sum_{\ell=1}^t \frac{r[\ell]}{\sigma^2 + \langle \mathbf{r}_{\mathbf{a}_v[t]}, \mathbf{r}_f \rangle} + \ell(\mathbf{f}; \mathbf{f}_k)$. It is not difficult to check that for every $\mathbf{f} \in \mathbb{T}_+$, the function $\Upsilon(\mathbf{f}; \mathbf{f}_k)$ is a convex upper bound for $L_t(\mathbf{f})$. We obtain the next estimate \mathbf{f}_{k+1} via the following convex optimization

$$\mathbf{f}_{k+1} := \arg \min_{\{\mathbf{f}; \mathbb{T}(\mathbf{f}) \in \mathbb{T}_+\}} \Upsilon(\mathbf{f}; \mathbf{f}_k). \quad (34)$$

We can check that $\{\mathbf{f}_\ell\}_{\ell=1}^\infty$ monotonically improves the likelihood function $L_t(\mathbf{f})$ since

$$L_t(\mathbf{f}_{k+1}) \leq \Upsilon(\mathbf{f}_{k+1}; \mathbf{f}_k) = \min_{\{\mathbf{f}; \mathbb{T}(\mathbf{f}) \in \mathbb{T}_+\}} \Upsilon(\mathbf{f}; \mathbf{f}_k) \quad (35)$$

$$\leq \Upsilon(\mathbf{f}_k; \mathbf{f}_k) = L_t(\mathbf{f}_k). \quad (36)$$

In particular, if $L_t(\mathbf{f})$ happens to be convex then every limit point of the sequence $\{\mathbf{f}_\ell\}_{\ell=1}^\infty$ generated by the CCCP will correspond to the globally optimal solution $\mathbf{f}^*[t] := \arg \min_{\{\mathbf{f}; \mathbb{T}(\mathbf{f}) \in \mathbb{T}_+\}} L_t(\mathbf{f})$.

5.2 Finding the Optimal Beamforming Vector

For finding the optimal beamforming vector at stage t , we need to solve the optimization problem (30), which can be equivalently written as

$$\mathbf{v}[t] = \arg \max_{\mathbf{v} \in \mathbb{C}^M, \|\mathbf{v}\|=1} \frac{\mathbf{r}_{\mathbf{a}_v}^\top \mathfrak{D}[1:t-1] \mathbf{r}_{\mathbf{a}_v}}{\langle \mathbf{r}_{\mathbf{a}_v}, \mathbf{r}_{\hat{\mathbf{f}}[t] + \sigma^2 \mathbf{e}_1} \rangle^2}, \quad (37)$$

where $\mathbf{e}_1 = (1, 0, \dots, 0)^\top \in \mathbb{R}^{2M-1}$ is the first element of standard basis in \mathbb{R}^{2M-1} . To simplify the optimization (37), we define

$$\mathcal{A} = \{\mathbf{r} \in \mathbb{R}^{2M-1} : \exists \mathbf{v} \in \mathbb{C}^M \text{ such that } \|\mathbf{v}\| = 1, \mathbf{r} = \mathbf{r}_{\mathbf{a}_v}\},$$

as the set of autocorrelation sequences. Note that for every $\mathbf{r} \in \mathcal{A}$, we have $[\mathbf{r}]_0 = 1$ and from (18)

$$[\mathbf{r}]_0 + \sum_{k=1}^{M-1} [\mathbf{r}]_k \cos(k\pi u) + [\mathbf{r}]_{k+M} \sin(k\pi u) \quad (38)$$

$$= \langle \mathbf{r}, \mathbf{r}(\mathbf{a}(u)) \rangle = \langle \mathbf{c}_\mathbf{r}, \mathbf{a}(u) \rangle_{\mathbb{R}} = \langle \mathbf{a}_\mathbf{v}, \mathbf{a}(u) \rangle_{\mathbb{R}} \quad (39)$$

$$= \mathbf{v}^H \mathbb{T}(\mathbf{a}(u)) \mathbf{v} = |\mathbf{v}^H \mathbf{a}(u)|^2 \geq 0, \quad (40)$$

where \mathbf{v} is a vector whose autocorrelation is \mathbf{r} . It is seen that for every $\mathbf{r} \in \mathcal{A}$ the trigonometric function $\langle \mathbf{c}_\mathbf{r}, \mathbf{a}(u) \rangle_{\mathbb{R}}$ is positive in the whole interval $u \in [-1, 1]$. In fact, from the Riesz-Fejér spectral factorization the converse also holds [14, 15], i.e., a vector $\mathbf{r} \in \mathcal{A}$ if and only if $[\mathbf{r}]_0 = 1$ and for every $u \in [-1, 1]$ the trigonometric function $\langle \mathbf{c}_\mathbf{r}, \mathbf{a}(u) \rangle_{\mathbb{R}}$ is positive for all $u \in [-1, 1]$. This in particular implies that \mathcal{A} can be written as the intersection of closed half-spaces

$$\mathcal{A} = \bigcap_{u \in [-1, 1]} \{ \mathbf{r} : [\mathbf{r}]_0 = 1, \langle \mathbf{c}_\mathbf{r}, \mathbf{a}(u) \rangle_{\mathbb{R}} \geq 0 \}, \quad (41)$$

which implies that \mathcal{A} is a closed convex set. Moreover, from the properties of the autocorrelation sequence, it results that for every $1 \leq k \leq M-1$, we have $|\mathbf{r}_k| \leq 2\mathbf{r}_0 = 2$, which implies that \mathcal{A} is also bounded, thus, it is a compact subset of \mathbb{R}^{2M-1} . Hence, we can write the optimization (37) in the following equivalent form:

$$\mathbf{r}^* = \arg \max_{\mathbf{r} \in \mathcal{A}} \frac{\mathbf{r}^T \mathbf{D} \mathbf{r}}{\langle \mathbf{r}, \hat{\mathbf{r}} \rangle^2}, \quad (42)$$

where $\mathbf{D} := \mathcal{D}[1:t-1]$ and $\hat{\mathbf{r}} := \mathbf{r}_{\hat{\mathbf{f}}[t]+\sigma^2 \mathbf{e}_1}$. Let $\mathbf{r} \in \mathcal{A}$ be the autocorrelation of some $\mathbf{v} \in \mathbb{C}^M$, i.e., $\mathbf{r} = \mathbf{r}_{\mathbf{a}_\mathbf{v}}$ with $\|\mathbf{v}\| = 1$. From (18), we have

$$\langle \mathbf{r}, \hat{\mathbf{r}} \rangle = \langle \mathbf{a}_\mathbf{v}, \mathbf{r}_{\hat{\mathbf{f}}[t]+\sigma^2 \mathbf{e}_1} \rangle = \langle \mathbf{a}_\mathbf{v}, \hat{\mathbf{f}}[t] + \sigma^2 \mathbf{e}_1 \rangle_{\mathbb{R}} \quad (43)$$

$$= \mathbf{v}^H \mathbb{T}(\hat{\mathbf{f}}[t] + \sigma^2 \mathbf{e}_1) \mathbf{v} \geq \sigma^2 \|\mathbf{v}\|^2 = \sigma^2 > 0, \quad (44)$$

thus, the cost function in (42) is well-defined. Moreover, since \mathcal{A} is compact the maximum is also achieved. The cost function in (42) is the ratio of two convex quadratic functions, which can be optimized by a bisection procedure first proposed by Dinkelbach [16]. Let $\lambda \in \mathbb{R}_+$ and define

$$Q_\lambda(\mathbf{r}) = \mathbf{r}^T \mathbf{D} \mathbf{r} - \lambda \langle \mathbf{r}, \hat{\mathbf{r}} \rangle^2 = \mathbf{r}^T \mathbf{D}_\lambda \mathbf{r}, \quad (45)$$

where $\mathbf{D}_\lambda := \mathbf{D} - \lambda \hat{\mathbf{r}} \hat{\mathbf{r}}^T$. Let $\pi(\lambda) = \max_{\mathbf{r} \in \mathcal{A}} Q_\lambda(\mathbf{r})$. Note that since \mathcal{A} is compact the maximum is always achieved for some $\mathbf{r}^*(\lambda) \in \mathcal{A}$. We have the following proposition.

Proposition 5.1: Let $\lambda \in \mathbb{R}_+$ and let $\pi(\lambda)$ be as defined before. Then, $\pi(\lambda)$ is a decreasing convex function of λ . Moreover, there is some $\lambda^* \in \mathbb{R}_+$ such that $\pi(\lambda^*) = 0$.

Proof: The decreasing property follows from the definition and the fact that $\mathbf{D}_{\lambda_1} \succeq \mathbf{D}_{\lambda_2}$ for every $\lambda_2 > \lambda_1 \geq 0$. To prove the convexity, let λ_1, λ_2 be arbitrary numbers in \mathbb{R}_+ and let $\alpha \in (0, 1)$ and set $\lambda_\alpha = \alpha \lambda_1 + (1 - \alpha) \lambda_2$. Let $\mathbf{r}_\alpha = \mathbf{r}^*(\lambda_\alpha) = \arg \max_{\mathbf{r} \in \mathcal{A}} Q_{\lambda_\alpha}(\mathbf{r})$. Then, we have

$$\pi(\lambda_\alpha) = Q_{\lambda_\alpha}(\mathbf{r}_\alpha) = \alpha Q_{\lambda_1}(\mathbf{r}_\alpha) + (1 - \alpha) Q_{\lambda_2}(\mathbf{r}_\alpha) \quad (46)$$

$$\leq \alpha \pi(\lambda_1) + (1 - \alpha) \pi(\lambda_2), \quad (47)$$

which proves the convexity of $\pi(\lambda)$. In particular, it results that $\pi(\lambda)$ is continuous in \mathbb{R}_+ .

To prove the last part, let $\pi(0) = \max_{\mathbf{r} \in \mathcal{A}} \mathbf{r}^T \mathbf{D} \mathbf{r}$. Since \mathcal{A} is compact $\pi(0) \in (0, \infty)$ is a bounded positive number. As $\langle \mathbf{r}, \hat{\mathbf{r}} \rangle \geq \sigma^2$, it results that for every $\mathbf{r} \in \mathcal{A}$, we have $\pi(\lambda) \leq \pi(0) - \lambda \sigma^4$ for all $\lambda \in \mathbb{R}_+$. This implies that there is a unique $\lambda^* \in \mathbb{R}$ such that $\pi(\lambda^*) = 0$. ■

The next result characterizes the global maximum of (42).

Proposition 5.2: Let $\pi(\lambda)$ be as before and let λ^* be the unique point given by Proposition 5.1 for which $\pi(\lambda^*) = 0$. Then the global maximizer of (42) is given by $\mathbf{r}^*(\lambda^*)$.

Proof: From the definition of $\pi(\lambda)$, we have

$$\mathbf{r}^T \mathbf{D}_{\lambda^*} \mathbf{r} \leq \pi(\lambda^*) = 0, \quad (48)$$

for every $\mathbf{r} \in \mathcal{A}$. In particular, $\mathbf{r}^T \mathbf{D} \mathbf{r} \leq \lambda^* \langle \mathbf{r}, \hat{\mathbf{r}} \rangle^2$ or $\frac{\mathbf{r}^T \mathbf{D} \mathbf{r}}{\langle \mathbf{r}, \hat{\mathbf{r}} \rangle^2} \leq \lambda^*$, where the equality is achieved for $\mathbf{r} = \mathbf{r}^*(\lambda^*)$. This implies that $\mathbf{r}^*(\lambda^*)$ is the global maximizer of (42) over \mathcal{A} with a maximum value λ^* . ■

From Proposition 5.1, the function $\pi(\lambda)$ is decreasing and continuous, thus, we can find the optimal λ^* via a bisection procedure. To do this we need to be able to find $\pi(\lambda)$ for every given $\lambda \in \mathbb{R}_+$ from the maximization

$$\pi(\lambda) = \max_{\mathbf{r} \in \mathcal{A}} \mathbf{r}^T (\mathbf{D} - \lambda \hat{\mathbf{r}} \hat{\mathbf{r}}^T) \mathbf{r} = \max_{\mathbf{r} \in \mathcal{A}} \mathbf{r}^T \mathbf{D}_\lambda \mathbf{r}. \quad (49)$$

The main challenge is that although the set \mathcal{A} is convex, the quadratic form $Q_\lambda(\mathbf{r})$ is in general non-concave (indefinite), and the maximization (49) is difficult to do. It has been shown that by some change of variables, the maximization of every indefinite quadratic function in (49) can be converted to a convex maximization [17] that can be approximately solved using the global optimization techniques. But, there is still no guarantee that the resulting solution be globally optimal.

Similar to the ML estimation in Section 5.1, we apply the CCCP [13] to find an approximate solution for (49). Let $\gamma > 0$ be such that $\langle \mathbf{D} - \gamma \hat{\mathbf{r}} \hat{\mathbf{r}}^T, \hat{\mathbf{r}} \hat{\mathbf{r}}^T \rangle = 0$, where the inner product is the traditional matrix inner product. This implies that $\gamma = \frac{\langle \hat{\mathbf{r}}, \mathbf{D} \hat{\mathbf{r}} \rangle}{\langle \hat{\mathbf{r}}, \hat{\mathbf{r}} \rangle}$. We can decompose $\mathbf{D} - \gamma \hat{\mathbf{r}} \hat{\mathbf{r}}^T$ into the difference of two PSD matrices $\mathbf{P} := \mathbf{D} - \gamma \hat{\mathbf{r}} \hat{\mathbf{r}}^T$ and $\mathbf{N} := (\lambda + \gamma) \hat{\mathbf{r}} \hat{\mathbf{r}}^T$, where we obtain $Q_\lambda(\mathbf{r}) = \langle \mathbf{r}, \mathbf{P} \mathbf{r} \rangle - \langle \mathbf{r}, \mathbf{N} \mathbf{r} \rangle$. Using the CCCP, we generate the following sequence of estimates for the optimal solution \mathbf{r}^* . We start with the initial point $\mathbf{r}_0 = (1, 0, \dots, 0)^T \in \mathbb{R}^{2M-1}$. Suppose $\{\mathbf{r}_\ell\}_{\ell=0}^k$ is the sequence of estimates generated by CCCP. To find the next estimate \mathbf{r}_{k+1} , we first approximate the convex function $\langle \mathbf{r}, \mathbf{P} \mathbf{r} \rangle$ by the linear term $\ell(\mathbf{r}; \mathbf{r}_k) = \langle \mathbf{r}_k, \mathbf{P} \mathbf{r}_k \rangle + 2 \langle \mathbf{P} \mathbf{r}_k, \mathbf{r} \rangle$ around the latest estimate \mathbf{r}_k . Note that for every $\mathbf{r} \in \mathcal{A}$, we have $\langle \mathbf{r}, \mathbf{P} \mathbf{r} \rangle \geq \ell(\mathbf{r}; \mathbf{r}_k)$. We also define $\Upsilon(\mathbf{r}; \mathbf{r}_k) := \ell(\mathbf{r}; \mathbf{r}_k) - \langle \mathbf{r}, \mathbf{N} \mathbf{r} \rangle$. Note that $\Upsilon(\mathbf{r}; \mathbf{r}_k)$ is a concave lower-bound for $Q_\lambda(\mathbf{r})$ over \mathcal{A} . We find the next estimate \mathbf{r}_{k+1} by $\mathbf{r}_{k+1} = \arg \max_{\mathbf{r} \in \mathcal{A}} \Upsilon(\mathbf{r}; \mathbf{r}_k)$, which is a concave maximization that can be efficiently solved. It is not also difficult to show that for every \mathbf{r}_k and \mathbf{r}_{k+1} in the CCCP sequence, $Q_\lambda(\mathbf{r}_{k+1}) \geq Q_\lambda(\mathbf{r}_k)$, which implies that CCCP monotonically improves the cost function Q_λ .

Another difficulty for solving the optimization (49) is that, from (41) the convex region \mathcal{A} is represented as the intersection of infinitely many half-spaces. In practice, we need to find a finite-dimensional approximation for \mathcal{A} . One way is to approximate \mathcal{A} by a polyhedral set obtained as the intersection

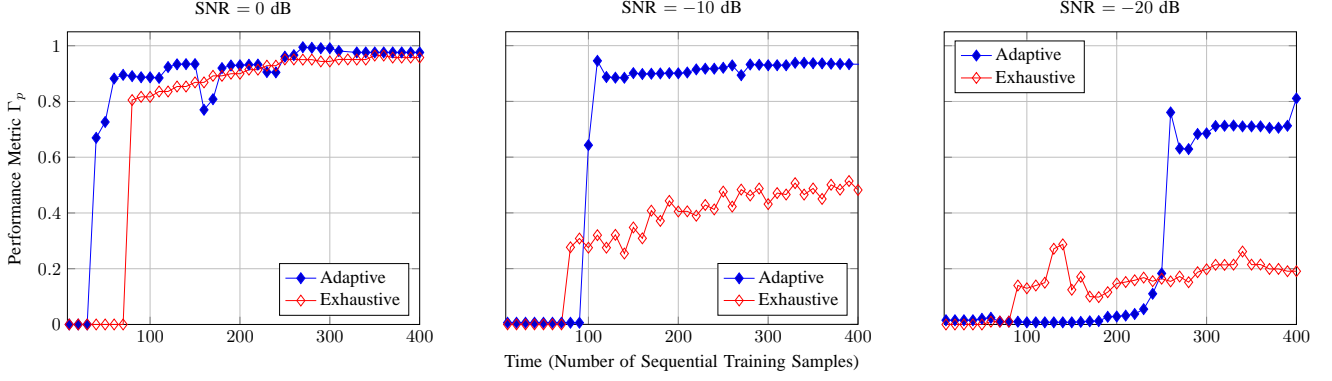


Fig. 2: Comparing the performance of our algorithm (Adaptive) with the exhaustive search (Exhaustive) for different SNR.

of finitely many subspaces given by

$$\mathcal{A}_{\Omega_p} = \cap_{u \in \Omega_p} \{\mathbf{r} : [\mathbf{r}]_0 = 1, \langle \mathbf{c}_r, \mathbf{a}(u) \rangle_{\mathbb{R}} \geq 0\}, \quad (50)$$

where $\Omega_p = \{u_k \in [-1, 1] : k = 1, 2, \dots, p\}$ is a finite grid of size p in $[-1, 1]$. In [15], another approach has been given to approximate \mathcal{A} by embedding \mathcal{A} in higher-order Toeplitz matrices. More precisely, let $M' \geq M$ and define

$$\mathcal{A}_{M'} = \{\mathbf{r} \in \mathbb{C}^{M'} : [\mathbf{r}]_0 = 1, \mathbb{T}([\mathbf{r}^T, \mathbf{0}_{M'-M}]^T) \in \mathbb{T}_+\}. \quad (51)$$

It is not difficult to see that $\mathcal{A}_{M'}$ is a closed convex subset of $\mathbb{C}^{M'}$. Moreover, since the principal submatrices of a PSD matrix should be PSD as well, we have $\mathcal{A}_{M'} \subset \mathcal{A}_{M'+1}$ for every $M' \geq M$. In [15], it has also been shown that $\mathcal{A} = \mathcal{A}_\infty = \cap_{M'=M}^\infty \mathcal{A}_{M'}$, which is closed and convex as expected. In practice, we still need to use a finite but sufficiently large $M' \geq M$ to obtain a good approximation of \mathcal{A} .

6 SIMULATION RESULTS

For simulation, we consider an array of size $M = 20$, and a user whose received power is uniformly distributed in the angular range $[-50, -48] \cup [10, 12]$ degrees. Fig. 3 shows the SVD of the covariance matrix of the user's signal. It is seen that a significant amount of user's signal power is concentrated in a subspace of dimension 2.

Fig. 2 shows the performance of our proposed algorithm for different training sample sizes and different pre-beamforming signal-to-noise ratios. We compare our algorithm with a trivial scheme that partitions the AoAs in M equally-spaced bins, e.g. $\Delta_M = \{-\theta_m + \frac{2i\theta_m}{M} : i \in [M]\}$ for $\theta_m = \frac{\pi}{2}$, and in each step uses the array vector spanning one of these bins, i.e., $\mathbf{a}(\theta_b)$, $\theta_b \in \Delta_M$, to take a sample from the M -dimensional received signal in the array. The algorithm iteratively sweeps Δ_M , and after each sweep finds the 2 dominant angles with the highest received power.

REFERENCES

- [1] Z. Pi and F. Khan, "An introduction to millimeter-wave mobile broadband systems," *Communications Magazine, IEEE*, vol. 49, no. 6, pp. 101–107, 2011.
- [2] T. S. Rappaport, S. Sun, R. Mayzus, H. Zhao, Y. Azar, K. Wang, G. N. Wong, J. K. Schulz, M. Samimi, and F. Gutierrez, "Millimeter wave mobile communications for 5g cellular: It will work!" *Access, IEEE*, vol. 1, pp. 335–349, 2013.

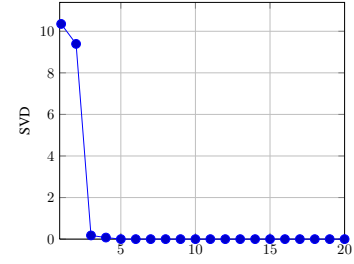


Fig. 3: SVD of signal's covariance matrix

- [3] J. Wang, Z. Lan, C.-W. Pyo, T. Baykas, C.-S. Sum, M. A. Rahman, J. Gao, R. Funada, F. Kojima, H. Harada *et al.*, "Beam codebook based beamforming protocol for multi-gbps millimeter-wave wpan systems," *Selected Areas in Communications, IEEE Journal on*, vol. 27, no. 8, pp. 1390–1399, 2009.
- [4] L. Chen, Y. Yang, X. Chen, and W. Wang, "Multi-stage beamforming codebook for 60ghz wpan," in *Communications and Networking in China (CHINACOM), 2011 6th International ICST Conference on*. IEEE, 2011, pp. 361–365.
- [5] S. Hur, T. Kim, D. J. Love, J. V. Krogmeier, T. Thomas, A. Ghosh *et al.*, "Millimeter wave beamforming for wireless backhaul and access in small cell networks," *Communications, IEEE Transactions on*, vol. 61, no. 10, pp. 4391–4403, 2013.
- [6] A. Alkhateeb, O. El Ayach, G. Leus, and R. W. Heath, "Channel estimation and hybrid precoding for millimeter wave cellular systems," *Selected Topics in Signal Processing, IEEE Journal of*, vol. 8, no. 5, pp. 831–846, 2014.
- [7] E. L. Lehmann and G. Casella, *Theory of point estimation*. Springer Science & Business Media, 1998, vol. 31.
- [8] E. L. Lehmann and J. P. Romano, *Testing statistical hypotheses*. Springer Science & Business Media, 2006.
- [9] J. O. Berger, *Statistical decision theory and Bayesian analysis*. Springer Science & Business Media, 2013.
- [10] V. V. Fedorov, *Theory of optimal experiments*. Elsevier, 1972.
- [11] V. V. Fedorov and S. L. Leonov, *Optimal design for nonlinear response models*. CRC Press, 2013.
- [12] A. Adhikary, E. Al Safadi, M. K. Samimi, R. Wang, G. Caire, T. S. Rappaport, and A. F. Molisch, "Joint spatial division and multiplexing for mm-wave channels," *IEEE J. on Sel. Areas on Commun. (JSAC)*, vol. 32, no. 6, pp. 1239–1255, 2014.
- [13] A. L. Yuille and A. Rangarajan, "The concave-convex procedure," *Neural computation*, vol. 15, no. 4, pp. 915–936, 2003.
- [14] A. Ben-Tal and A. Nemirovski, *Lectures on modern convex optimization: analysis, algorithms, and engineering applications*. Siam, 2001, vol. 2.
- [15] B. Dumitrescu, *Positive trigonometric polynomials and signal processing applications*. Springer Science & Business Media, 2007.
- [16] W. Dinkelbach, "On nonlinear fractional programming," *Management Science*, vol. 13, no. 7, pp. 492–498, 1967.
- [17] P. M. Pardalos, "Global optimization algorithms for linearly constrained indefinite quadratic problems," *Computers & Mathematics with Applications*, vol. 21, no. 6, pp. 87–97, 1991.