



# Sensitivity and Discovery Potential of the PROSPECT Experiment

KARIN GILJE<sup>1</sup>

ON BEHALF OF THE PROSPECT COLLABORATION

*Department of Physics  
Life Sciences  
3101 S. Dearborn St., Room 182  
Illinois Institute of Technology  
Chicago, IL 60616*

*Abstract  
Introduction  
Motivation  
Sensitivity  
Discovery  
Conclusions  
References  
Acknowledgements  
Appendix  
Bibliography  
Footnote  
Contact*

BA

ED

TECHS

CONF

AMSD

---

<sup>1</sup>Presenter: kgilje@iit.edu

# 1 Introduction

Abstract  
Introduction  
1.1 Motivation  
1.2 Scope

$$\bar{\nu}_e + p \rightarrow e^+ + n.$$

1

1.3 Theoretical Framework  
1.4 Experimental Setup  
1.5 Data Analysis

1.6 Results  
1.7 Discussion  
1.8 Conclusions

1.9 Acknowledgments  
1.10 References  
1.11 Appendix A

1.12 Appendix B  
1.13 Appendix C  
1.14 Appendix D

1.15 Appendix E  
1.16 Appendix F  
1.17 Appendix G  
1.18 Appendix H

ab initio  $\beta$

ab initio  $\beta$

$\beta$

$\beta$

$\beta$

$\bar{\nu}_e$

$^{235}\text{U}$   $^{238}\text{U}$   $^{239}\text{Pu}$

$^{241}\text{Pu}$

$\theta_{13}$

BA

ab initio  $\beta$

BA

BA

BA

BA

BA

BA

BA

BA

BA

BA

BA

BA

BA

BA

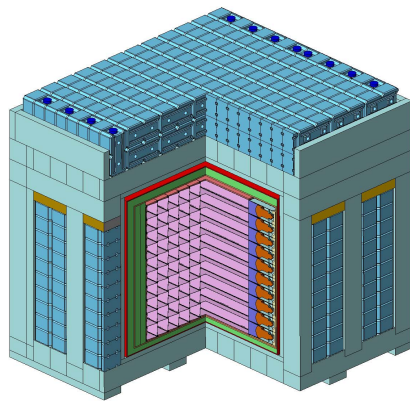
$\beta$

$\nu_s$

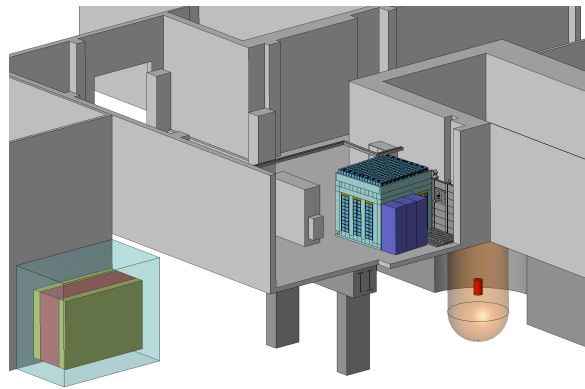
$m^2 \approx V^{-2}$   
 $\bar{\nu}_e$   
 $|U_{e4}|^2$  and  $|U_{\mu 4}|^2$ .

## 2 The PROSPECT Design

$^{235}\text{U}$   
 $m^2 \approx$   
 $^{235}\text{U}$



(a) Phase I detector.



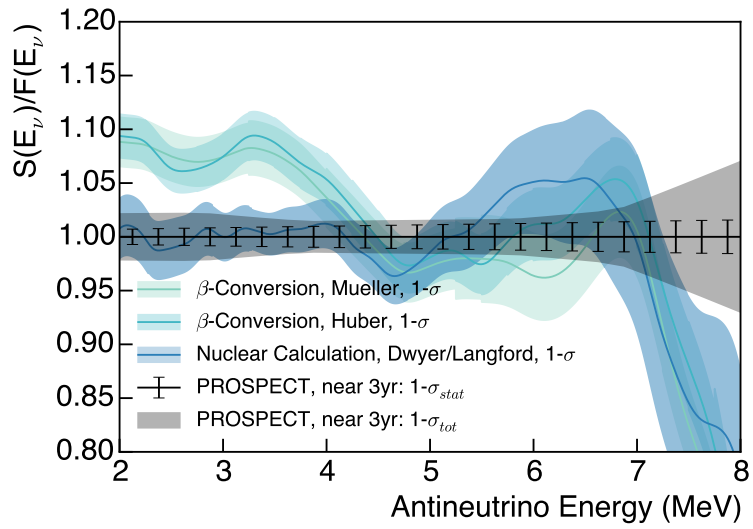
(b) Detector placement at HFIR.

The detector array is composed of...

1.  $\theta_{12} \approx 33^\circ$  (from neutrino oscillation experiments)  
 2.  $\theta_{13} < 10^\circ$  (from reactor experiments)  
 3.  $\theta_{23} \approx 45^\circ$  (from atmospheric neutrino experiments)  
 4.  $\delta \approx 180^\circ$  (from neutrino oscillation experiments)  
 5.  $\theta_{12} \approx 33^\circ$  (from neutrino oscillation experiments)  
 6.  $\theta_{13} < 10^\circ$  (from reactor experiments)  
 7.  $\theta_{23} \approx 45^\circ$  (from atmospheric neutrino experiments)  
 8.  $\delta \approx 180^\circ$  (from neutrino oscillation experiments)  
 9.  $\theta_{12} \approx 33^\circ$  (from neutrino oscillation experiments)  
 10.  $\theta_{13} < 10^\circ$  (from reactor experiments)  
 11.  $\theta_{23} \approx 45^\circ$  (from atmospheric neutrino experiments)  
 12.  $\delta \approx 180^\circ$  (from neutrino oscillation experiments)

### 3 PROSPECT Physics Reach

1.  $\theta_{12} \approx 33^\circ$  (from neutrino oscillation experiments)  
 2.  $\theta_{13} < 10^\circ$  (from reactor experiments)  
 3.  $\theta_{23} \approx 45^\circ$  (from atmospheric neutrino experiments)  
 4.  $\delta \approx 180^\circ$  (from neutrino oscillation experiments)  
 5.  $\theta_{12} \approx 33^\circ$  (from neutrino oscillation experiments)  
 6.  $\theta_{13} < 10^\circ$  (from reactor experiments)  
 7.  $\theta_{23} \approx 45^\circ$  (from atmospheric neutrino experiments)  
 8.  $\delta \approx 180^\circ$  (from neutrino oscillation experiments)  
 9.  $\theta_{12} \approx 33^\circ$  (from neutrino oscillation experiments)  
 10.  $\theta_{13} < 10^\circ$  (from reactor experiments)  
 11.  $\theta_{23} \approx 45^\circ$  (from atmospheric neutrino experiments)  
 12.  $\delta \approx 180^\circ$  (from neutrino oscillation experiments)



$\frac{dR}{dE}$   
 $\frac{d\sigma}{dE}$

$^{235}\text{U } \bar{\nu}_e$  spectrum

$\frac{dR}{dE}$  fit  
 $\frac{d\sigma}{dE}$  fit

$\frac{dR}{dE}$  fit  
 $\frac{d\sigma}{dE}$  fit

$\frac{dR}{dE}$  fit  
 $\frac{d\sigma}{dE}$  fit

$\frac{dR}{dE}$  fit  
 $\frac{d\sigma}{dE}$  fit

$\frac{dR}{dE}$  fit  
 $\frac{d\sigma}{dE}$  fit

$\frac{dR}{dE}$  fit  
 $\frac{d\sigma}{dE}$  fit

$\frac{dR}{dE}$  fit  
 $\frac{d\sigma}{dE}$  fit

$\frac{dR}{dE}$  fit  
 $\frac{d\sigma}{dE}$  fit

$\frac{dR}{dE}$  fit  
 $\frac{d\sigma}{dE}$  fit

$\frac{dR}{dE}$  fit  
 $\frac{d\sigma}{dE}$  fit

$\frac{dR}{dE}$  fit  
 $\frac{d\sigma}{dE}$  fit

$\frac{dR}{dE}$  fit  
 $\frac{d\sigma}{dE}$  fit

$\frac{dR}{dE}$  fit  
 $\frac{d\sigma}{dE}$  fit

$\frac{dR}{dE}$  fit  
 $\frac{d\sigma}{dE}$  fit

$\frac{dR}{dE}$  fit  
 $\frac{d\sigma}{dE}$  fit

$\frac{dR}{dE}$  fit  
 $\frac{d\sigma}{dE}$  fit

$\frac{dR}{dE}$  fit  
 $\frac{d\sigma}{dE}$  fit

$\frac{dR}{dE}$  fit  
 $\frac{d\sigma}{dE}$  fit

I

$\nu_e$  fit

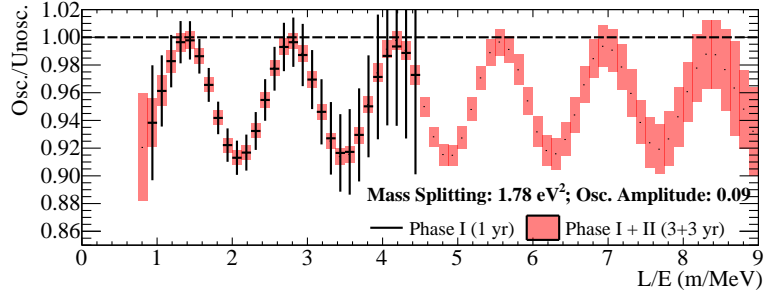
$m_{14}^2$

$\nu_e$  fit

$\sigma$  fit

$\sigma$  fit

$\sigma$  fit



$\nu_e \rightarrow \nu_\mu$   
 $\nu_\mu \rightarrow \nu_e$   
 $\nu_\mu \rightarrow \nu_\tau$   
 $\Delta m_{14}^2$

$2\theta_{14}$

## 4 Conclusion

235  
 $\nu_e$   
 $\nu_\mu$   
 $\nu_\tau$   
 $\sigma$   
 $\nu_\mu \rightarrow \nu_e$   
 $\nu_\mu \rightarrow \nu_\tau$

235

$\sigma$

## ACKNOWLEDGMENTS

160, 30  
 84, 015C  
 85, 00

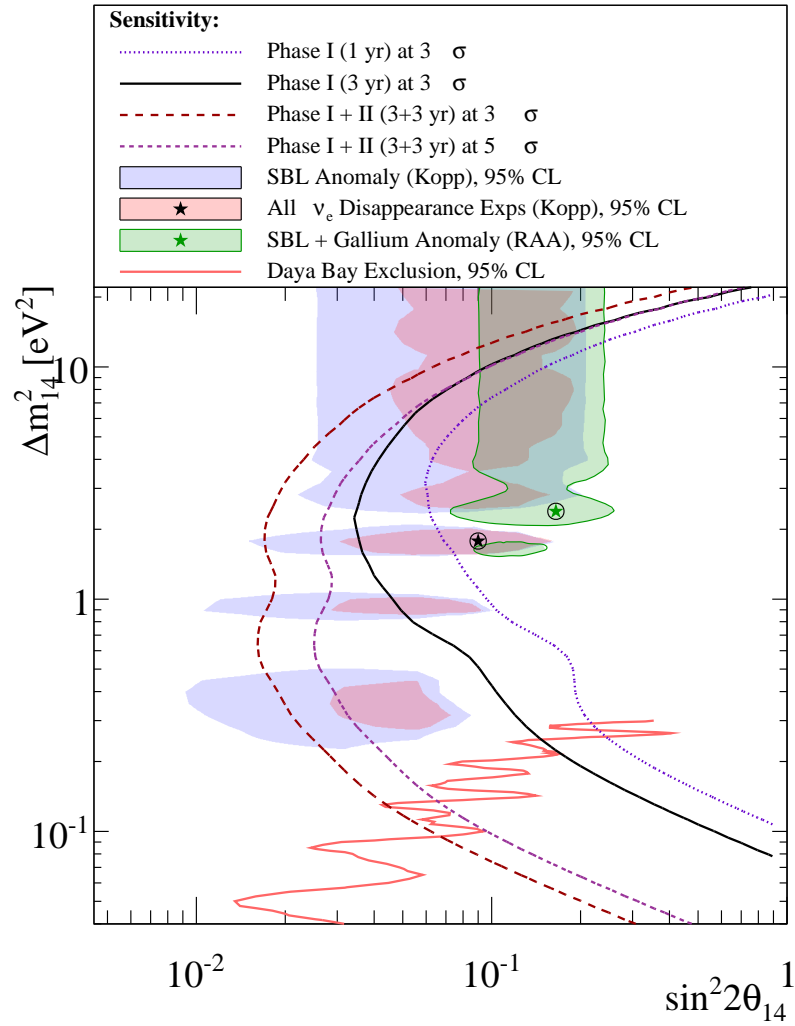
## References

160, 30

84, 015C

85, 00

J. A. J. *et al.*, *J. Phys. C* **83**, 0115  
 J. A. J. *et al.*, *J. Phys. C* **114**, 0100  
 J. A. J. *et al.*, *J. Phys. C* **92**, 0000  
 J. A. J. *et al.*, *J. Phys. C* **1305**, 00  
 J. A. J. *et al.*, *J. Phys. C*  
 J. A. J. *et al.*, *J. Phys. C*  
 J. A. J. *et al.*, *J. Phys. C* *accepted to Nucl. Instrum. Meth. A (2015)*  
 J. A. J. *et al.*



$\Delta m_{14}^2$   
 $\sigma$   
 $\sigma$   
 $\sigma$

$\sigma$   
 $\sigma$   
 $\sigma$

$m_{14}^2 - \sin^2 2\theta_{14}$