

Photoassociative Cooling and Trapping of Center-of-Mass Motion of Atom-Pairs

Subrata Saha¹, Somnath Naskar^{1,2} and Bimalendu Deb^{1,3}

¹*Department of Materials Science, Indian Association for the Cultivation of Science (IACS), Jadavpur, Kolkata 700032, India,*

²*Department of Physics, Jogesh Chandra Chaudhuri College,*

Kolkata-700033, India, ³Raman Centre for Atomic, Molecular and Optical Sciences, IACS, Jadavpur, Kolkata 700032, India.

Abstract

We show that it is possible to cool and trap the center-of-mass (COM) motion of atom-pairs by a lin \perp lin Sisyphus-like method using counter-propagating photoassociation lasers. This method relies on the photoassociative coupling between an excited molecular bound state and a single-channel continuum of states of scattering between ground-state atoms. We demonstrate that one can generate molecular spin-dependent periodic potentials by this method for trapping the COM motion of pairs of ground-state atoms. We illustrate this with numerical calculations using fermionic ^{171}Yb atoms as an example.

PACS numbers: 37.10.Mn, 37.10.Pq, 87.80.cc

The development of laser cooling and trapping [1–3] of atoms over the last four decades has not only generated renewed interests in atomic, molecular and optical physics, but also revitalized research activities in entire gamut of physical sciences, enabling a number of breakthrough achievements such as the realization of Bose-Einstein condensation [4], Fermi degeneracy [5], Fermi superfluidity [6], superfluid-Mott transitions [7] and so on. Illumination of slowly moving atoms with multiple laser beams in a specific geometric configuration allows one to manipulate both the internal and external degrees-of-freedom of atoms. The internal degrees-of-freedom, such as the electronic configuration or the spin polarization of atoms can be manipulated using circularly polarized resonant light as demonstrated by Kastler [8] more than 60 years ago. The external degrees-of-freedom such as the position and momentum of center-of-mass of atoms can be controlled by using radiative forces [9–13]. Dispersive forces, also called dipole forces arise due to position-dependent light shifts, leading to optically generated lattice for trapping atoms in an ordered array. Atom-atom interactions or correlations have had no role on laser cooling, because atomic gases subjected to laser cooling so far are dilute enough to ignore the interactions. Therefore, laser cooling is essentially a single-atom phenomenon. Nevertheless, an interesting possibility of collective laser cooling of an interacting atomic gas has been theoretically discussed by Vuletic and Chu [14]. The role of atom-atom interactions on laser cooling is particularly relevant for cooling of a diatomic molecular system. Unlike atoms, a molecular system has multiple types of motional energies, namely, relative or vibrational, rotational and center-of-mass kinetic energy. It is then an interesting question whether it is possible to laser cool one of these three motions starting with the remaining two motions in cooled states. For two colliding atoms, the total motional energy consists of relative and center-of-mass kinetic energy. Laser cooling pairs of colliding atoms by reducing either or both of these two kinetic energies will pave ways for creating novel pair-correlated systems such as Bose-Einstein condensate of pairs of atoms.

Here we theoretically address the question: Is it possible to cool center-of-mass motion of an interacting pair of atoms by a Sisyphus-like scheme [15] with photoassociative transitions [16–18]? In photoassociation (PA), a single photon connects the scattering state of two ground-state cold atoms with an excited molecular bound state. Sisyphus cooling of atoms involves an atom having degenerate sub-levels in its electronic ground and excited states. It uses counter-propagating polarized lasers to produce spin-dependent light shifts that eventually lead to sub-Doppler cooling.

We here propose a photoassociative Sisyphus-like method with sub-levels corresponding to molecular angular momenta. For two ground-state atoms in collision, the degenerate sub-levels

correspond to multiple scattering channels having the same asymptotic threshold. A PA system uses translationally and rotationally cold atoms, allowing accessibility of a single vibrational and rotational level in an electronically excited molecular potential. Thus, for a PA system having only one ground-state asymptote, cyclic PA transitions between an excited molecular bound state and the continuum of ground-state scattering states are possible.

Our method is schematically shown in Fig.1. In order to enhance the PA probability, we consider that the atoms are initially prepared in a 2-atom Mott insulator of an optical lattice, that is, each lattice site is occupied by a pair of atoms. Alternatively, the atoms can be prepared in a tightly confined trap so that a significant fraction of atoms can be influenced by PA lasers. We here closely follow the Sisyphus method of Dalibard and Cohen-Tannoudji[15], but generalized to photoassociative transitions. A class of excited molecular states called purely long range (PLR) states [19] will be particularly useful for our purpose. These states arise due to an interplay between fine or hyperfine and resonant dipole-dipole interactions. The equilibrium positions of PLR states lie at large separations beyond the region of chemical reactions between the charge clouds of the two atoms. Electronically excited “Giant” PLR dimer of size about 7.5 nm [20] has been produced by photoassociating ultracold spin-polarized metastable ^4He atom-pairs. These giant dimer states can be photoassociatively coupled to a single-channel of ground-state scattering continuum [21, 22]. Among other atomic species, ytterbium and strontium will be good candidates for our purpose as their ground-state is purely electronic spin-singlet with no hyperfine structure.

Assume, for simplicity, two ground-state atoms with total angular momentum $J_g = 1$ is subjected to a pair of lin⊥lin counter-propagating PA laser beams having the same wave number k_L . Suppose, the lasers are tuned near to a particular PLR excited bound state $|b\rangle \equiv |v, J_e\rangle$, with vibration quantum number v and rotational quantum number J_e . The Hamiltonian describing the interaction of a pair of cold atoms with the PA lasers is $\hat{H} = \hat{H}_0 + \hat{H}_I$, $\hat{H}_0 = \int_0^\infty E' |E'\rangle \langle E'| dE' + \hbar\omega |b\rangle \langle b|$, where $|E\rangle$ denotes the continuum of ground-state scattering states between the atoms and $|b\rangle$ represents the excited molecular bound state. The interaction part $\hat{H}_I = - [\int_0^\infty \Lambda_{bE'} e^{-i\omega_L t} |b\rangle \langle E'| dE' + H.c]$, where $\Lambda_{bE} = \langle b | \mathbf{d}_1 \cdot \mathcal{E}(\mathbf{r}_1) + \mathbf{d}_2 \cdot \mathcal{E}(\mathbf{r}_2) | E \rangle$ is molecular dipole coupling, \mathbf{d}_1 and \mathbf{d}_2 are atomic dipole moments with \mathbf{r}_1 and \mathbf{r}_2 being the position vectors of atoms 1 and 2, respectively. In the center-of-mass (COM) frame, we can express the Hamiltonian in terms of COM and relative coordinates $\mathbf{R} = (\mathbf{r}_1 + \mathbf{r}_2)/2$ and $\mathbf{r} = \mathbf{r}_1 - \mathbf{r}_2$,

respectively. We can then write Λ_{bE} in terms of molecular dipole operator $\mathbf{D}(\mathbf{r})$ in the form

$$\Lambda_{bE} = \langle b | \mathbf{D} \cdot \hat{\mathbf{e}}(\mathbf{R}) \sqrt{2} \mathcal{E}_0 e^{(-i\omega_L t)} \cos(\mathbf{k}_L \cdot \mathbf{r}/2) | E \rangle \quad (1)$$

where $\hat{\mathbf{e}}(\mathbf{R}) = [\hat{\sigma}_- \cos(\mathbf{k}_L \cdot \mathbf{R}) - i\hat{\sigma}_+ \sin(\mathbf{k}_L \cdot \mathbf{R})]$ is the polarization vector. Since the lasers are applied along the z -axis, we have $\mathbf{k}_L \cdot \mathbf{R} = k_L Z$. At $Z = n\lambda/4$ (n is an integer) the polarization is σ_- for even n and σ_+ for odd n . After having done a lengthy calculation (see supplementary material), we derive the dipole force per unit collision energy as given by

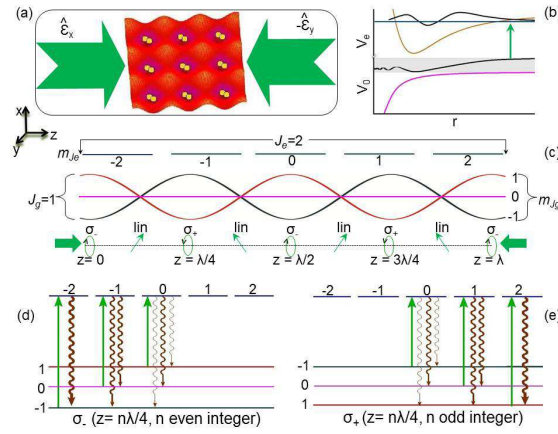


FIG. 1. (a) Trapped atom-pairs in a doubly-occupied Mott insulator of an optical lattice are subjected to a pair of lin \perp lin counter-propagating PA lasers propagating along the z -axis. (b) PA process: V_g is molecular ground-state potential and V_e is excited PLR potential. The ground-state scattering continuum state is coupled to a ro-vibrational state in the excited potential by the two lasers. (c) Energy level diagram showing formation of spatially varying (w.r.t. COM co-ordinate (Z)) spin-dependent ground state potentials under the action of applied lasers. (d) Optical pumping (green lines) and spontaneous transition (curvy brown lines having width proportional to the probability of transition) at mentioned COM co-ordinate where light is σ_- polarized. (e) Same as (d) where light is σ_+ polarized.

$$\frac{d\mathbf{F}_{dip}}{dE} = -\frac{f_E}{4\pi} \frac{\frac{d}{dZ}(\mathcal{G}_E(Z))}{\left(\frac{\gamma^2}{4} + \delta_E^2 + \frac{1}{2\pi\hbar} \int_0^\infty \mathcal{G}_{E'}(R) dE'\right)} \quad (2)$$

where $f_E = \frac{\delta_E(\delta_E^2 + \gamma^2/4)}{(\delta_E^2 + \gamma^2/4)}$, $\mathcal{G}_E(Z) = \frac{2\pi}{\hbar} |\Lambda_{bE}(Z)|^2$, $\delta_E = (\omega_L - (\omega_b - \frac{E}{\hbar}))$ and γ is the molecular

spontaneous linewidth of the bound state. The optical potential can be expressed as

$$\frac{dU_{opt}}{dE} = \frac{f_E \Gamma(E)}{4\pi C} \ln \left(1 + \frac{\frac{1}{2\pi\hbar} \int_0^\infty \mathcal{G}_{E'}(Z) dE'}{\frac{\gamma^2}{4} + \delta_E^2} \right) + U_c \quad (3)$$

where $\Gamma(E)$ is the E -dependent part of $\mathcal{G}_E(Z)$, $C = \frac{1}{2\pi\hbar} \int_0^\infty \Gamma(E') dE'$ and U_c is a constant that can be eliminated by choosing appropriate boundary condition. Here \bar{E} denotes the relative kinetic energy E at which the free-bound Franck-Condon overlap integral attains the most prominent maximum as shown in Fig.2. The optical potential can be written in the form

$$U_{opt} = \frac{\hbar\delta_{\bar{E}}}{2} \ln \left(1 + \frac{\frac{1}{2\pi\hbar} \int_0^\infty \mathcal{G}_{E'}(Z) dE'}{\frac{\gamma^2}{4} + \delta_{\bar{E}}^2} \right) \quad (4)$$

We work in weak PA coupling regime to avoid saturation and heating effects. This means we have $\frac{\int_0^\infty \mathcal{G}_{E'}(Z) dE'}{\frac{\gamma^2}{4} + \delta_{\bar{E}}^2} \ll 1$. Separating out $\mathcal{G}_E(Z)$ in the form $\mathcal{G}_E(Z) = \Gamma(E)\Theta(Z)$, we obtain $U_{opt} = \hbar\delta_{\bar{E}} S_0 \Theta(Z)$, where $S_0 = \frac{\int_0^\infty \Gamma(E') dE'}{4\pi\hbar(\frac{\gamma^2}{4} + \delta_{\bar{E}}^2)}$ and $\frac{dU_{opt}}{dE} = \frac{\delta_E \mathcal{G}_E}{4\pi(\frac{\gamma^2}{4} + \delta_E^2)}$. Let $J_e = 2$ as in Fig.1. The form of $\Theta(Z)$ is then given by

$$\begin{aligned} \Theta(Z)_{m_{J_g}=\pm 1} &= -A \pm B \cos(2k_L Z) \\ \Theta(Z)_{m_{J_g}=0} &= \text{const} \end{aligned} \quad (5)$$

where A and B are constants that depend on Clebsch-Gordon(CG) coefficients. We thus obtain light-shifted periodic potentials for COM motion for different magnetic quantum numbers, that is, we get spin-dependent potentials for COM motion. The COM momentum changes due to absorption of a photon from one plane wave and its subsequent emission into another plane wave. Let us consider a point $Z = \lambda/4$ where the field is circularly polarized in positive sense. For such polarization, three possible transition pathways may arise Fig.1(e): (1) The continuum state with at $m_{J_g} = 1$ can couple to bound state $m_{J_e} = 2$. This state can decay to $m_{J_g} = 1$ and all other transitions are forbidden, (2) The state with $m_{J_g} = -1$ can be excited to $m_{J_e} = 0$ state and it can decay to $m_{J_g} = 1$ or $m_{J_g} = -1$ or $m_{J_g} = 0$ state. (3) The state with $m_{J_g} = 0$ can be excited to $m_{J_e} = 1$ state and it can decay to state $m_{J_g} = 1$ or $m_{J_g} = 0$ state. All the spontaneous transition lines shown here have widths proportional to the square of the corresponding CG coefficients. The net effect is the occupation of maximum number of atom-pairs in the state $m_{J_g} = 1$ having the lowest COM energy at this position. This argument applies similarly for locations where the field is circularly polarized in the negative sense as shown in Fig.1(d). Now, as an atom-pair moves up

the hill from lower energy side, it loses its COM kinetic energy. After reaching the top of the hill and just about to start gliding down, the optical pumping intervenes, transferring the pair into a COM state which is at the potential minima. The previously gained potential energy was carried away by the emitted photon. The COM motion now repeats climbing up the next hill and so on. In this process, eventually the atom-pairs become cooled and trapped in the minima of the COM potential.

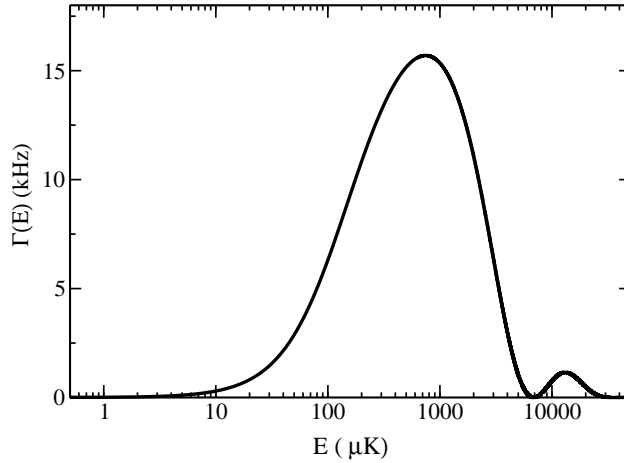


FIG. 2. $\Gamma(E)$ as a function of relative kinetic energy E .

For numerical illustration, we apply this method to fermionic ^{171}Yb atoms which have nuclear spin 1/2 and purely spin-singlet electronic ground state. The counter-propagating PA lasers can be tuned near resonance to p -wave PLR excited states of $^{171}\text{Yb}_2$ used earlier for p -wave optical Feshbach resonance [23–25]. For these PLR molecular states, the projection Φ of the total angular momentum $\mathbf{F} = \mathbf{J} + \mathbf{I}$ on the internuclear axis is a good quantum number. Further, when one includes the rotation ℓ of the relative motion between the two atoms, the good quantum numbers are $\mathbf{T} = \mathbf{F} + \vec{\ell}$ and its projection m_T on the space-fixed axis. We consider 0^- ($\Phi_e = 0$) PLR state for which only odd T_e are allowed [23, 27, 28]. These PLR states are accessible by PA transitions only from odd partial-waves (odd ℓ) and nuclear spin triplet ($I = 1$). Let the two counter-propagating PA lasers be tuned near resonance to $T_g = 2 \leftrightarrow T_e = 3$ transition that is dominated by p -wave ($\ell = 1$) contribution at low energy. We choose vibrational quantum number $\nu = 1$ for $T_e = 3$ having binding energy -355.4 MHz below the threshold of the corresponding PLR potential. By selection rules, $T_e = 3$ is accessible only from $T_g = 2$, therefore the possibility of PA coupling between $T_g = 1 \leftrightarrow T_e = 1$ can be safely ruled out due to large frequency difference between the

two excited states $T_e = 3$ and $T_e = 1$ compared to $\Gamma(E)$ and laser linewidth. The dependence of $\Gamma(E)$ on E is shown in Fig.2. $\Gamma(E)$ is proportional to FC integral. Figure 2 exhibits that FC integral attains a prominent maximum near $E \simeq 750\mu\text{K}$ with a broad width. This feature can be attributed to the nature of PLR bound state which can be accessible from almost asymptotic regime of ground-state continuum. As a result of photoassociative Sisyphus process, we get 5 spin-dependent COM potentials for ground state $T_g = 2$ as given by

$$\begin{aligned} U_{opt}(m_{T_g} = \pm 2) &= -\frac{V_0}{2}[-\frac{8}{7} \pm \cos(2k_L Z)] \\ U_{opt}(m_{T_g} = \pm 1) &= -\frac{V_0}{4}[-\frac{13}{7} \pm \cos(2k_L Z)] \\ U_{opt}(m_{T_g} = 0) &= -\frac{6}{14}V_0 \end{aligned} \tag{6}$$

where $V_0 = -\frac{14}{75}\hbar\delta_{\bar{E}}S_0$

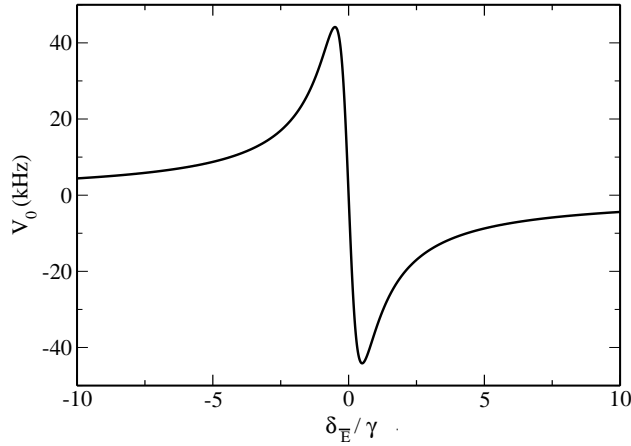


FIG. 3. Strength V_0 (in kHz) of the potential U_{opt} is plotted against detuning $\delta_{\bar{E}}$.

The COM motion can be trapped in $m_{T_g} = \pm 2, \pm 1$ state provided $\delta_{\bar{E}}$ is negative as can be seen from Fig.3 which shows that the U_{opt} is attractive (repulsive) when $\delta_{\bar{E}} < 0 (> 0)$. We take laser intensity 1 mW/cm^2 . Fig.3 shows that V_0 varies with $\delta_{\bar{E}}$ reaching a maximum of about 44 KHz at $\delta_{\bar{E}} = 0.5\gamma$, where we have set $\gamma = 364 \text{ kHz}$ which is taken to be double the atomic linewidth of 182 kHz [26]. When $\delta_{\bar{E}}$ is negative V_0 is positive implying the existence of trapping potential, but when $\delta_{\bar{E}}$ is positive V_0 becomes negative showing no trapping is possible. The COM recoil limit for $^{171}\text{Yb}_2$ is $E_r^{\text{COM}} = 1.3 \text{ kHz}$. The saturation parameter $S_0 = 0.2$ and $S_0 = 0.001$ for $\delta_{\bar{E}}/\gamma = -0.5$ and $\delta_{\bar{E}}/\gamma = -10$, respectively. In near-resonant case ($\delta_{\bar{E}} \sim \gamma$), the COM motion

will be subjected to cooling due to Sisyphus process while for far-off resonant case ($|\delta_E| \gg \gamma$) the COM motion will be trapped in shallow potentials. With the given intensity of PA laser we can cool the atom pairs to around $2.1\mu K$. Reducing the intensity we can reach the cooling limit $0.18\mu K$ (\sim recoil energy of atom pairs due to spontaneous emission).

In conclusion, we have proposed a Sisyphus-like method with photoassociative transitions for optically cooling and trapping the COM motion of atom-pairs. We have demonstrated that the COM motion can be trapped in spin-dependent optical potentials. In this paper we have considered one dimensional Sisyphus scheme for cooling and trapping the z -component of COM motion, but this scheme can be readily generalized to two or three dimensional scheme. For this scheme to be reliable, the PA lasers should couple a continuum of ground-state scattering states in a single asymptote only. We have illustrated this scheme with explicit calculations using a pair of fermionic ^{171}Yb atoms by choosing appropriate ground and excited molecular states. Our proposed method can be used to control COM motion and molecular spin states of atom-pairs. Furthermore, this method may be extended to generate spin-orbit coupling, synthetic vector potentials involving COM motion and thereby to explore intriguing many-body physics with ultracold atoms. In this paper we have focused only on the cooling and trapping of COM motion only, though in our scheme interatomic interactions are also modified due to light force.

-
- [1] T. W. Hänsch and A. Schawlow, *Opt. Commun.* **13**, 68 (1975).
 - [2] D. Wineland and H. Dehmelt, *Bull. Am. Phys. Soc.* **20**, 637 (1975).
 - [3] C. Cohen-Tannoudji, *Rev. Mod. Phys.* **70**, 3707 (1998); S. Chu, *ibid*, 3685 (1998); W. D. Phillips, *ibid*, 3721 (1998).
 - [4] M. H. Anderson, J. R. Ensher, M. R. Matthews, C. E. Wieman and E. A. Cornell, *Science*, **269**, 198 (1995). C. C. Bradley, C. A. Sackett, J. J. Tollett, and R. G. Hulet, *Phys. Rev. Lett.* **75**, 1687 (1995). K. B. Davis, M. -O. Mewes, M. R. Andrews, N. J. van Druten, D. S. Durfee, D. M. Kurn, and W. Ketterle, *Phys. Rev. Lett.* **75**, 3969 (1995).
 - [5] B. DeMarco and D. S. Jin, *Science* **285**, 1703 (1999).
 - [6] J. K. Chin, D. E. Miller, Y. Liu, C. Stan, W. Setiawan, C. Sanner, K. Xu, and W. Ketterle, *Nature* **443**, 961 (2006).
 - [7] O. Mandel, M. Greiner, A. Widera, T. Rom, T. W. Häsch and I. Bloch, *Nature* **425**, 937 (2003).

- [8] A. Kastler, J. Phys. Rad. **11**, 255 (1950).
- [9] A. Ashkin, Science **210**, 1081 (1980).
- [10] V.S Letokhov, V. G. Minogin, Physics Reports **73**, 1 (1981).
- [11] S. Stenholm, Rev. Mod. Phys. **58**, 699 (1986).
- [12] C. Cohen-Tannoudji and W. Phillips, Phys. Today **43**, 33 (1990).
- [13] H. J. Metcalf and P. van der straten, *Laser Cooling and Trapping* (Springer, 1999).
- [14] V. Vuletić and S. Chu, *Phys. Rev. Lett.* **84**, 3787 (2000).
- [15] J. Dalibard and C. Cohen-Tannoudji, J. Opt. Soc. Am. B **6**, 2023 (1989).
- [16] H. R. Thorsheim, J. Weiner, and P. S. Julienne, *Phys. Rev. Lett.* **58**, 2420 (1987).
- [17] J. Weiner, V. S. Bagnato, S. Zilio, and P. S. Julienne, Rev. Mod. Phys. **71**, 1 (1999).
- [18] K. M. Jones, E. Tiesinga, P. D. Lett and P. S. Julienne, Rev. Mod. Phys. **78**, 483 (2006).
- [19] W. C. Stwalley, Y.-H. Uang, and G. Pichler, *Phys. Rev. Lett.* **41**, 1164 (1978).
- [20] J. Léonard, M. Walhout, A. P. Mosk, T. Mueller, M. Leduc and C. Cohen-Tannoudji, *Phys. Rev. Lett.* **91**, 073203 (2003).
- [21] J. Kim, S. Moal, M. Portier, J. Duguè, M. Leduc and C. Cohen-Tannoudji, and O. Dulieu, *Europhys. Lett.* **72**, 548 (2005).
- [22] M. Portier, S. Moal, J. Kim, M. Leduc and C. Cohen-Tannoudji, and O. Dulieu, *J. Phys. B: At. Mol. Opt. Phys.* **39**, S881 (2006).
- [23] K. Enomoto, M. Kitagawa, S. Tojo, and Y. Takahashi, *Phys. Rev. Lett.* **100**, 123001 (2008).
- [24] K. Goyal, I. Reichenbach and I. Deutsch, *Phys. Rev. A* **82**, 06274 (2010).
- [25] S. Saha, A. Rakshit, D. Chakraborty, A. Pal and B. Deb, *Phys Rev A* **90**, 012701 (2014).
- [26] R. Yamazaki, S. Taie, S. Sugawa, K. Enomoto and Y. Takahashi, *Phys. Rev. A* **87**, 010704(R) (2013).
- [27] E.R.I. Abraham, W.I. McAlexander, H.T.C. Stoof and R.G.Hulet, *Phys Rev A* **53**, 3092 (1996).
- [28] E. Tiesinga, K. M. Jones, Paul D. Lett, U. Volz, Carl J. Williams, and Paul S. Julienne, *Phys Rev A* **71**, 052703 (2005).