

Tree Recurrent Neural Networks with Application to Language Modeling

Xingxing Zhang and Liang Lu and Mirella Lapata

School of Informatics, University of Edinburgh

10 Crichton Street, Edinburgh EH8 9AB

x.zhang@ed.ac.uk, liang.lu@ed.ac.uk, mlap@inf.ed.ac.uk

Abstract

In this paper we develop a recurrent neural network (TreeRNN), which is designed to predict a tree rather than a linear sequence as is the case in conventional recurrent neural networks. Our model defines the probability of a sentence by estimating the generation probability of its dependency tree. We construct the tree incrementally by generating the left and right dependents of a node whose probability is computed using recurrent neural networks with shared hidden layers. Application of our model to two language modeling tasks shows that it outperforms or performs on par with related models.

1 Introduction

Statistical language modeling plays an important role in many areas of natural language processing including speech recognition, machine translation, and information retrieval. The prototypical use of language models is to assign probabilities to sequences of words. By invoking the chain rule, these probabilities are generally estimated as the product of conditional probabilities $P(w_i|h_i)$ of a word w_i given the history of preceding words $h_i \equiv w_1^{i-1}$. In theory, the history could span any number of words up to w_i , however it has proven challenging in practice to deal with the combinatorial growth in the number of possible histories. A simple and effective strategy is to truncate the chain rule to include only the $n - 1$ preceding words. The simplification reduces the number of free parameters however, at the expense of being able to model long-range dependencies. The literature offers many examples of how to overcome this limitation, such as cache language models (Kuhn and de Mori, 1990), trigger models (Rosenfeld, 1996), and notably structured language models (Chelba et al., 1997; Chelba and Je-

linek, 2000; Roark, 2001). The latter go beyond the representation of history as a linear sequence of words to capture the syntactic constructions in which these words are embedded.

Neural language models have been gaining increasing attention in recent years as a competitive alternative to n-grams. The main idea is to represent each word using a real-valued feature vector capturing the contexts in which it occurs. The conditional probability of the next word is then modeled as a smooth function of the feature vectors of the preceding words and the next word. In essence, similar representations are learned for words found in similar contexts resulting in similar predictions for the next word. Previous approaches have mainly employed feed-forward (Bengio et al., 2003; Mnih and Hinton, 2007) and recurrent neural networks (Mikolov et al., 2010; Mikolov et al., 2011c; Mikolov et al., 2011b; Auli et al., 2013; Mikolov, 2012) in order to map the feature vectors of the context words to the distribution for the next word.

Despite superior performance in a many applications ranging from machine translation (Cho et al., 2014), to speech recognition (Mikolov et al., 2011c; Chen et al., 2015), image description generation (Vinyals et al., 2015), and language understanding (Yao et al., 2013), standard neural language models essentially predict sequences of words. Many NLP models, however, exploit syntactic information and therefore operate over tree structures (e.g., dependency or constituent trees). In this paper we develop a novel neural network model (TreeRNN) which combines the advantages of recurrent neural network language models and syntactic structure. Our model estimates the probability of a sentence by estimating the generation probability of its dependency tree. Instead of explicitly encoding tree structure as a set of features, we use four recurrent neural networks (RNNs) to model four types of dependency edges which al-

together specify how the tree is built. At each time step, one RNN is activated which predicts the next word conditioned on the sub-tree generated so far. To learn the representations of the conditioned sub-tree, we force the four RNNs to share their hidden layers. Besides estimating the probability of a tree or sub-tree, our model is also capable of generating trees just by sampling from a trained model and can be seamlessly integrated with text generation applications, e.g., performing machine translation (Sutskever et al., 2014; Cho et al., 2014) or image description (Kiros et al., 2014; Vinyals et al., 2015).

We train our model on large vocabularies (in the scale of 65K) using noise-contrastive estimation (Gutmann and Hyvärinen, 2012) and apply it to two language modeling benchmark datasets. We experimentally show that it is superior or comparable to other state-of-the-art systems.

2 Related Work

Our work combines two strands of research: recurrent neural network-based language models (RNNLMs) and syntax-based language models. RNNLMs typically model linear word sequences without taking syntactic information into account. Contrary to feedforward neural networks which consider only the direct $(n - 1)$ predecessor words for predicting the probability of the next word, RNNLMs can in theory take the entire sequence of preceding words into account. However, in practice it has proven difficult due to *gradient exploding* and *gradient vanishing* problems (Bengio et al., 1994; Hochreiter, 1998).

Similar to RNNLMs, our model can also capture longer-range dependencies across the entire history of preceding words. Importantly, we can estimate the probability of a tree, which a standard RNNLM cannot. Moreover, we argue that compared to a conventional RNNLM, our tree-structured model is easier to train since it reduces the dependency range of the language model. Intuitively, for a sentence with n words, the farthest dependent will be at length $n - 1$, whereas for a dependency tree with n nodes the farthest dependent will not be longer. In a balanced tree, it is roughly $\log(n) - 1$. Empirically, we also observed (in the Penn Treebank and AP-News datasets; see Section 5 for details) that on average the farthest dependent is for TreeRNN at length 10, while for RNNLM it is at length 24.

Recursive Neural Networks (Pollack, 1990) are

a related class of models which operate on structured inputs. Given the structural representation of a sentence (e.g., a binary parse tree), they recursively generate parent representations in a bottom-up fashion, by combining tokens to produce representations for phrases, and eventually the whole sentence. The learned representations can be then used in classification tasks such as sentiment analysis (Socher et al., 2011b) and paraphrase detection (Socher et al., 2011a). The recently proposed tree-structured long short-term memory network model (Tai et al., 2015) models sentential meaning whilst taking syntactic structure into account. It generalizes the standard Long Short-Term Memory (LSTM) architecture (Hochreiter and Schmidhuber, 1997) to tree-structured network topologies. Recursive neural networks and the tree-LSTM both learn semantic representations over syntactic trees but cannot predict their structure or estimate their probability.

The idea to inject long distance syntactic information into a language model dates back to Chelba and Jelinek (2000). Their model conditions the probability of the next word on the linear trigram context and some part of the dependency tree relating to the word’s left antecedents. Other work develops dependency-based language models for specific applications such as machine translation (Shen et al., 2008; Zhang, 2009; Sennrich, 2015) or sentence completion (Gubbins and Vlachos, 2013). All instances of these models apply Markov assumptions on the dependency tree, and adopt standard n-gram smoothing methods for reliable parameter estimation. Emami et al. (2003) and Sennrich (2015) estimate the parameters of a structured language model using feed-forward neural networks (Bengio et al., 2003).

Our model shares with other structured-based language models the ability to take dependency information into account. It differs in the following respects: (a) it does not artificially restrict the depth of the dependencies it considers and can thus be viewed as an infinite order dependency language model; (b) it not only estimates the probability of a string but is also capable of generating dependency trees simply by sampling from a trained model; this explicit generation mechanism sets our model apart from recursive neural networks (and related models) which learn representations of phrases and sentences in a continuous space without an underlying generation model; (c) finally, contrary to previous dependency-based

language models which encode syntactic information as features, our model takes tree structure into account more directly via representing different types of dependency edges explicitly using RNNs. Therefore, there is no need to manually determine which dependency tree features should be used or how large the feature embeddings should be.

3 Recurrent Neural Network Language Model

In this section we briefly describe RNNLMs and then proceed to introduce our model. Let $S = w_1, w_2, \dots, w_m$ denote a linear sequence of words. We estimate its probability as:

$$P(S) = \prod_{i=2}^m P(w_i | w_{1:i-1}) \quad (1)$$

Each term in Equation (1) corresponds to the output of a recurrent neural network at one time step (Mikolov et al., 2010). Let $e(w_t) \in \mathbb{R}^{|V| \times 1}$ denote the input layer at time t (with $e(w_t)$ being the one hot vector of w_t and $|V|$ the vocabulary size), h_t denotes the hidden layer, and y_t the output layer. $W_{ih} \in \mathbb{R}^{r \times |V|}$ is the weight matrix between the input layer and the hidden layer (r is the hidden unit size), $W_{hh} \in \mathbb{R}^{r \times r}$ is the weight matrix between the hidden layer of the last time step and the “current” hidden layer, and $W_{ho} \in \mathbb{R}^{|V| \times r}$ the weight matrix between the hidden layer and the output layer. The input, hidden, and output layers are computed as:

$$h_0 = \mathbf{0} \quad (2a)$$

$$h_t = f(W_{ih} \cdot e(w_t) + W_{hh} \cdot h_{t-1}) \quad (2b)$$

$$y_t = \text{softmax}(W_{ho} \cdot h_t) \quad (2c)$$

where f is a non-linear function (e.g. sigmoid) and $e(w_{t+1})^T \cdot y_t$ a term in Equation (1) (i.e., $P(w_{t+1} | w_{1:t})$). The RNN is trained by minimizing the negative log likelihood with Stochastic Gradient Descent.

4 Tree Recurrent Neural Network Language Model

We seek to model the probability of a sentence by estimating the generation probability of its dependency tree. We will first present our model when using unlabeled dependencies and then show how it extends to labeled dependencies (Section 4.3).

We assume a dependency tree is built in breadth-first manner. Generation starts at the

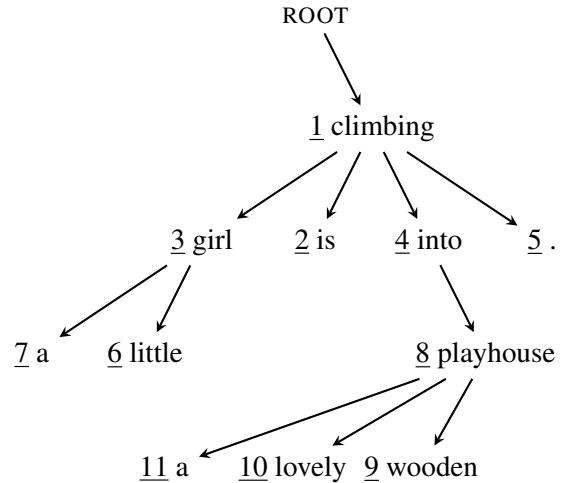


Figure 1: Dependency tree of the sentence *A little girl is climbing into a lovely wooden playhouse.* Numbers indicate breath-first traversal. ROOT has only one dependent (i.e., *climbing*) which we view as its first right dependent.

ROOT node, the only node at level zero. For each node at each level, we first generate left dependents (from closest to farthest) and then right dependents (again from closet to farthest). Figure 1 illustrates the breadth-first traversal of the dependency tree for the sentence *A little girl is climbing into a lovely wooden playhouse.* As can be seen, we first visit *climbing*, then its left dependents (*is*, *girl*), and then its right dependents (*into*, *.*); next, we visit *girl* which has only left dependents (*little*, *a*), and so on.

We further assume that each word w in a tree (only) depends on its *dependency path*, $\mathcal{D}(w)$, which is essentially a sub-tree (see Section 4.1 for details on how we define dependency paths). Therefore, the probability of a sentence S given its dependency tree T is:

$$P(S|T) = \prod_{w \in \text{BFS}(T) \setminus \text{ROOT}} P(w | \mathcal{D}(w)) \quad (3)$$

where the ordering of words w corresponds to a breadth-first enumeration of the dependency tree ($\text{BFS}(T)$) and the probability of ROOT is ignored since every tree has a ROOT node. The role of ROOT in a dependency tree is the same as the begin of sentence token (BOS) in a sentence. When computing $P(S|T)$, the probability of ROOT and BOS are not taken into account (we assume they always exist), but they are both used to predict other words.

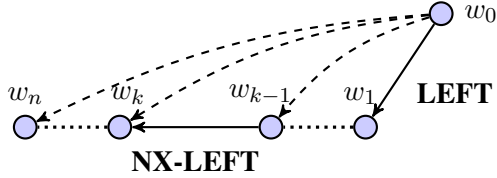


Figure 2: LEFT and NX-LEFT edges. The dotted line between w_1 and w_{k-1} (also between w_k and w_n) means there may be ≥ 0 nodes in between.

4.1 Dependency Path

A dependency path can be broadly described as the path between ROOT and w , consisting of the words and edges connecting them. To represent a dependency path, we define four types of edges. Let w_0 denote a node in a dependency tree and w_1, w_2, \dots, w_n its left dependents. As shown in Figure 2, LEFT edge is the edge between w_0 and its first left dependent denoted as (w_0, w_1) . Assume w_k (with $1 < k \leq n$) is a non-first left dependent of w_0 . The edge from w_{k-1} to w_k is a NX-LEFT edge, where w_{k-1} is the right adjacent sibling of w_k . We use NX as a shorthand for NEXT. In our model, the NX-LEFT edge (w_{k-1}, w_k) replaces edge (w_0, w_k) (illustrated with a dashed line in Figure 2) in the original dependency tree. We do this because we want information to flow from w_0 to w_k through w_1, \dots, w_{k-1} rather than directly from w_0 to w_k . RIGHT and NX-RIGHT edges are defined analogously for right dependents.

Given these four types of edges, we can now define dependency paths. Recall that the only dependent of ROOT is its first right dependent. Let w^p denote the parent of w .

- (1) if w is ROOT, then $\mathcal{D}(w) = \emptyset$
- (2) if w is a **left dependent** of w^p
 - (a) if w is the first left dependent, then $\mathcal{D}(w) = \mathcal{D}(w^p) \cup \{\langle w^p, \text{LEFT} \rangle\}$
 - (b) if w is not the first left dependent and w^s is its right adjacent sibling, then $\mathcal{D}(w) = \mathcal{D}(w^s) \cup \{\langle w^s, \text{NX-LEFT} \rangle\}$
- (3) if w is a **right dependent** of w^p
 - (a) if w is the first right dependent, then $\mathcal{D}(w) = \mathcal{D}(w^p) \cup \{\langle w^p, \text{RIGHT} \rangle\}$
 - (b) if w is not the first right dependent and w^s is its left adjacent sibling, then $\mathcal{D}(w) = \mathcal{D}(w^s) \cup \{\langle w^s, \text{NX-RIGHT} \rangle\}$

To provide examples of dependency paths, consider again Figure 1. Here, $\mathcal{D}(\text{climbing}) =$

$\{\langle \text{ROOT}, \text{RIGHT} \rangle\}$ (see definitions (1) and (3a)), $\mathcal{D}(\text{is}) = \mathcal{D}(\text{climbing}) \cup \{\langle \text{climbing}, \text{LEFT} \rangle\}$ (according to definition (2a)), whereas $\mathcal{D}(\text{girl}) = \mathcal{D}(\text{is}) \cup \{\langle \text{is}, \text{NX-LEFT} \rangle\}$ (see (2b)), $\mathcal{D}(\text{into}) = \mathcal{D}(\text{climbing}) \cup \{\langle \text{climbing}, \text{RIGHT} \rangle\}$ (see (3a)), $\mathcal{D}(\cdot) = \mathcal{D}(\text{into}) \cup \{\langle \text{into}, \text{NX-RIGHT} \rangle\}$ (according to (3b)). A dependency tree can be represented by the set of its dependency paths which in turn can be used to reconstruct the original dependency graph.

4.2 Generation with four RNNs

In a fashion analogous to Equation (1), we estimate the probability $P(w|\mathcal{D}(w))$ (Equation (3)) using RNNs. While it is straightforward to model a word sequence in an RNN, we are trying to model $\mathcal{D}(w)$, which is a sub-tree or more precisely a sequence of $\langle \text{word}, \text{edge-type} \rangle$ tuples. To do so, we use four RNNs (GEN-L, GEN-R, GEN-NX-L and GEN-NX-R)¹ each corresponding to the four types of edges (LEFT, RIGHT, NX-LEFT, and NX-RIGHT). For each $\langle \text{word}, \text{edge-type} \rangle$ tuple, we choose an RNN according to *edge-type*, feed the *word* to the RNN, and generate/predict its dependent. Specifically, RNNs GEN-L and GEN-R generate the first left and right dependents (see w_1 and w_4 in Figure 3). So, they are responsible for going deeper in a tree. RNNs GEN-NX-L and GEN-NX-R generate the remaining left/right dependents, and thus go wider in a tree. In Figure 3, RNN GEN-NX-L generates w_2 and w_3 , whereas RNN GEN-NX-R generates w_5 and w_6 . Note that our model can handle any number of left or right dependents (through successive application of GEN-NX-L or GEN-NX-R). Also note that the four RNNs exchange information by sharing their hidden layers. That is the output of the (updated) hidden layer of one RNN might be used as the input (previous) hidden layer of another RNN.

With a standard RNN (see Section 3) modeling a linear sequence, at time step t we need to know the input w_t , the previous hidden layer h_{t-1} , and the output w_{t+1} in order to compute the new hidden layer h_t . Our model estimates $P(w_t|\mathcal{D}(w_t))$, the probability of w_t given its dependency path $\mathcal{D}(w_t)$ represented as a sequence of $\langle \text{word}, \text{edge-type} \rangle$ tuples. So, we need to know at time step t the dependent w_t to be predicted and the last tuple $\langle w'_t, a_t \rangle$ in its dependency path $\mathcal{D}(w_t)$ where a_t is the type of the edge between w'_t and w_t . Since

¹GEN stands for GENERATE, NX stands for NEXT, L for LEFT, and R for RIGHT.

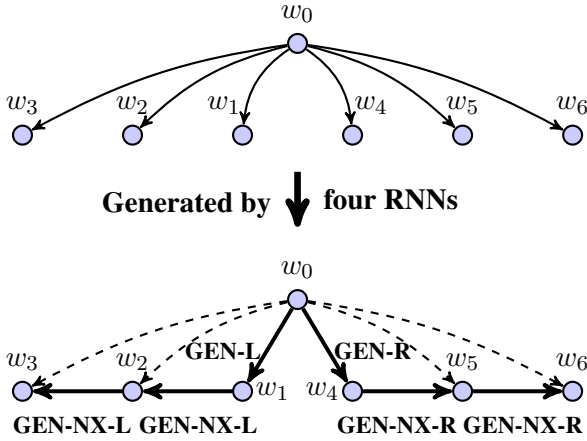


Figure 3: Generation of left/right by four RNNs. The number of dependents is limited to three for illustration purposes. The model is capable of handling an arbitrary number of dependents with RNNs GEN-NX-L and GEN-NX-R.

our model is recurrent, information about other tuples in the sequence is recorded in the RNNs’ hidden layers. Moreover, we need to know where to get the hidden layer of the last time step from, and where to position the new hidden layer. In a tree, hidden layers are not accessed sequentially as in a sentence. To store the *shared* hidden layers, we create matrix $H \in \mathbb{R}^{r \times (n+1)}$ (with r denoting the hidden unit size). The first column in this matrix corresponds to the initial hidden layer and each of the remaining n columns corresponds to the representation of a tree node’s dependency path. Let $a_t \in \{0, 1, 2, 3\}$ denote the four types of edges defined in Section 4.1 (0 corresponds to LEFT, 1 to RIGHT, 2 to NX-LEFT, and 3 to NX-RIGHT). Time steps t in our case are the steps taken by breadth-first search while traversing the dependency tree and are represented as:

$$(w'_t \ a_t \ t' \ t \ w_t) \ t = 1, 2, \dots, n \quad (4)$$

where t' is the breath-first search id of w'_t .

We are now ready to define our TreeRNN model. Our current formulation uses basic recurrent neural networks (Elman, 1990) as a backbone. Other variants such as Long Short Term Memory Recurrent Neural Network (Hochreiter and Schmidhuber, 1997) or Bidirectional Recurrent Neural Networks (Schuster and Paliwal, 1997) can be applied, however we leave this to future work. The parameters of TreeRNN are as follows. $W_e \in \mathbb{R}^{s \times |V|}$ is the word embedding matrix (s is the word embedding size and $|V|$ the vocabulary

size); $W_{ih} \in \mathbb{R}^{4 \times r \times s}$ denotes four weight matrices (one for each RNN) between the input layer and the hidden layer, and r is the hidden unit size; $W_{hh} \in \mathbb{R}^{4 \times r \times r}$ denotes the four weight matrices between the previous hidden layer and the current hidden layer; finally, $W_{ho} \in \mathbb{R}^{4 \times |V| \times r}$ denotes the four weight matrices between the hidden layer and the output layer.

Let $e(w_t) \in \mathbb{R}^{|V| \times 1}$ denote the one hot vector of w_t . Given the representation in Equation (4), the weight matrices used at time step t are:

$$W_{ih}^c = W_{ih}[a_t, :, :] \quad (5a)$$

$$W_{hh}^c = W_{hh}[a_t, :, :] \quad (5b)$$

$$W_{ho}^c = W_{ho}[a_t, :, :] \quad (5c)$$

Based on the edge type a_t , we select an RNN (GEN-L, GEN-R, GEN-NX-L, or GEN-NX-R) accordingly. Computation of TreeRNN proceeds as follows:

$$H[:, 0] = \mathbf{0} \quad (6a)$$

$$x_t = W_e \cdot e(w'_t) \quad (6b)$$

$$h_t = f(W_{ih}^c \cdot x_t + W_{hh}^c \cdot H[:, t']) \quad (6c)$$

$$H[:, t] = h_t \quad (6d)$$

$$y_t = \text{softmax}(W_{ho}^c \cdot h_t) \quad (6e)$$

where f is the hidden layer activation function (we use tanh in our experiments). h_t is the hidden layer and y_t is the output layer. $e(w_t)^T \cdot y_t$ corresponds to the $P(w_t | \mathcal{D}(w_t))$ term in Equation (3). Note that $H[:, 0]$, the initial hidden layer in Equation (6a), can be also initialized to a vector with a small value such as 0.01. The training objective is negative log-likelihood (NLL):

$$J^{NLL}(\theta) = -\frac{1}{|S|} \sum_{S \in \mathcal{S}} \log P(S|T) \quad (7)$$

where \mathcal{S} refers to the training set (or a mini batch) and S to a sentence in \mathcal{S} and T to the dependency tree of S (see Equation (3)). Finally, we should also point out that although our model consists of four jointly trained RNNs, for a single training example the training and inference complexity is the same as a regular RNN, because at each time step only one RNN is working.

4.3 Labeled Dependency Model (LTreeRNN)

The model in the previous section does not take dependency labels into account. Labels provide valuable information with regard to the meaning

of sentences for at least two reasons. Firstly, they can potentially discriminate amongst dependency trees with otherwise very similar structure. To give an example, there are 28 unique incoming dependency labels for the word *mind* in one of our datasets.² The most frequent labels are POBJ, DOBJ, NSUB, ROOT, and CCOMP indicating that *mind* is often used as a verb in the corpus, but without explicit label information it would be difficult to distinguish between the verb and noun usages of *mind*. Secondly, trees with different structures, may be deemed similar if they have similar dependency labels.

To model the intuition above, we modify TreeRNN so as to consider dependency labels (in addition to words). The probability of a sentence S given a labeled tree T^L now becomes:

$$P(S|T^L) = \prod_{w \in \text{BFS}(T^L) \setminus \text{ROOT}} P(w|\mathcal{D}(w), \mathcal{B}(w)) \quad (8)$$

where $\mathcal{B}(w)$ denotes incoming dependency labels for words in $\mathcal{D}(w)$. We represent labeled trees by modifying Equation (4) as follows:

$$(l'_t \ w'_t \ a_t \ t' \ t \ w_t) \quad t = 1, \dots, n \quad (9)$$

where l'_t are the incoming labels of w'_t . $W_l \in \mathbb{R}^{q \times |L|}$ denotes a dependency label embedding matrix (q is the label embedding size and $|L|$ is the size of the label set L). $W_{lh} \in \mathbb{R}^{4 \times r \times q}$ denotes the four weight matrices between the label embedding layer and the hidden layer for the four RNNs. The weight matrices at time t are the same shown in Equation (5) with the addition of:

$$W_{lh}^c = W_{lh}[a_t, :, :] \quad (10a)$$

The labeled model is similar to the unlabeled TreeRNN (see Equation (6)), modulo the computation of the hidden layer h_t which additionally takes the label embedding b_t into account:

$$b_t = W_l \cdot e(l'_t) \quad (11a)$$

$$h_t = f(W_{ih}^c \cdot x_t + W_{lh}^c \cdot b_t + W_{hh}^c \cdot H[:, t']) \quad (11b)$$

where $e(l'_t)$ is the one hot vector of l'_t .

Analogously to the unlabeled model in Equation (8), the probability $P(w|\mathcal{D}(w), \mathcal{B}(w))$ corresponds to $e(w_t)^T \cdot y_t$ (see Equation (6)). The training objective for the labeled model is also negative log likelihood. We simply replace $P(S|T)$ in Equation (7) with $P(S|T^L)$.

²The MSR Sentence Completion corpus (see Section 5.3 for details).

4.4 Model Training

Computing the full softmax of the output layer can be very expensive, when a large vocabulary is used (e.g., more than 30K words). Class-based methods (Mikolov et al., 2011c) and noise-contrastive estimation (NCE; Gutmann and Hyvärinen (2012)) are often used to speedup training time. For large-scale experiments, we employ NCE which does not require repeated summations over the whole vocabulary and has been previously shown to work well for neural language models (Mnih and Teh, 2012; Vaswani et al., 2013).

The intuition behind NCE is to perform binary classification to discriminate between samples from the data distribution and samples from a noise distribution. The variance of the normalization term is minimized during training. We thus replace the normalized probability $P(w|\mathcal{D}(w_t))$ with the unnormalized probability $\hat{P}(w|\mathcal{D}(w_t))$ and treat \hat{Z} as a constant (w can be any word in V):

$$P(w|\mathcal{D}(w_t)) = e(w)^T \cdot y_t \quad (12a)$$

$$= \frac{\exp(W_{ho}^c[w, :] \cdot h_t)}{\sum_{i=1}^{|V|} \exp(W_{ho}^c[i, :] \cdot h_t)} \quad (12b)$$

$$\approx \hat{P}(w|\mathcal{D}(w_t)) \quad (12c)$$

$$\hat{P}(w|\mathcal{D}(w_t)) = \frac{\exp(W_{ho}^c[w, :] \cdot h_t)}{\hat{Z}} \quad (13)$$

where $\hat{P}(w|\mathcal{D}(w_t))$ is the estimated word distribution. Let $P_n(w)$ denote the noise word distribution. We assume that noise words are k times more frequent than real words (Mnih and Teh, 2012; Vaswani et al., 2013). Thus, words come from the distribution $\frac{1}{k+1} \hat{P}(w|\mathcal{D}(w_t)) + \frac{k}{k+1} P_n(w)$. Finally, the posterior probability of a word w being generated from the from the TreeRNN distribution ($P(D = 1|w, \mathcal{D}(w_t))$) or the noise distribution ($P(D = 0|w, \mathcal{D}(w_t))$) is:

$$P(D = 1|w, \mathcal{D}(w_t)) = \frac{\hat{P}(w|\mathcal{D}(w_t))}{\hat{P}(w|\mathcal{D}(w_t)) + kP_n(w)}$$

$$P(D = 0|w, \mathcal{D}(w_t)) = \frac{kP_n(w)}{\hat{P}(w|\mathcal{D}(w_t)) + kP_n(w)}$$

And the training objective now becomes:

$$J^{NCE}(\theta) = -\frac{1}{|S|} \sum_{T \in \mathcal{S}} \sum_{t=1}^{|T|} \left(\log P(D = 1|w_t, \mathcal{D}(w_t)) + \sum_{j=1}^k \log P(D = 0|\tilde{w}_{t,j}, \mathcal{D}(w_t)) \right)$$

where $\tilde{w}_{t,j}$ is a word drawn from the noise distribution $P_n(w)$. As in Mikolov et al. (2013b), we use smoothed unigram frequencies (exponentiating by 0.75) as the noise distribution $P_n(w)$. For simplicity, we set $\ln \hat{Z} = 9.5$ rather than learn it (Mnih and Teh, 2012; Vaswani et al., 2013; Chen et al., 2015), and use 20 negative samples.

4.5 Tree Generation

Previous work has shown that it is relatively straightforward to jointly train neural language models with other types of neural networks to perform tasks involving natural language generation such as translating sentences and generating descriptions for images (Kalchbrenner and Blunsom, 2013; Kiros et al., 2014; Zhang and Lapata, 2014; Sutskever et al., 2014; Cho et al., 2014; Vinyals et al., 2015). Typically, the output of a neural sentence model or neural image model serves as additional input (other than preceding words) to the neural language model. The generation starts with the beginning-of-sentence (BOS) token, and at each step, a word is sampled from the language model’s distribution. Generation terminates when the end-of-sentence (EOS) token is predicted.

In a similar fashion, TreeRNN can be jointly trained with other neural network models to perform any of the aforementioned generation tasks. TreeRNN generates a dependency tree which can be easily converted to a sentence by doing in-order traversal. Generation starts at the ROOT node. Then at each step, TreeRNN can generate a left/right dependent with GEN-L/GEN-R RNN or a left/right sibling with GEN-NX-L/GEN-NX-R RNN. Problematically, at generation time we do not know whether a node has dependents or siblings! We could easily address this at training time, by adding two artificial children for each node indicating the end of generation (EOG) on the left and right, respectively. At generation time, we would then stop generating dependent or siblings when the EOG token is predicted. Unfortunately this approach would render training computationally prohibitive for large datasets (a sentence with N words would correspond to a tree with $3N + 1$ nodes).

Instead, we use four binary classifiers to predict whether we should GENERATE-LEFT, GENERATE-RIGHT, GENERATE-NEXT-LEFT, or GENERATE-NEXT-RIGHT at each node using the TreeRNN hidden units h_t (see Equation (6c)) as features. Specifically, we use a trained TreeRNN

model to go through the training corpus and generate hidden units as input features; the corresponding class labels (i.e., 0 for generating a dependent and 1 for not generating one) are “read off” the dependency trees present in the training data. We use two-layer neural networks as the four classifiers (details on the classifiers are given in Section 5.4). Note that the predictions of the GENERATE-LEFT and GENERATE-RIGHT classifiers do *not* influence the predictions of the GENERATE-NEXT-LEFT and GENERATE-NEXT-RIGHT classifiers; the former classifiers determine whether to add a left/right dependent to the *current* node, whereas the latter determine whether to add a left/right dependent to the *parent of the current* node.

5 Experiments

In this section we present details on how our models were trained and experimental results on two evaluation tasks commonly used to assess the performance of language models. Specifically, in Section 5.2 we perform perplexity experiments on the well-known Penn Treebank (PTB; Marcus et al. (1993)) and the APNews dataset (Bengio et al., 2003). Section 5.3 presents our results on the Microsoft Research (MSR) Sentence Completion Challenge dataset (Zweig and Burges, 2012). We also illustrate the tree generation capabilities of our model in Section 5.4.

5.1 Training Details

In all our experiments, we trained labeled and unlabeled versions of TreeRNN with stochastic gradient descent without momentum on an Nvidia GTX 980 Graphic Card. We used a mini-batch size of 50 to 100. We initialized all parameters of our model with the uniform distribution between -0.2 to 0.2 . We used an initial learning rate of 0.3 or 0.1 for all experiments and validated the model per epoch on the validation set. In cases where there was no significant improvement in log-likelihood, we divided the learning rate by 2 or 1.5 per epoch until there was no improvement in log-likelihood again. It is well known that RNNs suffer from problems of exploding gradients; as a result, we rescaled the gradient g when the gradient norm $\|g\| > 5$ and set $g = \frac{5g}{\|g\|}$ (Pascanu et al., 2013; Sutskever et al., 2014). The word embedding size was set to $s = \min(100, r/2)$ where r is the hidden unit size. Label embedding size $q = 30$ when $s = 100$, otherwise $q = 15$.

5.2 Perplexity Evaluation

For the Penn Treebank dataset, following common practice, we trained on PTB sections 0–20 (1M words), used sections 21–22 for validation (80K words), and sections 23–24 (90K words) for testing. We report experiments on gold standard dependency trees. Specifically, we used the Stanford CoreNLP toolkit (Manning et al., 2014) to convert gold PTB phrase structure trees to dependencies. Previous work (Mikolov et al., 2011a) on this corpus follows a preprocessing regime with speech recognition in mind where punctuation is removed, words are lower-cased, numbers are normalized, and so on. We replaced words attested 5 times or less with UNK and normalized to lower case but did not remove punctuation. We obtained a vocabulary of 10K words. With regard to the APNews corpus (Bengio et al., 2003), the training set contains 14M words (sampled from the APW 1996 partition of the English Gigaword³), the validation set contains 1M words (sampled from APW 199501 to 199506) and the test set contains 1M words (sampled from APW 199507 to 199512). All our experiments on this corpus were conducted on automatic parse trees which we obtained with the Stanford CoreNLP toolkit. We used a vocabulary size of 22K.

Aside from experimenting with gold and automatic parse trees, we evaluated several other versions of our model: with and without dependency labels (LTreeRNN vs. TreeRNN), and using the full softmax during training or noise contrastive estimation (NCE). We compared these variants against modified Kneser-Ney 5-gram model (KN5), a representative n-gram backoff model, and a Recurrent Neural Network Language Model (Mikolov et al., 2011a), which has previously achieved substantial perplexity reductions over a wide range of language models. We used SRILM (Stolcke and others, 2002) and the RNNLM toolkit (Mikolov et al., 2011c) to implement these models.

We used perplexity to evaluate model performance. Perplexity computations typically take end of sentence (EOS) tokens into account, however there is no EOS in TreeRNN⁴ (see Equation (3)). For a fair comparison, EOS markers

³<https://catalog.ldc.upenn.edu/LDC2003T05>

⁴As mentioned in Section 4.5, we could have added an end of left and right child token to each node; however, we refrained from doing this as it would significantly increase computational complexity in the model.

	Models	# Hidden	Valid	Test
PTB	KN5	–	118	125
	RNN	250	110	115
	TreeRNN	100	77	81
	TreeRNN (NCE)	100	79	84
	LTreeRNN	100	69	74
	LTreeRNN (NCE)	100	73	78
APNews	KN5	–	126	118
	RNN	500	97	91
	TreeRNN	200	73	69
	TreeRNN (NCE)	300	77	74
	LTreeRNN	200	70	67
	LTreeRNN (NCE)	300	75	72

Table 1: Model perplexities on PTB APNews corpora. TreeRNN (and its variants) uses gold dependency trees on PTB and automatic dependency trees on APNews. Model sizes (# Hidden) are cross-validated on the validation set.

were not included in any of the datasets used in our experiments. This concerns both PTB and APNews in all partitions (training, validation, and test set), and all comparison models (TreeRNN, LTreeRNN, RNN, and KN5).

Another issue concerns the hidden unit size of the RNN models under consideration. There is no one-size fits all solution, and simply keeping the number of parameters identical across models does not necessarily entail a fair comparison (the same hidden unit size may be optimal for one model but lead to overfitting or underfitting for another). We therefore report test set results for the RNN and TreeRNN models with hidden unit sizes deemed optimal on the validation set. Specifically, we start from a small hidden unit size (i.e., 50 on the PTB and 100 on the APNews corpora) and progressively attempt to make the model larger until performance on the validation set no longer improves (perplexity reduction is less than 2). An exhaustive list of the hidden unit sizes we experimented with together with model performance on the validation set is presented in Appendix A.

Table 1 summarizes our perplexity results with models trained on PTB (1M words; gold dependencies) and APNews (14M words; automatic dependencies). As can be seen, hidden unit sizes vary with different amounts of training data. We generally observe that when models have access to more data, larger hidden units improve performance (Mikolov, 2012). The best performing RNN on PTB has 250 hidden units, and 500 on

APNews. TreeRNN obtains best results on PTB with 100 hidden units; on APNews, the hidden units increase to 200 (or 300 when NCE is employed). TreeRNN has approximately 2.26 times more parameters compared to RNN, assuming the hidden unit size is equal (see Appendix B for details on how we compute the number of parameters). Thus, the optimal RNN and TreeRNN models have comparable number of parameters on both PTB and APNews datasets (250 vs. 100 and 500 vs. 200; see Table 1).

Overall, TreeRNN and LTreeRNN obtain substantial perplexity reductions over KN5 and RNN. LTreeRNN yields slightly better perplexity which indicates that dependency labels help predict the target word. Perplexity reductions are also observed when using noise contrastive estimation (NCE rows in Table 1). NCE speeds up training (on PTB by a factor of 1.21 and on APNews by a factor of 1.95), at the expense of a slight degradation in perplexity. Interestingly, TreeRNN and LTreeRNN maintain a lead in perplexity over RNN and KN5 even when trained on automatically parsed trees which unavoidably contain errors. Our results give rise to two questions: (1) why is TreeRNN better than standard RNN, and (2) why would one expect TreeRNN to outperform⁵ other syntax-based language models?

There are at least two reasons for the superiority of TreeRNN over RNN. Firstly, as mentioned in Section 2, the average sequence length in TreeRNN is shorter compared to RNN, which makes the learning task easier. Secondly, as noted in other syntax-based language modeling work (Chelba and Jelinek, 2000; Roark, 2001; Chelba et al., 1997), in a tree-based model the context used to predict a word is more informative compared to a word-based model. For this reason, TreeRNN can more accurately capture important co-occurrences and transitions between words. With respect to the second question, a common trend in previous syntactic language modeling work was to manually engineer features representing tree structure, which may or may not have been optimal. In our model, feature engineering is delegated to the four RNNs which learn feature representations directly from data. Besides, the fact that these representations are continuous

⁵Although not strictly comparable, Emami et al. (2003), obtain a perplexity of 131 on PTB using a structured language model (Chelba and Jelinek, 2000) and feed-forward neural networks for parameter estimation.

might also be advantageous.

5.3 MSR Sentence Completion Challenge

We also applied our models to the MSR Sentence Completion Challenge dataset (Zweig and Burges, 2012). The challenge for a hypothetical system is to select the correct missing word for 1,040 SAT-style test sentences when presented with five candidate completions. The training set contains 522 novels from the Project Gutenberg which we preprocessed as follows. After removing the project Gutenberg headers and footers from the files, we tokenized and parse the dataset into dependency trees with the Stanford Core NLP toolkit (Manning et al., 2014). The resulting training set contains 49M words. We converted all words to lower case and replaced those occurring five times or less with UNK. The resulting vocabulary size was 65K. We randomly sampled 4,000 sentences from the training set as our validation set. We used our model to compute the probability of each test sentence. We then picked the candidate completion which produced the highest scoring sentence as our answer.

Several techniques have been already benchmarked on the MSR sentence completion dataset (Zweig and Burges, 2012; Zweig et al., 2012; Mikolov, 2012; Mnih and Teh, 2012). A combination of recurrent neural networks and the skip-gram model holds the state of the art achieving an accuracy of 58.9% (Mikolov et al., 2013a). The combination involves models trained on the original and filtered training data where frequent words are discarded. Models generally fare much worse than humans who achieve over 90% accuracy on this task (Zweig and Burges, 2012).

Table 2 presents a summary of our results together with previously published results. The top of the table presents models which employ techniques other than neural networks. These include a modified Kneser-Ney 5-gram model (Mikolov, 2012), LSA (Zweig and Burges, 2012), and two variants of the structured language model presented in Gubbins and Vlachos (2013). The LSA-based approach performs dimensionality reduction on the training data to obtain a 300-dimensional representation of each word. To decide which option to select, the average similarity of the candidate to every other word in the sentence is computed and the word with the greatest overall similarity is selected. The models presented in Gubbins and Vlachos (2013) use

Models	# Hidden	Acc (%)
KN5	—	40.0
LSA	—	49.0
UDepNgram	—	48.3
LDepNgram	—	50.0
RNN	300	45.0
RNNME	300	49.3
LBL	300	54.7
TreeRNN (NCE)	300	47.8
LTreeRNN (NCE)	300	47.5
Skip-gram	640	48.0
TreeRNN (NCE)	400	48.8
LTreeRNN (NCE)	400	47.1
U+LTreeRNN (NCE)	—	49.9

Table 2: Model accuracy on MSR sentence completion task.

maximum likelihood to estimate the probability of words given labeled and unlabeled dependency paths (LDepNgram and UDepNgram in Table 2) in combination with backoff smoothing (Brants et al., 2007). These models and KN5 calculate the probabilities assigned to each candidate sentence and choose the completion with the highest scores.

In the middle of Table 2 we present neural language models using a hidden unit size of 300. The comparison includes Mikolov et al.’s (2011a) recurrent neural network language model (RNN) and a variant which is jointly trained with a maximum entropy model with n-gram features (RN-NME). The log-bilinear model (LBL; Mnih and Teh (2012)) first predicts the representation of the next word by linearly combining the representations of the context words; the distribution for the next word is computed based on the similarity between the predicted representation and the representations of all words in the vocabulary. As in Section 5.2 we report results with two variants of our model using unlabeled and labeled dependencies (see TreeRNN and LTreeRNN in Table 2). Since we are dealing with a large vocabulary, we apply noise contrastive estimation (NCE) to all our models. Moreover, we only use automatically predicted dependency trees (there are no gold parses for the MSR dataset).

The bottom of Table 2 compares larger models and model combinations. Specifically, the skip-gram model (Mikolov et al., 2013a) learns distributed representations for words using a log-linear classifier to predict which words will appear

	Classifiers	Base (%)	Acc (%)
PTB	LEFT-EOG	72.15	84.17
	RIGHT-EOG	70.32	83.68
	NEXT-LEFT-EOG	78.87	85.96
	NEXT-RIGHT-EOG	82.87	90.26
MSR	LEFT-EOG	76.07	84.77
	RIGHT-EOG	67.16	85.27
	NEXT-LEFT-EOG	81.84	89.64
	NEXT-RIGHT-EOG	79.45	88.92

Table 3: Accuracy of End-of-Generation (EOG) classifiers on PTB and MSR test sets.

before and after the current word; it uses a hidden unit size of 640. We also present a labeled and unlabeled version of our model with a hidden unit size of 400 and their combination (U+LTreeRNN).

As can be seen from Table 2, the best performing individual model on this task is LBL. TreeRNN and LTreeRNN with 300 hidden units outperform KN5 and RNN, but fare slightly worse when compared to other models such as LSA, UDepNgram, and skip-gram. We conjecture that the hidden unit size is not big enough to adequately represent our training sample. Indeed, increasing the hidden unit size to 400 improves accuracy, at least for TreeRNN which is now close to LSA, and outperforms skip-gram and UDepNgram. We did not use any regularization technique during training and this may be the reason why the larger LTreeRNN (with 400 hidden units) did not outperform its smaller counterpart (with 300 hidden units). TreeRNN performs worse compared to RNNME (either with 300 or 400 units). In principle, our model can also be jointly trained with a ME model, however we leave this to future work. Finally, a combination of TreeRNN and LTreeRNN obtains accuracy superior to LSA, RNNME, UDepNgram, and comparable to LDepNgram. We combined TreeRNN and LTreeRNN by linearly interpolating the log probabilities they assigned to the candidate sentences. The interpolation weight was tuned on the development set. In sum, we observe that our model performs competitively against other neural language models modulo differences in datasets and training regimes. Also notice that no comparison model is able to perform tree generation of any kind.

5.4 Tree Generation Evaluation

In this section we demonstrate our model’s ability to generate dependency trees. We sampled depen-

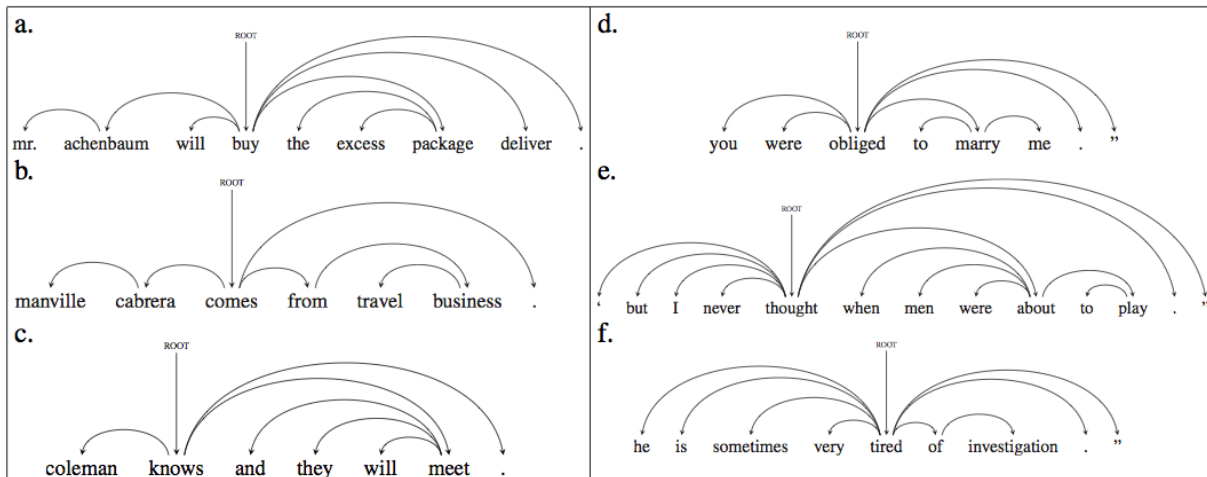


Figure 4: Dependency trees sampled from TreeRNN trained on the PTB (left) and MSR (right) datasets.

dependency trees from the PTB and MSR datasets using an unlabeled model (TreeRNN) trained with 100 hidden units on the former corpus and 400 on the latter. In both cases we used noise contrastive estimation during training.

As explained in Section 4.5, we trained four binary classifiers (LEFT-EOG, RIGHT-EOG, NEXT-LEFT-EOG, and NEXT-RIGHT-EOG) to predict if a node can continue to generate given the current hidden state (1 for can and 0 for cannot). In our case each classifier was a two-layer neural network.⁶ The hidden unit size of the two layers was 100 when generating trees from the PTB and 400 when the trees were sampled from the MSR dataset. The accuracy of the individual classifiers on the test set is shown in Table 3. For comparison we also show the performance of a baseline which always predicts 0, i.e., cannot generate (see Base column in Table 3).

Our classifiers outperform the baseline on both datasets, and achieve comparable accuracies despite being trained on corpora of different sizes, domains, and genres. Examples of generated trees from the PTB and the MSR models are shown in Figure 4. Trees (a)–(c) were sampled from the PTB, whereas trees (d)–(f) were sampled from the MSR corpus. As mentioned earlier, the model manages to capture the stylistic conventions of the training corpus. Sentences sampled from the MSR model tend to be more literary, whereas PTB sentences resemble the writing style of newspaper texts. Most of the dependencies in tree (a) in Figure 4 are correct, save *package* which is the

dependent of *deliver* rather than *buy*. Also note that *deliver* ought to have been a noun, (i.e., *delivery*) rather than a verb. Tree (b) is grammatical and the dependencies have also been correctly assigned. Tree (c) is an example of coordination; most dependencies have been identified correctly, except *and* which should have been the dependent of *knows*. MSR tree (d) is in direct speech and tree (e) in first person mimicking dialogue conventions in literary text. Tree (e) contains several dependency mistakes, especially in the subordinate clause *when men were about to play*. Finally, tree (f) is an example of a copula construction. The MSR model tends to end sentences with a full-stop followed by double quotation marks typically used by fiction writers to signal dialogue.

6 Conclusions

In this paper we proposed a recurrent neural network model, which is designed to predict a tree rather than a linear sequence. Experimental results on two language modeling tasks indicate that our model yields performance superior to conventional RNNs and is competitive to a range of neural language models some of which were specifically designed for the modeling tasks at hand. The ability of our model to generate dependency trees holds promise for text generation applications as well as for tasks operating over structural input. Although our experiments have focused exclusively on dependency trees, there is nothing inherent in our formulation that disallows its application to other types of tree structure (e.g., constituent trees or even taxonomies).

Recently, RNNs with Long Short-Term Mem-

⁶The networks were trained for 20 epochs each; we fixed the learning rate to 0.001 on PTB and 0.0003 on MSR.

Models	# Hidden	Valid
RNN	50	131
RNN	100	116
RNN	150	113
RNN	200	109.90
RNN	250	109.51
RNN	300	110.02
TreeRNN	50	82
TreeRNN	100	77
TreeRNN	150	79
TreeRNN	200	81
TreeRNN (NCE)	50	85
TreeRNN (NCE)	100	79
TreeRNN (NCE)	150	81
TreeRNN (NCE)	200	82
LTreerNN	50	72
LTreerNN	100	69
LTreerNN	150	70
LTreerNN	200	78
LTreerNN (NCE)	50	78
LTreerNN (NCE)	100	73
LTreerNN (NCE)	150	77
LTreerNN (NCE)	200	79

Table 4: Perplexity results (validation set); models trained on PTB (1M words; gold dependencies).

ory (LSTM) units (Hochreiter and Schmidhuber, 1997) have been applied to a variety of sequence modeling and prediction tasks demonstrating results superior to RNNs (Sak et al., 2014; Mikolov et al., 2014). Adapting our model so that it can work with LSTMs is an obvious next step. We would also like to extend TreeRNN to a bidirectional neural network (Schuster and Paliwal, 1997) which we believe would improve tree generation. For example, when generating the right dependents of a node, the information in the left dependents may be helpful and vice versa. Finally, we plan to use our model in a variety of applications such as sentence compression and simplification (Filippova et al., 2015), image description generation (Kiros et al., 2014; Vinyals et al., 2015), and notably machine translation (Sutskever et al., 2014; Cho et al., 2014).

Appendix A

Tables 4 and 5 show perplexity results (on the validation set) for RNN, TreeRNN, and LTreerNN with varying hidden unit sizes. Results are reported on the PTB and APNews datasets.

Appendix B

In this section demonstrate how we compute the number of parameters for the RNN and TreeRNN. We used the RNNLM toolkit (Mikolov et al.,

Models	# Hidden	Valid
RNN	100	127
RNN	200	110
RNN	300	102
RNN	400	98
RNN	500	97
TreeRNN	100	78
TreeRNN	200	72.77
TreeRNN	300	74
TreeRNN	250	72.96
TreeRNN (NCE)	100	87
TreeRNN (NCE)	200	79
TreeRNN (NCE)	300	77
TreeRNN (NCE)	350	78
LTreerNN	100	75
LTreerNN	200	70.00
LTreerNN	300	70.64
LTreerNN (NCE)	100	80
LTreerNN (NCE)	200	76
LTreerNN (NCE)	300	75

Table 5: Perplexity results (validation set); models trained on APNews (14M words; automatic dependencies).

2011c) with word classes which speeds up computation when working with large vocabularies. The number of parameters in the RNN is:

$$\begin{aligned}
 N_{para.}^{RNN} &= r \times |V| + r^2 + r \times N_{class} + r \times |V| \\
 &= 2 \times r \times |V| + r^2 + r \times N_{class}
 \end{aligned}$$

where r is the hidden unit size, $|V|$ is the vocabulary size and N_{class} is the number of classes for the output vocabulary ($N_{class} = 100$ in all our experiments).

The Number of parameters in TreeRNN is:

$$\begin{aligned}
 N_{para.}^{TreeRNN} &= s \times |V| + 4 \times s \times r + 4 \times r^2 \\
 &\quad + 4 \times r \times |V| \\
 &\leq 4.5 \times r \times |V| + 6 \times r^2
 \end{aligned}$$

where s is the word embedding size and $s \leq \frac{r}{2}$ (see Section 5.1). Therefore, $N_{para.}^{TreeRNN} \approx 2.26 \times N_{para.}^{RNN}$, when $|V| \in \{10K, 22K, 65K\}$ and $100 \leq r \leq 400$.

References

- [Auli et al.2013] Michael Auli, Michel Galley, Chris Quirk, and Geoffrey Zweig. 2013. Joint Language and Translation Modeling with Recurrent Neural Networks. In *Proceedings of the 2013 Conference on Empirical Methods in Natural Language Processing*, pages 1044–1054, Seattle, Washington, USA.
- [Bengio et al.1994] Yoshua Bengio, Patrice Simard, and Paolo Frasconi. 1994. Learning long-term de-

- pendencies with gradient descent is difficult. *Neural Networks, IEEE Transactions on*, 5(2):157–166.
- [Bengio et al.2003] Yoshua Bengio, Réjean Ducharme, Pascal Vincent, and Christian Janvin. 2003. A neural probabilistic language model. *The Journal of Machine Learning Research*, 3:1137–1155.
- [Brants et al.2007] Thorsten Brants, Ashok C. Popat, Peng Xu, Franz J. Och, and Jeffrey Dean. 2007. Large language models in machine translation. In *Proceedings of the 2007 Joint Conference on Empirical Methods in Natural Language Processing and Computational Natural Language Learning (EMNLP-CoNLL)*, pages 858–867, Prague, Czech Republic.
- [Chelba and Jelinek2000] Ciprian Chelba and Frederick Jelinek. 2000. Structured language modeling. *Computer Speech and Language*, 14(4):283–332.
- [Chelba et al.1997] Ciprian Chelba, David Engle, Frederick Jelinek, Victor Jimenez, Sanjeev Khudanpur, Lidia Mangu, Harry Printz, Eric Ristad, Ronald Rosenfeld, Andreas Stolcke, et al. 1997. Structure and performance of a dependency language model. In *Proceedings of the 5th European Conference on Speech Communication and Technology*, volume 4, pages 2775–2778. Rhodes, Greece.
- [Chen et al.2015] X Chen, X Liu, MJF Gales, and PC Woodland. 2015. Recurrent neural network language model training with noise contrastive estimation for speech recognition. In *In 40th IEEE International Conference on Acoustics, Speech and Signal Processing*, pages 5401–5405, Brisbane, Australia.
- [Cho et al.2014] Kyunghyun Cho, Bart van Merriënboer, Caglar Gulcehre, Dzmitry Bahdanau, Fethi Bougares, Holger Schwenk, and Yoshua Bengio. 2014. Learning phrase representations using rnn encoder–decoder for statistical machine translation. In *Proceedings of the 2014 Conference on Empirical Methods in Natural Language Processing*, pages 1724–1734, Doha, Qatar.
- [Elman1990] Jeffrey L Elman. 1990. Finding structure in time. *Cognitive science*, 14(2):179–211.
- [Emami et al.2003] Ahmad Emami, Peng Xu, and Frederick Jelinek. 2003. Using a connectionist model in a syntactical based language model. In *Proceedings of the IEEE International Conference on Acoustics, Speech, and Signal Processing*, pages 372–375, Hong Kong, China.
- [Filippova et al.2015] Katja Filippova, Enrique Alfonseca, Carlos A. Colmenares, Lukasz Kaiser, and Oriol Vinyals. 2015. Sentence compression by deletion with lstms. In *Proceedings of the 2015 Conference on Empirical Methods in Natural Language Processing*, pages 360–368, Lisbon, Portugal.
- [Gubbins and Vlachos2013] Joseph Gubbins and Andreas Vlachos. 2013. Dependency language models for sentence completion. In *Proceedings of the 2013 Conference on Empirical Methods in Natural Language Processing*, pages 1405–1410, Seattle, Washington, USA.
- [Gutmann and Hyvärinen2012] Michael U Gutmann and Aapo Hyvärinen. 2012. Noise-contrastive estimation of unnormalized statistical models, with applications to natural image statistics. *The Journal of Machine Learning Research*, 13(1):307–361.
- [Hochreiter and Schmidhuber1997] Sepp Hochreiter and Jürgen Schmidhuber. 1997. Long short-term memory. *Neural computation*, 9(8):1735–1780.
- [Hochreiter1998] Sepp Hochreiter. 1998. Vanishing gradient problem during learning recurrent neural nets and problem solutions. *International Journal of Uncertainty, Fuzziness and Knowledge-based Systems*, 6(2):107–116.
- [Kalchbrenner and Blunsom2013] Nal Kalchbrenner and Phil Blunsom. 2013. Recurrent Continuous Translation Models. In *Proceedings of the 2013 Conference on Empirical Methods in Natural Language Processing*, pages 1700–1709, Seattle, Washington, USA.
- [Kiros et al.2014] Ryan Kiros, Ruslan Salakhutdinov, and Rich Zemel. 2014. Multimodal neural language models. In *Proceedings of the 31st International Conference on Machine Learning*, pages 595–603, Beijing, China.
- [Kuhn and de Mori1990] Roland Kuhn and Renato de Mori. 1990. A cache based natural language model for speech recognition. *IEEE Transactions on Pattern Analysis and Machine Intelligence*, 12(6):570–583.
- [Manning et al.2014] Christopher D Manning, Mihai Surdeanu, John Bauer, Jenny Finkel, Steven J Bethard, and David McClosky. 2014. The stanford corenlp natural language processing toolkit. In *Proceedings of 52nd Annual Meeting of the Association for Computational Linguistics: System Demonstrations*, pages 55–60.
- [Marcus et al.1993] Mitch Marcus, Mary Ann Marcinkiewicz, and Beatrice Santorini. 1993. Building a large annotated corpus of english: the penn treebank. *Computational Linguistics*, 19(2):313–330.
- [Mikolov et al.2010] Tomas Mikolov, Martin Karafiát, Lukas Burget, Jan Cernocký, and Sanjeev Khudanpur. 2010. Recurrent Neural Network based Language Model. In *Proceedings of INTERSPEECH*, pages 1045–1048, Makuhari, Japan.
- [Mikolov et al.2011a] Tomas Mikolov, Anoop Deoras, Stefan Kombrink, Lukas Burget, and Jan Cernocký. 2011a. Empirical evaluation and combination of

- advanced language modeling techniques. In *Proceedings 11th Annual Conference of the International Speech Communication Association*, pages 605–608, Makuhari, Japan.
- [Mikolov et al.2011b] Tomas Mikolov, Anoop Deoras, Daniel Povey, Lukas Burget, and Jan Cernocky. 2011b. Strategies for Training Large Scale Neural Network Language Models. In *Proceedings of ASRU 2011*, pages 196–201, Hilton Waikoloa Village, Big Island, Hawaii, USA.
- [Mikolov et al.2011c] Tomas Mikolov, Stefan Kombrink, Lukas Burget, JH Cernocky, and Sanjeev Khudanpur. 2011c. Extensions of Recurrent Neural Network Language Model. In *Proceedings of the 2011 IEEE International Conference on Acoustics, Speech and Signal Processing*, pages 5528–5531, Prague, Czech Republic.
- [Mikolov et al.2013a] Tomas Mikolov, Kai Chen, Greg Corrado, and Jeffrey Dean. 2013a. Efficient estimation of word representations in vector space. In *Proceedings of the 2013 International Conference on Learning Representations*, Scottsdale, Arizona, USA.
- [Mikolov et al.2013b] Tomas Mikolov, Ilya Sutskever, Kai Chen, Greg S Corrado, and Jeff Dean. 2013b. Distributed Representations of Words and Phrases and their Compositionality. In *Advances in Neural Information Processing Systems*, pages 3111–3119, Lake Tahoe, Nevada, USA.
- [Mikolov et al.2014] Tomas Mikolov, Armand Joulin, Sumit Chopra, Michael Mathieu, and Marc’Aurelio Ranzato. 2014. Learning longer memory in recurrent neural networks. *arXiv preprint arXiv:1412.7753*.
- [Mikolov2012] Tomas Mikolov. 2012. *Statistical Language Models based on Neural Networks*. Ph.D. thesis, Brno University of Technology.
- [Mnih and Hinton2007] Andriy Mnih and Geoffrey Hinton. 2007. Three new graphical models for statistical language modelling. In *Proceedings of the 24th International Conference on Machine Learning*, pages 641–648, Corvallis, Oregon, USA.
- [Mnih and Teh2012] Andriy Mnih and Yee Whye Teh. 2012. A fast and simple algorithm for training neural probabilistic language models. In *Proceedings of the 29th International Conference on Machine Learning*, pages 1751–1758, Edinburgh, Scotland.
- [Pascanu et al.2013] Razvan Pascanu, Tomas Mikolov, and Yoshua Bengio. 2013. On the difficulty of training recurrent neural networks. In *Proceedings of the 31st International Conference on Machine Learning*, pages 1310–1318, Atlanta, Georgia, USA.
- [Pollack1990] Jordan B. Pollack. 1990. Recursive distributed representations. *Artificial Intelligence*, 1–2(46):77–105.
- [Roark2001] Brian Edward Roark. 2001. *Robust Probabilistic Predictive Syntactic Processing: Motivations, Models, and Applications*. Ph.D. thesis, Brown University, Providence, RI, USA. AAI3006783.
- [Rosenfeld1996] Roni Rosenfeld. 1996. A maximum entropy approach to adaptive statistical language modeling. *Computer Speech and Language*, 10:187–228.
- [Sak et al.2014] Haşim Sak, Andrew Senior, and Françoise Beaufays. 2014. Long short-term memory based recurrent neural network architectures for large vocabulary speech recognition. *arXiv preprint arXiv:1402.1128*.
- [Schuster and Paliwal1997] Mike Schuster and Kuldip K Paliwal. 1997. Bidirectional recurrent neural networks. *Signal Processing, IEEE Transactions on*, 45(11):2673–2681.
- [Sennrich2015] Rico Sennrich. 2015. Modelling and optimizing on syntactic n-grams for statistical machine translation. *Transactions of the Association for Computational Linguistics*, 3:169–182.
- [Shen et al.2008] Libin Shen, Jinxi Xu, and Ralph Weischedel. 2008. A new string-to-dependency machine translation algorithm with a target dependency language model. In *Proceedings of ACL-08: HLT*, pages 577–585, Columbus, Ohio, USA.
- [Socher et al.2011a] Richard Socher, Eric H. Huang, Jeffrey Pennington, Christopher D. Manning, and Andrew Ng. 2011a. Dynamic pooling and unfolding recursive autoencoders for paraphrase detection. In *Advances in Neural Information Processing Systems*, pages 801–809.
- [Socher et al.2011b] Richard Socher, Jeffrey Pennington, Eric H. Huang, Andrew Y. Ng, and Christopher D. Manning. 2011b. Semi-supervised recursive autoencoders for predicting sentiment distributions. In *Proceedings of the 2011 Conference on Empirical Methods in Natural Language Processing*, pages 151–161, Edinburgh, Scotland, UK.
- [Stolcke and others2002] Andreas Stolcke et al. 2002. Srilm—an extensible language modeling toolkit. In *Proceedings of the 7th International Conference on Spoken Language Processing*, Denver, Colorado.
- [Sutskever et al.2014] Ilya Sutskever, Oriol Vinyals, and Quoc VV Le. 2014. Sequence to sequence learning with neural networks. In *Advances in Neural Information Processing Systems*, pages 3104–3112.
- [Tai et al.2015] Kai Sheng Tai, Richard Socher, and Christopher D. Manning. 2015. Improved semantic representations from tree-structured long short-term memory networks. *arXiv preprint arXiv:1503.00075v3*.

- [Vaswani et al.2013] Ashish Vaswani, Yinggong Zhao, Victoria Fossom, and David Chiang. 2013. Decoding with large-scale neural language models improves translation. In *Proceedings of the 2013 Conference on Empirical Methods in Natural Language Processing*, pages 1387–1392, Seattle, Washington, USA.
- [Vinyals et al.2015] Oriol Vinyals, Alexander Toshev, Samy Bengio, and Dumitru Erhan. 2015. Show and tell: A neural image caption generator. In *The IEEE Conference on Computer Vision and Pattern Recognition*, Boston, Massachusetts, USA.
- [Yao et al.2013] Kaisheng Yao, Geoffrey Zweig, Meiyuh Hwang, Yangyang Shi, and Dong Yu. 2013. Recurrent neural networks for language understanding. In *Interspeech*, pages 2524–2528, Lyon, France.
- [Zhang and Lapata2014] Xingxing Zhang and Mirella Lapata. 2014. Chinese poetry generation with recurrent neural networks. In *Proceedings of the 2014 Conference on Empirical Methods in Natural Language Processing*, pages 670–680, Doha, Qatar.
- [Zhang2009] Ying Zhang. 2009. *Structured language models for statistical machine translation*. Ph.D. thesis, Johns Hopkins University.
- [Zweig and Burges2012] Geoffrey Zweig and Chris J.C. Burges. 2012. A challenge set for advancing language modeling. In *Proceedings of the NAACL-HLT 2012 Workshop: Will We Ever Really Replace the N-gram Model? On the Future of Language Modeling for HLT*, pages 29–36, Montréal, Canada.
- [Zweig et al.2012] Geoffrey Zweig, John C. Platt, Christopher Meek, Christopher J.C. Burges, Ainur Yessenalina, and Qiang Liu. 2012. Computational approaches to sentence completion. In *Proceedings of the 50th Annual Meeting of the Association for Computational Linguistics (Volume 1: Long Papers)*, pages 601–610, Jeju Island, Korea.