

Trisections of Lefschetz Pencils

DAVID T. GAY *

Euclid Lab, 160 Milledge Terrace, Athens, GA 30606
Department of Mathematics, University of Georgia, Athens, GA 30602

Email: d.gay@euclidlab.org

Abstract Donaldson [1] showed that every closed symplectic 4–manifold can be given the structure of a topological Lefschetz pencil. Gay and Kirby [2] showed that every closed 4–manifold has a trisection. In this paper we relate these two structure theorems, showing how to construct a trisection directly from a topological Lefschetz pencil. This trisection is such that each of the three sectors is a regular neighborhood of a regular fiber of the pencil. This is a 4–dimensional analog of the following trivial 3-dimensional result: For every open book decomposition of a 3-manifold M , there is a decomposition of M into three handlebodies, each of which is a regular neighborhood of a page.

AMS Classification 57M50; 57R45, 57R65

Keywords Lefschetz pencil, symplectic, 4-manifold, trisection, open book

1 Introduction

Recall the following two definitions (all manifolds are smooth and oriented and all maps, including coordinate charts, are smooth and orientation preserving):

Definition 1 A *topological Lefschetz pencil* on a closed 4-manifold X is a pair (B, π) where B is a nonempty finite collection of points and $\pi : X \setminus B \rightarrow S^2$ is a map satisfying:

- For each $u \in B$ there is a coordinate chart to \mathbb{C}^2 near u and an identification of S^2 with $\mathbb{C}P^1$ with respect to which π is the standard quotient map $\mathbb{C}^2 \setminus \{0\} \rightarrow \mathbb{C}P^1$. Points in B are called *base points* and B is the *base locus*.
- For every critical point $p \in X \setminus B$ of π , there is a coordinate chart to \mathbb{C}^2 near p and a coordinate chart to \mathbb{C} near $\pi(p)$ with respect to which π is the map $(z_1, z_2) \mapsto z_1^2 + z_2^2$. These points are called *Lefschetz singularities*.

*This work was supported by NSF grant DMS-1207721.

- Distinct Lefschetz singularities in X map to distinct values in S^2 . I.e. each singular fiber has exactly one singularity.

The *genus* h of (B, π) is the genus of a (noncompact) regular fiber $\pi^{-1}(q)$, for any regular value $q \in S^2$. If the coordinate charts as in property 1 above are closed balls U_1, \dots, U_b , then the fiber $\pi^{-1}(q) \cap (X \setminus (\mathring{U}_1 \cup \dots \cup \mathring{U}_b))$ is called a *compact fiber over q* , is denoted F_q , and when q is regular F_q is a compact surface of genus h with b boundary components.

Note that the closure of a noncompact regular fiber $\pi^{-1}(q)$ is a smooth closed surface $\pi^{-1}(q) \cup B$ of genus h , any two of which intersect transversely and positively at all base points.

Definition 2 A (g, k) -trisection of a closed 4-manifold X is a decomposition $X = X_1 \cup X_2 \cup X_3$ such that each $X_j \cong \natural^k S^1 \times B^3$, each $X_j \cap X_{j+1} \cong \natural^g S^1 \times B^2$ (indices taken mod 3) and $X_1 \cap X_2 \cap X_3 \cong \#^g S^1 \times S^1$.

Theorem 3 Given a 4-manifold X with a genus h topological Lefschetz pencil (B, π) , with $b = |B|$ points in the base locus, and l Lefschetz singular fibers, and given any three regular values $y_1, y_2, y_3 \in S^2$, there exists a (g, k) trisection of X , $X = X_1 \cup X_2 \cup X_3$, with $g = 2h + 2b + l - 1$ and $k = 2h + b - 1$, such that each X_j deformation retracts onto a compact fiber F_{y_j} over y_j .

It will be convenient in describing the relationships between various submanifolds to have the following definition:

Definition 4 We say that A is *retraction diffeomorphic* to B when A is a smooth, compact manifold with boundary, $B \subset A$ is a smooth, compact, codimension 0 submanifold with boundary, and there is a collar structure $(-\epsilon, 0] \times \partial A$ on a neighborhood of ∂A such that ∂B is transverse to the $(-\epsilon, 0]$ direction, so that A is diffeomorphic to B via a diffeomorphism which is a deformation retraction along the collar.

Proof Let $u_1, \dots, u_b \in B$ be the base points, and let U_1, \dots, U_b be B^4 neighborhoods of these points with complex coordinates (z_1, z_2) such that the map $\pi|_{U_i}: U_i \setminus \{u_i\} \rightarrow S^2 = \mathbb{C}P^1$ has the form $(z_1, z_2) \mapsto [z_1 : z_2]$, and such that each U_i is a ball of radius 1. We will first “trisect” $Y = X \setminus (\mathring{U}_1 \cup \dots \cup \mathring{U}_b)$ and then show how to extend this to all of X by filling in with a “trisection” of each U_i . Until further notice, we now use π to refer to $\pi|_Y: Y \rightarrow S^2$.

Let $p_1, \dots, p_l \in Y$ be the Lefschetz critical points, with images $q_i = \pi(p_i)$, and let $P_i \ni p_i$, resp. $Q_i \ni q_i$, be B^4 , resp. B^2 , neighborhoods such that

$\pi(P_i) = Q_i$, with local coordinates on P_i and Q_i with respect to which π has the form $(z_1, z_2) \mapsto z_1^2 + z_2^2$ and each of P_i and Q_i have radius 1. Assume that none of the Q_i 's contain any of the given regular values y_1, y_2 or y_3 , or the north or south poles of S^2 . Let y_+ refer to the north pole of S^2 and let y_- refer to the south pole.

Split S^2 into three bigons $S^2 = A_1 \cup A_2 \cup A_3$ intersecting at the north and south poles as in Figure 1, with $y_j \in \overset{\circ}{A}_j$, with each $q_i \in A_1 \cap A_3$, each Q_i contained in $A_1 \cup A_3$, and $A_1 \cap Q_i = \{z \mid \text{Im}(z) \leq 0\}$ and $A_3 \cap Q_i = \{z \mid \text{Im}(z) \geq 0\}$.

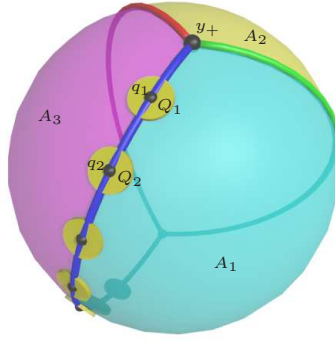


Figure 1: “Trisection” of S^2 .

Let $P'_i = \{|(z_1, z_2)| \leq 1/2\} \subset P_i$ be the 4-ball of radius $1/2$ inside the 4-ball P_i of radius 1. We carefully connect each P'_i to $\pi^{-1}(A_2)$ as follows. For each $i = 1, \dots, l$, consider an embedding of a rectangle $\rho_i: [-\epsilon, \epsilon] \times [\epsilon, 1] \rightarrow S^2$ (for suitably small $\epsilon > 0$) as illustrated in Figure 2, such that:

- (1) For all $t \in [\epsilon, 1/2 + \epsilon]$, $\rho_i(s, t) = s + ti \in Q_i$, using the complex coordinate on Q_i with respect to which π is $(z_1, z_2) \mapsto z_1^2 + z_2^2$.
- (2) $\rho_i(0, 3/4) = y_+$, the north pole
- (3) For $t \in [\epsilon, 3/4]$, $\rho_i(0, t)$ is an embedded path in $A_1 \cap A_3$
- (4) For $t \in [3/4, 1]$, $\rho_i(0, t)$ is embedded in A_2 .
- (5) The decomposition $S^2 = A_1 \cup A_2 \cup A_3$ splits the rectangle $R = [-\epsilon, \epsilon] \times [0, 1]$ into two trapezoids R_1 and R_3 and a pentagon R_2 , with $R_1 \cap R_3 = \{0\} \times [0, 3/4]$, $R_1 \subset [-\epsilon, 0] \times [0, 1]$ and $R_3 \subset [0, \epsilon] \times [0, 1]$, exactly as in Figure 2.

Now lift this to an embedding $\tau_i: B_\epsilon^2 \times [-\epsilon, \epsilon] \times [1/4, 1] \rightarrow Y$ such that $\pi(\tau_i(x, y, s, t)) = \rho_i(s, t)$, arranging also that all the τ_i 's have disjoint images.

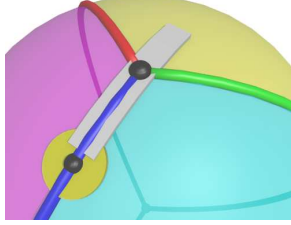


Figure 2: The rectangle ρ_1 in S^2 .

Finally, let $N_i = \tau_i(B_\epsilon^2 \times [-\epsilon, \epsilon] \times [1/4, 1]) \cup U_i$; this is a thin finger sticking out of $\pi^{-1}(X_2)$ with the ball U_i stuck to the end. The part of each finger that is outside $\pi^{-1}(A_2)$ is evenly split, with half in $\pi^{-1}(A_1)$ and half in $\pi^{-1}(A_3)$.

Now we define the trisection of Y as follows:

- (1) $Y_1 = \pi^{-1}(A_1) \setminus (\mathring{N}_1 \cup \dots \cup \mathring{N}_l)$
- (2) $Y_2 = \pi^{-1}(A_2) \setminus (\mathring{N}_1 \cup \dots \cup \mathring{N}_l)$
- (3) $Y_3 = \pi^{-1}(A_3) \cup N_1 \cup \dots \cup N_l$

It is not hard to see that each Y_j is retraction diffeomorphic to a tubular neighborhood of $\pi^{-1}(y_j)$, and is hence diffeomorphic to $B^2 \times F_{h,b}$, where $F_{h,b}$ is a compact surface of genus h with b boundary components. Note that $B^2 \times F_{h,b} \cong \natural^{2h+b-1} S^1 \times B^3$. We need to understand the pairwise and triple intersections.

The pairwise intersection $Y_1 \cap Y_2$ is the boundary connected sum of $\pi^{-1}(A_1 \cap A_2) \cong F_{h,b} \times [0, 1]$ with one solid torus in the boundary of each P'_i . The Morse function $Im(z_1^2 + z_2^2)$ on $\partial P'_i \cong S^3$ splits $\partial P'_i$ into two solid tori, one in A_1 and one in A_3 , and the one in A_1 is connected back to $\pi^{-1}(A_1 \cap A_2)$ along the boundary of the tubular neighborhood ν_i . Thus $Y_1 \cap Y_2 \cong \natural^{2h+l+b-1} S^1 \times B^2$, and the same argument holds for $Y_3 \cap Y_2$.

To understand $Y_1 \cap Y_3$, consider a meridian line $m \subset S^2$ from the north pole y_+ to the south pole y_- , parallel and close to $A_1 \cap A_3$, just inside A_1 and outside the Q_i 's. Then $\pi^{-1}(m) \cong \pi^{-1}(y_+) \times [0, 1] \cong F_{h,b} \times [0, 1] \cong \natural^{2h+b-1} S^1 \times B^2$; this is illustrated in Figure 3. If we rotate m towards the meridian line $A_1 \cap A_3$, we see $Y_1 \cap Y_3$ as diffeomorphic to the complement in $\pi^{-1}(m) \cong F_{h,b} \times [0, 1] \cong \natural^{2h+b-1} S^1 \times B^2$ of a collection of l solid tori, each connected to $\pi^{-1}(y_+) \cong F_{h,b} \times \{0\}$ by a tube. Each of these solid tori in $F_{h,b} \times [0, 1]$ is a tubular neighborhood of a simple closed curve in a surface $F_{h,b} \times \{t_i\}$ for some $t_i \in [0, 1]$

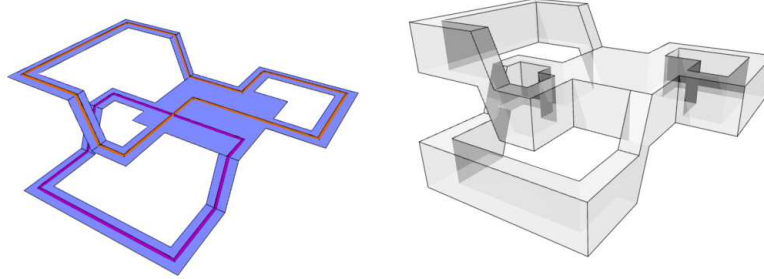


Figure 3: On the left, $\pi^{-1}(y_+) \cong F_{h,b}$; here we have also drawn two curves which will be important in the following figure. On the right, $\pi^{-1}(m) \cong F_{h,b} \times [0, 1]$.

(corresponding to $q_i \in A_1 \cap A_3$); these solid tori (horizontal) and connecting tubes (vertical posts) are illustrated in Figure 4. The complement of these solid-

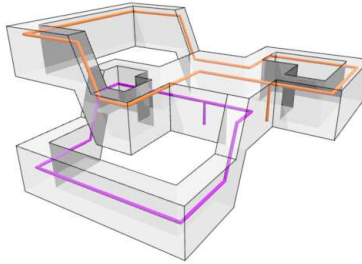


Figure 4: Solid tori and posts in $F_{h,b} \times [0, 1]$; the complement of the solid tori and posts is $Y_1 \cap Y_3$.

tori-with-posts is in fact a solid handlebody diffeomorphic to $\natural^{2h+l+b-1} S^1 \times B^2$ for the following reason: Removing each solid-torus-with-post is the same as removing a single thickened arc which starts on $F_{h,b} \times \{0\}$, goes up to $F_{h,b} \times \{t_i\}$ parallel to the post, goes around the loop in $F_{h,b}$ without quite closing up, then goes back to $F_{h,b} \times \{0\}$ parallel to the tube. Removing these thickened arcs one by one, starting from the highest one, the largest value of t_i , corresponds to adding 1-handles one by one to $F_{h,b} \times [0, 1]$ because each of these arcs is

boundary parallel in the complement of the higher arcs; see Figure 5

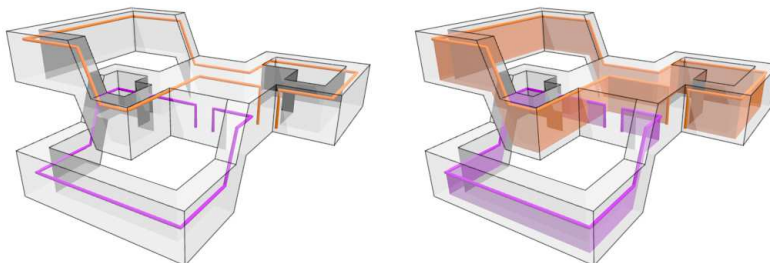



Figure 5: Seeing that $Y_1 \cap Y_3$ is a handlebody. On the left we see $Y_1 \cap Y_3$ as the complement of arcs in $F_{g,b} \times [0, 1]$, and on the right we see that these arcs can be ordered so that each is boundary parallel in the complement of the preceding arcs.

The triple intersection $Y_1 \cap Y_2 \cap Y_3$ lies entirely in $\pi^{-1}(A_1 \cap A_3)$, and is equal to the connected sum of $\pi^{-1}(A_1 \cap A_2 \cap A_3) \cong F_{h,b} \times \{y_+, y_-\}$ with l copies of T^2 (the connected sum happening on the $F_{h,b} \times \{y_+\}$ component). Each of the T^2 's is a separating T^2 in $\partial P_i \cong S^3$. Thus $Y_1 \cap Y_2 \cap Y_3 \cong F_{h,b} \amalg F_{h+l,b}$.

Now we need to fill in the neighborhoods U_i of the base points $u_i \in B$. We will do the same thing in each U_i , so we will drop the subscript i and simply look at one neighborhood $U = B^4$. On $\partial B^4 = S^3$, we have $S^3 = (S^3 \cap Y_1) \cup (S^3 \cap Y_2) \cup (S^3 \cap Y_3)$ where each $S_j^3 = S^3 \cap Y_j$ is $(\pi|_{S^3})^{-1}(A_j)$. But $\pi|_{S^3}$ is just the Hopf fibration $S^3 \rightarrow S^2$, and we see a decomposition of S^3 into three solid torus neighborhoods, S_1^3 , S_2^3 and S_3^3 , of three Hopf fibers, and these three neighborhoods have triple intersection equal to a Hopf link and pairwise intersections equal to annulus pages of the Hopf open book decomposition of S^3 for this Hopf link. This is illustrated in Figure 6a. We now need to extend this decomposition to all of B^4 .

We describe the extension of $S^3 = S_1^3 \cup S_2^3 \cup S_3^3$ to $B^4 = B_1^4 \cup B_2^4 \cup B_3^4$ as a 1-parameter family of decompositions of concentric S^3 's in B^4 , i.e. as a movie as we shrink the S^3 from ∂B^4 to the center. As we shrink the S^3 , we will consecutively pinch each solid torus $S_j^3 \cong S^1 \times B^2$ to a 3-ball with a rectangle attached, as in Figure 6b. The 3-ball is what we see of B_j^4 at this radius, while the rectangle becomes part of $B_{j-1}^4 \cap B_{j+1}^4$ at this radius (and further



(a) Trisection of $S^3 = \partial U_i$

(b) After pinching.

Figure 6: The trisection of $S^3 = \partial U_i$ into three solid tori. Here we focus on what is happening near one of these solid tori. The colors identify the three annular pages of the Hopf open book which are also the three pairwise intersections $S_1^3 \cap S_2^3$, $S_2^3 \cap S_3^3$ and $S_3^3 \cap S_1^3$. Black is the triple intersection, a Hopf link, and the solid tori themselves are the regions between the annuli. On the right we have pinched one of the solid tori S_j^3 to a ball and a rectangle; here red and blue have changed from annuli to disks while green has changed from an annulus to a genus 1 surface with 1 boundary component

inwards). After pinching each solid torus, we are left with a radius at which we have three B^3 's intersecting in pairs along B^2 's and with triple intersection an unknot, and this continues to the center. The upshot is that each B_j^4 is a copy of $S^1 \times B^3$ with half of its boundary ($S^1 \times B^2$) on $\partial B^4 = S^3$ and the other half in the interior. The pairwise intersections $B_j^4 \cap B_{j+1}^4$ are genus 2 handlebodies with their boundaries split as an annulus $S_j^3 \cap S_{j+1}^3$ on ∂B^4 and a genus 1 surface with 2 boundary components properly embedded in B^4 . The triple intersection is this properly embedded genus 1 surface with 2 boundary components.

So now we extend the decomposition $Y = Y_1 \cup Y_2 \cup Y_3$ to an honest trisection $X = X_1 \cup X_2 \cup X_3$ by attaching each B_j^4 in each $B^4 = U_i$ to Y_j . This does not change the topology of the 4-dimensional pieces, and in fact we see that X_j is retraction diffeomorphic to Y_j via a retraction along each B_j^4 , and thus $X_j \cong \mathbb{H}^{2h+b-1} S^1 \times B^3$. However, $X_j \cap X_{j+1}$ is not diffeomorphic to $Y_j \cap Y_{j+1}$; the difference is that we have attached genus 2 handlebodies along annuli in $\partial(Y_j \cap Y_{j+1})$, which really means that we have attached one 3-dimensional 1-handle for each base point. Thus $X_j \cap X_{j+1} \cong \mathbb{H}^{2h+2l+b-1} S^1 \times B^2$, and similarly $X_1 \cap X_2 \cap X_3 \cong \#^{2h+2l+b-1} S^1 \times S^1$. (Alternatively, for $X_1 \cap X_2 \cap X_3$, recall that $Y_1 \cap Y_2 \cap Y_3 \cong F_{h,b} \amalg F_{h+l,b}$. Filling in the trisection of one U_i connects one boundary component of $F_{h,b}$ with one boundary component of $F_{h+l,b}$ via a genus 1 surface with 2 boundary components, ultimately producing a genus $h + (h + l) + l + (b - 1)$ surface.)

Finally, note that each Y_j deformation retracts onto the compact fiber $(\pi|_Y)^{-1}(y_j) \subset Y$, and hence so does each X_j . But as constructed, X_j is not a tubular neighborhood of the full noncompact fiber $\pi^{-1}(y_j) \subset X$.

□

Remark 5 This theorem as stated is not in fact sensitive to the orientations involved in the local models in the definition of “Lefschetz pencil”, so that the theorem holds for “achiral Lefschetz pencils” as well. The achirality may be interpreted as removing the orientation constraints at either the base points or the critical points.

Remark 6 We have stated this theorem in the honest Lefschetz pencil case, not the achiral case, simply because the main motivation is to work toward a notion of a “symplectic trisection”.

Remark 7 Running the construction above in the case of the pencil of lines in $\mathbb{C}P^2$ yields the standard trisection of $\mathbb{C}P^2$ into three B^4 's meeting in pairs along solid tori, coming from the toric structure on $\mathbb{C}P^2$, as described in [2].

Remark 8 This theorem does *not* hold for Lefschetz fibrations. The essential problem is that we have closed fibers, and a regular neighborhood of a closed surface is not a 1–handlebody.

Remark 9 We have not addressed the question of how to draw a trisection *diagram* for a trisection coming from a Lefschetz pencil. Also note that the phrase “vanishing cycle” does not appear in the proof above. Obviously a description of the pencil in terms of vanishing cycles will be sufficient to reproduce the trisection diagram. This remains to be worked out in detail, but a sketch of the method is as follows: In fact, vanishing cycles did appear in this proof, they are the simple closed curves in parallel copies $F_{h,b} \times \{t_i\} \subset F_{h,b} \times [0, 1]$ of the compact fiber $F_{h,b}$, as in Figure 4. Each vanishing cycle is connected to $F_{h,b} \times \{0\}$ with a post, and the complement is $Y_1 \cap Y_3$. We can then see directly the surface $Y_1 \cap Y_2 \cap Y_3$ as part of the boundary of this complement (the top by itself, and the bottom with the boundaries of the posts and solid tori). From the picture of $Y_1 \cap Y_3$ we can see which curves bound disks in $Y_1 \cap Y_3$. To see which curves bound disks in $Y_1 \cap Y_2$ and $Y_2 \cap Y_3$, we have meridian and $(1, 1)$ –curve pairs on each of the solid tori, and the remaining curves come in parallel pairs. Finally, when we extend to the trisection $X = X_1 \cup X_2 \cup X_3$, we get meridian, longitude and $(1, 1)$ -curve on each of the new $S^1 \times S^1$ summands of the central surface.

References

- [1] S. K. Donaldson. Lefschetz pencils on symplectic manifolds. *J. Differential Geom.*, 53(2):205–236, 1999.
- [2] D. T. Gay and R. Kirby. Trisecting 4-manifolds. *ArXiv e-prints*, May 2012.