

Towards a spin-ensemble quantum memory for superconducting qubits

C. Grezes¹, Y. Kubo¹, B. Julsgaard², T. Umeda³, J. Isoya⁴, H. Sumiya⁵, H. Abe⁶, S. Onoda⁶, T. Ohshima⁶, K. Nakamura⁷, I. Diniz⁸, A. Auffeves⁸, V. Jacques^{9,10}, J.-F. Roch¹⁰, D. Vion¹, D. Esteve¹, K. Mølmer², and P. Bertet¹

¹*Quantronics group, Service de Physique de l'Etat Condensé,
DSM/IRAMIS/SPEC, CNRS UMR 3680,
CEA Saclay, 91191 Gif-sur-Yvette, France*

²*Department of Physics and Astronomy, Aarhus University,
Ny Munkegade 120, DK-8000 Aarhus C, Denmark.*

³*Institute of Applied Physics, University of Tsukuba, Tsukuba 305-8573, Japan*

⁴*Research Center for Knowledge Communities,
University of Tsukuba, Tsukuba 305-8550, Japan*

⁵*Sumitomo Electric Industries Ltd., Itami 664-001, Japan*

⁶*Japan Atomic Energy Agency, Takasaki 370-1292, Japan*

⁷*Energy System Research Institute, Fundamental Technology Department,
Tokyo Gas Co., Ltd., Yokohama, 230-0045, Japan*

⁸*Institut Néel, CNRS, BP 166, 38042 Grenoble, France*

⁹*Laboratoire Charles Coulomb, Universit de
Montpellier and CNRS, 34095 Montpellier, France and*

¹⁰*Laboratoire Aimé Cotton, CNRS, Universit
Paris-Sud and ENS Cachan, 91405 Orsay, France*

(Dated: March 6, 2022)

Abstract

This article reviews efforts to build a new type of quantum device, which combines an ensemble of electronic spins with long coherence times, and a small-scale superconducting quantum processor. The goal is to store over long times arbitrary qubit states in orthogonal collective modes of the spin-ensemble, and to retrieve them on-demand. We first present the protocol devised for such a multi-mode quantum memory. We then describe a series of experimental results using NV center spins in diamond, which demonstrate its main building blocks: the transfer of arbitrary quantum states from a qubit into the spin ensemble, and the multi-mode retrieval of classical microwave pulses down to the single-photon level with a Hahn-echo like sequence. A reset of the spin memory is implemented in-between two successive sequences using optical repumping of the spins.

Superconducting qubits are attractive candidates for quantum information processing because of their flexibility and rapid single- and two-qubit gates [1], but compared to microscopic systems they suffer from short coherence times. This suggests to combine the two types of systems in a hybrid quantum device, where microscopic entities with long coherence times act as a quantum memory to complement a small-scale quantum processor made of superconducting qubits [2, 3]. To be truly useful in a quantum computer, a quantum memory should behave as an ideal n -qubit register, with $n \gg 1$. It should be possible to re-initialize the memory (reset step), to transfer arbitrary qubit states $|\psi_i\rangle$ into each register (write step), store them over long times, and finally transfer back on-demand one of the states into the processor when needed for running the algorithm, while keeping the others in the memory (read step).

Spins in crystals are ideally suited to implement these ideas, as already demonstrated in optical quantum memories [4]. Large ensembles of N spins offer as many orthogonal degrees of freedom, which can be exploited to store many qubit states in parallel. Various different systems are being investigated for this purpose: rare-earth ions in silicate crystals [5], donor spins in silicon [6], ... In this work we will focus on Nitrogen-Vacancy (NV) color centers in diamond as the storage medium. NV centers have coherence times that can reach seconds [7] and can be actively reset in the spin ground state by optical repumping [8]. In our quantum memory project, the interaction between the qubits and the NV ensemble is mediated by a superconducting resonator used as a quantum bus, which is electrically coupled to the qubits, and magnetically coupled to the spins (see Fig. 1). The goal of this article is to review the experimental progress towards the implementation of the memory protocol [9] described below.

I. QUANTUM MEMORY PROTOCOL

Our memory protocol [9] is inspired by related work on optical quantum memories [10, 11], adapted to the requirements of a circuit quantum electrodynamics (cQED) setup (see also [5, 12]), which implies in particular working at millikelvin temperatures and microwave frequencies. As shown in Fig. 1, the qubit and spin ensemble are embedded inside the quantum bus microwave resonator. From numerous experiments in circuit QED (see for instance [13]), it is well known that the state of a qubit can be transferred with high fidelity

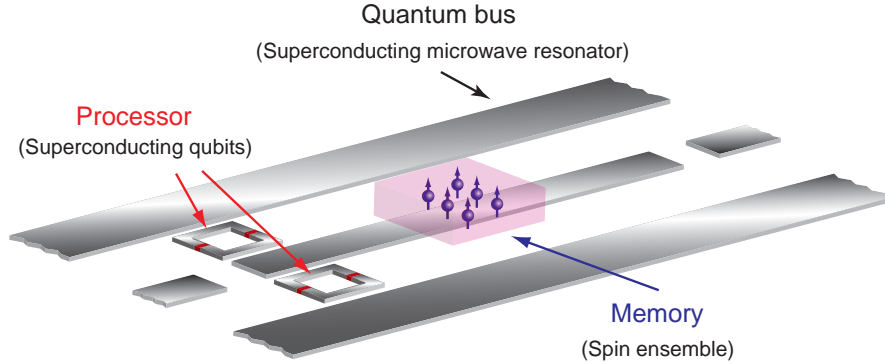


FIG. 1. Concept of a hybrid quantum processor combining a two-qubit processor and a spin ensemble multimode quantum memory. The exchange of quantum states between the processor and the memory is implemented by a superconducting microwave resonator used as a quantum bus, which is coupled electrically to the qubits and magnetically to the spins.

into the photonic state of the resonator; we will therefore exclusively focus on the issue of quantum state transfer between the resonator and the spin ensemble. We thus assume that the resonator receives a well-defined state $|\psi\rangle = \alpha|0\rangle + \beta|1\rangle$ (with $|n\rangle$ the n -photon Fock state) from the quantum processor (QuP), and our goal is to store this state into the long-lived spin ensemble. For simplicity, we will focus here on the case of a single-photon Fock state as input state $|\psi\rangle = |1\rangle$ - since the protocol is phase-preserving, a successful storage of $|1\rangle$ implies the same for arbitrary states. We will use the possibility offered in circuit QED to design and operate resonators whose frequency [14, 15] and quality factor [16, 17] can be dynamically tuned by inserting SQUIDS in the resonator or in the coupling circuit to the measurement line.

It is useful here to introduce a few elements of modelling for the coupling of an ensemble of N emitters (the spins in our case), of frequency ω_j , to a single resonator mode, of frequency ω_r , with a coupling constant g_j , described by the Hamiltonian $H/\hbar = \omega_r a^\dagger a + \sum_j (\omega_j/2) \sigma_{z,j} + \sum_j g_j (a \sigma_{+,j} + a^\dagger \sigma_{-,j})$, a being the resonator annihilation operator, and σ_j the Pauli operators associated to spin j . As long as the number of excitations is small compared to N , it is possible to replace the spin operators $\sigma_{-,j}$ by bosonic operators s_j . Introducing the *bright* mode operator $b = (\sum_j g_j s_j)/g_{ens}$, with $g_{ens} = \sqrt{\sum_j g_j^2}$, the Hamiltonian can be rewritten as $H/\hbar = \omega_r a^\dagger a + \sum_j \omega_j s_j^\dagger s_j + g_{ens} (ab^\dagger + a^\dagger b)$. Denoting $|G\rangle$ the collective ground state of the ensemble, and $|E\rangle = b^\dagger |G\rangle$ the first excited state of the bright mode, one sees that

the state $|1, G\rangle$ (1 photon in the resonator) is coupled to the state $|0, E\rangle$ with a strength g_{ens} collectively enhanced by a factor \sqrt{N} compared to the coupling of a single spin. In the presence of inhomogeneous broadening, characterized by the width Γ of the distribution of resonance frequencies $\rho(\omega) = \sum |g_j|^2 \delta(\omega - \omega_j)$, the state $|0, E\rangle$ is not an energy eigenstate and hence is not stationary. Instead it decays towards the other $N - 1$ single-excitation states of the spin-ensemble manifold (called *dark* modes because they are de-coupled from the radiation field) in a characteristic time called the Free-Induction Decay (FID) time $T_2^* = \Gamma^{-1}$ [18, 19].

The quantum memory protocol proceeds in two distinct steps (see Fig. 2a). In the first step (*write*), the spin ensemble and resonator are tuned into resonance. If the collective coupling strength satisfies the strong coupling condition $g_{ens} \gg \kappa, \Gamma$, with $\kappa = \omega_r/Q$ the resonator energy decay rate and Q its quality factor, the microwave photon in the cavity is coherently absorbed by the spin ensemble as an elementary excitation of the bright mode $|E\rangle$. After a time of the order of a few T_2^* , the bright mode excitation is redistributed over the dark modes, a new incoming quantum state can be written into the bright state mode. In this way, a large number of quantum states can be sequentially written into the orthogonal modes of the ensemble.

The second step (*read*) consists in recovering on-demand one desired state out of the ensemble (without perturbing the storage of all the others). This is achieved using a refocusing sequence (see Fig. 2b), based on the principle of the Hahn echo [20]: the FID of a transverse magnetization created at time $t = 0$ by a microwave pulse, due to the spread in resonance frequency of the spins, can be reversed by applying a π pulse to the spins at a later time τ that effectively acts as a time reversal and causes the spins to return in phase at time 2τ , leading to the emission of an echo with a well-defined phase and amplitude relation with the initial pulse. This sole idea is however not sufficient for retrieving a single photon with high fidelity. Indeed an echo generated in this way cannot reproduce faithfully the quantum statistics of the initial microwave field state because the π pulse inverts the spin excitation, and an inverted spin ensemble is an amplifying medium which unavoidably will add extra noise to the emitted photon [21].

In order to reach the quantum regime, one possibility is to use a sequence of two π pulses, in which case the initial quantum states can indeed be recovered with high-fidelity within the second echo since the spin ensemble is then no longer inverted. However this requires

actively suppressing the leakage of the stored quantum information during the first echo. In optical quantum memories, such an echo silencing can be performed by applying reversible electric field gradients [11], or using propagation effects [10]. In cQED, one can instead detune the resonator frequency ω_r from the spin frequency ω_s during the first echo to avoid emission, and re-tune it in resonance with the spins only at the time at which the second echo is expected [5, 9, 22]. Note that this idea is straightforwardly extended to the case where several quantum states are stored sequentially in the ensemble; tuning ω_r to ω_s only at the time of the echo i allows then an on-demand retrieval of state $|\psi_i\rangle$ while keeping the other states unperturbed in the memory. Silencing the first echo is actually not entirely sufficient to solve the issues linked to the inversion of the spin ensemble by the first π -pulse. Another threat arises from the fact that an inverted spin ensemble can desexcite itself much faster than the spontaneous emission rate of an individual spin, a phenomenon known as superradiance. Superradiance occurs only if the strong coupling criterion is satisfied [23]; therefore, during all the time that the spin ensemble is inverted the system should be in the weak coupling regime in order to stabilize the ensemble. In our protocol we propose to achieve this by increasing dynamically the cavity damping rate κ ; this makes it possible to switch between the strong and weak coupling regimes in the course of the experiment, as required for high-fidelity *write* and *read* steps.

The storage time of such a quantum memory is ultimately limited by the time T_2 at which the spin coherence is lost. Since the write step duration for a given quantum state is $\approx T_2^*$, one sees that approximately T_2/T_2^* quantum states can be separately stored in the memory. This number can reach $10^2 - 10^3$ in many systems. The fidelity of this protocol was calculated numerically in [9], and was shown to reach up to 80% using realistic values for the physical parameters (see Fig. 2c).

II. NV CENTERS IN DIAMOND

NV centers are diamond defects consisting of a substitutional nitrogen atom (N) sitting next to a vacancy (V) of the diamond lattice (see Fig. 3a). In their negatively-charged state (NV^-), NV centers have very interesting electronic properties arising from their peculiar energy level scheme [24]. First, the electronic ground state of the NV is a spin-triplet $S = 1$, with a zero-field splitting $D/2\pi = 2.88$ GHz between states $m_S = \pm 1$ and $m_S = 0$, quantized

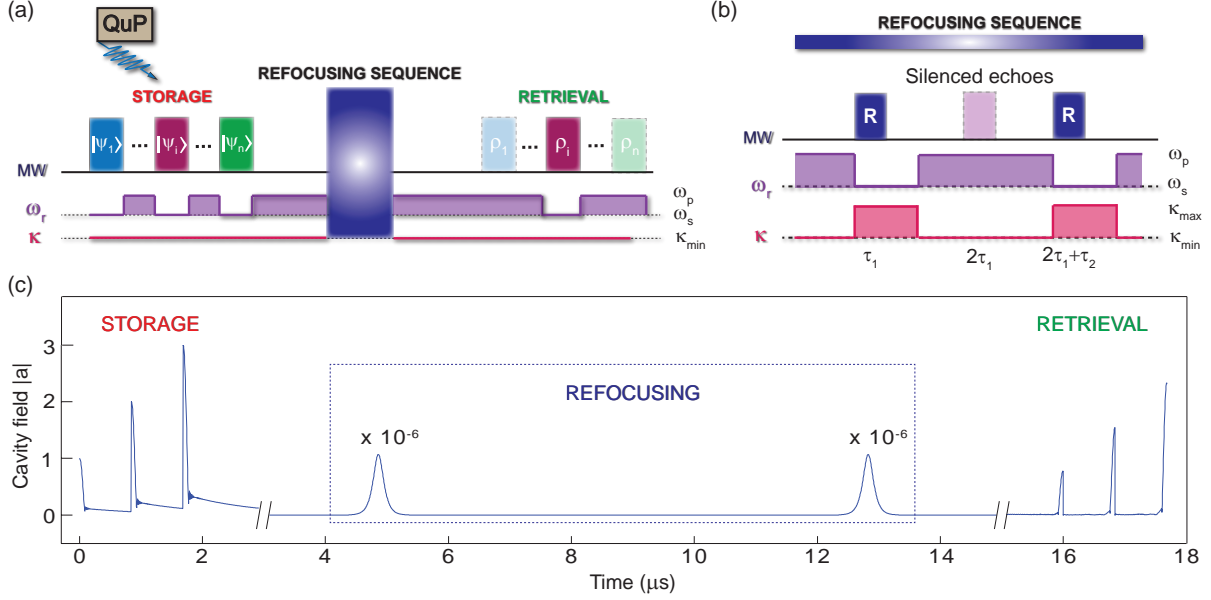


FIG. 2. Quantum memory protocol. (a) Schematic timing of microwave pulses and cavity parameters ω_r and κ . Quantum states $|\psi_i\rangle$ delivered by the superconducting qubits are stored in the spin ensemble (write step). A refocusing sequence acts as time-reversal for the spins and triggers the retrieval of the stored states as an echo (read step). On-demand retrieval is obtained by dynamically detuning the cavity to retrieve a state $|\psi_i\rangle$. (b) Refocusing sequence. The refocusing sequence involves two refocusing pulse bringing back the spin ensemble in the original first excited state of the bright mode (with most of the spins in their ground state). The first echo is "silenced" to preserve the information for the second echo. The stabilization of the inverted spin ensemble is ensured by setting $\kappa = \kappa_{max}$ during and immediately after the refocusing pulses. (c) Results of numerical simulations, showing the cavity field versus time in a multi-mode storage example with three input fields separated by $0.84 \mu s$ and memory time $16 \mu s$.

along the NV center symmetry axis, arising from spin-spin interactions in the diamond crystal field. The complete NV ground state spin Hamiltonian needs to be presented in some detail, since this is the degree of freedom that is used for storing the quantum information in our experiments. Physically, four terms contribute to this Hamiltonian : (i) the zero-field splitting, (ii) the Zeeman energy shift in an external magnetic field \vec{B}_{NV} , (iii) the interaction of the NV spin with local electric field or strain in the diamond due to the spin-orbit coupling, which causes the states $m_S = \pm 1$ to hybridize around zero magnetic field, and (iv) the hyperfine (HF) interaction of the NV electronic spin with the nuclear spin of

the nitrogen atom, which is also a spin triplet $I = 1$ for the most common isotope ^{14}N used in our experiments. In total, the spin Hamiltonian [25] writes

$$H_{NV}/\hbar = DS_z^2 + \gamma_e \overrightarrow{B}_{NV} \cdot \overrightarrow{S} + E(S_x^2 - S_y^2) + A_z S_z I_z + \mathcal{Q}[I_z^2 - I(I+1)/3], \quad (1)$$

with $S_{x,y,z}$ (resp. $I_{x,y,z}$) the spin angular momentum operators of the NV electron (resp. nitrogen nucleus), E the coupling induced by local strain and electric fields, $A_z/2\pi = -2.1$ MHz, $\gamma_e/2\pi = -28$ GHz/T the electronic gyromagnetic ratio, and $\mathcal{Q}/2\pi = -5$ MHz the quadrupolar momentum of the nitrogen nuclear spin. The resulting energy levels are shown schematically in Fig. 3b. Only transitions between levels with the same nuclear spin state m_I are allowed, and their frequency from the ground state $|m_S = 0, m_I\rangle$ to $|\pm, m_I\rangle$ is shown in Fig. 3c in the case where $E/2\pi = 2$ MHz. Note that because of the spin-orbit term, the energy eigenstates $|\pm\rangle$ correspond to the pure spin states $m_S = \pm 1$ only for large magnetic fields, and are linear combinations of these spin states around zero magnetic field. From Fig. 3c one sees that superconducting circuits with resonance frequencies around 2.9 GHz can be brought into resonance with one of these spin transitions in a magnetic field as small as 1 mT, which is important since superconducting circuits have increased dissipation in large magnetic fields due to magnetic vortices.

Another aspect is the optical properties of NV centers : when excited with green light, they fluoresce in the red. This is due to their excited electronic state (see Fig. 3b), which is also a spin-triplet. Ground-state to excited state transitions conserve the electronic spin; however the NV relaxation from its excited state is spin-dependent: the $m_S = \pm 1$ state has a large probability of relaxing via a singlet metastable state (not shown in the energy diagram of Fig. 3b), which then relaxes to $m_S = 0$ in the ground state. After a few optical cycles, the NV center spin state is therefore repumped in $m_S = 0$ with a $\sim 90\%$ efficiency [27]. Since the metastable state is long-lived, the fluorescence intensity is reduced if the NV spin is initially in $m_S = \pm 1$ compared to $m_S = 0$. These remarkable properties enable the optical detection of the spin state of individual NV centers (so-called Optical Detection of Magnetic Resonance ODMR) at room-temperature, using a straightforward confocal microscope setup. For instance the spectroscopy of an ensemble of NV centers, measured at room-temperature by ODMR on one of our diamond samples, is shown in Fig. 3d. It displays the typical hyperfine structure of the ^{14}NV center transitions with a triplet of lines separated by 2.17 MHz.

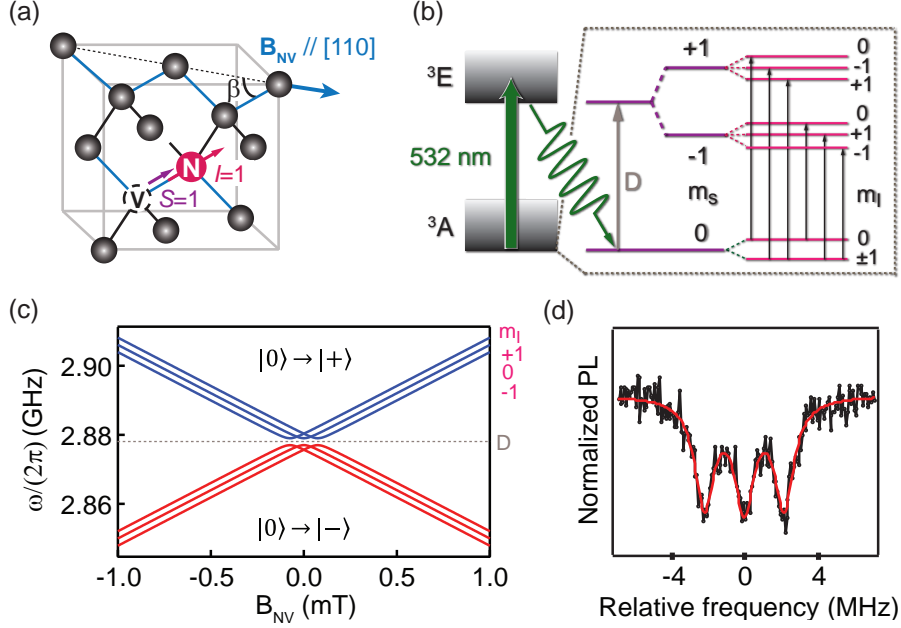


FIG. 3. NV centers in diamond. (a) Negatively-charged NV centers consist of a substitutional Nitrogen atom next to a Vacancy of the diamond lattice, having trapped an electron. The electronic spin $S = 1$ is coupled to the $I = 1$ nuclear spin of the nitrogen atom by hyperfine interaction. A magnetic field B_{NV} is applied to lift the degeneracy between PL transitions. (b) NV simplified energy diagram showing the ground 3A and the excited 3E electronic states as well as the Zeeman and hyperfine structure of 3A , with a zero-field splitting $D/2\pi = 2.878$ GHz. NV centers can be excited optically in the excited orbital state, through which they are repumped into the $m_S = 0$ state. (c) Transition frequency from the spin ground state $|m_S = 0, m_I\rangle$ to the excited states $|\pm, m_I\rangle$, in the case of a NV center having an axis along the (111) crystalline direction, and with B_{NV} parallel to (110). (d) Optically-Detected electron spin resonance (ESR) hyperfine spectrum of an ensemble of NV centers in a diamond crystal used for the experiment reported in paragraph IV and in [26].

The interest of using NV centers for storing quantum information stems from the fact that long coherence times have been observed on the ground state spin transition in ultra-pure crystals. The coherence properties of NV centers are thus of utter importance. They are characterized by the Free-Induction Decay time T_2^* (measured by Ramsey fringes), the Hahn-echo decay time T_2 (measured by a spin-echo sequence), and the coherence time under dynamical decoupling sequences such as Carr-Purcell-Meiboom-Gil T_{2CPMG} . It is well-established that the values found for all these times depend crucially on the local magnetic

environment of each NV center [28, 29]. In diamond, the main magnetic impurities surrounding the NVs are either neutral nitrogen atoms (so-called *P1* centers) which are paramagnetic with an electron spin 1/2, or spin 1/2 carbon 13 nuclei present to 1.1% abundance in natural carbon. The longest coherence times were therefore measured in ultra-pure samples grown by Chemical-Vapor Deposition (CVD) with very low nitrogen concentration as well as an isotopically enriched carbon source. In such samples, $T_2^* = 500\mu\text{s}$ [30] and $T_2 = 2\text{ ms}$ [31] have been reported at room-temperature; at lower temperatures (100 K), $T_{2CPMG} = 0.5\text{ s}$ was reached [7].

We need relatively large concentrations of NV centers of order $\sim 1 - 10$ ppm to efficiently absorb the microwave radiation. These concentrations are not easily reached with samples grown by CVD, and our crystals are grown by another method called High-Pressure-High-Temperature (HPHT). HPHT diamonds usually have a large nitrogen concentration of 1 – 100 ppm. To create NV centers the crystals are irradiated (either with protons or electrons) to create vacancies in the lattice; they are then annealed at 800 – 1000 °C for few hours so that the vacancies migrate and form NV centers when they meet a nitrogen atom. This method unavoidably leaves a significant residual concentration of P1 centers (1 – 100 ppm), which limits the spin coherence time (both T_2^* and T_2) to lower values than reported above. In most experiments reviewed here (except in the last results of section V), these residual P1 centers are the main cause of decoherence of the NV centers.

III. STRONG COUPLING BETWEEN A SPIN ENSEMBLE AND THE RESONATOR

As explained in the description of the quantum memory protocol, the *write* step requires to reach the strong coupling regime between the spin ensemble and the resonator, i.e. $g_{ens} \gg \kappa, \Gamma$. The Hamiltonian of a single NV center coupled to the electromagnetic field in a resonator is $H = -\gamma_e \vec{S} \cdot \vec{B}$ and $\vec{B} = \delta\vec{B}_0(a + a^\dagger)$, $|\delta\vec{B}_0(\vec{r})|$ being the rms vacuum fluctuations of the magnetic field in the resonator mode at the spin position \vec{r} . Restricting this Hamiltonian to one of the NV transitions (for instance the $m_S = 0 \rightarrow m_S = +1$ transition[32]), it can be rewritten in a Jaynes-Cummings form :

$$H = \hbar g(\vec{r}) (\sigma_+ a + \sigma_- a^\dagger), \quad (2)$$

with $\hbar g(\vec{r}) = \gamma_e \langle m_S = +1 | \vec{S} | m_S = 0 \rangle \cdot \overline{\delta B_0}(\vec{r})$. If $\theta(\vec{r})$ is the angle between the NV axis and the local microwave field, choosing z as the NV axis and x as the orthogonal direction in the $(z, \overline{\delta B_0}(\vec{r}))$ plane, one finds $\hbar g = \gamma_e |\langle m_S = +1 | S_x | m_S = 0 \rangle| |\delta B_0(\vec{r})| |\sin \theta(\vec{r})|$, yielding

$$g(\vec{r}) = \gamma_e |\delta B_0(\vec{r})| |\sin \theta(\vec{r})| / \sqrt{2}, \quad (3)$$

since $\langle m_S = +1 | S_x | m_S = 0 \rangle = \hbar / \sqrt{2}$. The coupling constant is thus governed by the amplitude of the vacuum field fluctuations at the spin location $|\delta B_0(\vec{r})|$. For a conventional CPW resonator as frequently used in cQED (with transverse dimensions of order $10 \mu\text{m}$ and a 50Ω characteristic impedance), one finds $|\delta B_0| \approx 0.4 \text{ nT}$, yielding a coupling constant $g/2\pi \approx 10 \text{ Hz}$ for $\theta = \pi/2$.

The ensemble coupling constant is then obtained as $g_{ens} = [\int g^2(r) \rho(r)]^{1/2}$, $\rho(r)$ being the local NV density. For a sample of volume V with a homogeneous NV center concentration ρ , one gets that $g_{ens} = |\gamma_e| \sqrt{\frac{\mu_0 \hbar \omega_r \rho \alpha \eta}{4}}$, $\eta = \int_V d\mathbf{r} |\delta B_0(\mathbf{r})|^2 / \int d\mathbf{r} |\delta B_0(\mathbf{r})|^2$ being the so-called mode filling factor and $\alpha = \int_V d\mathbf{r} |\delta B_0(\mathbf{r}) \sin \theta(\mathbf{r})|^2 / \int_V d\mathbf{r} |\delta B_0(\mathbf{r})|^2$ a numerical factor depending on the orientation of the crystal relative to the resonator, with α and η verifying $0 < \alpha, \eta < 1$ [33, 34]. Reaching the strong coupling regime requires therefore samples with large concentration ρ , maximum filling factor, and narrow linewidth Γ . This regime is manifested by the appearance of an avoided level crossing in the resonator spectrum, indicating the hybridization between the resonator and the spin ensemble. Such a phenomenon was observed in 2010 with an ensemble of NV centers coupled to a half-wavelength coplanar-waveguide resonator whose frequency $\omega_r(\Phi_x)$ was made tunable using a SQUID-array [33].

In the experiment, the diamond crystal (of the HPHT type, with $\rho \approx 10^6 \mu\text{m}^{-3}$ corresponding to 6 ppm, and a P1 center concentration of ≈ 150 ppm) is directly glued on top of the resonator, and positioned in the middle to maximize the filling factor. The spin Zeeman splitting can be tuned with a magnetic field \vec{B}_{NV} parallel to the sample surface along the [100] axis, so that the four possible NV orientations within the crystal experience the same Zeeman shift. Only two spin resonance frequencies ω_{\pm} are therefore expected for the $|0\rangle \rightarrow |\pm\rangle$ transitions. Measurements of the resonator transmission $|S_{21}|(\omega)$ at 40 mK with the diamond crystal on top of the resonator circuit are shown in Fig. 4. Two-dimensional plots of the transmission spectrum as a function of Φ_x are

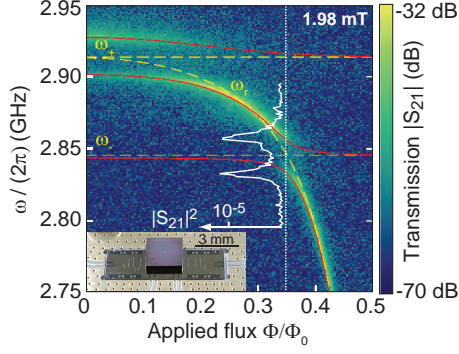


FIG. 4. Spectroscopic evidence for spin ensemble-resonator strong coupling. The resonator transmission spectrum $|S_{21}|$ shows two anticrossings when the tunable resonator frequency crosses the NV transitions, with a field $B_{NV} = 1.98$ mT applied along the (100) crystalline direction. Red solid (yellow dashed) lines are fits to the eigenfrequencies of the coupled (decoupled) resonator-spin system. A transmission spectrum (white overlay) is also shown in linear units in the middle of the anticrossing with the NV transition $|0\rangle \rightarrow |-\rangle$ (extracted from [33]).

presented for $B_{NV} = 2$ mT. Two avoided crossings are observed when the resonator is tuned through the NV center ESR frequencies, which reveals the strong coupling of the NV ensemble to the resonator. These results are modelled with a 3-mode Hamiltonian $H/\hbar = \omega_r(\Phi_x)a^\dagger a + \omega_+ b_+^\dagger b_+ + \omega_- b_-^\dagger b_- + g_+(a^\dagger b_+ + h.c.) + g_-(a^\dagger b_- + h.c.)$, where two bright modes b_\pm are introduced for each ESR frequency, as well as the corresponding collective coupling constants g_\pm . The transmission spectrum was fitted for each Φ_x by a sum of Lorentzian peaks whose central frequencies are then fitted to the eigenfrequencies of H , yielding the red solid lines in Fig. 4. The fitted coupling constants are $g_+ = g_- = 2\pi \times 11$ MHz, in quantitative agreement with the values estimated from the measured ρ . Since $\kappa = 9 \times 10^6 \text{s}^{-1}$ and $\Gamma = 2\pi \times 3$ MHz, the strong coupling regime is indeed reached [33]. Since these measurements, normal mode splittings between a spin ensemble and a superconducting resonator mode have been observed in several different experiments: NV centers [35] and P1 centers [36, 37] in diamond, rare-earth ions in Y_2SO_4 [38], and magnonic excitations in YIG [39, 40].

IV. TRANSFER OF A QUBIT STATE INTO THE NV ENSEMBLE

After the spectroscopic evidence for strong coupling between an ensemble of NVs and a resonator, the next step was to add a superconducting qubit on the chip with its readout

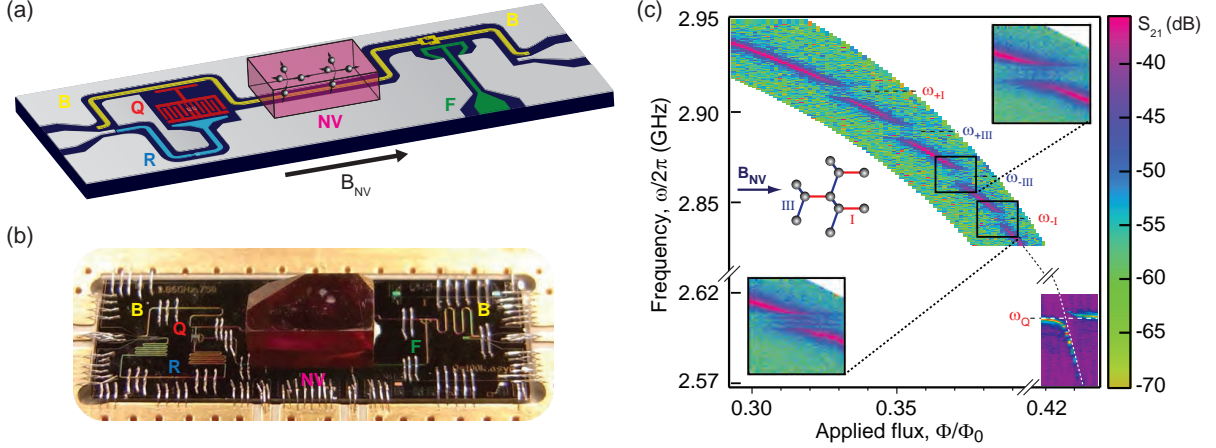


FIG. 5. Storage of a qubit state: Sample layout. (a) Schematic view of the hybrid circuit, including a diamond crystal with the NV ensemble NV , and a transmon qubit Q (in red). They are coupled via the quantum bus coplanar resonator B (in yellow) whose frequency can be adjusted by passing current in a flux line (in green). The qubit is driven and readout via the bistable resonator R (in blue). The magnetic field B_{NV} is applied parallel to the sample surface, along (111). (b) Photograph of the sample with diamond on top (the purple color is due to the NV centers). (c) Transmission coefficient amplitude $|S_{21}|$ of B , showing 4 anticrossings corresponding to the 2 ESR frequencies ω_{\pm} of each of the 2 NV families I, III undergoing different Zeeman shift due to their crystalline orientation as shown in the right top inset. At lower frequency an anti-crossing with the transmon qubit is seen at $\omega_Q/2\pi = 2.607$ GHz (extracted from [26]).

circuit and to demonstrate the transfer of its quantum state into the NV spin ensemble. A schematic picture of the experiment is shown in Fig. 5. We integrate on the same chip the diamond crystal containing the NV center ensemble (denoted NV) and a transmon qubit Q (with transition frequency ω_Q between its levels $|g\rangle$ and $|e\rangle$). Their interaction is mediated by a quantum bus: a coplanar resonator B whose frequency ω_B can be tuned on a nanosecond timescale by changing the flux Φ through the loop of a SQUID integrated in the resonator central conductor. The qubit is driven and readout through a second dedicated resonator R , made non-linear by inserting a Josephson junction in its middle, which transforms the resonator into a high-fidelity sample-and-hold detector of the qubit state [41] enabling a direct measurement of the qubit excited state probability P_e .

The diamond is a HPHT crystal with 40 ppm initial nitrogen concentration (i.e. P1 centers). After irradiation and annealing, the NV concentration measured by photolumines-

cence is 2.5 ppm, yielding a final P1 concentration of ≈ 35 ppm, i.e. 3 – 4 times lower than in the experiment reported above. As a result, the NV linewidth is also narrower, as can be seen from the ODMR spectrum shown in Fig. 3 which was measured on this sample, where the hyperfine NV structure is well-resolved with a linewidth of ≈ 1.5 MHz for each peak.

As in the previous experiment, the diamond crystal is glued on top of the resonator with vacuum grease. The degeneracy between states $|\pm\rangle$ is lifted with a $B_{NV} = 1.1$ mT magnetic field applied parallel to the chip and along the $[1, 1, 1]$ crystalline axis [42]. The NV frequencies being sensitive only to the projection of B_{NV} along the $N - V$ axis, two groups of NVs thus experience different Zeeman effects: those along $[1, 1, 1]$ (denoted I) and those along either of the three other $\langle 1, 1, 1 \rangle$ axes (denoted III as they are 3 times more numerous). This results in four different ESR frequencies $\omega_{\pm I, \pm III}$. They are visible as 4 avoided crossings in the resonator transmission spectrum (see Fig. 5c) as a function of Φ . From the data we also deduce the ensemble coupling constants $g_{\pm I}/2\pi = 2.9$ MHz and $g_{\pm III}/2\pi = 3.8$ MHz. At a frequency much lower than the 4 NV center ESR frequencies we observe another avoided crossing, this time due to the interaction with the transmon qubit. The transmission spectrum in Fig. 5c shows that the tunable resonator can be used as a bus to dynamically transfer excitations from the qubit into the NV ensemble at one of its resonance frequencies, and vice-versa.

The pulse sequence used to transfer an arbitrary qubit state $|\psi\rangle$ into the spin ensemble is shown in Fig 6. The state is first transferred from the qubit into the bus resonator with an adiabatic SWAP gate (aSWAP operation), by adiabatically sweeping ω_B across ω_Q . B is then brought at a frequency $\omega_B(\Phi)$ in or near one of the spin ensemble resonances for a duration τ ; the resulting B state is then transferred back into the qubit, which is finally read-out.

The result is shown in Fig. 6, for $\omega_B(\Phi) = \omega_{-I}$ and two different initial qubit states. For $|\psi\rangle = |e\rangle$ (see Fig. 6a), an oscillation of small amplitude in P_e is observed, revealing the storage in the spin ensemble of the single quantum of excitation initially in the qubit at $\tau_s = 97$ ns, and its retrieval back into the qubit at $\tau_r = 146$ ns. The relatively low value of $P_e(\tau_r)$ is not only due to the spin ensemble inhomogeneous broadening, but also to an interference effect caused by the HF structure of NV centers, as evidenced by the non-exponential damping. The measurements are accurately reproduced by a full calculation of the spin-resonator dynamics [19, 43, 44] taking into account this HF structure, with

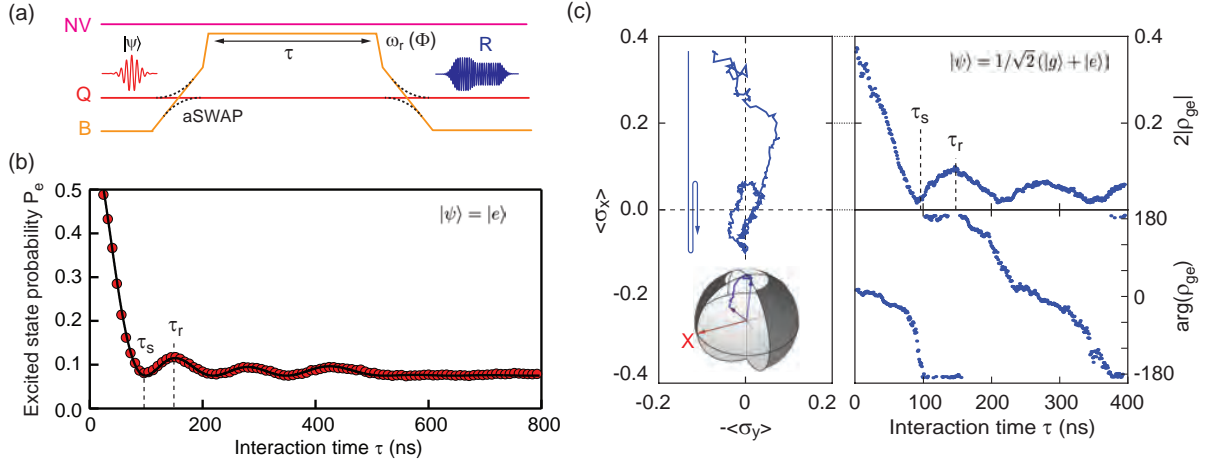


FIG. 6. Storage of a qubit state into the spin ensemble. (a) Protocol. The qubit is prepared in state $|\psi\rangle$ with the appropriate pulse sequence. The state is then transferred to B by an adiabatic swap operation aSWAP, after which the bus is tuned near the spin resonance at frequency $\omega_B(\Phi)$ during a time τ . The final bus quantum state is transferred back to the qubit and either measured with a simple readout pulse yielding the excited state probability P_e , or with full quantum state tomography yielding the expectation values $\langle\sigma_Z\rangle$, $\langle\sigma_X\rangle$, and $\langle\sigma_Y\rangle$ of the qubit state. (a) Qubit excited state probability $P_e(\tau)$ for $\omega_B(\Phi) = \omega_{-I}$ and $|\psi\rangle = |e\rangle$. A single microwave photon is transferred into the spin ensemble at time τ_s and retrieved at time τ_r . (b) Qubit quantum state tomography for $\omega_B(\Phi) = \omega_{-I}$ and $|\psi\rangle = (|g\rangle + |e\rangle)/\sqrt{2}$. (extracted from [26]).

the linewidth of each HF peak as the only adjustable parameter. A linewidth of 1.6 MHz (compatible with ODMR measurements shown in Fig. 3d) is in this way determined for the spins in group I .

A quantum memory should be able not only to store states $|0\rangle$ and $|1\rangle$, but also an arbitrary superposition of these states with a well-defined phase. To demonstrate that, we repeat the experiment with $|\psi\rangle = (|g\rangle + |e\rangle)/\sqrt{2}$ as shown in Fig. 6b. For this experiment, we perform a full quantum tomography of the qubit state to test if the phase of the initial superposition state is preserved during the transfer to the spins. After subtracting a trivial rotation around Z occurring at frequency $(\omega_{-I} - \omega_Q)$, we reconstruct the trajectory of this Bloch vector as a function of the interaction time τ . It is plotted in Fig. 6, together with the off-diagonal element ρ_{ge} of the final qubit density matrix, which quantifies its coherence. We find that no coherence is left in the qubit at the end of the sequence for $\tau = \tau_{s,I}$, as

expected for a full storage of the initial state into the ensemble. Then, coherence is retrieved at $\tau = \tau_r$, although with an amplitude ~ 5 times smaller than its value at $\tau = 0$ (i.e. without interaction with the spins). Note the π phase shift occurring after each storage-retrieval cycle, characteristic of 2π rotations in the two-level space $\{|1_B, 0_{-I}\rangle, |0_B, 1_{-I}\rangle\}$. The combination of the results of Figs. 6a and b demonstrates that arbitrary superpositions of the two qubit states can be stored and retrieved in a spin ensemble and thus represents a first proof-of-concept of a spin-based quantum memory for superconducting qubits [26]. Similar results were obtained with a NV ensemble directly coupled to a flux-qubit [45, 46], and with a magnonic excitation in YIG coupled to a transmon qubit via a three-dimensional metallic cavity [47].

We now discuss the significance of these measurements in light of the quantum memory protocol described earlier. At first sight, one could conclude that the transfer efficiency of the qubit excitation into the spin memory is rather low, since we find $P_e(\tau_r)$ to be much lower than $P_e(0)$. This would be the case if the goal of the experiment was to simply use the bright mode as storage medium for the quantum state. But we consider the leakage of the quantum state from the bright mode into the bath of dark modes as a part of the whole memory protocol instead of a detrimental effect, as long as we can later retrieve this quantum information into the bright mode using refocusing pulses. In that perspective, the only loss of quantum information in the process comes from energy damping in the resonator (with a time constant $\kappa^{-1} = 3.3 \mu\text{s}$), and from non-static spin dephasing (with time constant $T_2 = 7.3 \mu\text{s}$). An estimate of the fidelity is thus given by $\exp(-(\kappa + T_2^{-1})\tau_s/2) \approx 95\%$, which is sufficiently high for demonstrating a quantum memory and could be optimized with improved parameters. Note that although a single photon can be fully transferred from the bus resonator into the spins in a time τ_s of the order or shorter than T_2^* , the spin ensemble memory would still need a time of order $2 - 3 \times T_2^*$ for the bright mode to be damped into the dark modes as shown in Fig. 6, after which a new incoming quantum state can be stored.

V. STORAGE AND RETRIEVAL OF WEAK MICROWAVE PULSES

The main obstacle to the implementation of the *read* step of the memory protocol is to extend refocusing techniques such as the Hahn echo down to the quantum regime, in a

hybrid quantum circuit. For that, we test an essential building block of the quantum memory protocol of paragraph I, known as the Two-Pulse Echo (2PE) and shown schematically in Fig. 7a. The 2PE consists in storing weak pulses θ_i containing only a few microwave photons into the spin ensemble at times t_i , and applying a π pulse at time τ which triggers the refocusing of the spins at times $2\tau - t_i$ (that is, in reverse order) and thus the emission of echoes e_i in the detection waveguide [50].

The storage of successive high-power microwave pulses into a spin ensemble has already been demonstrated [6, 50, 51]; one experimental difficulty to reach the few-photon regime is that the spin memory now needs to be actively reset between consecutive sequences. Indeed, whereas in the experiment described in paragraph IV at most one energy quantum is transferred to the spin ensemble in each sequence, which is negligible compared to the average thermal excitation of the spins (approximately 5% at 50 mK), pulses in a Hahn echo sequences excite all of the 10^{11} spins, which need to come back to thermal equilibrium before the next experiment can be performed. At low temperatures, spin relaxation processes are strongly suppressed [48], leading to prohibitively low repetition rates unless an active reset is implemented.

The device is sketched in Fig. 7b [48]. It consists of a superconducting planar LC resonator of frequency $\omega_r/2\pi = 2.88$ GHz, coupled inductively to a diamond crystal of the HPHT type containing the NV center ensemble with $\rho \approx 2$ ppm. The spins are resonant with ω_r , even without applying a magnetic field. The resonator is capacitively coupled to a measuring line, through which microwave pulses can be sent, yielding a quality factor $Q = 80$ chosen on purpose so that $g_{ens} < \kappa$, in order to avoid superradiant relaxation of the spin ensemble after the refocusing pulse [52]. The microwave signal reflected on the resonator is amplified, and its amplitude and phase measured in a homodyne detection setup at room-temperature. An optical fiber, glued to the diamond crystal on top of the resonator inductance, makes it possible to send pulses of laser light at 532 nm to optically reset the NV centers into their ground state. Optical pulses of 1.5 mW power and 1 s duration are sufficient to repump 90% of the NVs into their ground state [34, 48], although this causes the cryostat temperature to raise up to 400 mK.

Using the active reset makes it possible to repeat the experimental sequences at a 1 Hz rate, and therefore to measure the 2PE at very low powers. As shown in Fig. 7, six successive microwave pulses θ_i of frequency $\approx \omega_r$ and containing each 10^4 photons, are absorbed by the

NV ensemble. At a later time, a strong microwave pulse performs the refocusing operation. Due to the geometry of the experiment, the microwave magnetic field generated by the resonator is inhomogeneous spatially; as a result it is not possible to apply a π pulse to all the spins, since for a given input power they experience different Rabi frequencies depending on their position in the crystal. This reduces the echo amplitude but does not prevent from measuring it. After averaging the signal over 10^4 identical sequences, the expected six echo pulses are indeed observed in the reflected signal, with an intensity corresponding to 5 photons on average in the resonator. Successive spin-echoes were also observed in an ensemble of rare-earth ions in a silicate crystal coupled to a coplanar waveguide resonator [51]

One quantity of interest is the ratio of the energy emitted during the echo over the energy of the incoming pulse, named "echo efficiency" E ; in the perspective of an efficient quantum memory it would be desirable to observe E as close as possible to 1. Our experiment, however, reaches only $E \approx 2 \times 10^{-4}$. Although this value is far from sufficient for a future quantum memory, it already constitutes a significant improvement over the state-of-the-art [6] where $E \approx 10^{-10}$. To understand the finite echo efficiency, we have performed detailed numerical simulations, taking into account the measured inhomogeneous broadening of the NV transition, its hyperfine structure, the spatial inhomogeneity of the resonator microwave field, and the measured spin coherence time $T_2 \approx 8\mu\text{s}$, as explained in more details in [9, 48]. The result is in good agreement with the data as shown in Fig. 7b, which shows that the main limitation of the retrieval efficiency in this experiment is the finite NV coherence time due to the large concentration of P1 centers (≈ 16 ppm) in this sample.

In more recent experiments [49], a diamond sample having a reduced concentration of P1 centers as well as isotopic enrichment in the nuclear-spin-free ^{12}C is used. The longer coherence time ($T_2 = 84\mu\text{s}$) makes it possible to achieve $3 \cdot 10^{-3}$ retrieval efficiency after $100\mu\text{s}$ (see Fig. 7c), a one order of magnitude improvement in both storage time and retrieval efficiency compared to the previous results. The storage pulse contains < 1 photon, demonstrating that when the retrieval efficiency is sufficient, it is indeed possible to detect an echo down to the single-photon level as required for the memory protocol.

VI. CONCLUSION AND PERSPECTIVES

We have presented a memory protocol able to store and retrieve on-demand the state of a large number of qubits in a spin ensemble and we demonstrated building blocks of its implementation with NV centers in diamond. The protocol requires a challenging combination of the most advanced techniques of superconducting quantum circuits and pulsed electron spin resonance. The first step, the coherent storage of a qubit state into the spin ensemble, was achieved in a first experiment with 0.95 efficiency. The second step, the retrieval using refocusing techniques of microwave pulses stored in the spin ensemble, was demonstrated with a coherent state input at the single-photon level with $\sim 3 \cdot 10^{-3}$ efficiency after $100 \mu\text{s}$ memory time. The reset of the spin memory by optical repumping was adapted in a dilution refrigerator. Finally the multi-mode character of the NV spin ensemble memory was evidenced in a multiple microwave pulses storage and retrieval experiment.

Having presented these "building block" experiments, it is interesting to envision the future directions of this research project.

One clear drawback of the experiments discussed in paragraph V is the spread of Rabi frequencies over the whole spin ensemble, which forbids to perform well-defined Rabi rotations, due to the spatial inhomogeneity of the microwave field generated by the planar resonator. This may be solved by implanting the spins at well-defined locations of a substrate, on top of which the resonator can be subsequently patterned in such a way that the oscillating magnetic field is homogeneous over the whole spin ensemble location. In a related recent experiment with donors in silicon [53] coupled to a superconducting planar micro-resonator, mechanical strain exerted by the resonator thin-film has been shown to effectively select the frequency of spins located just below the superconducting inductance, which allowed to perform well-defined Rabi rotations.

Although $T_2 = 100 \mu\text{s}$ is already sufficient for first demonstrations, the echo efficiency would also be improved if the spin coherence time was longer. Interestingly however, an important contribution to decoherence is the unavoidable dipole-dipole interaction between NV centers [49]. A reduced spin concentration would therefore increase further T_2 , but would also necessitate a larger resonator quality factor to reach strong coupling. Another interesting option could be to incorporate in the memory protocol pulse sequences designed to refocus dipolar interactions [54]. A last promising direction is to rely on so-called clock

transitions, where the spin frequency is stationary respectively to the applied magnetic field, which suppresses the dephasing due to dipole-dipole interactions and leads to orders of magnitude gains in coherence time even for large spin concentration. Such clock transitions are found in bismuth donors in silicon [55], rare-earth ions in YSO crystals[56], but also in NV centers in diamond [57].

Another aspect that was not discussed here is the need to use a resonator with dynamically tunable frequency and quality factor, in particular to silence the first echo. The tunable resonator design used in the experiments reported in paragraphs 4 and 5 is not directly compatible with the high-power microwave pulses used in our spin-echo experiments, since the microwave currents would then overcome the critical currents of the Josephson junctions used as tuning elements. Nevertheless, a combination of coupled linear and tunable resonators may be employed, as discussed in more details in [34].

Finally, it would be of high interest to measure not only the average amplitude of the microwave signals emitted by the spins, but also to perform their complete quantum tomography, in order to see if the spins add extra noise to the input signal. This could be achieved by introducing a Josephson parametric amplifier in the output line, which is known to operate close to the quantum limit thus enabling to directly measure the quantum statistics of the spin-echo signal and to measure the fidelity of our quantum memory [58].

Combining these improvements with the results reported in this article makes us confident that the realization of an operational quantum memory able to store hundreds of qubit states over seconds is within reach.

Acknowledgements We acknowledge technical support from P. Sénat, D. Duet, J.-C. Tack, P. Pari, P. Forget, as well as useful discussions within the Quantronics group and with A. Dréau, T. Chanelière and J. Morton. We acknowledge support of the French National Research Agency (ANR) with the QINVC project from CHISTERA program, of the European project SCALEQIT, of the C’Nano IdF project QUANTROCRYO, of JST, and of JSPS KAKENHI (no. 26246001). Y. Kubo acknowledges support from the JSPS, and B. Julsgaard and K. Mølmer from the Villum Foundation.

[1] R. Barends, J. Kelly, A. Megrant, D. Sank, E. Jeffrey, Y. Chen, Y. Yin, B. Chiaro, J. Mutus, C. Neill, P. O’Malley, P. Roushan, J. Wenner, T. C. White, A. N. Cleland, and John M.

- Martinis. Coherent josephson qubit suitable for scalable quantum integrated circuits. *Phys. Rev. Lett.*, 111:080502, Aug 2013.
- [2] Ze-Liang Xiang, Sahel Ashhab, J. Q. You, and Franco Nori. Hybrid quantum circuits: Superconducting circuits interacting with other quantum systems. *Rev. Mod. Phys.*, 85:623–653, Apr 2013.
- [3] Gershon Kurizki, Patrice Bertet, Yuimaru Kubo, Klaus Mølmer, David Petrosyan, Peter Rabl, and Jörg Schmiedmayer. Quantum technologies with hybrid systems. *Proceedings of the National Academy of Sciences*, 112(13):3866–3873, 2015.
- [4] A.I.Lvovsky, B.C.Sanders, and W.Tittel. Optical quantum memory. *Nature Photonics*, 3:706–714, 2009.
- [5] M Afzelius, N Sangouard, G Johansson, M U Staudt, and C M Wilson. Proposal for a coherent quantum memory for propagating microwave photons. *New Journal of Physics*, 15(6):065008, 2013.
- [6] H. Wu, R. E. George, J. H. Wesenberg, K. Mølmer, D. I. Schuster, R. J. Schoelkopf, K. M. Itoh, A. Ardavan, J. J. L. Morton, and G. Andrew D. Briggs. Storage of multiple coherent microwave excitations in an electron spin ensemble. *Phys. Rev. Lett.*, 105:140503, 2010.
- [7] N. Bar-Gill, L. Pham, A. Jarmola, D. Budker, and R. Walsworth. Solid-state electronic spin coherence time approaching one second. *Nature Communications*, 4:1743, 2013.
- [8] N. B. Manson, J. P. Harrison, and M. J. Sellars. Nitrogen-vacancy center in diamond: Model of the electronic structure and associated dynamics. *Phys. Rev. B*, 74:104303, Sep 2006.
- [9] B. Julsgaard, C. Grezes, P. Bertet, and K. Mølmer. Quantum memory for microwave photons in an inhomogeneously broadened spin ensemble. *Phys. Rev. Lett.*, 110:250503, Jun 2013.
- [10] V. Damon, M. Bonarota, A. Louchet-Chauvet, T. Chanelière, and J.-L. Le Gouët. Revival of silenced echo and quantum memory for light. *New J. Phys.*, 13:093031, 2011.
- [11] D. L. McAuslan, P. M. Ledingham, W. R. Naylor, S. E. Beavan, M. P. Hedges, M. J. Sellars, and J. J. Longdell. Photon-echo quantum memories in inhomogeneously broadened two-level atoms. *Phys. Rev. A*, 84:022309, 2011.
- [12] J. H. Wesenberg, A. Ardavan, G. A. D. Briggs, J. J. L. Morton, R. J. Schoelkopf, D. I. Schuster, and K. Mølmer. Quantum computing with an electron spin ensemble. *Phys. Rev. Lett.*, 103:070502, 2009.
- [13] Max Hofheinz, H. Wang, M. Ansmann, Radoslaw C Bialczak, Erik Lucero, M. Neeley, A. D

- O’Connell, D. Sank, J. Wenner, John M Martinis, and A. N Cleland. Synthesizing arbitrary quantum states in a superconducting resonator. *Nature*, 459(7246):546–549, 2009.
- [14] A. Palacios-Laloy, F. Nguyen, F. Mallet, P. Bertet, D. Vion, and D. Esteve. Tunable resonators for quantum circuits. *J. Low Temp. Phys.*, 151:1034, 2008.
- [15] M. Sandberg, C. M. Wilson, F. Persson, T. Bauch, G. Johansson, V. Shumeiko, T. Duty, and P. Delsing. Tuning the field in a microwave resonator faster than the photon lifetime. *Applied Physics Letters*, 92(20):203501–3, May 2008.
- [16] Yi Yin, Yu Chen, Daniel Sank, P. J. J. O’Malley, T. C. White, R. Barends, J. Kelly, Erik Lucero, Matteo Mariantoni, A. Megrant, C. Neill, A. Vainsencher, J. Wenner, Alexander N. Korotkov, A. N. Cleland, and John M. Martinis. Catch and release of microwave photon states. *Phys. Rev. Lett.*, 110:107001, Mar 2013.
- [17] J. Wenner, Yi Yin, Yu Chen, R. Barends, B. Chiaro, E. Jeffrey, J. Kelly, A. Megrant, J.Y. Mutus, C. Neill, P.J.J. O’Malley, P. Roushan, D. Sank, A. Vainsencher, T.C. White, A. Korotkov, A. Cleland, and J.M. Martinis. Catching time-reversed microwave coherent state photons with 99.4absorption efficiency. *Phys. Rev. Lett.*, 112:210501, May 2014.
- [18] R. H. Dicke. Coherence in spontaneous radiation processes. *Phys. Rev.*, 93:99, 1954.
- [19] Y. Kubo, I. Diniz, A. Dewes, V. Jacques, A. Dréau, J.-F. Roch, A. Auffeves, D. Vion, D. Esteve, and P. Bertet. Storage and retrieval of a microwave field in a spin ensemble. *Phys. Rev. A*, 85:012333, Jan 2012.
- [20] E. L. Hahn. Spin echoes. *Phys. Rev.*, 80:580–594, Nov 1950.
- [21] Jérôme Ruggiero, Jean-Louis Le Gouët, Christoph Simon, and Thierry Chanelière. Why the two-pulse photon echo is not a good quantum memory protocol. *Phys. Rev. A*, 79:053851, May 2009.
- [22] Brian Julsgaard and Klaus Mølmer. Fundamental limitations in spin-ensemble quantum memories for cavity fields. *Phys. Rev. A*, 88:062324, Dec 2013.
- [23] Brian Julsgaard and Klaus Mølmer. Dynamical evolution of an inverted spin ensemble in a cavity: Inhomogeneous broadening as a stabilizing mechanism. *Phys. Rev. A*, 86:063810, Dec 2012.
- [24] A Gruber, A Dräbenstedt, C Tietz, L Fleury, J Wrachtrup, and C Von Borczyskowski. Scanning confocal optical microscopy and magnetic resonance on single defect centers. *Science*, 276(5321):2012–2014, 1997.

- [25] P Neumann, R Kolesov, V Jacques, J Beck, J Tisler, A Batalov, L Rogers, N B Manson, G Balasubramanian, F Jelezko, and J Wrachtrup. Excited-state spectroscopy of single nv defects in diamond using optically detected magnetic resonance. *New Journal of Physics*, 11(1):013017, 2009.
- [26] Y. Kubo, C. Grezes, A. Dewes, T. Umeda, J. Isoya, H. Sumiya, N. Morishita, H. Abe, S. Onoda, T. Ohshima, V. Jacques, A. Dréau, J.-F. Roch, I. Diniz, A. Auffeves, D. Vion, D. Esteve, and P. Bertet. Hybrid quantum circuit with a superconducting qubit coupled to a spin ensemble. *Phys. Rev. Lett.*, 107:220501, 2011.
- [27] L. Robledo, L. Childress, H. Bernien, B. Hensen, P.F.A. Alkemade, and R. Hanson. High-fidelity projective read-out of a solid-state spin quantum register. *Nature*, 477:574, 2011.
- [28] J A van Wyk, E C Reynhardt, G L High, and I Kiflawi. The dependences of esr line widths and spin - spin relaxation times of single nitrogen defects on the concentration of nitrogen defects in diamond. *Journal of Physics D: Applied Physics*, 30(12):1790, 1997.
- [29] Nan Zhao, Sai-Wah Ho, and Ren-Bao Liu. Decoherence and dynamical decoupling control of nitrogen vacancy center electron spins in nuclear spin baths. *Phys. Rev. B*, 85:115303, Mar 2012.
- [30] P.C. Maurer, G. Kucsko, C. Latta, L. Jiang, N.Y. Yao, S.D. Bennett, F. Pastawski, D. Hunger, N. Chrisholm, M. Markham, D.J. Twitchen, J.I. Cirac, and M.D. Lukin. Room-temperature quantum bit memory exceeding one second. *Science*, 336:1283, 2012.
- [31] G. Balasubramian, P. Neumann, D. Twitchen, M. Markham, R. Koselov, N. Mizuochi, J. Isoya, J. Achard, J. Beck, J. Tisler, V. Jacques, P.R. Hemmer, F. Jelezko, and J. Wrachtrup. Ultralong spin coherence time in isotopically engineered diamond. *Nature Materials*, 8:383, 2009.
- [32] We suppose here to be in the high field limit where the energy eigenstates correspond to the pure spin states.
- [33] Y. Kubo, F. R. Ong, P. Bertet, D. Vion, V. Jacques, D. Zheng, A. Dreau, J. F. Roch, A. Auffeves, F. Jelezko, J. Wrachtrup, M. F. Barthe, P. Bergonzo, and D. Esteve. Strong coupling of a spin ensemble to a superconducting resonator. *Phys. Rev. Lett.*, 105:140502, 2010.
- [34] C. Grezes. *PhD Thesis, Towards a spin-ensemble quantum memory for superconducting qubits, Université Pierre-et-Marie-Curie*. Springer International Publishing, 2014.

- [35] R. Amsüss, Ch. Koller, T. Nöbauer, S. Putz, S. Rotter, K. Sandner, S. Schneider, M. Schramböck, G. Steinhauser, H. Ritsch, J. Schmiedmayer, and J. Majer. Cavity qed with magnetically coupled collective spin states. *Phys. Rev. Lett.*, 107:060502, 2011.
- [36] D. I. Schuster, A. P. Sears, E. Ginossar, L. DiCarlo, L. Frunzio, J. J. L. Morton, H. Wu, G. A. D. Briggs, B. B. Buckley, D. D. Awschalom, and R. J. Schoelkopf. High-cooperativity coupling of electron-spin ensembles to superconducting cavities. *Phys. Rev. Lett.*, 105:140501, 2010.
- [37] V. Ranjan, G. de Lange, R. Schutjens, T. Debelhoir, J. P. Groen, D. Szombati, D. J. Thoen, T. M. Klapwijk, R. Hanson, and L. DiCarlo. Probing dynamics of an electron-spin ensemble via a superconducting resonator. *Phys. Rev. Lett.*, 110:067004, Feb 2013.
- [38] S. Probst, H. Rotzinger, S. Wünsch, P. Jung, M. Jerger, M. Siegel, A. V. Ustinov, and P. A. Bushev. Anisotropic rare-earth spin ensemble strongly coupled to a superconducting resonator. *Phys. Rev. Lett.*, 110:157001, Apr 2013.
- [39] Hans Huebl, Christoph W. Zollitsch, Johannes Lotze, Fredrik Hocke, Moritz Greifenstein, Achim Marx, Rudolf Gross, and Sebastian T. B. Goennenwein. High cooperativity in coupled microwave resonator ferrimagnetic insulator hybrids. *Phys. Rev. Lett.*, 111:127003, Sep 2013.
- [40] Y. Tabuchi, S. Ishino, Toyofumi Ishikawa, T. Ishikawa, R. Yamazaki, K. Usami, and Y. Nakamura. Hybridizing ferromagnetic magnons and microwave photons in the quantum limit. *Phys. Rev. Lett.*, 113:083603, Aug 2014.
- [41] F. Mallet, F.R. Ong, A. Palacios-Laloy, F. Nguyen, P. Bertet, D. Vion, and D. Esteve. Single-shot qubit readout in circuit quantum electrodynamics. *Nature Physics*, 5(11):791–795, November 2009.
- [42] note that B_{NV} is wrongly mentioned to be 1.4 mT in the original article [26, 59].
- [43] Z. Kurucz, J. H. Wesenberg, and K. Mølmer. Spectroscopic properties of inhomogeneously broadened spin ensembles in a cavity. *Phys. Rev. A*, 83:053852, 2011.
- [44] I. Diniz, S. Portolan, R. Ferreira, J. M. Gérard, P. Bertet, and A. Auffèves. Strongly coupling a cavity to inhomogeneous ensembles of emitters: Potential for long-lived solid-state quantum memories. *Phys. Rev. A*, 84:063810, 2011.
- [45] Xiaobo Zhu, Shiro Saito, Alexander Kemp, Kosuke Kakuyanagi, Shin-ichi Karimoto, Hayato Nakano, William J. Munro, Yasuhiro Tokura, Mark S. Everitt, Kae Nemoto, Makoto Kasu, Norikazu Mizuochi, and Kouichi Semba. Coherent coupling of a superconducting flux qubit

- to an electron spin ensemble in diamond. *Nature*, 478(7368):221–224, October 2011.
- [46] Shiro Saito, Xiaobo Zhu, Robert Amsüss, Yuichiro Matsuzaki, Kosuke Kakuyanagi, Takaaki Shimo-Oka, Norikazu Mizuochi, Kae Nemoto, William J. Munro, and Kouichi Semba. Towards realizing a quantum memory for a superconducting qubit: Storage and retrieval of quantum states. *Phys. Rev. Lett.*, 111:107008, Sep 2013.
- [47] Y. Tabuchi, S. Ishino, A. Noguchi, T. Ishikawa, R. Yamazaki, K. Usami, and Y. Nakamura. Coherent coupling between a ferromagnetic magnon and a superconducting qubit. *Science*, 349:405–408, 2015.
- [48] C. Grezes, B. Julsgaard, Y. Kubo, M. Stern, T. Umeda, J. Isoya, H. Sumiya, S. Abe, S. Onoda, T. Ohshima, V. Jacques, J. Esteve, D. Vion, D. Esteve, K. Moelmer, and P. Bertet. Multimode storage and retrieval of microwave fields in a spin ensemble. *Phys. Rev. X*, 4:021049, 2014.
- [49] C. Grezes, B. Julsgaard, Y. Kubo, W. L. Ma, M. Stern, A. Bienfait, K. Nakamura, J. Isoya, S. Onoda, T. Ohshima, V. Jacques, D. Vion, D. Esteve, R. B. Liu, K. Mølmer, and P. Bertet. Storage and retrieval of microwave fields at the single-photon level in a spin ensemble. *Phys. Rev. A*, 92:020301, Aug 2015.
- [50] A. G. Anderson, R. L. Garwin, E. L. Hahn, J. W. Horton, G. L. Tucker, and R. M. Walker. Spin echo serial storage memory. *J. Appl. Phys.*, 26:1324, 1955.
- [51] S. Probst, H. Rotzinger, A. V. Ustinov, and P. A. Bushev. Microwave multimode memory with an erbium spin ensemble. *Phys. Rev. B*, 92:014421, Jul 2015.
- [52] B. Julsgaard and K. Mølmer. Reflectivity and transmissivity of a cavity coupled to two-level systems: Coherence properties and the influence of phase decay. *Phys. Rev. A*, 85:013844, 2012.
- [53] A. Bienfait, J.J. Pla, Y. Kubo, M. Stern, X. Zhou, C.-C. Lo, C.D. Weis, T. Schenkel, M.L.W. Thewalt, D. Vion, D. Esteve, B. Julsgaard, K. Moelmer, J.J.L. Morton, and P. Bertet. Reaching the quantum limit of sensitivity in electron spin resonance. *arXiv:1507.06831*, 2015.
- [54] J. S. Waugh, L. M. Huber, and U. Haeberlen. Approach to high-resolution nmr in solids. *Phys. Rev. Lett.*, 20:180–182, Jan 1968.
- [55] Gary Wolfowicz, Alexei M Tyryshkin, Richard E George, Helge Riemann, Nikolai V Abrosimov, Peter Becker, Hans-Joachim Pohl, Mike LW Thewalt, Stephen A Lyon, and John JL Morton. Atomic clock transitions in silicon-based spin qubits. *Nature nanotechnology*, 8(8):561–564, 2013.

- [56] Manjin Zhong, Morgan P Hedges, Rose L Ahlefeldt, John G Bartholomew, Sarah E Beavan, Sven M Wittig, Jevon J Longdell, and Matthew J Sellars. Optically addressable nuclear spins in a solid with a six-hour coherence time. *Nature*, 517(7533):177–180, 2015.
- [57] Florian Dolde, Helmut Fedder, Marcus W Doherty, Tobias Nöbauer, Florian Rempp, G Balasubramanian, T Wolf, F Reinhard, LCL Hollenberg, F Jelezko, et al. Electric-field sensing using single diamond spins. *Nature Physics*, 7(6):459–463, 2011.
- [58] Brian Julsgaard and Klaus Mølmer. Fidelity of fock-state-encoded qubits subjected to continuous-variable gaussian processes. *Phys. Rev. A*, 89:012333, Jan 2014.
- [59] Y. Kubo, I. Diniz, C. Grezes, T. Umeda, J. Isoya, H. Sumiya, T. Yamamoto, H. Abe, S. Onoda, T. Ohshima, V. Jacques, A. Dréau, J.-F. Roch, A. Auffeves, D. Vion, D. Esteve, and P. Bertet. Electron spin resonance detected by a superconducting qubit. *Phys. Rev. B*, 86:064514, Aug 2012.

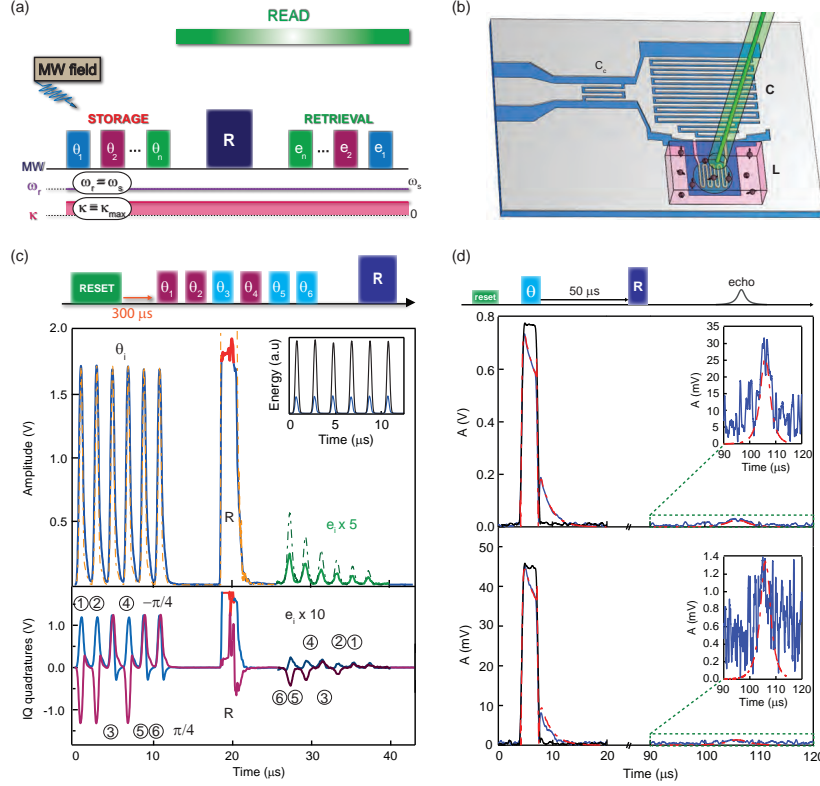


FIG. 7. Retrieval of few-photon fields stored in a spin ensemble. (a) Scheme of the multimode two-pulse echo (2PE) protocol. Successive few-photon microwave pulses θ_i are stored in the spin ensemble. A single refocusing pulse R acts as time-reversal for the spins and triggers the retrieval of the stored pulses as echoes e_i in reverse order. (b) Schematic view of the hybrid circuit. The ensemble of NV center spins (in pink) is coupled to a planar superconducting lumped element resonator. Laser pulses are applied to the spin ensemble through an optical fiber glued to the top face of the diamond. (c) Six consecutive microwave pulses θ_i with a varying phase and identical amplitude corresponding to $\approx 10^4$ photons in the resonator are absorbed by the spin ensemble, followed 10 μs later by a strong refocusing pulse R applied to trigger their retrieval. The output signal shows the reflected pulses θ_i (after partial absorption by the spins) and R (its amplitude being trimmed by amplifier saturation, shown in red), as well as the six reemitted echoes e_i (magnified by a factor of 5). Inset: Comparison between the energies of the reflected θ_i pulses with the spins saturated (black line) or reset in their ground state (blue line) shows that about 75% of the incident power is absorbed by the spins. (d) Storage and retrieval at the single photon level in an isotopically enriched diamond sample. The echo (e) is obtained for a low power incoming θ pulse populating the resonator with only ~ 60 photons (top) and < 1 photon (bottom) with 0.3% efficiency after 100 μs storage. Dashed lines in c and d are the result of numerical simulations (see main text). (extracted from [48, 49])