

From bee species aggregation to models of disease avoidance: The *Ben-Hur* effect

K. E. Yong, E. Díaz Herrera, C. Castillo-Chavez

Abstract The movie *Ben-Hur* highlights the dynamics of contagion associated with leprosy, a pattern of forced aggregation driven by the emergence of symptoms and the fear of contagion. The 2014 Ebola outbreaks reaffirmed the dynamics of redistribution among symptomatic and asymptomatic or non-infected individuals as a way to avoid contagion. In this manuscript, we explore the establishment of clusters of infection via density-dependence avoidance (diffusive instability). We illustrate this possibility in two ways: using a phenomenological driven model where disease incidence is assumed to be a decreasing function of the size of the symptomatic population and with a model that accounts for the deliberate movement of individuals in response to a gradient of symptomatic infectious individuals. The results in this manuscript are preliminary but indicative of the role that behavior, here modeled in crude simplistic ways, may have on disease dynamics, particularly on the spatial redistribution of epidemiological classes.

Key words: Ebola, leprosy, behavior epidemics, behavioral ecology

K. E. Yong
Mathematics/Science Subdivision, University of Hawai'i - West O'ahu, Kapolei, HI 96707, USA,
e-mail: kamuela.yong@hawaii.edu

E. Díaz Herrera
Instituto Nacional De Salud Pública, Universidad 655, Santa María Ahuacatlán, 62100, Cuernavaca, Morelos, México e-mail: edgar.diaz@insp.mx

C Castillo-Chavez
Simon A. Levin Mathematical, Computational and Modeling Science Center, Arizona State University, Tempe, AZ 85287, USA, e-mail: ccchavez@asu.edu

1 Introduction

The effect that aggregation of susceptible and infected populations of individuals has on the basic reproduction number, \mathcal{R}_0 , and the *final size* has been studied by various researchers (see [1, 2, 3, 6, 7, 16, 25]). The effect of aggregation on \mathcal{R}_0 and the final outbreak size is not necessarily the same as a small core group with a high activity level can substantially contribute to \mathcal{R}_0 while having little impact on the final outbreak size [15]. O. Diekmann et al. [14] showed that aggregation of susceptible and infective individuals reduces the number of groups required to capture the dynamics of a large system provided that one assumes identical levels of infectivity for all groups. These researchers also observed that increased levels of aggregation may lead to lower values of \mathcal{R}_0 [7, 14].

Spatial transmission of diseases has been studied by various researchers [31, 21, 26, 27, 38], often using reaction diffusion equations (see [5, 8, 10, 11, 24, 28, 37, 40]). In this paper, two novel reaction-diffusion models are introduced that model the spread of a communicable disease when the presence of symptoms reduces contacts among all types and, in the process, ameliorates disease spread (Model (1)). We also examine the impact that the movement of individuals, in response to gradients of symptomatic infectious individuals modeled via cross-diffusion (Model (18)), has on disease dynamics. This paper is organized as follows: Section 2 introduces a phenomenological model and identifies conditions for clustering via diffusive instability; Section 3 examines the role of cross-diffusion on epidemiological spatial aggregation; Section 4 collects thoughts and conclusions.

2 Phenomenological model

Epidemics are capable of generating shifts on population level interactions possibly as a function of the presence of growing levels of severe infection as reflected by the impact of symptomatic populations [9, 17, 18] on the contacts between individuals and survival. A simple epidemiological model that accounts for reductions in transmission as the size of the symptomatic population increases is described below motivated by observed disease patterns in leprosy [4, 33, 34], Ebola [12, 22, 30, 39], and influenza [32]. We let $S(x, y, t)$ denote the susceptible population at time t and position (x, y) , and divide the infected population in two groups, a group that exhibits symptoms and a group that does not, the “asymptomatic” infectious group. Specifically, we let $I_1(x, y, t)$ denote the symptomless infectious population, assumed to be infectious, and let $I_2(x, y, t)$ denote the infected population with visible symptoms. The incidence term in a susceptible-infectious-susceptible (SIS) type model is modified by the addition of spatial diffusion to each class under the assumption that the symptomatic class, that is, I_2 -members are in principle, to be avoided. The model equations are given by the following phenomenologically derived reaction-diffusion epidemiological model:

$$\begin{aligned}\frac{\partial S}{\partial t} &= -\frac{\beta}{1+I_2}SI_1 + \alpha I_2 + D_S \nabla^2 S, \\ \frac{\partial I_1}{\partial t} &= \frac{\beta}{1+I_2}SI_1 - \delta I_1 + D_{I_1} \nabla^2 I_1, \\ \frac{\partial I_2}{\partial t} &= \delta I_1 - \alpha I_2 + D_{I_2} \nabla^2 I_2,\end{aligned}\quad (1)$$

where $\nabla^2 = \Delta = \partial^2/\partial x^2 + \partial^2/\partial y^2$, the Laplace operator. Setting $I_2 = 0$ leads to the “standard” *SIS* system with diffusion [21]. The incidence term gets altered by assuming that all contacts decrease with the size of the I_2 -population, that is, the incidence is modeled as follows:

$$\frac{\beta}{1+I_2}SI_1. \quad (2)$$

The question posed in [13] is whether or not System (1) can support non-uniform distributions via diffusive instability. The assumption of constant population size implies, without loss of generality, that we can take $S \equiv 1 - I_1 - I_2$, a substitution that allows us to focus on the equations for I_1 and I_2 . We observe that System (1) supports the following positive steady states in the absence of diffusion ($D_S = D_{I_1} = D_{I_2} = 0$):

$$(I_1^*, I_2^*) = \left(\frac{\alpha(\beta - \delta)}{\beta\alpha + \beta\delta + \delta^2}, \frac{\delta(\beta - \delta)}{\beta\alpha + \beta\delta + \delta^2} \right),$$

from where we identify the basic reproductive number as

$$\mathcal{R}_0 = \frac{\beta}{\delta}.$$

The effects of small perturbations of the (I_1^*, I_2^*) -equilibrium are introduced via the following variables:

$$\ell_i(x, y, t) = I_i(x, y, t) - I_i^*, \quad i = 1, 2. \quad (3)$$

Substituting (3) into the last two equations of System (1) leads, after ignoring higher order terms, to the following linearized system

$$\begin{aligned}\frac{\partial \ell_1}{\partial t} &= J_{11}\ell_1 + J_{12}\ell_2 + D_{I_1} \nabla^2 \ell_1, \\ \frac{\partial \ell_2}{\partial t} &= J_{21}\ell_1 + J_{22}\ell_2 + D_{I_2} \nabla^2 \ell_2,\end{aligned}\quad (4)$$

where the matrix (J_{ij}) is the Jacobian of System (1) in the absence of diffusion evaluated at the equilibrium (I_1^*, I_2^*) , namely

$$J = (J_{ij}) = \begin{pmatrix} \frac{\alpha(\delta - \beta)}{\alpha + 2\delta} & \frac{\alpha(\alpha^2 - \beta^2)}{\beta(\alpha + 2\delta)} \\ \delta & -\alpha \end{pmatrix}. \quad (5)$$

The three conditions that guarantee diffusive instability ([35]) are given by the following inequalities:

$$J_{11} + J_{22} < 0, \quad (6)$$

$$J_{11}J_{22} - J_{12}J_{21} > 0, \quad (7)$$

$$J_{11}D_{I_2} + J_{22}D_{I_1} > 2\sqrt{D_{I_1}D_{I_2}(J_{11}J_{22} - J_{12}J_{21})}. \quad (8)$$

Condition (6) always holds, since

$$J_{11} + J_{22} = -\alpha \left(\frac{\delta + \beta + \alpha}{\alpha + 2\delta} \right) < 0.$$

Condition (7) is satisfied provided that

$$J_{11}J_{22} - J_{12}J_{21} = \frac{\beta\alpha^2(\beta - \delta) + \delta\alpha(\alpha^2 - \beta^2)}{\beta(\alpha + 2\delta)}$$

is positive, which is true as long as

$$\beta^2(\alpha + \beta) > \alpha\delta(\beta + \alpha),$$

or, equivalently as long as $\mathcal{R}_0 = \frac{\beta}{\delta} > 1$ and $\frac{\beta}{\alpha} > 1$. Now, we make use of the fact that Condition (8) is equivalent to the inequality

$$J_{11}J_{22} - J_{12}J_{21} - \frac{1}{4D_{I_1}D_{I_2}} (J_{11}D_{I_2} + J_{22}D_{I_1})^2 < 0. \quad (9)$$

After substituting the corresponding values from Equation (5) we see that whenever the following inequality

$$2D_{I_1}D_{I_2} \frac{\alpha + 2\delta}{\alpha\beta} [\beta^2(\alpha + 2\delta) - \alpha\delta(\beta + 2\alpha)] - D_{I_1}^2(\delta - \beta) - D_{I_2}^2(\alpha + 2\delta)^2 < 0, \quad (10)$$

is satisfied, Condition (9) is satisfied. Using $\mathcal{R}_0 > 1$ leads to

$$\frac{\delta}{\beta}(\beta + 2\alpha) < \beta + 2\delta; \quad (11)$$

while $\alpha < \beta$ leads to

$$-\frac{\beta}{\alpha}(\alpha + 2\delta) < -(\alpha + 2\delta). \quad (12)$$

The addition of Conditions (11)-(12) leads to the inequality

$$\frac{\delta}{\beta}(\beta + 2\alpha) - \frac{\beta}{\alpha}(\alpha + 2\delta) < \beta - \alpha. \quad (13)$$

Thus, we conclude that Condition (8) (Inequality (10)) holds as long as

$$\mathcal{R}_0 = \frac{\beta}{\delta} > 1 \quad \text{and} \quad \frac{\beta}{\alpha} > 1 \quad (14)$$

The main conclusion of this section can be stated as follows:

Theorem 1. *The linear System (4) satisfies necessary and sufficient conditions for diffusive instability whenever $\mathcal{R}_0 > 1$ and $\frac{\beta}{\alpha} > 1$. In other words, diffusive instability takes place when the endemic state exists ($\mathcal{R}_0 > 1$) and I_2 individuals are not infectious for too long.*

The steady state non-uniform distribution of infected individuals (symptomatic and asymptomatic) loses stability due small perturbations of the form

$$\ell_i(x,t) = \alpha_i \cos(qx) e^{\sigma t}, \quad i = 1, 2. \quad (15)$$

The present analysis works as long as the perturbations are sufficiently small to make the linear approximation (Model (4)) a valid representation of the truly nonlinear representation of Model (1). When the perturbations have been amplified beyond a small size, the analysis is not longer adequate. As a result of the above analysis, we expect that an initial spatially distributed population, will begin to “break up” and aggregate according to the presence or absence of symptoms. See Figure 1-3 generated via the simulations carried out under Condition (14). We see that aggregation occurs faster if the difference in diffusion rates is large for both the linear Model (4) (see Figure 1-2) and nonlinear Model (1) (see Figure 3).

3 Cross-diffusion models

The dynamics of solitary and honey bees and their role in enhancing cross-pollination in California almond tree farms was studied via a cross-diffusion model in [41]. The model for the interaction of honey bees, $u_1(x,y,t)$, and solitary bees, $u_2(x,y,t)$ at time t and position $(x,y) \in \Omega$, proposed in [41], is given by the system:

$$\begin{aligned} \frac{\partial}{\partial t} u_i &= \nabla^2 (\alpha_i + \beta_{i1} u_1 + \beta_{i2} u_2) u_i + \gamma_i \nabla \cdot (u_i \nabla W) && \text{in } \Omega \times (0, T), \\ u_i(x, y, 0) &= \xi_i(x, y) && \text{on } \Omega \times \{t = 0\}, \\ \frac{\partial u_i}{\partial \mathbf{v}} &= 0 && \text{on } \partial \Omega \times (0, T), \end{aligned} \quad (16)$$

where $\alpha_i \geq 0$ represents the intrinsic diffusion, $\beta_{ij} \geq 0$ represents the self-diffusion for $i = j$ and cross-diffusion for $i \neq j$, $W = W(x, y, t)$ represents the environmental potential, and $\gamma_i \in \mathbb{R}$ is the coefficient associated with W . The dynamics of avoidance between honey and solitary bees was captured by the addition of cross- and self-diffusion terms to the model in [36]. Numerical simulations were used to show that cross-diffusion was indeed capable of capturing the observed spatial aggregation of individuals by species. The resulting spatial aggregating of bees by species, as a result of a strong cross-diffusion (β_{12}), is illustrated in Figure 4. This figure shows that in areas of high solitary bee density (u_2) result in low honey bee density (u_1)

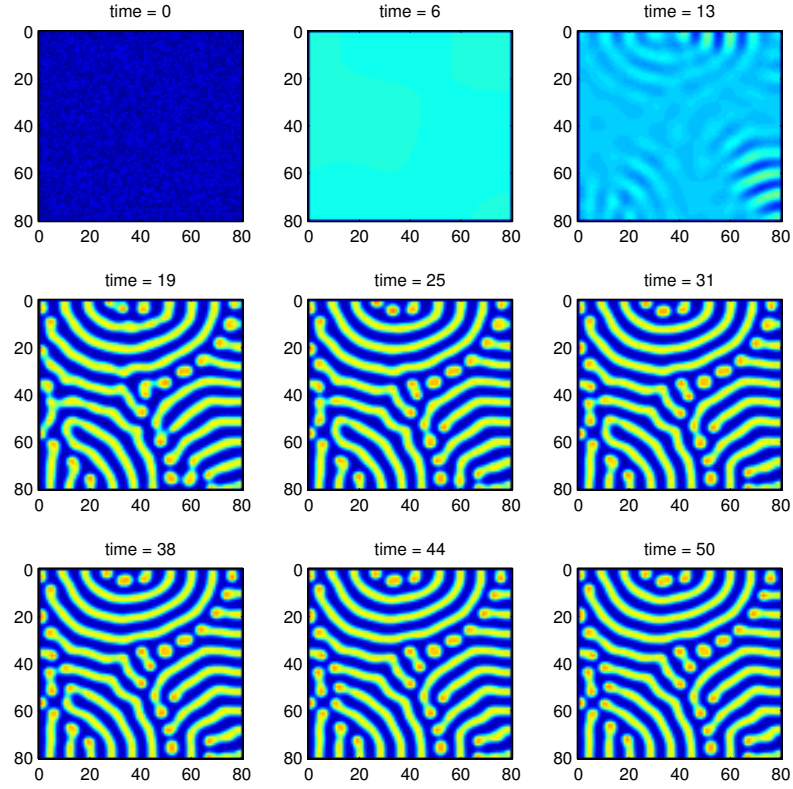


Fig. 1 Spatial aggregation for Model (4) occurs quickly when the difference between diffusion rates is large. ($D_{I_1} = 10$ and $D_{I_2} = 80$. $\alpha = 0.05$, $\beta = 0.13$ and $\delta = 1.3$, chosen so that Condition (14) is satisfied).

and in areas of low solitary bee densities result in honey bees aggregating in high densities.

The use of cross-diffusion to model spatially explicit epidemics has been studied in the past (see [24, 28, 37, 40]). Most recently, the role of density-dependent cross-diffusion in epidemiology has been explored numerically by Berres and Ruiz-Baier [5] via the model

$$\begin{aligned} \frac{\partial S}{\partial t} &= rS \left(1 - \frac{S}{K}\right) - \beta \frac{SI}{S+I} + D_S \nabla^2 S + c \nabla \cdot (S \nabla I) \\ \frac{\partial I}{\partial t} &= \beta \frac{SI}{S+I} - \gamma I + D_I \nabla^2 I \end{aligned} \quad (17)$$

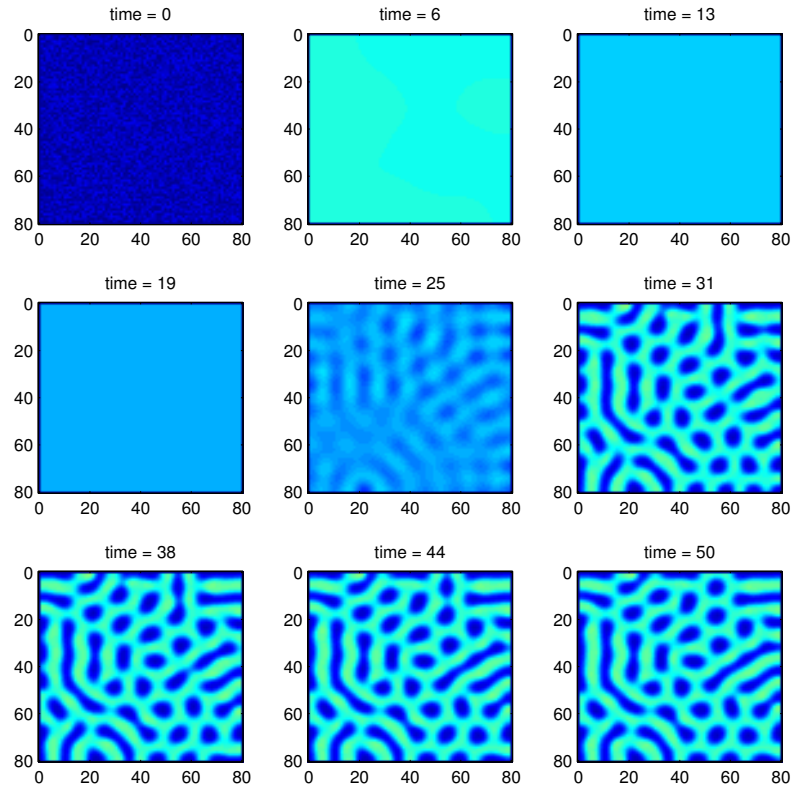


Fig. 2 Spatial aggregation for Model (4) occurs slowly when the difference between diffusion rates is small. ($D_I = 10$ and $D_S = 20$. $\alpha = 0.05$, $\beta = 0.13$ and $\delta = 1.3$, chosen so that (14) is satisfied).

where K is the carrying capacity, r is the intrinsic birth rate, β is the transmission rate, γ is the recovery rate, D_S and D_I are the susceptible and infective diffusion coefficients, respectively, and c is the cross-diffusion coefficient.

Following the approach in [41], the role of density-dependent cross-diffusion in the aggregation of individuals according to epidemiological states during a nefarious disease outbreak is carried out below. We expand on the type of cross-diffusion model in [6] via the use only of a population of S -individuals (susceptible) and I -individuals (infectives), that is, symptomatic infectious individuals. The model below assumes that symptoms generate avoidance.

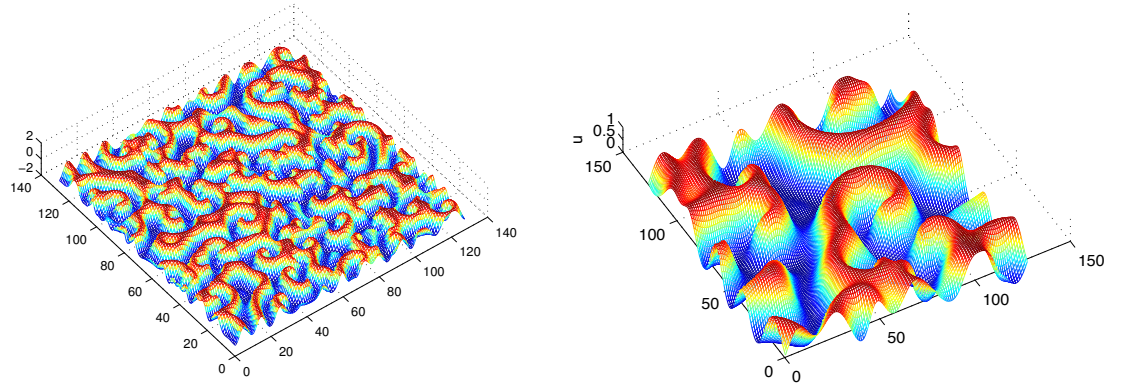


Fig. 3 When the difference between diffusion rates, D_{I_1} and D_{I_2} from Model (1) is large (left) aggregation occurs faster than when the difference between diffusion rates is small (right). Not linear model, we use the same parameters from model (4), except for a bigger β ($\alpha = 0.05, \beta = 1$ and $\delta = 1.3$, chosen so that (14) is satisfied).

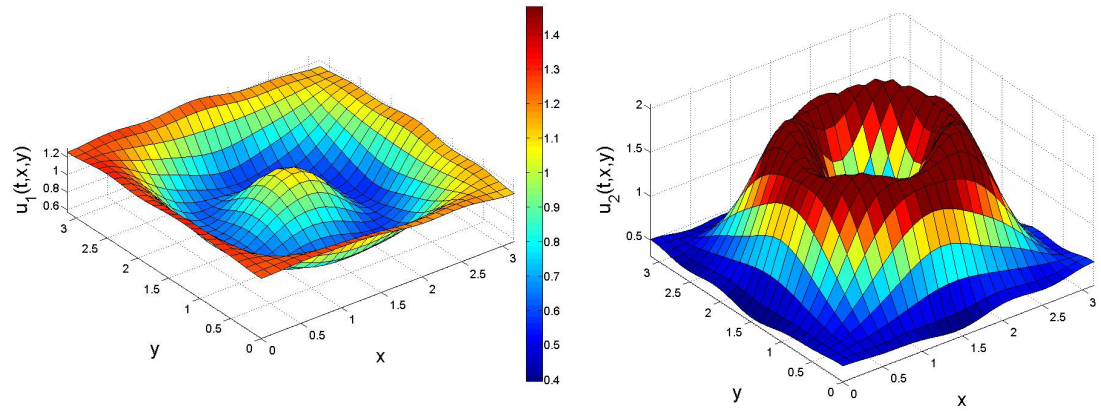


Fig. 4 The effects of a high cross-diffusion effect of solitary bees on honey bees ($\alpha_1 = \alpha_2 = \beta_{11} = \beta_{21} = \beta_{22} = 1, \gamma_1 = \gamma_2 = 5, \beta_{12} = 10$). Honey bees (u_1) are in low densities in areas where solitary bees (u_2) are in high densities and honey bees are found in high densities in areas where solitary bees are in low densities, thus demonstrating the avoidance effects of cross-diffusion [41].

3.1 *SI model with diffusion*

As a starting point, let the densities for populations susceptible to a disease and infective with a disease, at time t and position $(x, y) \in \Omega$ be $S(x, y, t)$ and $I(x, y, t)$, respectively. We assume the model takes the form of the following reaction-diffusion model

Incorporating the reaction and diffusion terms leads to the following *SI* epidemiological system

$$\begin{aligned}\frac{\partial S}{\partial t} &= rS^{\alpha_1} \left(1 - \frac{S^{\alpha_1}}{K}\right) - \beta \frac{SI}{(S+I)^{\alpha_2}} + D_S \nabla^2 S + c \nabla \cdot (S \nabla I) \\ \frac{\partial I}{\partial t} &= \beta \frac{SI}{(S+I)^{\alpha_2}} - \gamma I + D_I \nabla^2 I.\end{aligned}\tag{18}$$

Finally, it is further assumed that we have a closed system involving no external input; thus the use of Neumann boundary conditions

$$\frac{\partial}{\partial \mathbf{v}} S = \frac{\partial}{\partial \mathbf{v}} I = 0,\tag{19}$$

is acceptable. The initial conditions are as follows

$$S(x, y, 0) = S_0(x, y) \quad \text{and} \quad I(x, y, 0) = I_0(x, y).\tag{20}$$

Whenever D_S and D_I are the dominant coefficients, System (18) reduces essentially to the heat equation, which under Neumann boundary conditions will go to the average of the initial data as $t \rightarrow \infty$ [29].

3.2 *Effects of recruitment*

Next we examine System (18) with $\alpha_2 = 1$, that is, we focus on the study of the effects of recruitment. When $\alpha_1 = 1$, logistic recruitment, System (18) reduces to System (17).

Lemma 1. *System (17) will support Turing's diffusive instability if*

$$\mathcal{R}_0 := \frac{\beta}{\gamma} < \frac{r}{\gamma} + 1,\tag{21}$$

$$Z := -D_S \frac{(\beta - \gamma)}{\mathcal{R}_0} - D_I r + D_I \beta - D_I \frac{\gamma}{\mathcal{R}_0} - \frac{(\beta - \gamma)^2}{\beta} c \frac{K(r - (\beta - \gamma))}{r} > 0,\tag{22}$$

and

$$Z^2 \geq D_S D_I \gamma (\beta - \gamma) (r - \beta + \gamma).\tag{23}$$

Proof. To show Turing's diffusive instability, we first examine System (17) without diffusion terms ($D_S = D_I = c = 0$). The corresponding endemic equilibrium point is

$$(S^*, I^*) = \left(\frac{K(r - \beta + \gamma)}{r}, \frac{K(r - \beta + \gamma)(\beta - \gamma)}{r\gamma} \right), \quad (24)$$

the basic reproduction number is

$$\mathcal{R}_0 = \frac{\beta}{\gamma}, \quad (25)$$

and the Jacobian of System (17) without diffusion evaluated at the endemic equilibrium is

$$J = \begin{pmatrix} -r + \beta - \frac{\gamma^2}{\beta} & -\frac{\gamma^2}{\beta} \\ \frac{(\beta - \gamma)^2}{\beta} & -\frac{\gamma(\beta - \gamma)}{\beta} \end{pmatrix}. \quad (26)$$

By [23] and [42], Turing's diffusive instability occurs if the following four conditions are satisfied

$$\text{tr}J = J_{11} + J_{22} < 0 \quad (27)$$

$$\det J = J_{11}J_{22} - J_{12}J_{21} > 0 \quad (28)$$

$$\det \hat{D} = \hat{D}_{11}\hat{D}_{22} - \hat{D}_{12}\hat{D}_{21} > 0 \quad (29)$$

$$(\hat{D}_{11} - \hat{D}_{22})^2 + 4\hat{D}_{12}\hat{D}_{21} \geq 0 \quad (30)$$

$$\hat{D}_{11}J_{22} + \hat{D}_{22}J_{11} - \hat{D}_{12}J_{21} - \hat{D}_{21}J_{12} > 0 \quad (31)$$

$$(\hat{D}_{11}J_{22} + \hat{D}_{22}J_{11} - \hat{D}_{12}J_{21} - \hat{D}_{21}J_{12})^2 - 4\det \hat{D} \det J \geq 0 \quad (32)$$

where the diffusion matrix is given by

$$\hat{D} = \begin{pmatrix} \hat{D}_{11} & \hat{D}_{12} \\ \hat{D}_{21} & \hat{D}_{22} \end{pmatrix} = \begin{pmatrix} D_S c \frac{K(r - (\beta - \gamma))}{r} & \\ 0 & D_I \end{pmatrix}.$$

Notice that in the absence of cross-diffusion, $D_{12} = D_{21} = 0$, Conditions (27), (28), and (32) become Conditions (6), (7), and (8) from Model (1).

Conditions (27) and (28) hold if

$$\beta < r + \gamma, \quad (33)$$

which is equivalent to

$$\mathcal{R}_0 < \frac{r}{\gamma} + 1. \quad (34)$$

thus we must have that

$$1 < \mathcal{R}_0 < \frac{r}{\gamma} + 1. \quad (35)$$

It can be shown that Conditions (29) and (30) hold if $D_S, D_I \neq 0$, while Condition (31) holds if

$$Z := -D_S \frac{(\beta - \gamma)}{\mathcal{R}_0} - D_I r + D_I \beta - D_I \frac{\gamma}{\mathcal{R}_0} - \frac{(\beta - \gamma)^2}{\beta} c \frac{K(r - (\beta - \gamma))}{r} > 0 \quad (36)$$

and Condition (32) holds if

$$Z^2 \geq D_S D_I \gamma (\beta - \gamma) (r - \beta + \gamma) \quad (37)$$

□

When $\alpha_1 = 0$, constant recruitment, System (18) becomes

$$\begin{aligned} \frac{\partial S}{\partial t} &= \Lambda - \beta \frac{SI}{S+I} + D_S \nabla^2 S + c \nabla \cdot (S \nabla I) \\ \frac{\partial I}{\partial t} &= \beta \frac{SI}{S+I} - \gamma I + D_I \nabla^2 I \end{aligned} \quad (38)$$

where $\Lambda = r \left(1 - \frac{1}{K}\right)$.

Lemma 2. *Model (38) does not support Turing's diffusive instability.*

Proof. The endemic equilibrium is

$$(S^*, I^*) = \left(\frac{\Lambda}{\beta - \gamma}, \frac{\Lambda}{\gamma} \right). \quad (39)$$

The basic reproductive number is

$$\mathcal{R}_0 = \frac{\beta}{\gamma}. \quad (40)$$

and we assume $\beta > \gamma$ so that $\mathcal{R}_0 > 1$.

The Jacobian is

$$J = \begin{pmatrix} -\frac{(\beta - \gamma)^2}{\beta} & -\frac{\gamma^2}{\beta} \\ \frac{(\beta - \gamma)^2}{\beta} & -\frac{\gamma(\beta - \gamma)}{\beta} \end{pmatrix}, \quad (41)$$

and the diffusion matrix is

$$\hat{D} = \begin{pmatrix} D_S & c \frac{\Lambda}{\beta - \gamma} \\ 0 & D_I \end{pmatrix}.$$

Note that Condition (31) fails due to the assumption that $\beta > \gamma$, and thus from [23] and [42] we know that Turing diffusive instability is not possible. □

In short, logistic recruitment seems critical for supporting Turing's diffusive instability in the proposed cross-diffusion model.

3.3 Effects of incidence functions

The literature has often focused on modeling epidemics using the so called “mass-action” law ($\alpha_2 = 0$) or “standard” incidence ($\alpha_2 = 1$). In this section, we explore the role of this assumption in support of diffusive instability in our setting.

When $\alpha_2 = 0$, the mass action law comes into play and System (18) becomes

$$\begin{aligned}\frac{\partial S}{\partial t} &= rS \left(1 - \frac{S}{K}\right) - \beta SI + D_S \nabla^2 S + c \nabla \cdot (S \nabla I) \\ \frac{\partial I}{\partial t} &= \beta SI - \gamma I + D_I \nabla^2 I\end{aligned}\tag{42}$$

Lemma 3. *System (42) will not support Turing’s diffusive instability.*

Proof. The endemic equilibrium is

$$(S^*, I^*) = \left(\frac{\gamma}{\beta}, \frac{r(K\beta - \gamma)}{K\beta^2} \right),\tag{43}$$

where the basic reproductive number is

$$\mathcal{R}_0 = \frac{\beta K}{\gamma}.\tag{44}$$

The Jacobian evaluated at the endemic equilibrium is

$$J = \begin{pmatrix} -\frac{r}{\mathcal{R}_0} & -\gamma \\ r \left(1 - \frac{1}{\mathcal{R}_0}\right) & 0 \end{pmatrix}.\tag{45}$$

The diffusion matrix is

$$\hat{D} = \begin{pmatrix} D_S & c \frac{\gamma}{\beta} \\ 0 & D_I \end{pmatrix}.$$

Notice that Condition (31) fails if $\mathcal{R}_0 > 1$ is imposed. Thus (42) will not result in Turing’s diffusive instability. \square

The case $\alpha_2 = 1$, standard incidence, corresponds to the case when System (18) becomes System (17), and so, Turing’s diffusive instability is possible. The use of standard incidence seems critical to the support of Turing’s diffusive instability in our setting.

3.4 Necessary and sufficient conditions

Theorem 2. *For a density dependent cross-diffusion SI model of the form System (18), logistic recruitment and standard incidence functions are necessary for Turing's diffusive instability.*

Proof. The proof is a direct result of the preceding lemmas. □

See Figure 3.4 for simulations for Model (17) carried out under Conditions (21)-(23).

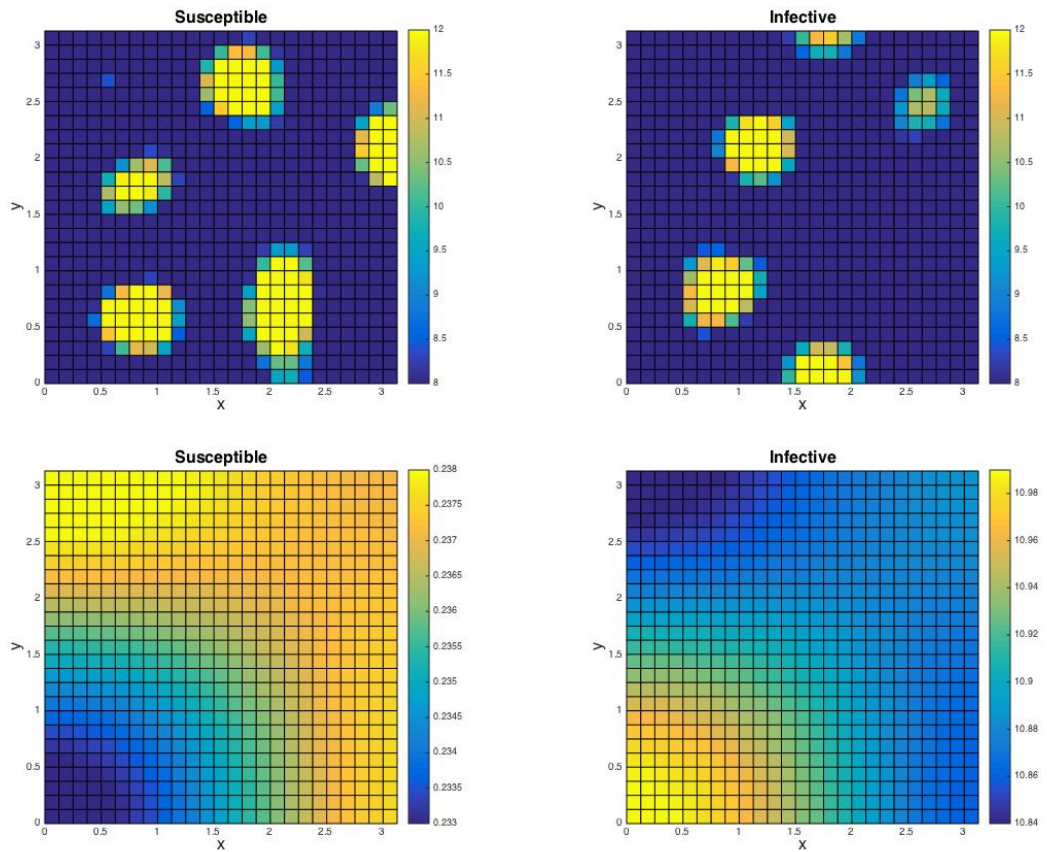


Fig. 5 The distribution for Model (18) under constant recruitment ($\alpha_1 = 0$) and mass action incidence function ($\alpha_2 = 0$) under the conditions $D_S = 0.1, D_I = 2, c = 0.02, r = 0.4, K = 100, \beta = 0.5$, chosen so that Conditions (21)-(23) are satisfied for $t = 0$ (top), $t = 500$ (bottom). As time increases the distributions of both susceptible and infective populations have a homogeneous distribution, with no patches.

4 Discussion and Conclusion

We have proposed two models: a phenomenological model that examined the effects of an “unusual” incidence function and a cross-diffusion model. Model (1) can be applied to the study of sexually transmitted diseases such as *chlamydia* and *gonorrhoea* as well as to communicable diseases like *leprosy* or possibly Ebola. In all three examples some form of *social distancing* is assumed to be generated in response to the presence of symptoms. Model (1) predicts that changes in behavior will result in spatial aggregation (via diffusive instability) and that such natural responses help, in fact, to reduce the population’s levels of infection.

An *SI* model with density dependent cross-diffusion, where susceptible individuals avoid increasing gradients of infective individuals is also considered. Indeed if the sign of the diffusion coefficient is negated, individuals would be attracted to increasing gradients of infective populations, as shown in the Keller-Segel model [19, 20], rather than repelled from infective populations. Using Model (18) as a starting point, we examine the effects of the choice of recruitment and incidence functions and conclude that a logistic recruitment and standard incidence functions are necessary to have pattern formations, Turing’s diffusive instability. Mass action incidence function, a popular choice, does not result in diffusive instability.

References

1. FR Adler and M Kretzschmar. Aggregation and stability in parasitehost models. *Parasitology*, 104(02):199–205, 1992.
2. Frederick R Adler. The effects of averaging on the basic reproduction ratio. *Mathematical biosciences*, 111(1):89–98, 1992.
3. Håkan Andersson, Tom Britton, et al. Heterogeneity in epidemic models and its effect on the spread of infection. *Journal of applied probability*, 35(3):651–661, 1998.
4. LM Balina and Raul P Valdez. Reflections on the international leprosy congresses and other events in research, epidemiology, and elimination of leprosy. *International Journal of Leprosy*, 62:412–427, 1994.
5. Stefan Berres and Ricardo Ruiz-Baier. A fully adaptive numerical approximation for a two-dimensional epidemic model with nonlinear cross-diffusion. *Nonlinear Anal. Real World Appl.*, 12(5):2888–2903, 2011.
6. Derdei Bichara, Yun Kang, Carlos Castillo-Chavez, Richard Horan, and Charles Perrings. Sis and sir epidemic models under virtual dispersal. *arXiv preprint arXiv:1503.08881*, 2015.
7. Fred Brauer, Pauline Van den Driessche, and Jianhong Wu. *Mathematical epidemiology*, volume 1945. Springer, 2008.
8. G Carrero, M Lizana. Pattern formation in a SIS epidemiological model. *Can. Appl. Math. Q.* 11(1):1–22, 2003.
9. Carlos Castillo-Chavez, Sally Blower, Pauline Driessche, Denise Kirschner, and Abdul-Aziz Yakubu. *Mathematical approaches for emerging and reemerging infectious diseases: models, methods, and theory*, volume 126. Springer, 2002.
10. Carlos Castillo-Chavez, Wenzhang Huang, and Jia Li. Competitive exclusion in gonorrhoea models and other sexually transmitted diseases. *SIAM Journal on Applied Mathematics*, 56(2):494–508, 1996.

11. Carlos Castillo-Chavez and Bingtuan Li. Spatial spread of sexually transmitted diseases within susceptible populations at demographic steady state. *Math Biosci Eng*, 5(4):713–727, 2008.
12. Gerardo Chowell, Nick W Hengartner, Carlos Castillo-Chavez, Paul W Fenimore, and JM Hyman. The basic reproductive number of ebola and the effects of public health measures: the cases of congo and uganda. *Journal of Theoretical Biology*, 229(1):119–126, 2004.
13. Edgar Diaz Herrera. *Diffusive instability and aggregation in epidemics*. PhD thesis, Arizona State University, 2010.
14. Odo Diekmann, K Dietz, and JAP Heesterbeek. The basic reproduction ratio for sexually transmitted diseases: I. theoretical considerations. *Mathematical biosciences*, 107(2):325–339, 1991.
15. Odo Diekmann, Hans Heesterbeek, and Tom Britton. *Mathematical tools for understanding infectious disease dynamics*. Princeton University Press, 2012.
16. Eli P Fenichel, Carlos Castillo-Chavez, MG Ceddia, Gerardo Chowell, Paula A Gonzalez Parra, Graham J Hickling, Garth Holloway, Richard Horan, Benjamin Morin, Charles Perings, et al. Adaptive human behavior in epidemiological models. *Proceedings of the National Academy of Sciences*, 108(15):6306–6311, 2011.
17. Karl P Hadeler and Carlos Castillo-Chávez. A core group model for disease transmission. *Mathematical biosciences*, 128(1):41–55, 1995.
18. K. R. Heiderich, W. Huang, and C. Castillo-Chavez. Nonlocal response in a simple epidemiological model. In *Mathematical approaches for emerging and reemerging infectious diseases: an introduction (Minneapolis, MN, 1999)*, volume 125 of *IMA Vol. Math. Appl.*, pages 129–151. Springer, New York, 2002.
19. Evelyn F Keller and Lee A Segel. Initiation of slime mold aggregation viewed as an instability. *Journal of Theoretical Biology*, 26(3):399–415, 1970.
20. Evelyn F Keller and Lee A Segel. Model for chemotaxis. *Journal of Theoretical Biology*, 30(2):225–234, 1971.
21. William O Kermack and Anderson G McKendrick. Contributions to the mathematical theory of epidemics. ii. the problem of endemicity. *Proceedings of the Royal society of London. Series A*, 138(834):55–83, 1932.
22. Maria A. Kiskowski. A three-scale network model for the early growth dynamics of 2014 west africa ebola epidemic. *PLoS Currents: Outbreaks*, 2014.
23. Niraj Kumar and Werner Horsthemke. Effects of cross diffusion on turing bifurcations in two-species reaction-transport systems. *Physical Review E*, 83(3):036105, 2011.
24. Li Li, Jin Zhen, and Sun Gui-Quan. Spatial pattern of an epidemic model with cross-diffusion. *Chinese Physics Letters*, 25(9):3500, 2008.
25. Benjamin R Morin, Eli P Fenichel, and CARLOS CASTILLO-CHAVEZ. Sir dynamics with economically driven contact rates. *Natural resource modeling*, 26(4):505–525, 2013.
26. James D Murray. *Mathematical Biology I: An Introduction*, volume 17. Springer, New York, NY, USA., 2002.
27. James D Murray. *Mathematical Biology II: Spatial Models and Biomedical Applications*, volume 17. Springer, New York, NY, USA., 2002.
28. R Nallaswamy and B Shukla. Effects of Dispersal on the Stability. *Mathematical Biosciences*, 72:63–72, 1982.
29. WM Ni. Diffusion, cross-diffusion, and their spike-layer steady states. *Notices of the AMS*, pages 9–18, 1998.
30. H Nishiura and G Chowell. Early transmission dynamics of ebola virus disease (evd), west africa, march to august 2014. *Euro Surveill*, 19(36):20894, 2014.
31. S Riley. Large-scale spatial-transmission models of infectious disease. *Science*, 316(5829):1298–1301, 2007.
32. Karen R Rios-Soto, Baojun Song, and Carlos Castillo-Chavez. Epidemic spread of influenza viruses: The impact of transient populations on disease dynamics. *Mathematical Biosciences and Engineering*, 8(1):199–222, 2011.

33. Gwen Robbins, V Mushrif Tripathy, VN Misra, RK Mohanty, VS Shinde, Kelsey M Gray, and Malcolm D Schug. Ancient skeletal evidence for leprosy in india (2000 bc). *PloS one*, 4(5):e5669, 2009.
34. Laura C Rodrigues and Diana NJ Lockwood. Leprosy now: epidemiology, progress, challenges, and research gaps. *The Lancet infectious diseases*, 11(6):464–470, 2011.
35. Lee A Segel and Julius L Jackson. Dissipative structure: an explanation and an ecological example. *Journal of Theoretical Biology*, 37(3):545–559, 1972.
36. N Shigesada, K Kawasaki, and E Teramoto. Spatial segregation of interacting species. *Journal of theoretical biology*, 79(1):83–99, July 1979.
37. Gui-Quan Sun, Zhen Jin, Quan-Xing Liu, and Li Li. Spatial Pattern in an Epidemic System With Cross-Diffusion of the Susceptible. *Journal of Biological Systems*, 17(01):141–152, March 2009.
38. Horst R Thieme. *Mathematics in population biology*. Princeton University Press, 2003.
39. Sherry Towers, Oscar Patterson-Lomba, and Carlos Castillo-Chavez. Temporal variations in the effective reproduction number of the 2014 west africa ebola outbreak. *PLOS Currents Outbreaks*, 2014.
40. Yi Wang, Jianzhong Wang, and Li Zhang. Cross diffusion-induced pattern in an si model. *Applied Mathematics and Computation*, 217(5):1965–1970, 2010.
41. KE Yong, Yi Li, and SD Hendrix. of multiple pollinators in almond trees and its potential effect on pollen movement and productivity: A theoretical approach using the Shigesada-Kawasaki-Teramoto model. *Journal of Theoretical Biology*, 305:103–109, 2012.
42. EP Zemskov, K Kassner, MJB Hauser, and W Horsthemke. Turing space in reaction-diffusion systems with density-dependent cross diffusion. *Physical Review E*, 87(3):032906, 2013.

5 Appendix: Derivation of the SI model with diffusion

As a starting point, let the densities for populations susceptible to a disease and infective with a disease, at time t and position $(x, y) \in \Omega$ be $S(x, y, t)$ and $I(x, y, t)$, respectively. We assume the model takes the form of the following reaction-diffusion model

$$\begin{aligned} \frac{\partial S}{\partial t} &= -\nabla \cdot \mathbf{J}_1 + f_1(S, I) \quad \text{in } \Omega \times (0, T), \\ \frac{\partial I}{\partial t} &= -\nabla \cdot \mathbf{J}_2 + f_2(S, I) \quad \text{in } \Omega \times (0, T), \end{aligned} \tag{46}$$

where f_1, f_2 and $\mathbf{J}_1, \mathbf{J}_2$ are the reaction and flux terms for the susceptible and infective populations, respectively. The reaction terms are modeled as follows:

$$f_1(S, I) = rS^{\alpha_1} \left(1 - \frac{S^{\alpha_1}}{K}\right) - \beta \frac{SI}{(S+I)^{\alpha_2}}, \quad f_2(S, I) = \beta \frac{SI}{(S+I)^{\alpha_2}} - \gamma I,$$

where K is the carrying capacity, r is the intrinsic birth rate, β is the transmission rate, γ is the recovery rate, $\alpha_1 \in \{0, 1\}$, $\alpha_2 \in \{0, 1\}$; $\alpha_1 = 1$ corresponding to logistic growth and $\alpha_1 = 0$ to constant recruitment; $\alpha_2 = 0$ accounts for mass-action transmission while $\alpha_2 = 1$ models standard incidence.

It is assumed that each population is influenced by increasing gradients of infectious individuals that result in the “directional” dispersive migrations of each population towards its own type. Let D_S and D_I be the intrinsic-diffusion constants

of the susceptible and infective populations, respectively, then the intrinsic dispersal forces of S and I in the flux are given by the gradient of the densities, $D_S \nabla S$, $D_I \nabla I$, respectively [28]. The assumption that $D_S, D_I \geq 0$ means that the dispersal is in directions away from high densities, the last assumption justified by the tendency of susceptible to avoid increasing gradient populations of symptomatic infectious individuals, that is, it is assumed that they tend to move towards decreasing gradients of symptomatic individuals. The cross-diffusion coefficient measuring the impact of the infective population on the susceptible population is denoted by the constant $c \geq 0$. Therefore, the cross-diffusion force of infective on susceptible populations in the flux is given by $cS \nabla I$. We further assume that there are no other cross-diffusion forces. Thus the flux for S and I are modeled as

$$\begin{aligned}\mathbf{J}_1 &= -D_S \nabla S - cS \nabla I \\ \mathbf{J}_2 &= -D_I \nabla I,\end{aligned}$$

which takes the form of the celebrated Keller-Segel model [19, 20].

Incorporating the reaction and diffusion terms leads to the following SI epidemiological system

$$\begin{aligned}\frac{\partial S}{\partial t} &= rS^{\alpha_1} \left(1 - \frac{S^{\alpha_1}}{K}\right) - \beta \frac{SI}{(S+I)^{\alpha_2}} + D_S \nabla^2 S + c \nabla \cdot (S \nabla I) \\ \frac{\partial I}{\partial t} &= \beta \frac{SI}{(S+I)^{\alpha_2}} - \gamma I + D_I \nabla^2 I.\end{aligned}\tag{47}$$

Finally, it is further assumed that we have a closed system involving no external input; thus the use of Neumann boundary conditions

$$\frac{\partial}{\partial \mathbf{v}} S = \frac{\partial}{\partial \mathbf{v}} I = 0,\tag{48}$$

is acceptable. The initial conditions are as follows

$$S(x, y, 0) = S_0(x, y) \quad \text{and} \quad I(x, y, 0) = I_0(x, y).\tag{49}$$

Whenever D_S and D_I are the dominant coefficients, System (18) reduces essentially to the heat equation, which under Neumann boundary conditions will go to the average of the initial data as $t \rightarrow \infty$ [29].