

Inflation as de Sitter instability

Mariano Cadoni^{1,2,a}, Edgardo Franzin^{1,2,b}, and Salvatore Mignemi^{3,2,c}

¹Dipartimento di Fisica, Università di Cagliari, Cittadella Universitaria, 09042 Monserrato, Italy

²INFN, Sezione di Cagliari, Cittadella Universitaria, 09042 Monserrato, Italy

³Dipartimento di Matematica e Informatica, Università di Cagliari, viale Merello 92, 09123, Cagliari, Italy

Abstract We consider cosmological inflation generated by a scalar field slowly rolling off from a de Sitter maximum of its potential. The models belong to the class of hilltop models and represent the most general model of this kind in which the scalar potential can be written as the sum of two exponentials. The minimally coupled Einstein-scalar gravity theory obtained in this way is the cosmological version of a two-scale generalization of known holographic models, allowing for solitonic solutions interpolating between an AdS spacetime in the infrared and scaling solutions in the ultraviolet. We then investigate cosmological inflation in the slow-roll approximation. Our model reproduces correctly, for a wide range of its parameters, the most recent experimental data for the power spectrum of primordial perturbations. Moreover, it predicts inflation at energy scales of four to five orders of magnitude below the Planck scale. At the onset of inflation, the mass of the tachyonic excitation, *i.e.* of the inflaton, turns out to be seven to eight orders of magnitude smaller than the Planck mass.

1 Introduction

Nowadays, inflationary cosmology [1–5] represents the easiest way to solve the problems of the standard Friedmann-Robertson-Walker (FRW) cosmology, such as the horizon and flatness problems — for a review, see *e.g.* Ref. [6].

The simplest way to generate inflation is to minimally couple Einstein gravity to a scalar field (the inflaton) with a self-interaction potential. There exist a plethora of single field inflationary models that can be classified according to the features of the potential [7]. Other alternatives include more scalar fields, as in the curvaton mechanism [8–10].

Nevertheless, the most recent data of the Planck satellite exclude non-Gaussian perturbations and give a striking experimental confirmation of the simplest single-field inflationary scenario [11–16], and in particular the Starobinsky model [1, 17, 18], or more in general, the so-called cosmological attractors [19–22], characterized by a “red” power spectrum for primordial perturbations and a small tensor/scalar amplitude ratio.

The accuracy of the observational data concerning the power spectrum of primordial quantum fluctuations represents an efficient guide to select inflation models. But, despite the recent remarkable improvements, the important questions about the microscopic origin of the inflaton and about the physics before inflation are still unanswered. This lack of knowledge does not allow one to single out a unique inflationary model, *i.e.* a specific form of the potential. In fact, although the Planck data can be used to strongly constrain the inflationary model, mainly through the values of the spectral index n_s and the tensor/scalar amplitude ratio r , they are not sufficient to select a unique model.

In view of this situation, it is natural to look for hints coming from somewhere else in gravitational physics, for instance supergravity and string theory [23–26].

In recent times, minimally coupled Einstein-scalar gravity has been intensively investigated for holographic applications [27–32]. A class of Einstein-scalar gravity models of particular interest are those allowing for solitonic solutions interpolating between anti de Sitter (AdS) vacua and domain wall (DW) solutions with scale-covariant symmetries. The holographically dual QFT has scaling symmetries, which have a nice interpretation in terms of features of phase transitions in condensed matter systems (hyperscaling violation). These solitonic solutions are naturally related to cosmological solutions by the so-called DW/cosmology duality, a sort of analytic continuation, which maps the soliton in a FRW solution [33–35].

^amariano.cadoni@ca.infn.it

^bedgardo.franzin@ca.infn.it

^csmignemi@unica.it

The cosmological duals of solitons which interpolate between an AdS spacetime at large distances of the bulk theory (the ultraviolet of the dual QFT) and a scale-covariant geometry at small distances in the bulk theory (the infrared of the dual QFT) are natural candidates for describing dark energy [31]. On the other hand, the cosmological duals of solitons interpolating between AdS in the infrared and scale-covariant geometries in the ultraviolet [28, 29] may be relevant for describing inflation. It has been shown that the cosmological solutions of this class of models generate inflation as the scalar field rolls down from a de Sitter (dS) spacetime [36]. In this context, inflation can be described as an instability of the dS spacetime rolling down to a scaling solution. Such models are known as hilltop models [37, 38] and inflation is generated by a scalar field rolling off from a local maximum to the potential. In such a scenario, since inflation starts from a local maximum, the slow-roll conditions can be satisfied more easily. On the experimental side, hilltop models are a subset of the small-field models, which are characterized by a potential with negative curvature. This behaviour of the potential is typical of spontaneous symmetry breaking and phase transitions, *e.g.* quartic potentials, natural inflation models [39] and Coleman-Weinberg potentials [40]. Although hilltop models have been widely used to generate cosmological inflation, in most of them the potential is constructed using powers of the inflaton field. To our knowledge, little attention has been given to hilltop models in which the potential is built as a combination of two exponentials. In this paper we discuss the most general, holographically motivated, hilltop model, for which the potential can be written as the sum of two exponentials. We will show that although near the maximum our model has the well-known behaviour of hilltop models with a parabolic potential, at late times it gives predictions of the spectral parameters of the CMB radiation, which are specific for a two-exponential potential.

The structure of the paper is as follows. In Sect. 2 we generalize the model proposed in Ref. [36] and we construct the most general potential given by the sum of two exponentials. We show that the minimally coupled Einstein-scalar gravity theory constructed in this way is the cosmological version of a two-scale generalization of the holographic models of Refs. [28, 29]. In Sect. 3 we discuss the cosmological solution of our model. Inflation and the spectral parameters of the power spectrum of primordial perturbations are discussed in Sect. 4 using the slow-roll approximation. In Sect. 5 we compare the theoretical predictions of our model with observations. Finally, in Sect. 6 we state our conclusions and in Appendix A we briefly repeat our calculations for a model in which the potential has a constant additive term.

2 The model

The simplest way to fuel inflation into a cosmological scenario is to couple, minimally, Einstein gravity to a scalar field ϕ with an appropriate self-interaction potential $V(\phi)$:

$$A = \int d^4x \sqrt{-g} \left(\frac{m_p^2}{16\pi} R - \frac{1}{2} (\partial\phi)^2 - V(\phi) \right). \quad (1)$$

In this paper we focus on inflation generated by a scalar field rolling off from a maximum of V . This class of models is very natural from a physical point of view because inflation can be thought of just as an instability of the dS spacetime, generated by a scalar perturbation.

Our first goal is to construct the general form of the potential belonging to this class. Without loss of generality we can assume that the maximum of the potential occurs at $\phi = 0$, so that the basic necessary conditions to be imposed on the potential read

$$V(0) > 0, \quad V'(0) = 0, \quad V''(0) < 0. \quad (2)$$

Obviously, the previous conditions are very loose and do not select any specific form of $V(\phi)$. We further constrain the form of the potential by requiring it to be a linear combination of two exponentials. This is a rather strong assumption, but is supported by several arguments. Exponential potentials for scalar field appear quite generically in a variety of situations: compactification of extra dimensions, $f(R)$ gravity theories (which on-shell are equivalent to Einstein-scalar gravity) and low-energy effective string theory. The double exponential potential appears in the context of dimensional reduction of gravity with non-trivial four-form flux on a maximally symmetric internal space — see *e.g.* Ref. [41] and references therein. Moreover, exponential potentials have been shown to be the source of brane solutions of Einstein-scalar gravity called DWs [27–30], which can be analytically continued into FRW cosmological solutions [35, 36].

We are therefore led to consider the following general form of the inflation potential¹

$$V(\phi) = \Lambda^2 \left(a_1 e^{b_1 \mu \phi} + a_2 e^{b_2 \mu \phi} \right), \quad (3)$$

where Λ and μ are some length scales, whose physical meaning will be clarified in short, and $a_{1,2}, b_{1,2}$ are some dimensionless constants characterizing the model. They are constrained by Eqs. (2), giving

$$a_1 + a_2 > 0, \quad a_1 b_1 = -a_2 b_2, \quad a_1 b_1^2 + a_2 b_2^2 < 0. \quad (4)$$

Modulo trivial symmetries interchanging the two exponentials in the potential, the most general solution of the

¹One could also consider a potential with an added constant term. This case will be discussed in Appendix A.

previous equations is $a_1 > 0$, $a_2 < 0$, $b_2 > 0$, $b_1 > 0$ and $a_2/a_1 = -\beta^2$, where we have defined a new dimensionless parameter $\beta^2 \equiv b_1/b_2 < 1$. The parameter rescaling $\Lambda^2 \rightarrow 2\Lambda^2/(3a_2\gamma)$, $\mu \rightarrow \sqrt{3/(b_1b_2)}\mu$ brings the potential in the form

$$V(\phi) = \frac{2\Lambda^2}{3\gamma} \left(e^{\sqrt{3}\beta\mu\phi} - \beta^2 e^{\sqrt{3}\mu\phi/\beta} \right), \quad (5)$$

where $\gamma \equiv 1 - \beta^2$. The potential (5) is a two-scale generalization of the model proposed in Refs. [28, 29], to which it reduces for the particular value of the parameter $\mu = 4\sqrt{\pi}l_P$. The cosmology of the latter model has been investigated in Ref. [36].² We will see in the next section that for generic values of the parameter $\mu \neq 4\sqrt{\pi}l_P$ the cosmological equations resulting from the model (5) do not give rise to an exactly integrable system.

The potential (5) is invariant both under the transformation $\beta \rightarrow 1/\beta$, which corresponds to interchanging the two exponentials in the potential (5) and under the transformation $\beta \rightarrow -\beta$, $\phi \rightarrow -\phi$. These symmetries allow us to limit our consideration to $0 < \beta < 1$. The two limiting cases $\beta = 0, 1$ correspond, respectively, to a pure exponential and to a potential behaving at leading order as

$$V = (2\Lambda^2/3) \left(1 - \sqrt{3}\mu\phi \right) e^{\sqrt{3}\mu\phi}. \quad (6)$$

The potential $V(\phi)$ has a maximum at $\phi = 0$ corresponding to an unstable dS solution with $V(0) = (2/3)\Lambda^2$ and a corresponding tachyonic excitation, the inflaton.

The potential $V(\phi)$ is depicted in Fig. 1 for selected values of the parameters Λ , β and μ .

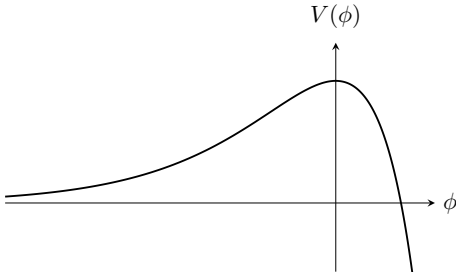


Fig. 1: Plot of the potential (5) for the following values of the parameters in Planck units: $\Lambda = 2$, $\beta = 3/4$, $\mu = \sqrt{3}/3$.

One can therefore use this model to describe inflation as generated by an unstable dS solution. Inflation starts as a quantum fluctuation of the dS solution and is initially driven by a tachyonic excitation of the dS spacetime and proceeds as the scalar field rolls off from the maximum of the potential.

²Notice that our notation differs from that of Ref. [36] for the units used and for a rescaling of the parameter μ by a factor of 2.

2.1 Physical scales

Besides the Planck length $l_P = 1/m_P$, the model is parametrized by the two length scales $\Lambda^{-1/2}$ and μ and by the dimensionless parameter β . The presence of two length scales is a characteristic feature of small-field models of inflation. In the present context the two scales have a simple interpretation in terms of geometric properties of the function $V(\phi)$. They give, respectively, the height and the curvature of the $\phi = 0$ maximum of the function $V(\phi)$. Correspondingly, $\Lambda^{-1/2}$ and μ determine the two physical scales relevant for inflation: the vacuum energy E_V at the beginning of inflation and the inflaton mass squared M_I^2 . We have

$$M_I^2 = V''(0) = -2\Lambda^2\mu^2 = -\frac{32\pi}{3} \frac{\lambda^4}{h^2} m_P^2, \quad (7)$$

$$E_V = [V(0)]^{1/4} = (2/3)^{1/4} \lambda m_P, \quad (8)$$

where we have introduced the two dimensionless parameters h^{-1} and λ ,

$$h = 4\sqrt{\frac{\pi}{3}} \left(\frac{l_P}{\mu} \right), \quad \lambda = \frac{\Lambda^{1/2}}{m_P}, \quad (9)$$

representing the measures of μ and $\Lambda^{1/2}$ in Planck units.

Conversely, β is a purely dimensionless parameter and plays a role which is drastically different from λ and h . It is not linked to any physical scale of the model but quantifies the deviation of the potential from a pure exponential behaviour attained for β near 0.

In the following we use instead of the negative quantity M_I^2 , the inflaton mass defined as $m_I = \sqrt{-M_I^2}$.

3 Cosmological solutions

The cosmology of our model can be investigated using the usual FRW parametrization of the metric

$$ds^2 = -dt^2 + a(t)^2 dS_{(3)}^2, \quad (10)$$

The dS spacetime with constant inflaton is an exact solution of cosmological equations. The dS solution has the usual exponential form, with the scale factor given by

$$a = e^{8l_P\sqrt{\pi}\Lambda t/3}. \quad (11)$$

This solution describes a scalar field sitting forever at the maximum of the potential, generating an exact exponential expansion of the universe, *i.e.* never ending inflation.

The most interesting cosmological solutions are those describing inflation lasting for a finite amount of time. In this case the scalar rolls off from the maximum of V , generating a quasi-exponential expansion of the universe as long as the potential energy of the scalar dominates the kinetic one. This kind of solutions would be the cosmological counterpart of

the solitonic solutions interpolating between an AdS spacetime in the infrared and a DW in the ultraviolet [28, 29].

Searching for these solutions, following Ref. [36], one can try to find exact cosmological solutions by using a different parametrization for the time variable and linear combinations of the fields in such way that the equations for the scalar field and for the scale factor decouple. However, one can easily realize that the decoupling works only for the particular value of the parameter $\mu = 4\sqrt{\pi}l_P$ (corresponding to $h = 1/\sqrt{3}$). For this value of μ the Einstein-scalar gravity models give rise to exactly integrable models both in the case of static (brane) [28, 29] and cosmological solutions [36]. In the static case we have solitonic solutions interpolating between an AdS spacetime in the infrared and a DW in the ultraviolet [28–30]. Analogously, in the cosmological case we have exact solutions which can be used to model inflation [36].

For generic values of the parameter μ the Einstein-scalar system does not decouple, is not exactly integrable and a cosmological solution cannot be found in analytic form.

Approximate solutions of the field equations can be found for some limiting cases. Of particular interest is the case of small β , for which the potential (5) behaves exponentially,

$$V(\phi) \sim -\frac{2\beta^2\Lambda^2}{3\gamma}e^{\sqrt{3}\mu\phi/\beta}, \quad (12)$$

the system can be solved analytically and we have scaling (power-law) solutions, which are obtained from scale-covariant (DW) solutions [27] using the transformation $t \rightarrow ir$, $h \rightarrow it$. In the gauge (10) this scaling solution has the form

$$a \propto t^{h^2\beta^2}, \quad e^{2\phi} \propto t^{-\frac{h\beta}{l_P\sqrt{\pi}}}. \quad (13)$$

4 Inflation and slow-roll approximation

Lacking exact solutions to investigate the cosmology of our model (5), we work in the slow-roll approximation [42]. In this regime the potential energy of the scalar field dominates over the kinetic energy and the universe has a quasi-exponential accelerated expansion as the scalar field slowly rolls off from the maximum of the potential. Following the usual approach, we introduce the slow-roll parameters ε and η ,

$$\varepsilon = \frac{m_P^2}{16\pi} \left(\frac{V'}{V} \right)^2, \quad \eta = \frac{m_P^2}{8\pi} \frac{V''}{V} - \varepsilon. \quad (14)$$

Necessary conditions for the slow-roll approximation to be valid are $\varepsilon, |\eta| \ll 1$. We have inflation as long as $0 \leq \varepsilon < 1$. The parameter ε is zero on the maximum of the potential ($\phi = 0$) and the solution is exactly dS, whereas inflation ends when $\varepsilon = 1$.

The potential (5) is not a monotonic function of the scalar field ϕ : it goes to zero as $\phi \rightarrow -\infty$, has a maximum at $\phi = 0$, and crosses the axis for $\phi = \phi_* \equiv -\frac{2\beta \ln \beta}{\sqrt{3}\gamma\mu}$; $V \rightarrow -\infty$ as $\phi \rightarrow \infty$ (see Fig. 1). Since slow-roll inflation cannot occur for a negative inflaton potential, our model is valid up to $\phi = \phi_*$ and the potential must be modified for values of ϕ greater than ϕ_* . We have then two alternative branches that we can use to generate inflation, *i.e.* I: $0 \leq \phi \leq \phi_*$ and II: $-\infty < \phi \leq 0$. In the following, we investigate the first branch and in Sect. 5.3 we briefly discuss branch II and show that it cannot be compatible with observations.

Let us now introduce the variable

$$Y = e^{\sqrt{3}\gamma\mu\phi/\beta}. \quad (15)$$

In this parametrization the branch under consideration corresponds to $1 \leq Y \leq Y_* \equiv 1/\beta^2$.

As a function of Y , the slow-roll parameters ε and η take the form

$$\varepsilon = \frac{\beta^2}{h^2} \left(\frac{1-Y}{1-\beta^2 Y} \right)^2, \quad \eta = \frac{2}{h^2} \frac{\beta^2 - Y}{1-\beta^2 Y} - \varepsilon. \quad (16)$$

The slow-roll parameter ε is zero for $Y = 1$, whereas $0 < \varepsilon < 1$ for $1 < Y < Y_0$, where

$$Y_0 = \frac{\beta + h}{\beta + \beta^2 h}. \quad (17)$$

For $Y = Y_0$ we have $\varepsilon = 1$ and the universe exits inflation. One can easily check that $Y_0 < 1/\beta^2$, so that during inflation we always have $1 \leq Y \leq 1/\beta^2$ and we can easily satisfy the first slow-roll condition $\varepsilon \ll 1$. On the other hand, the parameter η , which gives a measure of the curvature of the potential, is not small, but we have $\eta = \mathcal{O}(h^{-2})$. It follows that the simplest way to satisfy the second slow-roll condition, $|\eta| \ll 1$, is to choose

$$h \gtrsim 10, \quad (18)$$

in this way we can have $\eta \approx 10^{-2}$ as well as $\varepsilon \approx 10^{-2}$. As already noted, the model discussed in Ref. [36] does not satisfy Eq. (18) because it is characterized by $h = 1/\sqrt{3}$.

In the slow-roll regime, the universe expands quasi-exponentially and the number of e -folds $N = -\log a$, which determines the duration of inflation, is determined by

$$N = - \int dt H = \frac{8\pi}{m_P^2} \int_{\phi_e}^{\phi_b} d\phi \frac{V}{V'}, \quad (19)$$

where $\phi_{e,b}$ are, respectively, the inflaton-field values at the end and beginning of inflation and $H = \dot{a}/a$ is the Hubble parameter.

Using the definition (15) and the expression Y_0 for Y at the end of inflation, Eq. (19) gives the function $Y(N)$ in implicit form,

$$\frac{Y^{1/\gamma}}{Y-1} = e^{2N/h^2} A, \quad A := \frac{\beta}{\gamma} \left(\beta + \frac{1}{h} \right) \left(\frac{\beta + h}{\beta + \beta^2 h} \right)^{1/\gamma}. \quad (20)$$

In the case of the dS solution (11) the scalar field remains constant (the inflaton sits on the top of the potential), and we have $N = \infty$ (eternal inflation). Obviously this configuration is highly unstable. A small perturbation of the scalar field starts the slow roll of the inflaton along the slope and a finite value of N is generated. If this fluctuation is small enough we can solve approximately Eq. (20) for Y near $Y = 1$. We get at leading order,

$$Y = 1 + A^{-1} e^{-2N/h^2}. \quad (21)$$

One can easily check that $0 \leq A^{-1} \leq 1$ with $A^{-1} \rightarrow 0$ for $\beta \rightarrow 1$ and $A^{-1} \rightarrow 1$ for $\beta \rightarrow 0$. Moreover, in the range $0 \leq \beta \leq 1$, $A^{-1}(\beta, h)$ is a monotonically decreasing function of β which depends very weakly on h . It follows immediately that Eq. (21) is a good approximation for γ not too close to 0, whenever $e^{-2N/h^2} \ll 1$. When $\gamma \approx 0$ the approximation (21) holds irrespectively of the value of N .

4.1 Perturbations and spectral parameters

One of the most striking predictions of inflation concerns the spectrum of tensor and scalar perturbations in the early universe [43–47]. During inflation the horizon shrinks and the primordial perturbations, which were causally connected are redshifted to superhorizon scales. Conversely, in the matter-radiation dominated era the horizon grows, the perturbations fall back in the horizon so that they can act as seeds for structure formation and anisotropy in the universe. The information as regards these primordial fluctuations is therefore encoded in the anisotropies of the CMB.

Primordial quantum fluctuations are described in terms of two-point correlation functions for scalar and tensor modes in Fourier space and the associated power spectrum. In the slow-roll approximation, the power spectrum has a power-law behaviour and is usually characterized by four parameters: the amplitudes of scalar perturbations P_R , the ratio r of the amplitudes of tensor and scalar perturbations and their spectral indices n_s and n_T . These parameters are functions of the number of e -folds N and can be expressed in terms of the potential V and the slow-roll parameters (16) as follows:

$$P_R^{1/2}(N) = \frac{4\sqrt{24\pi}}{3m_p^3} \frac{V(\phi(N))^{3/2}}{V'(\phi(N))}, \quad (22a)$$

$$r(N) = -8n_T(\phi(N)) = 16\epsilon(\phi(N)), \quad (22b)$$

$$n_s(N) = 1 - 4\epsilon(\phi(N)) + 2\eta(\phi(N)), \quad (22c)$$

where $\phi(N)$ is defined by Eq. (19).

Using Eqs. (15) and (16) we can express the spectral parameters as a function of $Y(N)$:

$$P_R^{1/2}(N) = \frac{4h\lambda^2}{3\beta\sqrt{\gamma}} \frac{[1 - \beta^2 Y(N)]^{3/2}}{1 - Y(N)} Y(N)^{\beta^2/2\gamma}, \quad (23a)$$

$$r(N) = \frac{16\beta^2}{h^2} \left(\frac{1 - Y(N)}{1 - \beta^2 Y(N)} \right)^2, \quad (23b)$$

$$n_s(N) = 1 - \frac{6\beta^2}{h^2} \left[\frac{1 - Y(N)}{1 - \beta^2 Y(N)} \right]^2 + \frac{4}{h^2} \frac{\beta^2 - Y(N)}{1 - \beta^2 Y(N)}, \quad (23c)$$

where $Y(N)$ is defined, implicitly, by Eq. (20).

For $e^{-2N/h^2} \ll 1$ we can use the approximate expansion for Y given by Eq. (21) and we get, at leading order in the e^{-2N/h^2} expansion,

$$P_R^{1/2}(N) = \frac{4\gamma A}{3\beta} h\lambda^2 e^{2N/h^2}, \quad (24a)$$

$$r(N) = \left(\frac{4\beta}{A\gamma h} \right)^2 e^{-4N/h^2}, \quad (24b)$$

$$n_s(N) = 1 - \frac{4}{h^2} \left(1 + \frac{1 + \beta^2}{A\gamma} e^{-2N/h^2} \right). \quad (24c)$$

One important feature of Eqs. (24) is the exponential dependence on N . This must be compared with the typical behaviour of the Starobinsky model and more in general of cosmological attractor models, where one typically obtains $r \propto 1/N^2$ and $n_s - 1 \propto -1/N$ — see *e.g.* Ref. [22] and references therein.

It is easy to check that the exponential behaviour of the spectral parameters (24) is an universal feature of hilltop models characterized by a quadratic maximum. It is a consequence of the local behaviour of the potential near $\phi = 0$. In fact Eqs. (24) can also be obtained by considering a potential $V = 2\Lambda^2/3 + M_I^2 \phi^2/2$, with M_I^2 given by Eq. (7). This is consistent with the fact that for N/h^2 very large, inflation occurs near to the maximum of the potential, where V can be approximated by the previous form.

Notice that the condition $h \gg 1$ alone does not guarantee the potential to be well approximated by the parabolic one. Since we need at least $h \gtrsim 10$, such limit is obtained for $N \gg 60$. For instance for $h = 10$ and $N = 60$ we have $e^{-2N/h^2} \approx 0.54$. It follows that the approximate expressions (24) can only be used in a regime of very large N , for which we do not have a direct access to observations, and, therefore, in the following we will be using expressions (23).

5 Comparison with observation

In this section we compare the theoretical results of our model for the spectral parameters P_R , r and n_s with the most recent results of observations, in particular the joint analysis of BICEP2/Keck Array and Planck data [14].

The spectral parameters are functions of the number of the e -folds N and depend on the three dimensionless parameters λ , h and β . Because λ enters only in the normalization of the power spectrum P_R , whereas r and n_s depend on h and β only we will use the following strategy: we will first determine using Eqs. (23b) and (23c) and the experimental results for r and n_s , the allowed range of the parameters h and β for a given value of e -folds N . We will then use Eq. (23a) and the experimental results for P_R to determine the corresponding values of the parameter λ . Finally we use Eqs. (7) and (8) to determine the vacuum energy E_V and the inflaton mass m_I .

For r , n_s and P_R we use the most recent results [14], *i.e.* $r < 0.05$, $n_s = 0.965 \pm 0.006$ and $P_R^{1/2} \approx 10^{-5}$. Since the perturbations we are observing today with momentum of the order of the horizon radius exited the horizon during inflation at $N = [48, 60]$, we will consider only values of N in this range.

The calculations have to be performed numerically because the function $Y(N)$ appearing in Eqs. (23) is not known, but it is defined implicitly by Eq. (20). As we said in the previous section, a possible way to avoid numerical computations is to work in a regime where $e^{-2N/h^2} \ll 1$ and then Eqs. (24) hold. But unfortunately, these expressions are valid in the large N regime, not accessible to observations.

The results of our numerical computations are shown in the two sets of density plots in Figs. 2 and 3. Once we have chosen the value of N , the coloured region in such plots represent the range of values of β and h for which we have values of r and n_s compatible with the experimental measurements.

Note that the allowed region of parameters (β, h) is quite independent from N , at least for N in the range $[48, 60]$.

5.1 Spectral parameters

In Fig. 2 we show the numerical results obtained from Eqs. (23b) and (23c). We plot the tensor/scalar ratio r (left) and the spectral index n_s (right) as functions of β and h for four selected values of $N = 48, 52, 56, 60$. The corresponding values of r and n_s are given in terms of the colour scale shown on the right of every plot.

In general, higher values of n_s correspond to higher values of h . Moreover, when β is not too close to zero n_s depends very weakly on β . For β close to zero h is allowed to vary from $h \sim 15$ up to $h \sim 1000$ and farther. As β increases the allowed range of h shrinks monotonically and is restricted to $[15, 50]$ for β close to 1.

The tensor/scalar ratio r shows a different pattern. For β close to zero it depends strongly on h . Whereas for values of β not too close to zero, it depends weakly on both parameters β and h . Also in this case we observe the monotonic shrinking of the allowed values of h for growing values of β .

5.2 Vacuum energy and inflaton mass

In Fig. 3 we show the numerical results obtained from Eqs. (7) and (8). We plot the vacuum energy E_V (left) and the inflaton mass m_I (right) as functions of β and h , again for $N = 48, 52, 56, 60$. The corresponding values of E_V and m_I are given in terms of the scale of colour shown on the right of every plot.

Because we do not have stringent experimental bounds on E_V and m_I , we are interested just in the order of magnitude of these quantities. We observe that the order of magnitude of E_V depends very weakly on h and N . Also the dependence on β is quite weak, as long as we take values of β not too close to 0. Thus, for β not too close to 0, the vacuum energy remains about 10^{-4} to 10^{-5} Planck masses.

On the other hand, the inflaton mass is more sensitive to β . Its order of magnitude is between 10^{-7} and 10^{-8} Planck masses but for values of β near to 0 we have smaller values of m_I .

5.3 Other branch of the potential

Until now we have considered the slow-roll regime for branch I of the potential, *i.e.* $0 \leq \phi < \infty$. Let us briefly consider branch II, *i.e.* $-\infty < \phi \leq 0$. Investigation of this branch is of particular interest because the most interesting cosmological solutions one can obtain for the exact solvable model with $h = 1/\sqrt{3}$ are defined in branch II of the potential [36].

In terms of the parametrization (15), region II corresponds to $0 < Y \leq 1$. The slow-roll parameters ε and η are still given by Eqs. (16) but now the condition for inflation $\varepsilon \leq 1$ requires

$$\frac{\beta - h}{\beta(1 - \beta h)} \leq Y \leq 1,$$

which can be satisfied only if $h < \beta$. It follows that $h = \mathcal{O}(1)$. One can easily see from Eqs. (16) and Eqs. (23b) and (23c) that these values of h are not only incompatible with the slow-roll condition $|\eta| \ll 1$, but are also completely ruled out by the experimental constraints on n_s .

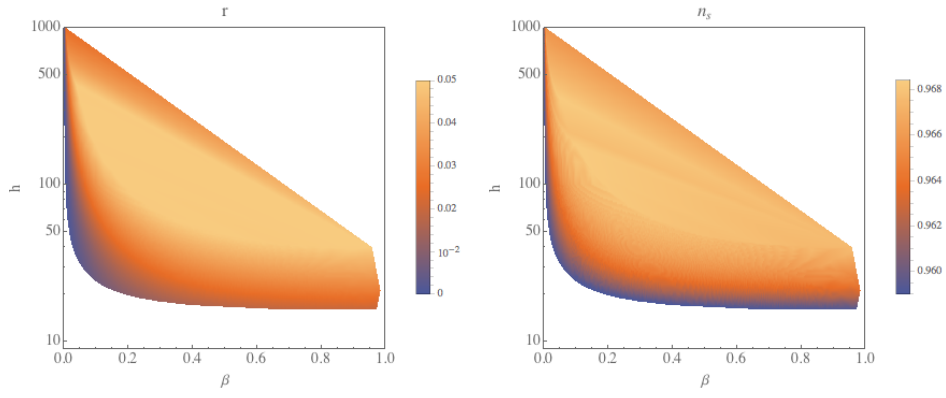
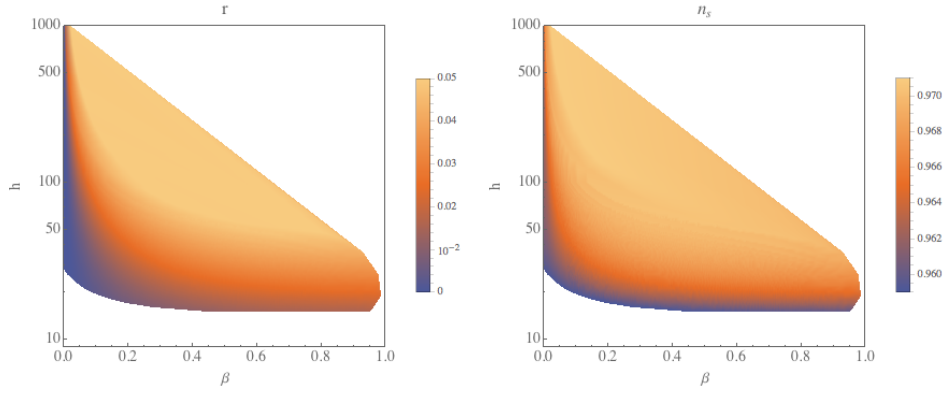
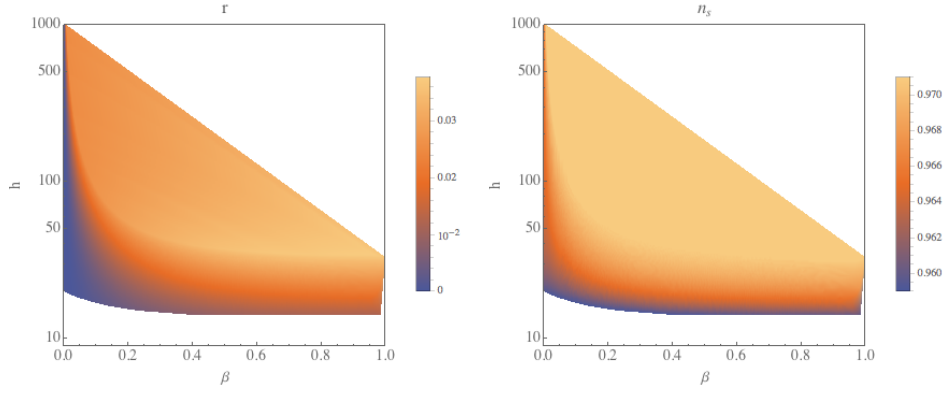
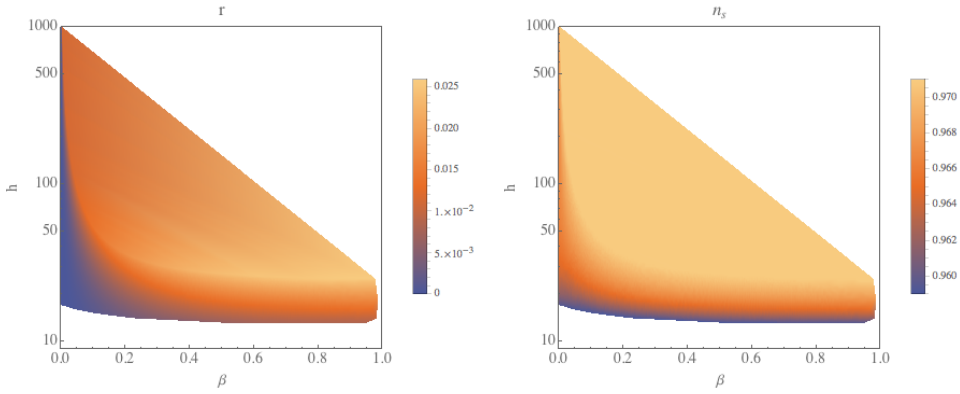
(a) $N = 48$ (b) $N = 52$ (c) $N = 56$ (d) $N = 60$

Fig. 2: Region plots for the tensor/scalar ratio r (left) and the spectral index n_s (right) as functions of the parameters β and h , for selected values of the number of e -folds N . The values of r and n_s are given in terms of the colour scale shown on the right of every plot.

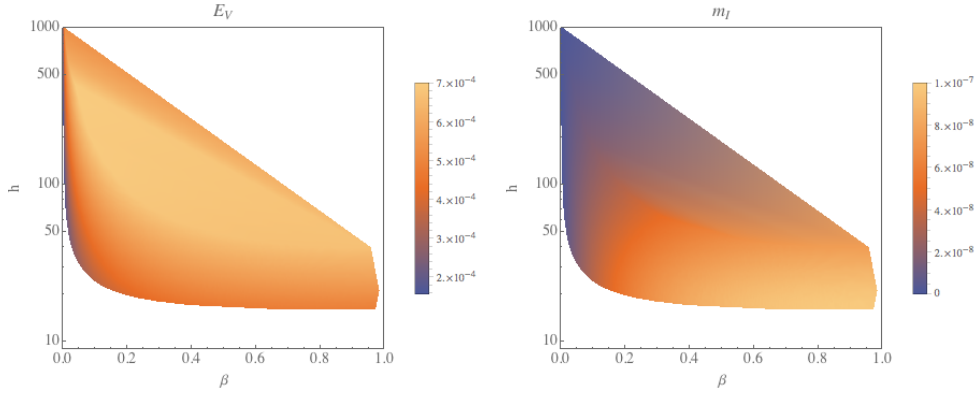
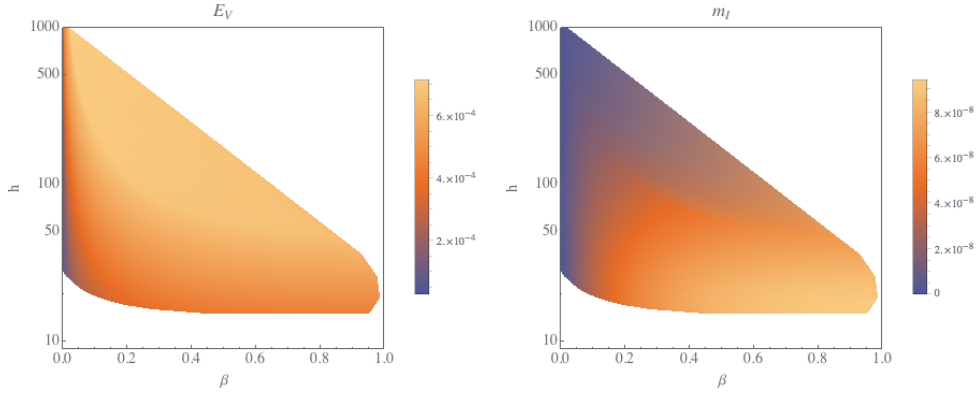
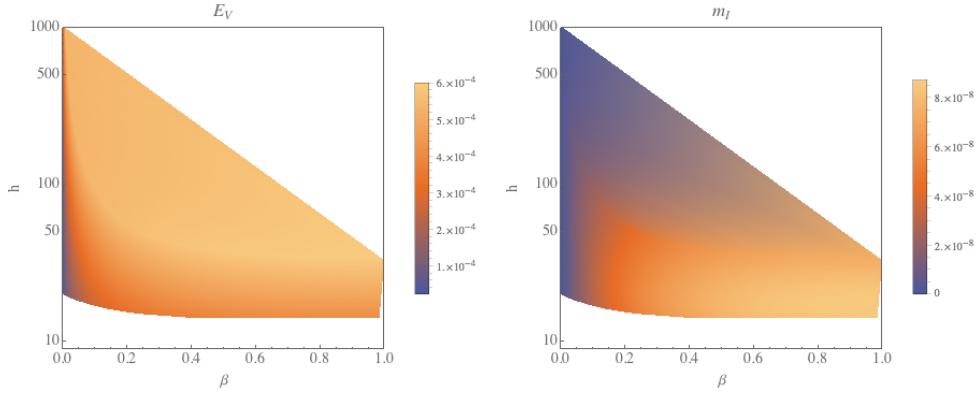
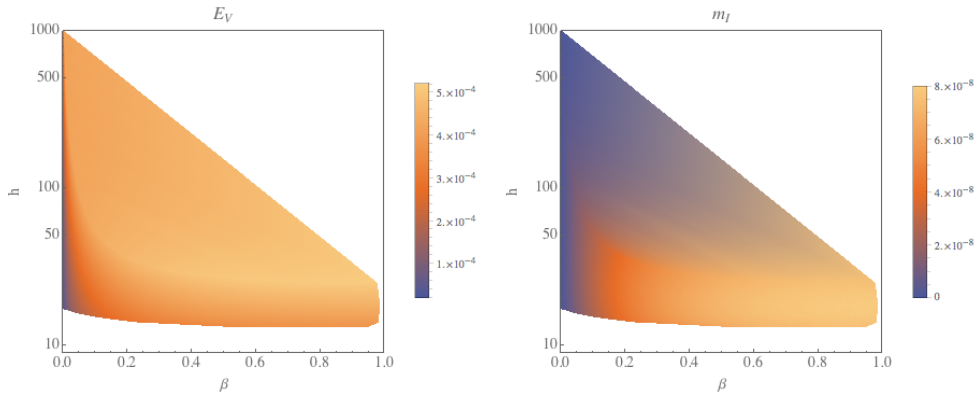
(a) $N = 48$ (b) $N = 52$ (c) $N = 56$ (d) $N = 60$

Fig. 3: Region plots for the vacuum energy E_V (left) and the mass of the inflaton m_I (right), in Planck units, as functions of the parameters β and h , for the selected values of the number of e -folds N . The values of E_V and m_I are given in terms of the colour scale shown on the right of every plot.

6 Conclusion

In this paper we have constructed the most general Einstein-scalar gravity model in which the potential is given by the sum of two exponentials and inflation is generated by a scalar field ϕ rolling off from the de Sitter maximum of the potential $V(\phi)$. These models are the cosmological counterparts of holographic models used to describe hyperscaling violation in the ultraviolet [28, 29]. We have investigated inflation in the slow-roll approximation. Our model predicts inflation at energy scales of four to five orders of magnitude below the Planck scale, whereas the inflaton mass, at the onset of inflation, turns out to be seven to eight orders of magnitude smaller than the Planck mass. We have shown that our model reproduces correctly, for a wide range of its parameters the most recent experimental data for the power spectrum of primordial perturbations.

The proposed inflationary model belongs to the class of models in which the potential has a dS regime. This class of models includes the Starobinsky model and, more generally, the cosmological attractor models. Our model shares with those several features: (1) the potential is built as a combination of exponentials, it predicts (2) an energy scale of inflation four order of magnitude below the Planck mass, (3) a “red” power spectrum and (4) a small tensor/scalar amplitude ratio. On the other hand, our model differs from the Starobinsky one in a crucial aspect: inflation is not generated, as in Starobinsky model, by a scalar field rolling off from an asymptotically constant potential, but rather from a local maximum of the potential. This property allows us to interpret the inflaton as a tachyonic excitation of the dS vacuum and to introduce a second scale of energy in the theory, the mass scale m_I , which is 7–8 order of magnitude below the Planck mass. This hierarchy of scales opens the intriguing possibility that the origin of the inflaton could be explained by the physics at energy scales 7–8 order of magnitude below the Planck mass.

Our model belongs to the general class of hilltop models and shares with the latter the local behaviour near the maximum of the potential. However, in our model the potential that is constructed has the sum of two exponentials, therefore the global behaviour of our inflationary model is sensibly different from usual hilltop models constructed using powers of the inflaton. In particular, this results in different predictions for the spectral parameters r and n_s in the region of the e -folds N accessible to observations.

We close with a brief comment about the reheating phase and the transition from inflation to the radiation/matter dominated era. During reheating the energy is transferred from the inflaton to matter fields. This means that there must exist a region in which the kinetic energy of the inflaton dominates over its potential energy, *e.g.* a local minimum of the potential. It is evident from Fig. 1 that the potential (5) does

not have such a region and hence it cannot be used to describe reheating. Thus, in order to describe reheating our potential must be matched with continuity at the end of inflation with some other branch of a potential exhibiting a local minimum. This can be done very easily. In the Y -parametrization the point Y_0 given by Eq. (17), at which the universe exits inflation, is always on the left of the point $Y_* = 1$ at which V cuts the horizontal axis, *i.e.* we have $V(Y_0) > V(Y_*) = 0$ and $Y_0 < Y_*$. Since the slow-roll approximation is badly broken at $V = 0$, the matching with the branch of the potential with the local minimum must be performed at a point $Y_0 < Y < Y_*$.

Appendix A: Cosh ϕ model

The model (5) is the most general form of the potential one can obtain imposing conditions (2) and assuming that V is built as a combination of two exponentials without an additive constant term. When such a constant term (which we call c) is present, only the first equation in (4) has to be modified and becomes $c + a_1 + a_2 > 0$, whereas the second and third equations remain unchanged. A general solution of the ensuing system is given by $a_1 = -a_2(b_2/b_1)$, $a_1, a_2 < 0$, $b_1 > 0$, $b_2 < 0$ and $c > -a_1 - a_2$.

A simple example of this class of potentials is given by

$$V(\phi) = \Lambda^2 (2 - \cosh \mu \phi). \quad (\text{A.1})$$

This potential gives a further example of inflation generated by an unstable de Sitter vacuum.³ The potential (A.1) has a maximum at $\phi = 0$, corresponding to an unstable de Sitter solution with $V(0) = \Lambda^2$, and a corresponding tachyonic excitation. For $\mu \phi \gg 1$, the potential behaves as a pure exponential. The vacuum energy and inflaton mass, expressed in terms of h and λ , defined as in Eqs. (7) and (8), are

$$M_I^2 = -\frac{16\pi \lambda^4}{3 h^2} m_P^2, \quad E_V = \lambda m_P. \quad (\text{A.2})$$

Introducing the variable $Y = e^{\mu \phi}$, the slow-roll parameters ε and η take the form

$$\varepsilon = \frac{1}{3h^2} \left(\frac{Y^2 - 1}{Y^2 - 4Y + 1} \right)^2, \quad \eta = \frac{2}{3h^2} \frac{Y^2 + 1}{Y^2 - 4Y + 1} - \varepsilon. \quad (\text{A.3})$$

The slow-roll parameter ε is zero on the maximum of the potential ($Y = 1$). Moreover, we have $0 \leq \varepsilon \leq 1$ for $1 \leq Y \leq Y_0$, where

$$Y_0 = \frac{2\sqrt{3}h + \sqrt{1 + 9h^2}}{\sqrt{3}h + 1}. \quad (\text{A.4})$$

³Notice that a similar potential has been investigated in the context of constant-roll inflation, which reduces to slow-roll inflation when the rate of roll is small — see Ref. [48] and references therein.

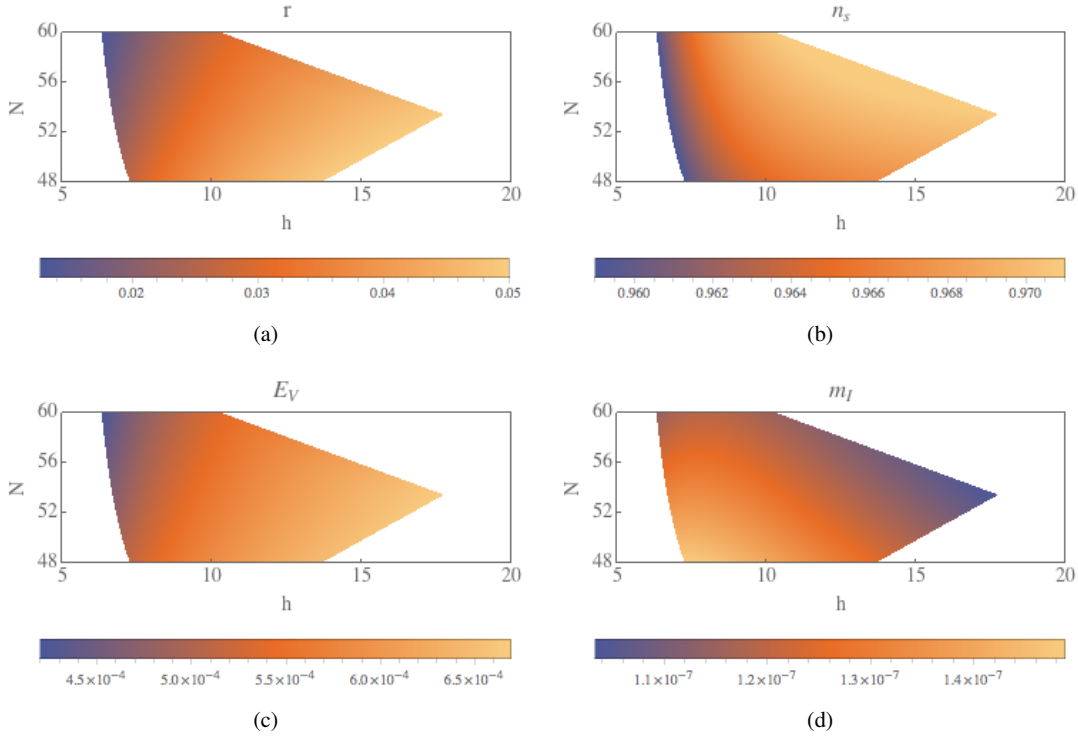


Fig. 4: Region plots for (a) the tensor/scalar ratio r , (b) the spectral index n_s , (c) the vacuum energy E_V and (d) the mass of the inflaton m_I as functions of the scale parameter h and the number of e -folds N . E_V and m_I are in Planck masses. The values of r , n_s , E_V and m_I are given in terms of the colour scale shown below every plot.

For $Y < Y_0$ we have inflation, whereas for $Y \geq Y_0$ we have $\varepsilon \geq 1$ and the universe exits inflation. One can easily check that during inflation we always have $1 \leq Y < 2 + \sqrt{3}$. Conversely, the parameter η , which gives a measure of the curvature of the potential, is not small in general, but is of order h^{-2} .

Also for these models the simplest way to satisfy the usual slow-roll conditions for inflation, $\varepsilon, |\eta| \ll 1$, is to choose $h \gtrsim 10$, so that $\eta \approx 10^{-2}$ as well as $\varepsilon \approx 10^{-2}$.

The number of e -folds N is given by

$$\frac{(1+Y)}{(Y(Y-1))^{1/3}} = A e^{2N/9h^2}, \quad A := \frac{1+Y_0}{(Y_0(Y_0-1))^{1/3}}. \quad (\text{A.5})$$

In the slow-roll approximation the spectral parameters $P_R^{1/2}$, r and n_s expressed in terms of N are,

$$P_R^{1/2}(N) = 2h\lambda^2 \frac{(4Y - Y^2 - 1)^{3/2}}{(Y^2 - 1)Y^{1/2}} \quad (\text{A.6a})$$

$$r(N) = 16\varepsilon(N) = \frac{16}{3h^2} \left(\frac{Y^2 - 1}{4Y - Y^2 - 1} \right)^2, \quad (\text{A.6b})$$

$$\begin{aligned} n_s(N) &= 1 - 4\varepsilon(N) + 2\eta(N) \\ &= 1 - \frac{3}{8}r(N) + \frac{4}{3h^2} \frac{Y^2 + 1}{Y^2 - 4Y + 1}, \end{aligned} \quad (\text{A.6c})$$

where $Y = Y(N)$ is defined implicitly as a function of N by Eq. (A.5).

Fig. 4 shows that there exist values of h for which the model correctly reproduces the results of observation [14] with $N = [48, 60]$. Moreover, it predicts the vacuum energy to be four orders of magnitude below the Planck scale and the mass of the inflaton seven orders of magnitude smaller than the Planck mass.

References

1. A.A. Starobinsky, *Phys. Lett.* **B91**, 99 (1980).
2. A.H. Guth, *Phys. Rev.* **D23**, 347 (1981).
3. K. Sato, *Mon. Not. R. Astron. Soc.* **195**, 467 (1981).
4. A.D. Linde, *Phys. Lett.* **B108**, 389 (1982), [Also in *Proceeding of the 2nd Seminar on Quantum Gravity*, Moscow, USSR, Oct 13–15, 1981, p. 185].
5. A. Albrecht and P.J. Steinhardt, *Phys. Rev. Lett.* **48**, 1220 (1982).
6. A.D. Linde, *Lect. Notes Phys.* **738**, 1 (2008), [arXiv:0705.0164](https://arxiv.org/abs/0705.0164).
7. S. Dodelson, W.H. Kinney, and E.W. Kolb, *Phys. Rev.* **D56**, 3207 (1997), [arXiv:astro-ph/9702166](https://arxiv.org/abs/astro-ph/9702166).

8. K. Enqvist and M.S. Sloth, *Nucl. Phys.* **B626**, 395 (2002), [arXiv:hep-ph/0109214](#).
9. D.H. Lyth and D. Wands, *Phys. Lett.* **B524**, 5 (2002), [arXiv:hep-ph/0110002](#).
10. T. Moroi and T. Takahashi, *Phys. Lett.* **B522**, 215 (2001), [Erratum: *Phys. Lett.* **B539**, 303 (2002)], [arXiv:hep-ph/0110096](#).
11. P.A.R. Ade *et al.* (Planck), *Astron. Astrophys.* **571**, A16 (2014), [arXiv:1303.5076](#).
12. P.A.R. Ade *et al.* (Planck), *Astron. Astrophys.* **571**, A22 (2014), [arXiv:1303.5082](#).
13. P.A.R. Ade *et al.* (Planck), *Astron. Astrophys.* **571**, A24 (2014), [arXiv:1303.5084](#).
14. P.A.R. Ade *et al.* (BICEP2/Keck and Planck), *Phys. Rev. Lett.* **114**, 101301 (2015), [arXiv:1502.00612](#).
15. P.A.R. Ade *et al.* (Planck), (2016), *Astron. Astrophys.*, in press, [arXiv:1502.01592](#).
16. P.A.R. Ade *et al.* (Planck), (2016), *Astron. Astrophys.*, in press, [arXiv:1502.02114](#).
17. A.A. Starobinsky, *Sov. Astron. Lett.* **9**, 302 (1983).
18. B. Whitt, *Phys. Lett.* **B145**, 176 (1984).
19. S. Downes, B. Dutta, and K. Sinha, *Phys. Rev.* **D86**, 103509 (2012), [arXiv:1203.6892](#).
20. R. Kallosh, A. Linde, and D. Roest, *Phys. Rev. Lett.* **112**, 011303 (2014), [arXiv:1310.3950](#).
21. R. Kallosh, A. Linde, and D. Roest, *JHEP* **1311**, 198 (2013), [arXiv:1311.0472](#).
22. A. Linde, “Inflationary Cosmology after Planck 2013,” in *Post-Planck Cosmology*, Lecture Notes of the Les Houches Summer School 2013, edited by C. Defayet, P. Peter, B. Wandelt, M. Zaldarriaga, and L.F. Cugliandolo (OUP, Oxford, 2015) Chap. 6, p. 231, [arXiv:1402.0526](#).
23. C.P. Burgess, M. Cicoli, and F. Quevedo, *JCAP* **1311**, 003 (2013), [arXiv:1306.3512](#).
24. R. Kallosh and A. Linde, *JCAP* **1307**, 002 (2013), [arXiv:1306.5220](#).
25. P. Fré, A. Sagnotti, and A. Sorin, *Nucl. Phys.* **B877**, 1028 (2013), [arXiv:1307.1910](#).
26. P. Binetruy, E. Kiritsis, J. Mabillard, M. Pieroni, and C. Rosset, *JCAP* **1504**, 033 (2015), [arXiv:1407.0820](#).
27. M. Cadoni, M. Serra, and S. Mignemi, *Phys. Rev.* **D84**, 084046 (2011), [arXiv:1107.5979](#).
28. M. Cadoni, M. Serra, and S. Mignemi, *Phys. Rev.* **D85**, 086001 (2012), [arXiv:1111.6581](#).
29. M. Cadoni and S. Mignemi, *JHEP* **1206**, 056 (2012), [arXiv:1205.0412](#).
30. M. Cadoni and M. Serra, *JHEP* **1211**, 136 (2012), [arXiv:1209.4484](#).
31. M. Cadoni, P. Pani, and M. Serra, *JHEP* **1306**, 029 (2013), [arXiv:1304.3279](#).
32. D. Roychowdhury, *JHEP* **1504**, 162 (2015), [arXiv:1502.04345](#).
33. K. Skenderis and P.K. Townsend, *Phys. Rev. Lett.* **96**, 191301 (2006), [arXiv:hep-th/0602260](#).
34. K. Skenderis, P.K. Townsend, and A. Van Proeyen, *JHEP* **0708**, 036 (2007), [arXiv:0704.3918](#).
35. M. Cadoni and M. Ciulu, *JHEP* **1405**, 089 (2014), [arXiv:1311.4098](#).
36. S. Mignemi and N. Pintus, *Gen. Relat. Grav.* **47**, 51 (2015), [arXiv:1404.4720](#).
37. L. Boubekeur and D. Lyth, *JCAP* **0507**, 010 (2005), [arXiv:hep-ph/0502047](#).
38. K. Kohri, C.M. Lin, and D.H. Lyth, *JCAP* **0712**, 004 (2007), [arXiv:0707.3826](#).
39. K. Freese, J.A. Frieman, and A.V. Olinto, *Phys. Rev. Lett.* **65**, 3233 (1990).
40. A.D. Linde, *Phys. Lett.* **B114**, 431 (1982).
41. L. Järv, T. Mohaupt, and F. Saueressig, *JCAP* **0408**, 016 (2004), [arXiv:hep-th/0403063](#).
42. A.R. Liddle and D.H. Lyth, *Cosmological inflation and large scale structure* (CUP, Cambridge, UK, 2000).
43. A.A. Starobinsky, *JETP Lett.* **30**, 682 (1979), [*Pisma Zh. Eksp. Teor. Fiz.* **30**, 719 (1979)].
44. V.F. Mukhanov and G.V. Chibisov, *JETP Lett.* **33**, 532 (1981), [*Pisma Zh. Eksp. Teor. Fiz.* **33**, 549 (1981)].
45. H. Kodama and M. Sasaki, *Prog. Theor. Phys. Suppl.* **78**, 1 (1984).
46. V.F. Mukhanov, H.A. Feldman, and R.H. Brandenberger, *Phys. Rep.* **215**, 203 (1992).
47. V. Mukhanov, *Eur. Phys. J.* **C73**, 2486 (2013), [arXiv:1303.3925](#).
48. H. Motohashi, A.A. Starobinsky, and J. Yokoyama, *JCAP* **1509**, 018 (2015), [arXiv:1411.5021](#).