

# DYNAMICS OF THE GENOME

INDIKA RAJAPAKSE AND STEVE SMALE

**ABSTRACT.** This work gives a mathematical foundation for bifurcation from a stable equilibrium in the genome. We construct idealized dynamics associated with the genome. For this dynamics we investigate the two main bifurcations from a stable equilibrium. Finally, we give a mathematical framework for the Repressilator and the Toggle gene circuits.

## Introduction:

Development of a single cell into a multicellular organism involves a remarkable integration of gene expression, molecular signaling, and environmental cues. Emergence of specific cell types depends on selective use of genes, a phenomenon known as gene regulation, at critical times during development [1].

Our goal is to build a mathematical foundation for gene regulation and its dynamics. We believe this could lead to new insights in biology. In fact new understandings of biology is our main goal.

Gene regulation dynamics traditionally takes the form:

$$(1) \quad \frac{dx}{dt} = F(x)$$

Firstly we will formally define and derive  $F$  from the biology of regulatory units with an intermediate step of a labeled oriented graph network, starting with nodes as genes. Besides determining  $F$ , we will give a structure that can be used to exhibit the equilibria and the periodic solutions of (1) and some properties relating these components of the dynamics. While the ideas are well known in biology the mathematical development is new.

Secondly elementary bifurcation theory, especially the pitchfork, will be developed from the point of view of the first bifurcation from a stable equilibrium. The pitchfork bifurcation will be derived from scratch, since we have not found the present literature on this subject satisfactory for genome dynamics.

Three-gene networks will be given where the pitchfork and Hopf bifurcations are exhibited, starting from Hill functions, giving the precise points of bifurcation even when distinct degradation rates of the proteins are allowed. Here we take a stability point of view, in contrast to much work in mathematical biology that emphasizes a Boolean point of view and use of fixed point theory. In a future account we expect to give general models of emergence of a single cell type as well as cell differentiation and cell memory.

---

*Date:* January 9, 2016.

We extend thanks to James Gimlett and Srikanta Kumar at Defense Advanced Research Projects Agency for support and encouragement.

The first version of this paper appeared on the archive website arXiv.org on 1 Oct 2015 .

In 1967 Kauffman and McCulloch [2] introduced boolean networks as models for genetic regulation, work that was extended by Kauffman in 1969 [3]. Similar models for regulatory networks have been discussed by Glass [4]. Related criteria for dynamics in feedback loops have been worked out for gene networks [5]. Hastings et al. prove the existence of a periodic solution for one class of  $n$ -dimensional systems using the Brouwer Fixed Point Theorem, hence without stability information [6]. Although rigorous mathematical treatments for cyclic feedback systems have been introduced by Mallet-Paret and Smith [7] and Gedeon and Mischaikow [8], this work does not address stability questions.

We would like to thank Yan Jun, Lu Zhang, Lindsey Muir, Geoff Patterson, Xin Guo, and Anthony Bloch for helpful discussions.

### Section 1: The network and associated dynamics.

The configuration space is the set of  $n$  nonnegative real numbers, representing gene expression levels (for example measured by *mRNA* or protein abundance) of the  $n$  genes. Thus, this configuration space is  $(\mathbb{R}^+)^n$  with its elements  $x = (x_1, \dots, x_n)$ . In fact we may write  $X = \prod_{i=1}^n [0, \beta_i]$ , where  $x_i$  represents the concentration of a protein (i.e. protein abundance) and  $\beta_i$  is its maximum value. Traditionally the dynamics are described by an ordinary differential equation of the form

$$(2) \quad \frac{dx_i(t)}{dt} = F_i(x_1(t), \dots, x_n(t)), i = 1, \dots, n$$

or in brief

$$\frac{dx}{dt} = F(x), F: X \rightarrow \mathbb{R}^n.$$

The program of this section is: we will construct a network for the genome. Toward that end we will define an oriented graph and then label the nodes of the graph to obtain the network. Then  $F$  will be derived from this network.

#### The Graph:

The nodes are of two (distinct) types. First) the genes  $g \in G$ . Second) the inputs  $I$  to be interpreted as signals, as in Alon [9]. There is also a special subset  $T$  of  $G$ , called transcription factors.

Now we describe the oriented edges of the graph,  $E(i, j)$  from node  $i$  to node  $j$ . The first type of edge satisfies  $i \in I$  and  $j \in T$ . The second type satisfies  $i \in T$  and  $j \in G$  and is interpreted as  $i$  has some control over  $j$ , as when the protein generated by gene  $i$  is a transcription factor and binds the promoter of gene  $j$ . From this oriented graph we have, as usual in graph theory, the concepts of paths and cycles. A predecessor of node  $j$  is a node  $i$  such that  $E(i, j)$  is a (well-defined) edge. We will assume that each node  $i \in I$  has no predecessor and the other nodes have at least one predecessor. Also assume that the graph is connected [10].

The "core" is defined to be the union of the following: nodes which belongs to some cycle of the graph, and nodes with a path leading to a cycle.

Next we describe a layered structure on the nodes of this graph. The zero<sup>th</sup> layer is to be taken as the core together with the set of inputs (Figure 1C). Inductively say that the node is in the  $k^{\text{th}}$  layer provided all its predecessors lie in the previous layer and it doesn't. Figure 1A, B, and C illustrate the cases of graphs with empty core, a core with one layer, and a core with two layers, respectively.

#### The Network:

The next stage is to pass from the above graph to a "network" by attaching some label to each node in  $G$ . First consider a node whose expression level is  $y$  together with a single predecessor in  $G$  whose expression level is denoted by  $x \in [0, a]$ . Inspired by the theory of Hill functions [9, 11], we let  $H: [0, a] \rightarrow \mathbb{R}$  be given as well as a positive real number  $b$ .  $H$  is a map from the concentration  $x$  to the rate of change of  $y$ . Assume  $H$  is smooth, nonnegative, and bounded by  $\beta$ . Here is the Hill type equation

$$(3) \quad \frac{dy}{dt} = H(x(t)) - by(t),$$

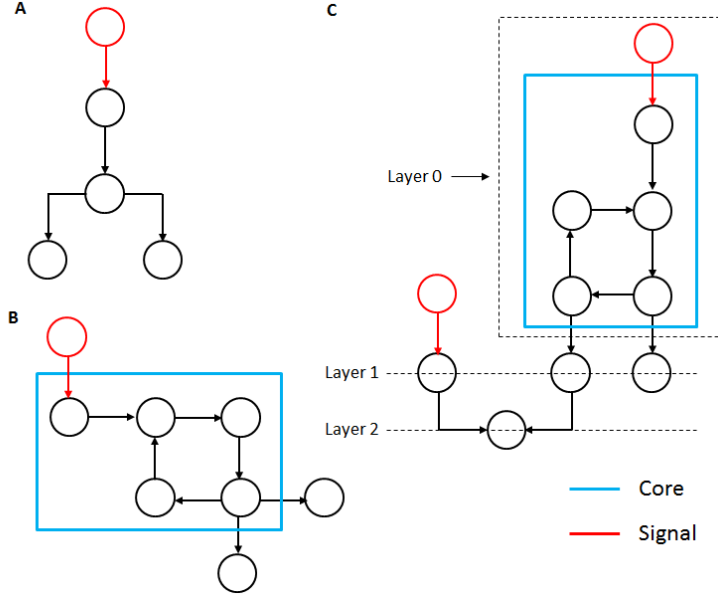


FIGURE 1. Graphs associated with the genome (A) Empty core, (B) Core with one layer, (C) Core with two layers

with the last term representing the degradation of  $y$ , the level of expression of the target node. Then we label the node that expresses  $y$  with  $(H, b)$ . Since our construction is so abstract it applies as well to the case that the predecessor is an input node, or  $x(t)$  is a signal.

Next we extend the preceding Hill type function to the case of a node  $g$  with more than one predecessor. Define  $P_g$  to be the set of predecessors of  $g \in G$  and let  $W_g = \prod_{i \in P_g} X_i$  where  $X_i = [0, \beta_i]$  is the space of expression of gene  $i$ . The Hill type function is now a map

$$(4) \quad H_g : W_g \rightarrow \mathbb{R}, \quad \frac{dy}{dt} = H_g(x(t)) - by(t).$$

For each gene  $g$ , we label the node  $g$  with  $(H_g, b)$ .  $H_g$  may be interpreted as aggregating the predecessor levels of  $g$  in some way. We have completed the description of the network attached to the genome.

Differential equations for gene control typically involve the Hill function, defined by either  $F(x) = \frac{\beta x^n}{\theta^n + x^n}$ , or  $G(x) = \frac{\beta \theta^n}{\theta^n + x^n}$ , where  $x$  now represents the concentration of a transcription factor in a cell, and  $F$  represents activation, while  $G$  represents repression. The  $n, \beta,$  and  $\theta$  are bifurcation parameters, as in Alon [9].

We achieve greater generality by not using a specific form of Hill functions. Moreover the mathematics is simpler.

### Network and the Dynamics:

We can see this important fact: the network described by our graph and the nodes just labeled (together with the inputs) determines the dynamics of the genome. One

just uses (4) to define the  $F_i$  of (1) where  $F_i$  depends then only on the predecessors of gene  $i$ . We identify gene  $g$  with gene  $i$  above and below.

**Boundary Conditions:**

At a boundary point of  $X$ , if  $y_i = \beta_i$ , some  $i$ , then  $\frac{dy_i}{dt} > 0$  is a condition which is not compatible with our interpretation of the biology. One cannot increase the concentration if one is already at the maximum. This suggests that at such a point,  $H_g < b\beta_g$ , which implies by Equation 4  $\frac{dy_i}{dt} < 0$ . Now assume the following hypothesis.

For each gene  $g$ ,

(5a) Function  $H_g(x)$  in Equation 3 is bounded by  $b\beta_g$  as a function of  $x$ .

(5b)  $H_g(x) > 0$ , for  $x \in W_g$ .

Inequality 5b is important for the boundary point of  $x$  described by  $x_i = 0$  for some  $i$ . Then  $\frac{dy_i}{dt} > 0$ . The boundary conditions imply the region  $X$  is invariant under the forward dynamics.

**Induced equilibrium:**

Consider an equilibrium  $x$  in the core dynamics of the network. It has the form

$$x_i(t) = C_i, \text{ a constant, for each } i \text{ belonging to the core.}$$

Let gene  $g$  be in the first layer of the core. From Equation 4,  $H_g$  at the equilibrium in  $W_g$ , is therefore a constant say  $C_g$ . Then, for any expression  $y(t)$  for gene  $g$ ,  $\frac{dy}{dt} = 0$  if and only if  $y(t) = \frac{C_g}{b}$ . Now we define  $y(t) \equiv \frac{C_g}{b}$ . Do the same for any gene  $g$  in the first layer. By induction we do the same for the whole genome. If  $x$  is a stable equilibrium the same will be true for the corresponding  $y$  in the whole genome. This follows from the Equation 4, since the derivative is  $-b$ .

We may say that an equilibrium solution in the core induces a natural equilibrium in the set of all layers generated by the core. (Begin deletion) in the whole genome (End deletion). The induced equilibrium is stable if the core equilibrium is stable.

**Remark 1:** We could replace the core by the zero<sup>th</sup> layer in the above to obtain an equilibrium in the whole genome.

**Induced periodic solution:**

Suppose given a periodic solution  $x(t)$  in the core with period  $T$ . Consider a gene  $g$  in the first layer. Project the periodic solution  $x(t)$  to  $W_g$ . There exists a unique solution for  $y(t)$  of Equation 4 given an initial condition  $y(0)$ .

Rewrite Equation (4) as

$$\frac{dy(t)}{dt} + by(t) = H_g(x(t))$$

Multiply each side by  $e^{bt}$  to yield

$$\frac{d(e^{bt}y(t))}{dt} = e^{bt}H_g(x(t)).$$

$$\text{for } s > 0, \quad e^{bs}y(s) = \int_0^s e^{bt}H_g(x(t)) dt + y(0)$$

for  $s = T$  we have

$$e^{bT} y(T) = \int_0^T e^{bt} H_g(x(t)) dt + y(0).$$

If we set  $y(0) = \frac{\int_0^T e^{bt} H_g(x(t)) dt}{e^{bT} - 1}$ , then from the equation above we obtain  $y(T) = y(0)$ . Now consider time  $kT + u$ ,  $0 \leq u < T$ ,  $k$  is a non-negative integer.

$$\begin{aligned} e^{b(kT+u)} y(kT+u) &= \int_0^{kT+u} e^{bt} H_g(x(t)) dt + y(0). \\ &= \int_{kT}^{kT+u} e^{bt} H_g(x(t)) dt + \sum_{m=0}^{k-1} \int_{mT}^{(m+1)T} e^{bt} H_g(x(t)) dt + y(0) \\ &= e^{bkT} \int_0^u e^{bt} H_g(x(t)) dt + \left( \sum_{m=0}^{k-1} e^{bmT} \right) \int_0^T e^{bt} H_g(x(t)) dt + y(0) \\ &= e^{bkT} \int_0^u e^{bt} H_g(x(t)) dt + \left( \sum_{m=0}^{k-1} e^{bmT} \right) (e^{bT} - 1) y(0) + y(0) \\ &= e^{bkT} \left( \int_0^u H_g(x(t)) dt + y(0) \right) \\ &= e^{bkT} e^{bu} y(u). \end{aligned}$$

Compare with the left side to get  $y(kT + u) = y(u)$ . Therefore, oscillations in the core induce oscillations in the genome.

### Hardwiring:

The network as described puts an oriented edge between genes  $g$  and  $h$  if the protein product of gene  $g$  binds to the promoter of gene  $h$  (in a broad sense) to promote the transcription of  $h$ . Gene  $g$  can bind only in some cell types, at certain stages of development. It can happen that gene  $g$  as a transcription factor may be silenced. In that case gene  $g$  can be removed from the network together with its edges. For an example this phenomena can occur through chromatin accessibility [12]. The universal gene network described in this section is "hardwired" or is universal to gene interactions, just as the genes present in the genome are invariant across all cell types.

### A stable equilibrium as a cell type:

Gene regulatory networks can maintain characteristic patterns of gene expression, thus defining the identity of a specific cell type. We propose identification of a stable equilibrium for our genome dynamics with a cell type. Both notions can be associated with unique distributions (or proportions) of proteins. Thus, we consider a cell type that is maintaining the gene expression pattern to be in a stable equilibrium. We suggest that the emergence of a new cell type from this original cell type, through differentiation or reprogramming, perhaps a result of bifurcation, is a departure from a stable equilibrium.

This phenomenon needs to be modified a bit for a stable oscillator defining a cell type.

## Section 2: Bifurcations from a stable equilibrium in $n$ -dimensional dynamical systems.

We associate a pitchfork bifurcation with the phenomena of cell differentiation or reprogramming in a number of situations based on analysis of genomic data, but it is a challenging problem both in cell biology and mathematics to solidify this process. The Hopf bifurcation is related to the development of various oscillations in the genome that are often associated with circadian rhythm. Vast genomic data exist for both cell differentiation and circadian rhythms, and our motivation is to use these results to support a more mathematical foundation for these processes. This in turn could guide a better understanding of the genome and reprogramming. The rest of the section is written towards developing such a mathematical foundation.

Our main finding is that there are exactly two generic bifurcations from a stable equilibrium. These are (1) the (supercritical) pitchfork bifurcation which produces two stable equilibria and a separating saddle point and (2) the (supercritical) Hopf bifurcation which produces a stable periodic solution.

**Definition 1:** Stable equilibrium. If  $x_0$  is a stable equilibrium (of Equation 2 for example) ; 1) all trajectories that start near  $x_0$  approaches it as  $t \rightarrow \infty$ . That is,  $x(t) \rightarrow x_0$  as  $t \rightarrow \infty$ . 2) Every eigenvalue of the Jacobian matrix at  $x_0$  has negative real part. 1) is a consequence of 2. The basin of  $x_0$  is a set of all points which tends to  $x_0$  when  $t \rightarrow \infty$ .

**Definition 2:** Closed orbits. These corresponds to periodic solutions, i.e., solutions for which  $x(t+T) = x(t)$  for all  $t$ , for some  $T > 0$ . A periodic solution is stable provided every nearby orbit tends to it asymptotically as  $t \rightarrow \infty$ . See [13] for eigenvalue criteria for stability of closed orbits, as for Definition 1 as well.

These objects are fundamental in the subject of dynamics in biology.

We give the setting for our study of "bifurcation from a stable equilibrium." A family  $F_\mu$  with parameter  $\mu \in (-\varepsilon, \varepsilon)$  describes a dynamic  $\frac{dx}{dt} = F_\mu(x)$ ,  $x \in \mathbb{R}^n$ ,  $F_0(x) = F(x)$ . We suppose this dynamic is that of a stable equilibrium  $x(\mu)$ , basin  $B_\mu$  for  $\mu < \mu_0 = 0$  and bifurcation at  $\mu = 0$ . We also suppose that the equilibrium at  $F_\mu$  is zero, so  $F_\mu(0) = 0$  for  $\mu \leq 0$ . Equation 6 below applies to  $F_\mu$  at zero.

Recall that the Jacobian matrix  $J$  of partial derivatives at an equilibrium is:

$$(6) \quad J_\mu = \begin{pmatrix} \frac{\partial F_1}{\partial x_1} & \cdots & \frac{\partial F_1}{\partial x_n} \\ \vdots & \frac{\partial F_i}{\partial x_i} & \vdots \\ \frac{\partial F_n}{\partial x_1} & \cdots & \frac{\partial F_n}{\partial x_n} \end{pmatrix}.$$

where  $F = (F_1, \dots, F_n)$  and  $F = F_\mu$ .

The eigenvalues of  $J_\mu$  at the stable equilibrium and before the bifurcation value of  $\mu$  all have negative real part, either real, or in complex conjugate pairs. At the bifurcation, one has either a single real eigenvalue becoming zero and then positive with the pitchfork, or else a complex conjugate pair of distinct eigenvalues with real parts zero to become positive after the bifurcation and then the Hopf oscillation. A pitchfork bifurcation converts a stable equilibrium into two stable equilibria. The Hopf bifurcation converts a stable equilibrium into a stable periodic solution.

We suppose that the equilibrium does not "leave its basin" in the sense that there is a neighborhood  $N$  of  $x_0$ , such that  $N$  is contained in  $B_\mu$  for all  $\mu < 0$ . That leaves intact the most important bifurcations from our point of view. Thus, we consider bifurcations where the basin of stability has a special emphasis.

**Theorem 1:** Let  $x(\mu)$  be a stable equilibrium for  $\mu$  for all  $\mu < \mu_0$ . Let  $D_\mu$  be the determinant of  $J$  at  $x(\mu)$ . If  $D_{\mu_0} = 0$  then generically the dynamics undergoes a pitchfork bifurcation.

We give the proof of the Pitchfork bifurcation theorem, Theorem 1, including the description of the bifurcation.

Note that the condition preceding Theorem 1 implies that even at  $\mu = 0$ , zero is a sink for the dynamics of  $F_\mu$  with basin  $B_0$ .

We give the proof for one variable first. Then  $\frac{d(F_\mu(0))}{dx} = \lambda$ , the first and only eigenvalue, and we may suppose that  $\mu = \lambda$ . We may assume for reason of simplicity

$$(7) \quad F_\mu(x) = \mu x + G(x)$$

where  $G$  is independent of  $\mu$ .

**Lemma 1:** The second derivative of  $F_\mu$  is zero.

**Proof:** Expand  $F_\mu$  about zero in Equation 7 by Taylor series.

$$F_\mu(x) = \mu x + C_2 x^2 + C_3 x^3 + R_3(x)$$

where  $\mu = DG(0)$ ,  $C_2 = \frac{D^2}{2!}G(0)$ ,  $C_3 = \frac{D^3}{3!}G(0)$ , where  $D = \frac{d}{dx}$ .  $R_3$  is the remainder and  $R_3(x) \leq M \frac{|x|^4}{4!}$ , where  $D^4(x) \leq M$  for all  $|x| \leq b$ , for appropriate  $b$ . Assume  $C_3 \neq 0$  as below. At the equilibrium  $F_\mu(x) = 0$ , thus

$$0 = C_2 x + C_3 x^2 + R_3(x)$$

There are two equilibria at zero. The third equilibrium is at  $x = -\frac{C_2 + R_3(x)}{C_3}$ .

There are two cases for which  $C_2 \neq 0$ . Take the Taylor series remainder  $R_3(x)$  so

that  $|R_3(x)| < \left| \frac{C_2}{2} \right|$ .

1.  $x = -\frac{C_2 + R_3(x)}{C_3}$  belongs to the basin  $U = B_0$ . This contradicts the fact that  $U$  is a basin of the dynamics.

2.  $x = -\frac{C_2 + R_3(x)}{C_3}$  does not belong to the basin  $U = B_0$ . This contradicts the Poincaré–Hopf index theorem applied to the basin  $U$  (see Section 5).

Therefore, the second derivative of  $F$  at the equilibrium must be zero. The Lemma 1 is proved.

We have supposed that  $C_3 \neq 0$  by the genericity hypothesis and then  $C_3 < 0$  follows from the Taylor's formula together with the bifurcation setting.

Proceeding to the general case, by the genericity hypothesis the  $\lambda_i$  could be assumed to be distinct. Then  $J_\mu$  at  $\mu = 0$  and  $x = 0$  may be diagonalized with  $\lambda_1 = 0$  and the real part of the  $\lambda_i$  is less than zero for  $i > 1$ . Perhaps this make the general case more apparent.

The center manifold theory applies to give the reduction to dimension one, center manifold corresponds to the space of eigenvector of eigenvalue one [15, 16].



Previous treatments of the pitchfork assume a symmetry of the function in Theorem 1a or else vanishing of its second derivative.

**Theorem 2:** Let  $x(\mu)$  be a stable equilibrium for  $\mu$  for all  $\mu < \mu_0$ . Suppose that all eigenvalues of  $J$  at  $x(\mu_0)$  have negative real parts except one conjugate purely imaginary pair  $\pm ib$ . Generically a Hopf bifurcation arises when these two eigenvalues cross the imaginary axis when  $\mu > \mu_0$ .

A certain third derivative is not zero (see Chua [14] for details).

Note that references 15, 16, and 17 give us the justification for Theorems 2. While the original results by Hopf [18] give conditions for the local existence of periodic orbits, a series of papers by York and colleagues focused on the global continuation of periodic orbits [19, 20]. Furthermore, in a paper by Mees and Chua that derived a frequency-domain version of the Hopf Bifurcation theorem, it was noted that though the Hopf theorem only makes predictions locally, "experience tends to confirm that predictions often remain qualitatively correct even when the system is very far from bifurcation" [14].

#### Pitchfork bifurcation:

A normal form of the pitchfork bifurcation is

$$\frac{dx}{dt} = \mu x - x^3, x \in \mathbb{R}^1, \quad \mu \in \mathbb{R}^1.$$

This system has an equilibrium  $x_0 = 0$  for all  $\mu$ . This equilibrium is stable for  $\mu < 0$  and unstable for  $\mu > 0$  ( $\mu$  is the eigenvalue of this equilibrium). For  $\mu > 0$ , there are two extra equilibria branching from origin (namely,  $x_{1,2} = \pm\sqrt{\mu}$ ) which are stable. This bifurcation is called a pitchfork bifurcation (see Figure 2).

In  $n$ -dimensions we may write in addition,  $\frac{dx_i}{dt} = -x_i, i = 2, \dots, n$ .

#### Hopf bifurcation:

A normal form of a Hopf bifurcation is

$$\begin{aligned} \frac{dx}{dt} &= y - f_\mu(x) \\ \frac{dy}{dt} &= -x. \end{aligned}$$

Here  $f_\mu(x) = x^3 - \mu x$  and  $\mu$  lies in the interval  $[-1, 1]$ . The only equilibrium in this system is  $x_0 = 0, y_0 = 0$ . The Jacobian matrix  $J$  at the equilibrium is

$$J = \begin{pmatrix} \mu & 1 \\ -1 & 0 \end{pmatrix},$$

and the eigenvalues are  $\lambda_\pm = \frac{1}{2}(\mu \pm \sqrt{\mu^2 - 4})$ . Thus the equilibrium is stable for  $-1 \leq \mu < 0$  and has a unique stable periodic solution for  $0 < \mu < c$ , some  $c$ . This bifurcation is called a Hopf bifurcation. Figure 3 shows some phase portraits associated with this bifurcation.

In  $n$ -dimensions we may write in addition,  $\frac{dx_i}{dt} = -x_i, i = 3, \dots, n, x = x_1, y = x_2$ .

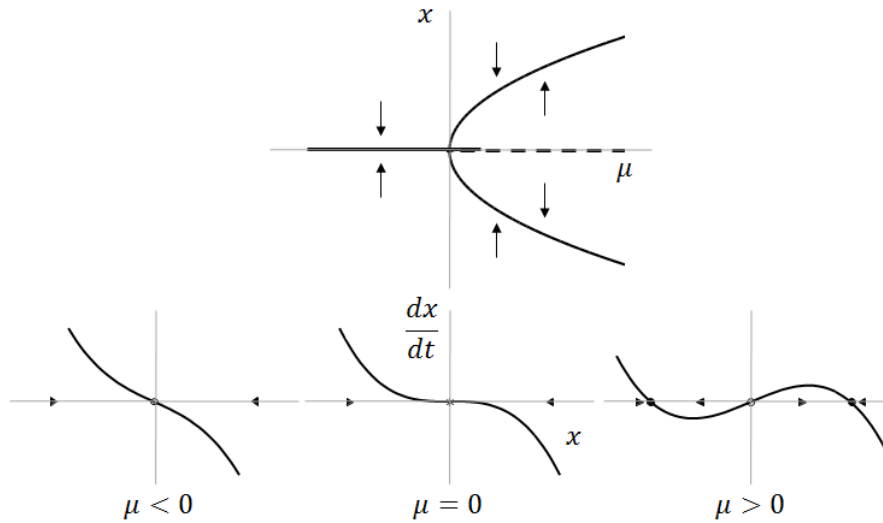


FIGURE 2. Pitchfork bifurcation (supercritical) diagram for  $\frac{dx}{dt} = \mu x - x^3$ . Top: The vertical axis is  $x(\mu)$ , the equilibria. Solid lines represent stable, while the dotted line represents unstable. Bottom: Three cases of  $\mu$ . For  $\mu < 0$  there is a single stable fixed point at  $x = 0$ . When  $\mu = 0$  there is still a single stable fixed point at  $x = 0$ . For  $\mu > 0$ ,  $x = 0$  is unstable, and flanked by two stable fixed points at  $x = \pm\sqrt{\mu}$ .

**Remark 2:** The literature discusses "supercritical" and "subcritical" bifurcations. Because our bifurcations start with a stable equilibrium, only supercritical bifurcations occur.

### Section 3: Bifurcation analysis of a three gene network.

Here we give examples of gene network dynamics, based on the general theory of network dynamics developed in Section 1 and the mathematics described in Section 2.

The gene networks discussed in this section are the classical gene circuits, called the Repressilator and the Toggle [21, 22, 11]. The Repressilator is a model for a biological circuit (oscillating genetic circuit), introduced by Elowitz and Leibler [21], that consists of three genes that inhibit each other in a cyclic way (Figure 4A). The Toggle, as designed and constructed by Gardner et al. [22], is a network of two mutually inhibitory genes that acts as a switch by some mechanism as a control switching from one basin to another. Here we describe a three gene Toggle, defined as a network of two mutually inhibitory genes and one excitatory gene (Figure 4B). Figure 4C is a network of two mutually excitatory genes and one inhibitory gene, which produces behavior similar to a Repressilator. Our work integrates these two important papers as in Figure 4.

We are studying a network of order three.

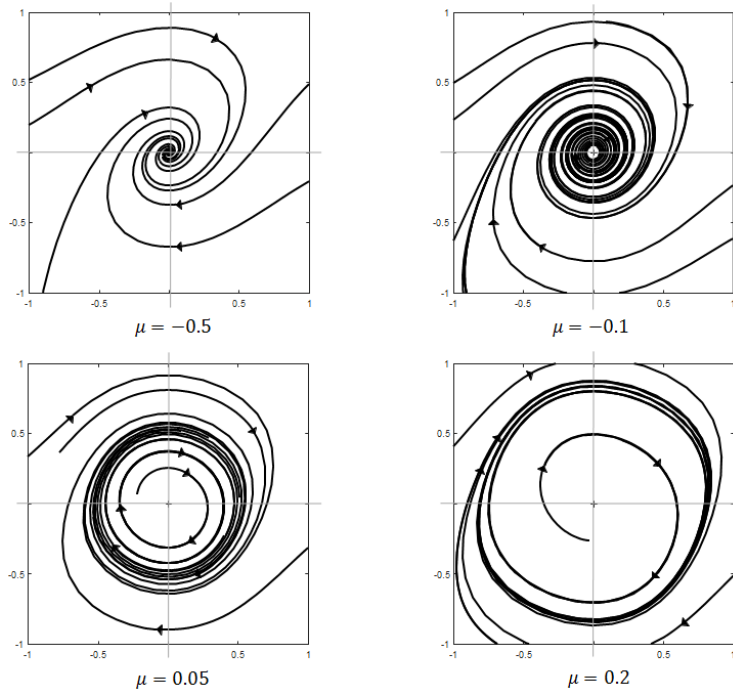


FIGURE 3. The Hopf bifurcation in the system  $\frac{dx}{dt} = y - x^3 + \mu x$ ,  $\frac{dy}{dt} = -x$ .

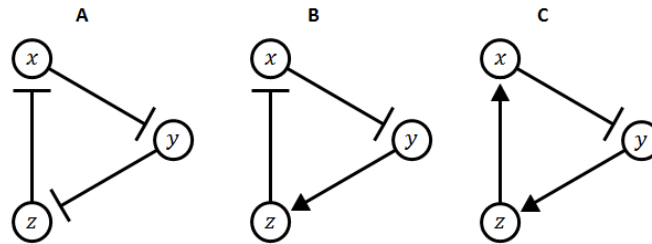


FIGURE 4. Gene circuits: A) A network with three inhibitory genes (the Repressilator). B) A network with two inhibitory genes and one excitatory gene (the 3D Toggle). C) A network with two excitatory genes and one inhibitory gene. The dynamics are the same as for network A). See below.

The model is described by ordinary differential equations of the form:

$$(8) \quad \begin{aligned} \frac{dx}{dt} &= F(z) - ax \\ \frac{dy}{dt} &= G(x) - by \\ \frac{dz}{dt} &= H(y) - cz \end{aligned}$$

$x, y, z \in \mathbb{R}^+$ , and  $a, b, c > 0$  are degradation constants. Here  $F, G,$  and  $H$  are Hill functions for the transcription factors shown in Figure 4. These are special case of Equation 2 above. The Jacobian matrix  $J$  at an equilibrium  $(x_0, y_0, z_0)$  is

$$J = \begin{pmatrix} -a & 0 & F'(z_0) \\ G'(x_0) & -b & 0 \\ 0 & H'(y_0) & -c \end{pmatrix}.$$

Let  $Q = F'G'H'$ .  $\text{Det}(J) = Q - abc$ . The characteristic equation is given by  $\det(J - \lambda I) = 0$ . We expand the equation and obtain

$$(9) \quad (\lambda + a)(\lambda + b)(\lambda + c) = Q.$$

In this section, we similarly take  $a = b = c = \alpha$ , where  $\alpha = \frac{(a+b+c)}{3}$  is the mean. In the subsequent section, we eliminate this assumption.

Assume that the system has a parameter  $\mu$ , that for  $\mu < \mu_0$  the equilibrium is stable and that it loses stability when  $\mu = \mu_0$ . The parameter  $\mu$  enters into Equation 9;  $\alpha$  and  $Q$  are implicit functions of  $\mu$ .

The characteristic equation now is given by

$$(10) \quad (\alpha + \lambda)^3 = Q.$$

The original dichotomy of pitchfork and Hopf corresponds to  $Q > 0, Q < 0$ , respectively, where  $Q$  is the value at  $\mu_0$ . Let  $m =$  largest real cube root of  $|Q|$ .

Consider the two cases. Case 1:  $Q > 0$ . For example the 3D Toggle,  $F' < 0, G' < 0, H' > 0$ . Case 2:  $Q < 0$ . For example the Repressilator,  $F' < 0, G' < 0, H' < 0$ .

Another scenario for Case 2 (see Figure 4C) is when  $F' > 0, G' > 0, H' < 0$ . We will consider each case in further detail.

**Case 1** ( $Q > 0$ ). Eigenvalues at the equilibrium  $(x_0, y_0, z_0)$  corresponding to the bifurcation value  $\mu_0$  are given by:

$$\lambda_1 = -\alpha + m, \lambda_2 = -\alpha - \frac{1}{2}m + \frac{1}{2}i\sqrt{3}m, \lambda_3 = -\alpha - \frac{1}{2}m - \frac{1}{2}i\sqrt{3}m.$$

Remark 4:  $\lambda_1 + \alpha, \lambda_2 + \alpha, \lambda_3 + \alpha$  are the three cube roots of  $Q$ . Points  $\lambda_i + \alpha$  lie on a circle of radius  $m$ . Figure 5A illustrates these corresponding points in a circle of radius one.

Now we investigate the structure of the eigenvalues carefully. When  $m < \alpha$ , then  $\lambda_1 < 0$  and the real part of  $\lambda_2, \lambda_3 < 0$ . When  $m = \alpha$ ,  $\lambda_1 = 0$ , real part of  $\lambda_2, \lambda_3 < 0$  (since  $-\alpha - \frac{1}{2}m < 0$ ). If  $m > \alpha$  then  $\lambda_1 > 0$  and the real part of  $\lambda_2, \lambda_3 < 0$ . Hence, the condition of Theorem 1 is satisfied and the bifurcation is a pitchfork.

**Case 2** ( $Q < 0$ ). Eigenvalues at the equilibrium  $(x_0, y_0, z_0)$  are given by:

$$\lambda_1 = -\alpha - m, \lambda_2 = -\alpha + \frac{1}{2}m + \frac{1}{2}i\sqrt{3}m, \lambda_3 = -\alpha + \frac{1}{2}m - \frac{1}{2}i\sqrt{3}m.$$

Figure 5B and C illustrates the points  $\lambda_1 + \alpha, \lambda_2 + \alpha,$  and  $\lambda_3 + \alpha$  corresponding to points in a circle of radius one.

We again investigate the structure of the eigenvalues. When  $\frac{m}{2} < \alpha$ , then  $\lambda_1 < 0$ , and the real part of  $\lambda_2, \lambda_3 < 0$ . When  $\frac{m}{2} = \alpha$ ,  $\lambda_1 < 0$ , and  $\lambda_2, \lambda_3$  are purely

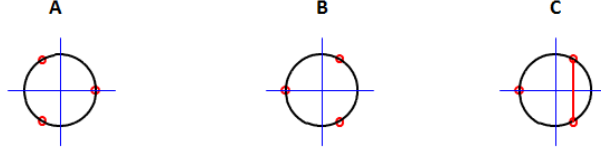


FIGURE 5. Two main bifurcations from a stable equilibrium for the three gene network. A:  $Q > 0$  (pitchfork bifurcation), B:  $Q < 0$  (Hopf bifurcation). C: illustration of the Hopf bifurcation point. The radius of the circle is one and the marked points are the cube roots of 1 in A and of -1 in B.

imaginary. When  $\frac{m}{2} > \alpha$ , then  $\lambda_1 < 0$ , and the real part of  $\lambda_2, \lambda_3 > 0$ . Hence, the condition of Theorem 2 is satisfied and the bifurcation is a Hopf.

Here, we have given conditions for the two bifurcations for the 3 gene network.

We emphasize that this picture and these results depend on the unrealistic hypothesis (as in the literature) that  $a = b = c$ . In the next section we eliminate this hypothesis and exhibit the refined results in Theorem 3.

**Remark 3:** The original toggle switch consisted of two genes [22], which can be described by

$$\begin{aligned}\frac{dx}{dt} &= F(y) - ax \\ \frac{dy}{dt} &= G(x) - by.\end{aligned}$$

The Jacobian matrix  $J$  at an equilibrium  $(x_0, y_0)$  is

$$J = \begin{pmatrix} -a & F'(y_0) \\ G'(x_0) & -b \end{pmatrix}.$$

In this case  $F' < 0, G' < 0$ . Let  $Q = F'G'$ , thus  $Q > 0$ . Theorem 1 is satisfied and the bifurcation is a pitchfork, if  $\det(J) = 0$  where  $\det(J) = ab - Q$ .

Furthermore, the characteristic equation at the point of bifurcation is given by

$$(\lambda + a)(\lambda + b) = Q.$$

Eigenvalues at the equilibrium  $(x_0, y_0)$  are given by:

$$\begin{aligned}\lambda_1 &= -\frac{1}{2}(a + b) + \frac{1}{2}\sqrt{(a - b)^2 + 4Q} \\ \lambda_2 &= -\frac{1}{2}(a + b) - \frac{1}{2}\sqrt{(a - b)^2 + 4Q}.\end{aligned}$$

When  $Q = ab$ ,  $\lambda_1 = 0$  and  $\lambda_2 < 0$ .

#### Section 4: Removal of the condition $a = b = c$ .

Previous studies [21, 22, 11, 23, 24] have assumed that the degradation constants are equal (one), but this hypothesis does not reflect biological systems and besides can lead to ill-posed numerics.

Lets consider the setting of Equation 8 and the Jacobian  $J$ .

Then  $Q = F'G'H'$  and note that the determinant of  $J = Q - abc$ . The characteristic equation is given by (see Equation 9)

$$(\lambda + a)(\lambda + b)(\lambda + c) = Q.$$

If we assume that there is a Hopf bifurcation at  $\mu_0$ , then a solution of Equation 9 is a purely imaginary complex number and  $Q < abc$ . We may write this solution in the form  $\gamma\sqrt{-1}$ ,  $\gamma > 0$ . Substituting this solution into the characteristic equation, we get the following

$$(11) \quad (\gamma\sqrt{-1} + a)(\gamma\sqrt{-1} + b)(\gamma\sqrt{-1} + c) = Q.$$

Taking the real part of Equation 11 we get

$$(12) \quad \begin{aligned} &-(a + b + c)\gamma^2 + abc - Q = 0 \\ &\gamma^2 = \frac{abc - Q}{(a + b + c)} > 0 \end{aligned}$$

Taking the imaginary part of Equation 11 we get

$$(13) \quad \begin{aligned} &-i\gamma^3 + iab\gamma + iac\gamma + ibc\gamma = 0 \\ &\gamma^2 = ab + ac + bc \end{aligned}$$

From Equations 12 and 13, we obtain

$$(14) \quad \begin{aligned} ab + ac + bc &= \frac{abc - Q}{(a + b + c)} \\ \text{or } Q &= -2abc - (a^2b + a^2c + ab^2 + ac^2 + b^2c + bc^2) \end{aligned}$$

Equation 14 is a necessary condition for Equation 9 to have a pair of pure imaginary numbers as a solution.

**Proposition 2:** Suppose there is a Hopf bifurcation at the equilibrium. Then  $abc - Q > 0$ . Moreover,

$$Q = -2abc - (a^2b + a^2c + ab^2 + ac^2 + b^2c + bc^2)$$

and the real eigenvalue is negative.

**Proof:** The first two statements are in Equation 14. Let  $\lambda_1$  be the third eigenvalue;  $\lambda_1 = \frac{\det(J)}{\gamma^2}$ , since the product of the eigenvalues is the determinant of  $J$  and is equal to  $Q - abc$ . Thus,  $\lambda_1 < 0$ .

On the other hand suppose we are given  $a, b, c$ , and  $\det(J) < 0$  from the three gene problem (Equation 8). If they satisfy Equation 14, then by taking  $\gamma > 0$  as in Equation 14 and  $\lambda_1$  as in Proposition 1b, then it follows that the eigenvalues are  $\pm\gamma\sqrt{-1}$  and  $\lambda_1 < 0$ . This satisfies the hypothesis for the Hopf bifurcation. We have proved following theorem.

**Theorem 3.** Consider Equation 11 and

$$(15) \quad (-2abc - (a^2b + a^2c + ab^2 + ac^2 + b^2c + bc^2)) < Q < abc.$$

If  $Q$  is in the above range in Equation 15, then there is no bifurcation. The dynamic is that of a stable equilibrium. On the other hand, if  $Q$  equals the lower limit there is a Hopf bifurcation, and if  $Q$  equals the upper limit there is a Pitchfork bifurcation.

### Section 5: N–dimensional theory.

Here we assemble some brief remarks for the  $n$ –dimensional case. This is some background for the problem of extending Theorem 3 to  $n$  genes.

A network of order  $n$ . The model is described by ordinary differential equations of the form:

$$(16) \quad \begin{aligned} \frac{dx_1}{dt} &= F_1(x_n) - \alpha_1 x_1 \\ \frac{dx_2}{dt} &= F_2(x_1) - \alpha_2 x_2 \\ &\vdots \\ \frac{dx_n}{dt} &= F_n(x_{n-1}) - \alpha_n x_n \end{aligned}$$

Let  $x_0$  be an equilibrium and  $J$  at  $x_0$ .

Then let  $Q = \prod F'_i$  and note that the determinant of  $J = -1^n \times Q - \prod \alpha_i$ . The characteristic equation for a  $n$ –dimensional system can be written

$$(17) \quad -1^n \prod_i^n (\lambda + \alpha_i) + Q = 0,$$

where each  $\alpha_i$  represents the absolute value of a diagonal term in  $J$ , and is a degradation constant as in Equation 3. If we replace  $\alpha_i$  's with the mean, that is  $\alpha = \frac{1}{n} \sum_i \alpha_i$ , then Equation 8 is simplified to the form.

$$(18) \quad (\lambda + \alpha)^n = -1^{n+1} \times Q.$$

Using Equation 18, we can illustrate the two main bifurcations, as shown in Figure 6 .

#### Poincaré-Hopf theorem:

Suppose  $\frac{dx}{dt} = F(x)$ ,  $x$  belongs to  $n$ -dimensional euclidean space  $X$  or homeomorphic to it [25].

$$\sum_{F(x)=0, x \in X} \text{sign}(\det(J)) (x) = (-1)^n$$

$J$  is the Jacobian of  $F$  at  $x$ .

Poincaré-Hopf theorem plays a useful role in genome dynamics as in the proof of Theorem 1a. Examples: 1)  $n = 3$ , a single stable equilibrium 2)  $n = 3$ , the three equilibria of the pitchfork.

**Remark 4:** At a stable equilibrium in odd dimensions,  $\det(J) < 0$  and in even dimensions  $\det(J) > 0$ .

A challenging problem is to demonstrate mathematically the existence of a global stable oscillator in the Repressilator. Its existence has been shown computationally [11]. The work of York and colleagues [19, 20] may provide a framework for this problem.

#### Conclusion:

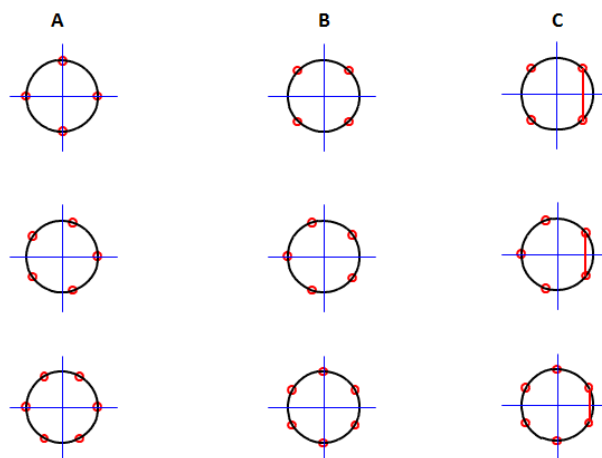


FIGURE 6. Two main bifurcations from a stable equilibrium. Column A:  $Q > 0$  (pitchfork bifurcation), Column B:  $Q < 0$  (Hopf bifurcation). Column C: illustration of the Hopf bifurcation point. Rows show dimensions 4, 5 and 6 from top to bottom. The radius of the circle is one and the marked points are the cube roots of 1 column A and of -1 in B and C.

In this work, we constructed a network for the genome, and defined the concept of a core and layering in the network. Then we constructed a dynamical system on gene expression levels from the network. For these dynamics we investigated the two main bifurcations from a stable equilibrium. Last, we presented preliminary work toward understanding the bifurcations in  $n$ -dimensions. We envision that this work will contribute to a deeper understanding of the genome and its controllability.

Note: Just prior to submitting the final revised version, we received a related manuscript by Konstantin Mischaikow et al.

#### REFERENCES

- [1] J. Monod, F. Jacob. General conclusions: Teleonomic mechanisms in cellular metabolism, growth, and differentiation. *Cold Spring Harb. Symp. Quant. Biol.* 26: 389-401, 1961.
- [2] S. Kauffman, W. S. McCulloch. Random Nets of Formal Genes. *Quarterly Progress Report 34. Research Laboratory of Electronics, Massachusetts Institute of Technology*, 1967.
- [3] S. Kauffman. Metabolic stability and epigenesis in randomly constructed genetic nets. *Journal of Theoretical Biology*, 22: 437-467, 1969.
- [4] L. Glass. Classification of biological networks by their qualitative dynamics. *Journal of Theoretical Biology*, 54 (1), 85-107, 1975.
- [5] L. Glass and J. S. Pasternack. Stable oscillations in mathematical models of biological control systems. *Journal of Mathematical Biology*, 6, 207-223, 1978.
- [6] S. P. Hastings, J. Tyson J, D. Webster. Existence of Periodic Solutions for Negative Feedback Cellular Control Systems. *Journal of Differential Equations*, 25, 39-64, 1977.
- [7] J. Mallet-Paret, H. L. Smith. The Poincare-Bendixson theorem for monotone cyclic feedback systems. *Journal of Dynamics and Differential Equations*, 2 (4), 367-421, 1990.
- [8] T. Gedeon, K. Mischaikow. Structure of the global attractor of cyclic feedback systems. *Journal of Dynamics and Differential Equations*, 7, 141-190, 1995.



- [9] U. Alon. An Introduction to Systems Biology: Design Principles of Biological Circuits. Boca Raton, FL: Chapman & Hall/CRC Press, 2006.
- [10] F. R. Chung. Spectral graph theory, Vol 92, American Mathematical Soc., 1997.
- [11] R. Edwards R, L. Glass. Dynamics in Genetic Networks. *The American Mathematical Monthly*. 121 (9): 793-809, 2014.
- [12] I. Rajapakse, M. Groudine. On Emerging Nuclear order. *Journal of Cell Biology*, 192(5):711-21, 2011.
- [13] M. W. Hirsch, S. Smale. Differential Equations, Dynamical Systems, and Linear Algebra, Academic Press, 1974.
- [14] A. I. Mees, L. O. Chua. The Hopf bifurcation theorem and its applications to nonlinear oscillations in circuits and systems. *IEEE Trans. Circ. Syst.*, 26: 235-5. 1979.
- [15] J. Guckenheimer, P. Holmes. Nonlinear Oscillations, Dynamical Systems, and Bifurcations of Vector Fields, Springer, New York, 2002.
- [16] Y. A. Kuznetsov YA. Elements of applied bifurcation theory, New York, NY: Springer-Verlag, second edition, 1998.
- [17] J. E. Marsden, M. McCracken. The Hopf Bifurcation and Its Applications. Applied Mathematical Sciences. Vol.19. Springer-Verlag , New York, NY, 1976.
- [18] E. Hopf. Abzweigung einer periodischen Losung von einer stationaren Losung eines Differentialsystems. Ber Math Phys Kl Sachs Akad Wiss Leipzig, 94:1-22, 1942.
- [19] J. C. Alexander, J. A. Yorke. Global bifurcations of periodic orbits. *American Journal of Mathematics*, 100 (2):263-292, 1978
- [20] J. Mallet-Paret, J. A. Yorke. Snakes: Oriented families of periodic orbits, their sources, sinks, and continuation. *Journal of Differential Equations*, 43: 419- 450, 1982
- [21] M. B. Elowitz, S. Leibler. A synthetic oscillatory network of transcriptional regulators. *Nature*, 403: 335-338, 2000.
- [22] T. S. Gardner, C. R. Cantor, J. J. Collins. Construction of a genetic toggle switch in *Escherichia coli*. *Nature*, 403: 339-342, 2000.
- [23] G. J. Ojalvo, M. B. Elowitz, S. Strogatz. Modeling a synthetic multicellular clock: Repressilators coupled by quorum sensing. *Proceedings of the National Academy of Sciences, USA*, 101: 10955-10960, 2004.
- [24] O. Buse, A. Kuznetsov, R. Pérez. Existence of limit cycles in the repressilator equation. *Int. J. Bifurcation Chaos*, 19: 4097-4106, 2009.
- [25] V. Guillemin, A. Pollack. Differential Topology. Prentice-Hall, 1974.

UNIVERSITY OF MICHIGAN  
*E-mail address:* `indikar@umich.edu`

CITY UNIVERSITY OF HONG KONG  
*E-mail address:* `smale@cityu.edu.hk`