

# MATHEMATICS OF THE GENOME

INDIKA RAJAPAKSE AND STEVE SMALE

ABSTRACT. This work gives a mathematical foundation for bifurcation from a stable equilibrium in the genome. We construct idealized dynamics associated with the genome. For this dynamics we investigate the two main bifurcations from a stable equilibrium. Finally, we give a mathematical proofs of existence and points of bifurcation for the Repressilator and the Toggle gene circuits.

## Introduction:

Development of a single cell into a multicellular organism involves a remarkable integration of gene expression, molecular signaling, and environmental cues. Emergence of specific cell types depends on selective use of genes, a phenomenon known as gene regulation, at critical times during development [1].

Our goal is to build a mathematical foundation for gene regulation and its dynamics. We believe this could lead to new insights in biology. In fact new understandings of biology is our main goal.

Gene regulation dynamics traditionally takes the form:

$$(1) \quad \frac{dx}{dt} = F(x)$$

Firstly we will formally define and derive  $F$  from the biology of regulatory units with an intermediate step of a labeled oriented graph network, starting with nodes as genes. Besides determining  $F$ , we will give a structure that can be used to exhibit the equilibria and the periodic solutions of (1) and some properties relating these components of the dynamics. While the ideas are known in biology, the mathematical development is new.

Secondly elementary bifurcation theory, especially the pitchfork, will be developed from the point of view of the first bifurcation from a stable equilibrium. The pitchfork bifurcation will be derived from scratch, since we have not found the present literature on this subject satisfactory for genome dynamics.

A main motivation for our work consists of two important advances in biology, Gardner et al. on the "Toggle" [22] and Elowitz and Leibler on the "Repressilator" [24]. See Sections 3 and 4 respectively.

Two and three-gene networks will be given where the pitchfork and Hopf bifurcations are exhibited, starting from Hill functions, giving the precise points of bifurcation even when distinct degradation rates of the proteins are allowed. Here we take a stability point of view, in contrast to much work in mathematical biology that emphasizes a Boolean point of view or use of fixed point theory. In a future account we expect to give general models of emergence of a single cell type as well as cell differentiation and cell memory.

---

Communicated by Michael Shub .

In 1967 Kauffman and McCulloch [2] introduced boolean networks as models for genetic regulation, work that was extended by Kauffman in 1969 [3]. Similar models for regulatory networks have been discussed by Glass [4]. Related criteria for dynamics in feedback loops have been worked out for gene networks [5]. Hastings et al. prove the existence of a periodic solution for one class of  $n$ -dimensional systems using the Brouwer Fixed Point Theorem, hence without stability information [6]. Although rigorous mathematical treatments for cyclic feedback systems have been introduced by Mallet-Paret and Smith [7] and Gedeon and Mischaikow [8], these works do not address the stability questions as based on condition number (Bürgisser and Cucker, [9]).

**Keywords:** genome dynamics, gene networks, pitchfork bifurcation, Hopf bifurcation

**Mathematics Subject Classification:** 37G15, 92D10

### Section 1: The network and associated dynamics.

The configuration space is the set of  $n$  nonnegative real numbers, representing gene expression levels (for example measured by *mRNA* or protein abundance) of the  $n$  genes. Thus, this configuration space is  $(\mathbb{R}^+)^n$  with its elements  $x = (x_1, \dots, x_n)$ . In fact we may write  $X = \prod_{i=1}^n [0, k_i]$ , where  $x_i$  represents the concentration of a protein (i.e. protein abundance) and  $k_i$  is its maximum value. Traditionally the dynamics are described by an ordinary differential equation of the form

$$(2) \quad \frac{dx_i(t)}{dt} = F_i(x_1(t), \dots, x_n(t)), i = 1, \dots, n$$

or in brief

$$\frac{dx}{dt} = F(x), F: X \rightarrow \mathbb{R}^n.$$

The program of this section is: we will construct a network for the genome. Toward that end we will define an oriented graph and then label the nodes of the graph to obtain the network. Then  $F$  will be derived from this network.

#### The Graph:

The nodes are of two (distinct) types. First) the genes  $g \in G$ . Second) the inputs  $I$  to be interpreted as signals, as in Alon [10]. There is also a special subset  $T$  of  $G$ , called transcription factors.

Now we describe the oriented edges of the graph,  $E(i, j)$  from node  $i$  to node  $j$ . The first type of edge satisfies  $i \in I$  and  $j \in T$ . The second type satisfies  $i \in T$  and  $j \in G$  and is interpreted as  $i$  has some control over  $j$ , as when the protein generated by gene  $i$  is a transcription factor and can bind the promoter of gene  $j$ . From this oriented graph we have, as usual in graph theory, the concepts of paths and cycles. A predecessor of node  $j$  is a node  $i$  such that  $E(i, j)$  is a (well-defined) edge. We will assume that each node  $i \in I$  has no predecessor and the other nodes have at least one predecessor. Also assume that the graph is connected [11].

The "core" is defined to be the union of the following: nodes which belongs to some cycle of the graph, and nodes with a path leading to a cycle.

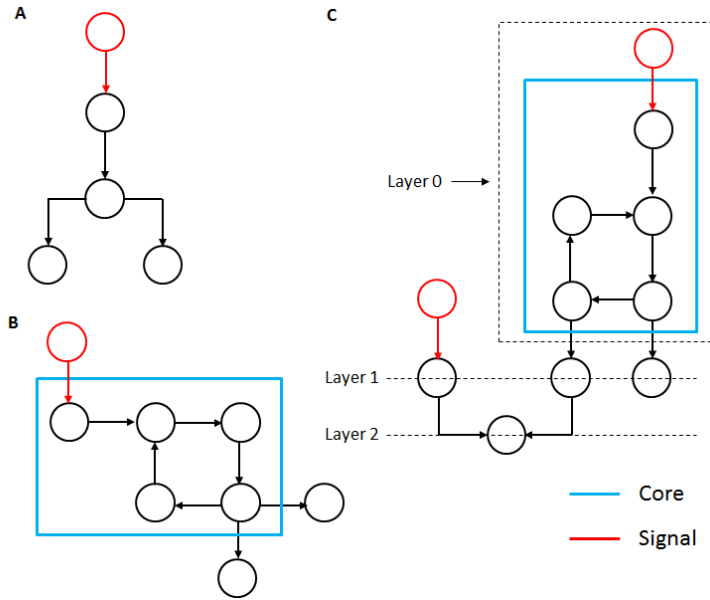


FIGURE 1. Graphs associated with the genome (A) Empty core, (B) Core with one layer, (C) Core with two layers

Next we describe a layered structure on the nodes of this graph. The zero<sup>th</sup> layer is to be taken as the core together with the set of inputs (Figure 1C). Inductively say that the node is in the  $k^{th}$  layer provided all its predecessors lie in the previous layer and it doesn't. Figure 1A, B, and C illustrate the cases of graphs with empty core, a core with one layer, and a core with two layers, respectively.

**The Network:**

The next stage is to pass from the above graph to a "network" by attaching some label to each node in  $G$ . First consider a node whose expression level is  $y$  together with a single predecessor in  $G$  whose expression level is denoted by  $x \in [0, k]$ . Inspired by the theory of Hill functions [10, 12], we let  $H: [0, k] \rightarrow \mathbb{R}$  be given as well as a positive real number  $b$ .  $H$  is a map from the concentration  $x$  to the rate of change of  $y$ . Assume  $H$  is smooth, nonnegative, and bounded by  $bk$ . Here is the Hill type equation

$$(3) \quad \frac{dy}{dt} = H(x(t)) - by(t),$$

with the last term representing the degradation of  $y$ , the level of expression of the target node. Then we label the node that expresses  $y$  with  $(H, b)$ . Since our construction is so abstract it applies as well to the case that the predecessor is an input node, or  $x(t)$  is a signal.

Next we extend the preceding Hill type function to the case of a node  $g$  with more than one predecessor. Define  $P_g$  to be the set of predecessors of  $g \in G$  and let  $W_g = \prod_{i \in P_g} X_i$  where  $X_i = [0, k_i]$  is the space of expression of gene  $i$ . The Hill type

function is a now a map

$$(4) \quad H_g : W_g \rightarrow \mathbb{R}, \quad \frac{dy}{dt} = H_g(x(t)) - by(t).$$

For each gene  $g$ , we label the node  $g$  with  $(H_g, b)$ .  $H_g$  may be interpreted as aggregating the predecessor levels of  $g$  in some way. We have completed the description of the network attached to the genome.

### Network and the Dynamics:

We can see this important fact: the network described by our graph and the nodes just labeled (together with the inputs) determines the dynamics of the genome. One just uses (4) to define the  $F_i$  of (1) where  $F_i$  depends then only on the predecessors of gene  $i$ . We identify gene  $g$  with gene  $i$  above and below.

### Boundary Conditions:

At a boundary point of  $X$ , if  $y_i = k_i$ , some  $i$ , then  $\frac{dy_i}{dt} > 0$  is a condition which is not compatible with our interpretation of the biology. One cannot increase the concentration if one is already at the maximum. This suggests that at such a point,  $H_g < bk_g$ , which implies by Equation 4  $\frac{dy_i}{dt} < 0$ . Now assume the following hypothesis.

For each gene  $g$ ,

$$(5a) \quad \text{Function } H_g(x) \text{ in Equation 3 is bounded by } bk_g \text{ as a function of } x.$$

Moreover supplement 5a with

$$(5b) \quad H_g(x) > 0, \text{ for } x \in W_g.$$

Inequality 5b is important for a boundary point of  $x$  satisfying  $x_i = 0$  for some  $i$ . Then  $\frac{dy_i}{dt} > 0$ . The boundary conditions imply the region  $X$  is invariant under the forward dynamics and in particular there are no equilibria on the boundary of  $X$ .

### Specific Hill Functions:

Differential equations for gene control typically involve the Hill functions, defined by either

$$(6a) \quad H(x) = \frac{\beta x^p}{(K_1)^p + x^p}, \text{ or } G(x) = \frac{\gamma}{1 + \left(\frac{x}{K_2}\right)^q},$$

where  $x$  now represents the concentration of a transcription factor in a cell, and  $H$  represents activation, while  $G$  represents repression as Alon [10]. The  $p$  and  $q$  might be considered as a function of a bifurcation parameter  $\mu$ .

In general  $i$  is gene with a single predecessor  $j$ ,  $F_i(x_i) = H(x_j) - a_i x_i$  or  $F_i(x_i) = G(x_j) - a_i x_i$  as in Equation (2) and Equation (6a). For all  $i$ ,  $H(x_i) = \frac{\beta_i x_i^p}{(K_{1i})^p + x_i^p}$  and similarly for  $G(x_i)$ .

For both activation and repression at  $p_i = q_i = 0$ ,  $i = 1, \dots, n$ , equilibrium equations simplify to  $x_i = \frac{\beta_i}{2a_i}$ . The equilibrium is globally stable since the eigenvalues of the Jacobian matrix at the equilibrium are negative  $(-a_i, i = 1, \dots, n)$ ; see Equation 7.

This equilibrium,  $(x)_i = \left(\frac{\beta_i}{2a_i}\right)$ , is the starting point of a path  $x(\mu)$  of equilibria parameterized by a bifurcation parameter  $\mu < \mu_0$ .

It is natural to ask that the equilibrium lies in the feasible set according to the condition in 5a.

Now we can see the equilibrium discussed in Equation 4a is feasible provided

$$(6b) \quad \frac{\beta_i}{2a_i} < k_i.$$

This will be true if  $k_i$  is big enough.

The aggregation of multipredecessor Hill functions can be accommodated.

Sometimes we achieve greater generality by not using a specific form of Hill functions. Moreover the mathematics are simpler.

### Induced equilibrium:

Consider an equilibrium  $x$  in the core dynamics of the network. It has the form

$$x_i(t) = C_i, \text{ a constant, for each } i \text{ belonging to the core.}$$

Let gene  $g$  be in the first layer of the core. From Equation 4,  $H_g$  at the equilibrium in  $W_g$ , is therefore a constant say  $C_g$ . Then, for any expression  $y(t)$  for gene  $g$ ,  $\frac{dy}{dt} = 0$  if and only if  $y(t) = \frac{C_g}{b}$ . Now we define  $y(t) \equiv \frac{C_g}{b}$ . Do the same for any gene  $g$  in the first layer. By induction we do the same for the whole genome. If  $x$  is a stable equilibrium the same will be true for the corresponding  $y$  in the whole genome. This follows from the Equation 4, since the derivative is  $-b$ .

We may say that an equilibrium solution in the core induces a natural equilibrium in the set of all layers generated by the core in the whole genome. The induced equilibrium is stable if the core equilibrium is stable.

**Remark 1:** We could replace the core by the zero<sup>th</sup> layer in the above to obtain an equilibrium in the whole genome.

### Induced periodic solution:

Suppose given a periodic solution  $x(t)$  in the core with period  $T$ . Consider a gene  $g$  in the first layer. Project the periodic solution  $x(t)$  to  $W_g$ . There exists a unique solution for  $y(t)$  of Equation 4 given an initial condition  $y(0)$ .

Rewrite Equation (4) as

$$\frac{dy(t)}{dt} + by(t) = H_g(x(t))$$

Multiply each side by  $e^{bt}$  to yield

$$\frac{d(e^{bt}y(t))}{dt} = e^{bt}H_g(x(t)).$$

$$\text{for } s > 0, \quad e^{bs}y(s) = \int_0^s e^{bt}H_g(x(t)) dt + y(0)$$

for  $s = T$  we have

$$e^{bT}y(T) = \int_0^T e^{bt}H_g(x(t)) dt + y(0).$$

If we set  $y(0) = \frac{\int_0^T e^{bt} H_g(x(t)) dt}{e^{bT} - 1}$ , then from the equation above we obtain  $y(T) = y(0)$ . Now consider time  $kT + u$ ,  $0 \leq u < T$ ,  $k$  is a non-negative integer.

$$\begin{aligned}
e^{b(kT+u)} y(kT + u) &= \int_0^{kT+u} e^{bt} H_g(x(t)) dt + y(0) \\
&= \int_{kT}^{kT+u} e^{bt} H_g(x(t)) dt + \sum_{m=0}^{k-1} \int_{mT}^{(m+1)T} e^{bt} H_g(x(t)) dt + y(0) \\
&= e^{bkT} \int_0^u e^{bt} H_g(x(t)) dt + \left( \sum_{m=0}^{k-1} e^{bmT} \right) \int_0^T e^{bt} H_g(x(t)) dt + y(0) \\
&= e^{bkT} \int_0^u e^{bt} H_g(x(t)) dt + \left( \sum_{m=0}^{k-1} e^{bmT} \right) (e^{bT} - 1) y(0) + y(0) \\
&= e^{bkT} \left( \int_0^u H_g(x(t)) dt + y(0) \right) \\
&= e^{bkT} e^{bu} y(u).
\end{aligned}$$

Compare with the left side to get  $y(kT + u) = y(u)$ . Therefore, oscillations in the core induce oscillations in the genome.

### Hardwiring:

The network as described puts an oriented edge between genes  $g$  and  $h$  if the protein product of gene  $g$  can bind, not will bind, to the promoter of gene  $h$  (in a broad sense) to promote the transcription of  $h$ . Gene  $g$  will bind only in some cell types, at certain stages of development. It can happen that gene  $g$  as a transcription factor may be silenced. In that case gene  $g$  can be removed from the network together with its edges. For an example this phenomena can occur through chromatin accessibility [13]. The universal gene network described in this section is "hardwired" or is universal to gene interactions, just as the genes present in the genome are invariant across all cell types.

### A stable equilibrium as a cell type:

Gene regulatory networks can maintain characteristic patterns of gene expression, thus defining the identity of a specific cell type. We propose identification of a stable equilibrium (Definition 1) for our genome dynamics with a cell type. Both notions can be associated with unique distributions (or proportions) of proteins. Thus, we consider a cell type that is maintaining the gene expression pattern to be in a stable equilibrium. We suggest that the emergence of a new cell type from this original cell type, through differentiation or reprogramming, perhaps as a result of bifurcation, is a departure from a stable equilibrium.

This phenomenon needs to be modified a bit for a stable oscillator defining a cell type.

### Section 2: Bifurcations from a stable equilibrium in $n$ -dimensional dynamical systems.

We associate a pitchfork bifurcation with the phenomena of cell differentiation or reprogramming in a number of situations based on analysis of genomic data, but it is

a challenging problem both in cell biology and mathematics to solidify this process. The Hopf bifurcation is related to the development of various oscillations in the genome that are often associated with circadian rhythm. Vast genomic data exist for both cell differentiation and circadian rhythms, and our motivation is to use these results to support a more mathematical foundation for these processes. This in turn could guide a better understanding of the genome and reprogramming. The rest of the section is written towards developing such a mathematical foundation.

Our main finding is that there are exactly two generic bifurcations as a first bifurcation from a stable equilibrium. These are (1) the (supercritical) pitchfork bifurcation which produces two stable equilibria and a separating saddle point and (2) the (supercritical) Hopf bifurcation which produces a stable periodic solution.

Recall that the Jacobian matrix  $J$  of partial derivatives at an equilibrium is:

$$(7) \quad J = \begin{pmatrix} \frac{\partial F_1}{\partial x_1} & \cdots & \frac{\partial F_1}{\partial x_n} \\ \vdots & \frac{\partial F_i}{\partial x_i} & \vdots \\ \frac{\partial F_n}{\partial x_1} & \cdots & \frac{\partial F_n}{\partial x_n} \end{pmatrix}.$$

where  $F = (F_1, \dots, F_n)$ .

**Definition 1: Stable equilibrium.** If  $x_0$  is a stable equilibrium (of Equation 2 for example) ; 1) all trajectories that start near  $x_0$  approaches it as  $t \rightarrow \infty$ . That is,  $x(t) \rightarrow x_0$  as  $t \rightarrow \infty$ . 2) Every eigenvalue of the Jacobian matrix at  $x_0$  has negative real part. 1) is a consequence of 2. The basin  $B(x_0)$  is a set of all points which tends to  $x_0$  when  $t \rightarrow \infty$ .

**Definition 2: Closed orbits** (periodic solutions). They are solutions for which  $x(t+T) = x(t)$  for all  $t$ , for some  $T > 0$ . A periodic solution is stable provided every nearby orbit tends to it asymptotically as  $t \rightarrow \infty$ . See [14] for eigenvalue criteria for stability of closed orbits, as for Definition 1 as well.

These objects are fundamental in the subject of dynamics in biology.

**Definition 3: First bifurcation from a stable equilibrium.** This is associated to a family  $F_\mu$  with bifurcation parameter  $\mu \in (-e, e)$  describing a dynamic  $\frac{dx}{dt} = F_\mu(x)$ . Here  $x$  belongs to a domain  $X$  of  $\mathbb{R}^n$  as in Section 1, and  $F_0(x) = F(x)$ . We suppose that the dynamics of  $F_\mu$  is that of a stable equilibrium  $x(\mu)$ , basin  $B_\mu$  for  $\mu < \mu_0$ ,  $\mu_0 = 0$  and bifurcation at  $\mu = 0$ . Let  $J_\mu = J(x(\mu))$  as in Equation 7. We incorporate the following hypothesis into definition 3. Suppose that the equilibrium does not "leave it's basin" in the sense that there is a neighborhood  $N$  of  $x_0$ , such that  $N$  is contained in  $B_\mu$  for all  $\mu < 0$ .

Note that the condition in the last statement of definition 3 implies by a uniform continuity argument, that even at  $\mu = 0$ ,  $x_0$  is a sink in the sense that  $x(t) \rightarrow x_0$ , if the initial point belongs to  $N$  for the dynamics of  $F_\mu$ ,  $\mu = 0$  with basin  $B_{\mu_0}$ . It follows that in this space  $N$  only equilibria at  $\mu$  is  $x_\mu$ . This is our meaning of "first" in definition 3.

The eigenvalues of  $J_\mu$  at the stable equilibrium and before the bifurcation value of  $\mu$  all have negative real part, either real, or in complex conjugate pairs. At the bifurcation, one has either a single real eigenvalue becoming zero and then positive

with the pitchfork, or else a complex conjugate pair of distinct eigenvalues with real parts zero to become positive after the bifurcation and then the Hopf oscillation. A pitchfork bifurcation converts a stable equilibrium into two stable equilibria. The Hopf bifurcation converts a stable equilibrium into a stable periodic solution.

**Theorem 1:** Consider a first bifurcation from a stable equilibrium with its corresponding notation (definition 3). Let  $D_\mu$  be the determinant of  $J_\mu$  at  $x(\mu)$ . If  $D_{\mu_0} = 0$  then generically the dynamics undergoes a pitchfork bifurcation at  $\mu_0$ .

The "generically" for the case of one-variable is described with  $C_3 \neq 0$  in Lemma 1. Our use of the center manifold theorem extends the notion to  $n$ -variables.

We give the proof of the Pitchfork bifurcation theorem, Theorem 1, including the description of the bifurcation [15].

We give the proof for one variable first. Then  $\frac{d(F_\mu(0))}{dx} = \lambda$ , the first and only eigenvalue. Let

$$(8) \quad F_{\mu_0}(x) = G(x),$$

so that  $G$  is independent of  $\mu$  and  $x_0$  taken to be zero.

**Lemma 1:** Let  $C_3 \neq 0$ . The second derivative of  $F_{\mu_0}$  is zero.

**Proof:** Expand  $F_{\mu_0}$  about zero in Equation 8 by Taylor series.

$$F_{\mu_0}(x) = C_2x^2 + C_3x^3 + R_3(x)$$

where  $C_2 = \frac{D^2}{2!}G(0)$ ,  $C_3 = \frac{D^3}{3!}G(0)$ , where  $D = \frac{d}{dx}$ .  $R_3$  is the remainder and  $R_3(x) \leq M\frac{|x|^4}{4!}$ , where  $D^4(x) \leq M$  for all  $|x| \leq b$ , for appropriate  $b$ . At the equilibrium  $F_{\mu_0}(x) = 0$ , thus

$$0 = C_2x + C_3x^2 + R_3(x)$$

Zero is an equilibria of multiplicity two. A third equilibrium is at  $x = -\frac{C_2+R_3(x)}{C_3}$ .

There are two cases for which  $C_2$  could be non-zero. Take the Taylor series remainder  $R_3(x)$  so that  $|R_3(x)| < \left|\frac{c_2}{2}\right|$ .

1.  $x = -\frac{C_2+R_3(x)}{C_3}$  belongs to the basin  $U = B_0$ . This contradicts the fact that  $U$  is a basin of the dynamics.
2.  $x = -\frac{C_2+R_3(x)}{C_3}$  does not belong to the basin  $U = B_0$ . This contradicts the Poincaré–Hopf index theorem applied to the basin  $U$  (see Section 5).

Therefore, the second derivative of  $F$  at the equilibrium must be zero. Lemma 1 is proved.

We have supposed that  $C_3 \neq 0$  by the genericity hypothesis and then  $C_3 < 0$  follows from the Taylor's formula together with the bifurcation setting.

Let  $J = J_\mu$  as in (7) with  $\mu = 0$  and  $x = 0$ . Proceeding to the general case, then by the genericity hypothesis the eigenvalues  $\lambda_i$  of  $J$  could be assumed to be distinct. Then  $J$  may be diagonalized with  $\lambda_1 = 0$  and the real part of the  $\lambda_i$  is less than zero for  $i > 1$ . Perhaps this make the general case more apparent.

The center manifold theory applies to give the reduction to dimension one; the center manifold corresponds to the space of eigenvector of eigenvalue zero [16, 17].



This finishes the proof of Theorem 1.

Now consider the systems in 6a and 6b with all the conditions and hypothesis as discussed. Also consider the bifurcation path of equilibria parameterized by a bifurcation parameter  $\mu < \mu_0$ , starting at the initial point described.

**Corollary of Theorem 1:** The first bifurcation as above is a pitchfork, if at the first bifurcation,  $\det(J_\mu) = 0$ .

**Proof of Corollary:** Note that the uniformity condition in definition 3 (existence of  $N$ ) follows from the fact that  $x(\mu)$  is a first bifurcation. We may suppose that  $x(\mu)$  is contained in  $X$ . This is because  $x(\mu_0)$  is not in the boundary of  $X$ ; even  $F(\mu)$  is never zero on the boundary. This proves the Corollary, since the definition 3 is incorporated in Theorem 1.

Previous treatments of the pitchfork assume a symmetry of the function in Theorem 1a or else vanishing of its second derivative.

We suppose the following  $F(\mu) : X \rightarrow \mathbb{R}^n$ ,  $X$  a domain in  $\mathbb{R}^n$ .

**Hopf Bifurcation Setting:**

Let  $x(\mu)$  be a stable equilibrium for  $\mu$  for all  $\mu < \mu_0$ . Suppose that the equilibrium does not "leave it's basin" in the sense that there is a neighborhood  $N$  of  $x_0$ , such that  $N$  is contained in  $B_\mu$  for all  $\mu < 0$ . Suppose that all eigenvalues of Jacobian,  $J$  at  $x(\mu_0)$  have negative real parts except one conjugate purely imaginary pair  $\pm ib$  and these two eigenvalues cross the imaginary axis when  $\mu > \mu_0$ . Then generically the dynamics undergoes a bifurcation at  $(x_0, \mu_0)$  resulting in a stable periodic solution. This is called a Hopf bifurcation.

The "generically" of the periodic solutions involve two issues. 1)  $\frac{d(\text{Re } \lambda(\mu))}{d\mu} |_{(\mu=\mu_0)} \neq 0$ . 2) A certain third derivative is not zero (this is first Lyapunov coefficient, of the dynamics  $l_1 |_{(x_0, \mu_0)}$ ). See Mees and Chua [17], Marsden and McCracken [18], Guckenheimer and Holmes [15] for details.

**Remark 2:** One can test the last condition using a numerical continuation package, for example MATCONT [16].

Note that references 16, 17, 18, and 19 give us the justification for Hopf Bifurcation Setting. While the original results by Hopf [20] give conditions for the local existence of periodic orbits, a series of papers by York and colleagues focused on the global continuation of periodic orbits [21, 22]. Furthermore, in the paper by Mees and Chua, it was noted that though the Hopf theorem only makes predictions locally, "experience tends to confirm that predictions often remain qualitatively correct even when the system is very far from bifurcation".

Normal forms for pitchfork and Hopf bifurcations are as follows.

**Pitchfork bifurcation:**

A normal form of the pitchfork bifurcation is

$$\frac{dx}{dt} = \mu x - x^3, x \in \mathbb{R}^1, \mu \in \mathbb{R}^1.$$

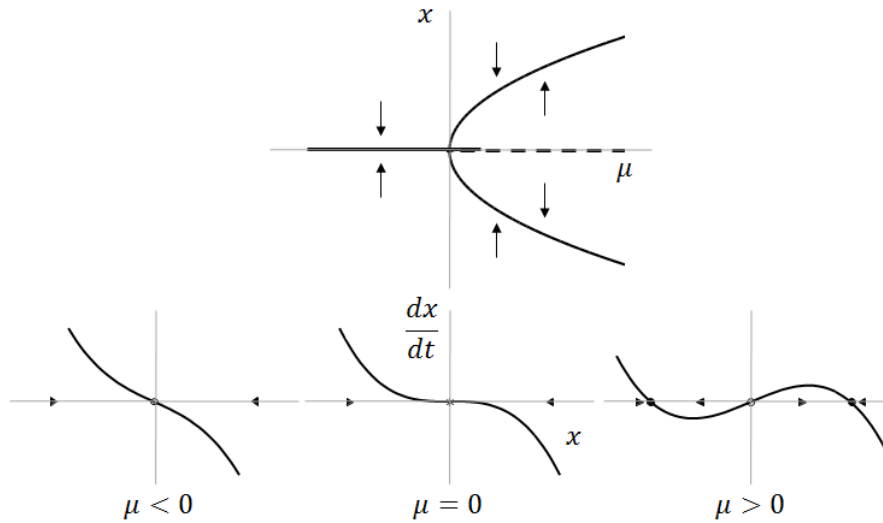


FIGURE 2. Pitchfork bifurcation (supercritical) diagram for  $\frac{dx}{dt} = \mu x - x^3$ . Top: The vertical axis is  $x(\mu)$ , the equilibria. Solid lines represent stable, while the dotted line represents unstable. Bottom: Three cases of  $\mu$ . For  $\mu < 0$  there is a single stable fixed point at  $x = 0$ . When  $\mu = 0$  there is still a single stable fixed point at  $x = 0$ . For  $\mu > 0$ ,  $x = 0$  is unstable, and flanked by two stable fixed points at  $x = \pm\sqrt{\mu}$ .

This system has an equilibrium  $x_0 = 0$  for all  $\mu$ . This equilibrium is stable for  $\mu < 0$  and unstable for  $\mu > 0$  ( $\mu$  is the eigenvalue of this equilibrium). For  $\mu > 0$ , there are two extra equilibria branching from origin (namely,  $x_{1,2} = \pm\sqrt{\mu}$ ) which are stable. This bifurcation is called a pitchfork bifurcation (see Figure 2).

In  $n$ -dimensions we may write in addition,  $\frac{dx_i}{dt} = -x_i, i = 2, \dots, n$ .

### Hopf bifurcation:

A main example of a Hopf bifurcation is

$$\begin{aligned}\frac{dx}{dt} &= y - f_\mu(x) \\ \frac{dy}{dt} &= -x.\end{aligned}$$

Here  $f_\mu(x) = x^3 - \mu x$  and  $\mu$  lies in the interval  $[-1, 1]$ . The only equilibrium in this system is  $x_0 = 0, y_0 = 0$ . The Jacobian matrix  $J$  at the equilibrium is

$$J = \begin{pmatrix} \mu & 1 \\ -1 & 0 \end{pmatrix},$$

and the eigenvalues are  $\lambda_\pm = \frac{1}{2}(\mu \pm \sqrt{\mu^2 - 4})$ . Thus the equilibrium is stable for  $-1 \leq \mu < 0$  and has a unique stable periodic solution for  $0 < \mu < c$ , some  $c$ . Figure 3 shows some phase portraits associated with this bifurcation.

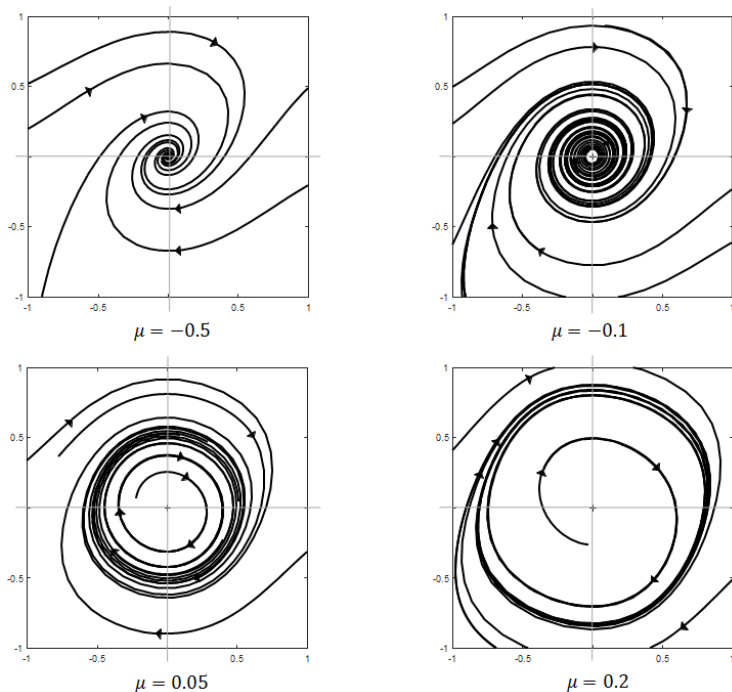


FIGURE 3. The Hopf bifurcation in the system  $\frac{dx}{dt} = y - x^3 + \mu x, \frac{dy}{dt} = -x$ .

In  $n$ -dimensions we may write in addition,  $\frac{dx_i}{dt} = -x_i, i = 3, \dots, n, x = x_1, y = x_2$ .

**Remark 3:** The literature discusses "supercritical" and "subcritical" bifurcations. Because our bifurcations start with a stable equilibrium, only supercritical bifurcations occur.

In Section 3 and 4 we give examples of gene network dynamics, based on the general theory of network dynamics developed in Section 1 and the mathematics described in Section 2.

**Section 3: Bifurcation analysis of two gene networks.**

The Toggle, as designed and constructed by Gardner et al. [23], is a network of two mutually inhibitory genes that acts as a switch by some mechanism as a control switching from one basin to another.

As stated in Gardner et al. "Here we present the construction of a genetic toggle switch, a synthetic, bistable gene-regulatory network, Escherichia coli and provide a simple theory that predicts the conditions necessary for bistability." Ellner and Guckenheimer [24] developed some mathematics of toggle of [23] in a way related to the development here.

We give a more a mathematical perspective of this phenomenon in the setting of genome dynamics.



FIGURE 4. A schematic diagram of a two gene network with two repressors.

Two gene network as in Figure (4), can be described by

$$(9) \quad \begin{aligned} \frac{dx}{dt} &= F(y) - ax \\ \frac{dy}{dt} &= G(x) - by \end{aligned}$$

where  $F(y)$  and  $G(x)$  are Hill type functions and these equations are special case of those in Equation 2.

The Jacobian matrix  $J$  at an equilibrium  $(x_0, y_0)$  is

$$J = \begin{pmatrix} -a & F'(y_0) \\ G'(x_0) & -b \end{pmatrix}.$$

In this case  $F' < 0, G' < 0$ , since  $F$  and  $G$  are repressors. Let  $Q = F'G'$ , thus  $Q > 0$ . The characteristic equation of the matrix  $J$  at  $(x_0, y_0)$  is given by

$$(\lambda + a)(\lambda + b) = Q.$$

Eigenvalues at the equilibrium  $(x_0, y_0)$  are given by:

$$(10) \quad \begin{aligned} \lambda_1 &= -\frac{1}{2}(a + b) + \frac{1}{2}\sqrt{(a - b)^2 + 4Q} \\ \lambda_2 &= -\frac{1}{2}(a + b) - \frac{1}{2}\sqrt{(a - b)^2 + 4Q}. \end{aligned}$$

Note that  $\det(J) = ab - Q$ . So if  $\det(J) = 0$ , then  $Q = ab$  and  $\lambda_1 = 0$  and  $\lambda_2 < 0$ . Now we consider the particular setting by Gardner, Cantor, and Collins of the toggle switch [23]. It consisted of two genes, which they described as

$$(11) \quad \begin{aligned} \frac{dx}{dt} &= \frac{\alpha_1}{1 + y^m} - x \\ \frac{dy}{dt} &= \frac{\alpha_2}{1 + x^n} - y. \end{aligned}$$

These are particular case of Equation 9. If  $m = n = 0$ , the equilibrium is  $x = \frac{\alpha_1}{2}$ ,  $y = \frac{\alpha_2}{2}$ , and the eigenvalues of the Jacobian are negative. Therefore, if  $\alpha_1 < 2 \max(x)$  and  $< 2 \max(y)$ , this equilibrium is feasible (as in Equation 6b). The system has a unique global stable equilibrium.

Now we introduce the bifurcation setting. The bifurcation parameter  $\mu$ , for  $\mu < \mu_0$ , the system has a stable equilibrium. At  $\mu_0$  we assume a bifurcation. Take  $m$  and  $n$  to be bifurcating parameters, that is  $(m, n) = (m_\mu, n_\mu)$ ,  $(m_0, n_0) = (0, 0)$ , the initial value of the bifurcation parameter.

If there is a first bifurcation with  $\det(J_\mu) = 0$ , by the Corollary of Theorem 1, it is a pitchfork. Thus,

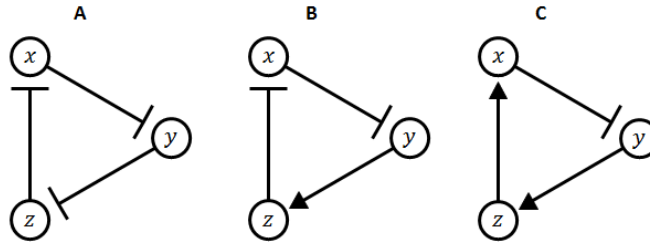


FIGURE 5. Gene circuits: A) A network with three inhibitory genes (the Repressilator). B) A network with two inhibitory genes and one excitatory gene. C) A network with two excitatory genes and one inhibitory gene. The dynamics are the same as for network A). See below.

**Theorem 2:** Suppose  $F_\mu$  is represented by Equation 11 with  $\mu$  described as above. Let the first bifurcation given by  $\det(J_\mu) = 0$ . Then generically, there is a pitchfork bifurcation at that  $\mu$ .

The existence of such a bifurcation is given in Appendix 1A.

**Section 4: Bifurcation analysis of three gene networks.**

The gene networks discussed in this section include the classical gene circuit, the Repressilator and an extension of the Toggle discussed in the previous section [23, 25, 12]. The Repressilator is a model for a biological circuit (an oscillating genetic circuit), as introduced by Elowitz and Leibler [25], that consists of three genes that inhibit each other in a cyclic way (Figure 5A). Extending this to a biological setting, they then demonstrated that engineered *Escherichia coli* colonies exhibited the described network oscillatory behavior. Three gene network related to a Toggle, defined as a network of two mutually inhibitory genes and one excitatory gene (Figure 5B). Figure 5C is a network of two mutually excitatory genes and one inhibitory gene, which produces behavior similar to a Repressilator.

Our three gene model is described by ordinary differential equations of the form:

$$(12) \quad \begin{aligned} \frac{dx}{dt} &= F(z) - ax \\ \frac{dy}{dt} &= G(x) - by \\ \frac{dz}{dt} &= H(y) - cz \end{aligned}$$

$x, y, z \in \mathbb{R}^+$ , and  $a, b, c > 0$  are degradation constants. Here  $F, G$ , and  $H$  are Hill functions for the transcription factors shown in Figure 5.

We suppose that Equation 12 is of the type described in Equations 6a and 6b. We are considering the "first bifurcation".

The bifurcation setting is that described before Theorem 1. The Jacobian matrix  $J_\mu$  (as in Equation 7) at an equilibrium  $(x_0, y_0, z_0)_\mu$  is

$$J_\mu = \begin{pmatrix} -a & 0 & F'(z_0) \\ G'(x_0) & -b & 0 \\ 0 & H'(y_0) & -c \end{pmatrix}.$$

Let  $Q = F'G'H'$ .  $\text{Det}(J_\mu) = Q - abc$ . The characteristic equation is given by  $\text{det}(J_\mu - \lambda I) = 0$ . We expand the equation and obtain

$$(13) \quad (\lambda + a)(\lambda + b)(\lambda + c) = Q.$$

In this section, we similarly take  $a = b = c = \alpha$ , where  $\alpha = \frac{(a+b+c)}{3}$  is the mean. In the subsequent section, we eliminate this assumption.

The characteristic equation now is given by

$$(14) \quad (\alpha + \lambda)^3 = Q.$$

Assume that the system has a parameter  $\mu$ , that for  $\mu < \mu_0$  the equilibrium is stable and that it loses stability immediately after  $\mu = \mu_0$ . Thus  $Q = Q(\mu)$ .

**Remark 4:** The dichotomy of pitchfork and Hopf corresponds to  $Q > 0, Q < 0$ , respectively, where  $Q$  is the value at  $\mu_0$ .

Let  $m = \text{largest real cube root of } |Q|$ .

**Case 1:**  $Q < 0$ . For example the Repressilator,  $F' < 0, G' < 0, H' < 0$ . Another scenario for Case 1 (see Figure 5C) is when  $F' > 0, G' > 0, H' < 0$ .

Eigenvalues at the equilibrium  $(x_0, y_0, z_0)_\mu$  are given by:

$$\lambda_1 = -\alpha - m, \lambda_2 = -\alpha + \frac{1}{2}m + \frac{1}{2}i\sqrt{3}m, \lambda_3 = -\alpha + \frac{1}{2}m - \frac{1}{2}i\sqrt{3}m.$$

Figure 6B and C illustrates the points  $\lambda_1 + \alpha, \lambda_2 + \alpha$ , and  $\lambda_3 + \alpha$  corresponding to points in a circle of radius one.

We again investigate the structure of the eigenvalues. When  $\frac{m}{2} < \alpha$ , then  $\lambda_1 < 0$ , and the real part of  $\lambda_2, \lambda_3 < 0$ . When  $\frac{m}{2} = \alpha$ ,  $\lambda_1 < 0$ , and  $\lambda_2, \lambda_3$  are purely imaginary. When  $\frac{m}{2} > \alpha$ , then  $\lambda_1 < 0$ , and the real part of  $\lambda_2, \lambda_3 > 0$ . These are sufficient for a generic Hopf bifurcation as in Section 2.

The existence of such a bifurcation is given in Appendix 1B.

**Case 2:**  $Q > 0$ . For example,  $F' < 0, G' < 0, H' > 0$ .

Eigenvalues at the equilibrium  $(x_0, y_0, z_0)_\mu$  corresponding to the bifurcation value  $\mu$  are given by:

$$\lambda_1 = -\alpha + m, \lambda_2 = -\alpha - \frac{1}{2}m + \frac{1}{2}i\sqrt{3}m, \lambda_3 = -\alpha - \frac{1}{2}m - \frac{1}{2}i\sqrt{3}m.$$

Now we investigate the structure of the eigenvalues carefully. When  $m < \alpha$ , then  $\lambda_1 < 0$  and the real part of  $\lambda_2, \lambda_3 < 0$ . When  $m = \alpha$ ,  $\lambda_1 = 0$ , real part of  $\lambda_2, \lambda_3 < 0$  (since  $-\alpha - \frac{1}{2}m < 0$ ). If  $m > \alpha$  then  $\lambda_1 > 0$  and the real part of  $\lambda_2, \lambda_3 < 0$ .

We are able to conclude the first bifurcation is a pitchfork by Corollary of Theorem 1.

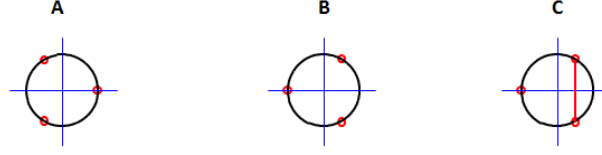


FIGURE 6. Two main bifurcations from a stable equilibrium for the three gene network. A:  $Q > 0$  (pitchfork bifurcation), B:  $Q < 0$  (Hopf bifurcation). C: illustration of the Hopf bifurcation point. The radius of the circle is one and the marked points are the cube roots of 1 in A and of -1 in B.

The existence of such a bifurcation is given in Appendix 1C.

**Remark 5:**  $\lambda_1 + \alpha, \lambda_2 + \alpha, \lambda_3 + \alpha$  are the three cube roots of  $Q$ . Points  $\lambda_i + \alpha$  lie on a circle of radius  $m$ . Figure 6A illustrates these corresponding points in a circle of radius one.

Here, we have given conditions for the two bifurcations for the 3 gene network.

We emphasize that this picture and these results depend on the unrealistic hypothesis (as in the literature) that  $a = b = c$ . In the next part we eliminate this hypothesis and exhibit the refined results in Theorem 3.

**Removal of the condition  $a = b = c$ .**

Previous studies [23, 24, 12, 25, 26] have assumed that the degradation constants are equal (one), but this hypothesis does not reflect biological systems and besides can lead to ill-posed numerics.

Lets consider the setting of Equation 12 and the Jacobian  $J_\mu$ .

Then  $Q = F'G'H'$  and note that the determinant of  $J = Q - abc$ . The characteristic equation is given by (see Equation 14)

$$(\lambda + a)(\lambda + b)(\lambda + c) = Q.$$

If we assume that there is a Hopf bifurcation at  $\mu_0$ , then a solution of Equation 14 is a purely imaginary complex number and  $Q < abc$ . We may write this solution in the form  $\gamma\sqrt{-1}, \gamma > 0$ . Substituting this solution into the characteristic equation, we get the following

$$(15) \quad (\gamma\sqrt{-1} + a)(\gamma\sqrt{-1} + b)(\gamma\sqrt{-1} + c) = Q.$$

Taking the real part of Equation 15 we get

$$(16) \quad \begin{aligned} & -(a + b + c)\gamma^2 + abc - Q = 0 \\ & \gamma^2 = \frac{abc - Q}{(a + b + c)} > 0 \end{aligned}$$

Taking the imaginary part of Equation 15 we get

$$(17) \quad \begin{aligned} -i\gamma^3 + iab\gamma + iac\gamma + ibc\gamma &= 0 \\ \gamma^2 &= ab + ac + bc \end{aligned}$$

From Equations 16 and 17, we obtain

$$(18) \quad \begin{aligned} ab + ac + bc &= \frac{abc - Q}{(a + b + c)} \\ \text{or } Q &= -2abc - (a^2b + a^2c + ab^2 + ac^2 + b^2c + bc^2) \end{aligned}$$

Equation 18 is a necessary condition for Equation 12 to have a pair of pure imaginary numbers as a solution.

**Proposition 1:** Suppose there is a Hopf bifurcation at the equilibrium  $(x_0, y_0, z_0)_{\mu=\mu_0}$ . Then  $abc - Q > 0$ . Moreover,

$$Q = -2abc - (a^2b + a^2c + ab^2 + ac^2 + b^2c + bc^2)$$

and the real eigenvalue is negative.

**Proof:** The first two statements are in Equation 18. Let  $\lambda_1$  be the third eigenvalue;  $\lambda_1 = \frac{\det(J_{\mu_0})}{\gamma^2}$ , since the product of the eigenvalues is the determinant of  $J_{\mu_0}$ , and determinant is equal to  $Q - abc$ . Thus,  $\lambda_1 < 0$ .

On the other hand suppose we are given  $a, b, c$ , and  $\det(J_{\mu_0}) < 0$  from the three gene problem (Equation 12). If they satisfy Equation 18, then by taking  $\gamma > 0$  as in Equation 18 and  $\lambda_1$  as in Proposition 1, it follows that the eigenvalues are  $\pm\gamma\sqrt{-1}$  and  $\lambda_1 < 0$ . This satisfies the hypothesis for the Hopf bifurcation. We suppose now that Equation 12 is of the type described in Equations 6a and 6b. We have proved following theorem.

**Theorem 3.** Consider Equation 15 and

$$(19) \quad (-2abc - (a^2b + a^2c + ab^2 + ac^2 + b^2c + bc^2)) < Q < abc.$$

If  $Q$  is in the above range in Equation 19, then there is no bifurcation. The dynamic is that of a stable equilibrium. On the other hand, if  $Q$  equals the lower limit there is a Hopf bifurcation, and if  $Q$  equals the upper limit there is a Pitchfork bifurcation.

### Section 5: N-dimensional theory.

Here we assemble some brief remarks for the  $n$ -dimensional case. This is some background for the problem of extending Theorem 3 to  $n$  genes.

A network of order  $n$ . Consider the model described by ordinary differential equations of the form:

$$(20) \quad \begin{aligned} \frac{dx_1}{dt} &= F_1(x_n) - \alpha_1 x_1 \\ \frac{dx_2}{dt} &= F_2(x_1) - \alpha_2 x_2 \\ &\vdots \\ \frac{dx_n}{dt} &= F_n(x_{n-1}) - \alpha_n x_n \end{aligned}$$



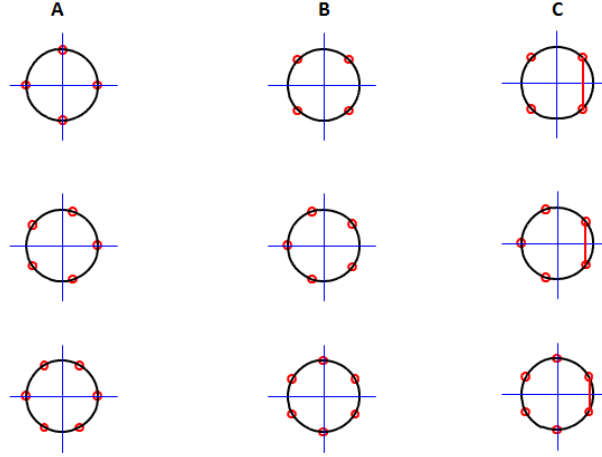


FIGURE 7. Two main bifurcations from a stable equilibrium. Column A:  $Q > 0$  (pitchfork bifurcation), Column B:  $Q < 0$  (Hopf bifurcation). Column C: illustration of the Hopf bifurcation point. Rows show dimensions 4, 5 and 6 from top to bottom. The radius of the circle is one and the marked points are the cube roots of 1 column A and of -1 in B and C.

Let  $x_0$  be an equilibrium and  $J$  at  $x_0$ .

Then let  $Q = \prod F'_i$  and note that the determinant of  $J = -1^n \times Q - \prod \alpha_i$ . The characteristic equation for a  $n$ -dimensional system can be written

$$(21) \quad -1^n \prod_i^n (\lambda + \alpha_i) + Q = 0,$$

where each  $\alpha_i$  represents the absolute value of a diagonal term in  $J$ , and is a degradation constant as in Equation 3. If we replace  $\alpha_i$  's with the mean, that is  $\alpha = \frac{1}{n} \sum_i \alpha_i$ , then Equation 13 is simplified to the form.

$$(22) \quad (\lambda + \alpha)^n = -1^{n+1} \times Q.$$

Using Equation 22, we can illustrate the two main bifurcations, as shown in Figure 7 .

**Poincaré-Hopf theorem:**

Recall our configuration space  $X = \prod_{i=1}^n [0, k_i]$  and the genome differential equation  $\frac{dx}{dt} = F(x)$ ,  $x \in X$ . Then our boundary conditions guarantee that no solution can leave  $X$ . Moreover, for each  $x$  in the boundary of  $X$  ,  $F(x)$  points strictly into  $X$ . More precisely, if we ask that  $F(x)$  be strictly positive on  $X$  then  $F(x)$  points into the interior of  $X$  by Equation 6.

**Theorem 4:** Suppose  $\frac{dx}{dt} = F(x)$ ,  $x$  belongs to  $X$  and  $F : X \rightarrow \mathbb{R}^n$ . Suppose  $X$  homeomorphic to open or closed ball [27].

$$\sum_{F(x)=0, x \in X} \text{sign}(\det(J)) (x) = (-1)^n$$

$J$  is the Jacobian of  $F$  at  $x$ . In particular generically in the case  $n$  is odd there is an odd number of equilibria.

**Remark 6:** At a stable equilibrium in odd dimensions,  $\det(J) < 0$  and in even dimensions  $\det(J) > 0$ .

A challenging problem is to demonstrate mathematically the existence of a global stable oscillator in the Repressilator more generally than what we have done here. Its existence has been shown computationally [11]. This paper and the work of York and colleagues [21, 22] may provide a framework for this problem.

### Conclusion:

In this work, we constructed a network for the genome, and defined the concept of a core and layering in the network. Then we constructed a dynamical system on gene expression levels from the network. For these dynamics we investigated two main bifurcations from a stable equilibrium. Last, we presented preliminary work toward understanding the bifurcations in  $n$ -dimensions. We envision that this work will contribute to a deeper understanding of the genome and its controllability.

Note: Just prior to submitting the final revised version, we received a related manuscript by Konstantin Mischaikow et al.

**Acknowledgments:** We would like to thank Yan Jun, Lu Zhang, Lindsey Muir, Geoff Patterson, Xin Guo, Anthony Bloch, an anonymous referee and especially Mike Shub for helpful discussions.

We extend thanks to James Gimlett and Srikantha Kumar at Defense Advanced Research Projects Agency for support and encouragement.

### REFERENCES

- [1] J. Monod, F. Jacob. General conclusions: Teleonomic mechanisms in cellular metabolism, growth, and differentiation. *Cold Spring Harb. Symp. Quant. Biol.* 26 (1961), 389-401.
- [2] S. Kauffman, W. S. McCulloch. Random Nets of Formal Genes. *Quarterly Progress Report 34. Research Laboratory of Electronics, Massachusetts Institute of Technology*, 1967.
- [3] S. Kauffman. Metabolic stability and epigenesis in randomly constructed genetic nets. *Journal of Theoretical Biology*, 22 (1969), 437-467.
- [4] L. Glass. Classification of biological networks by their qualitative dynamics. *Journal of Theoretical Biology*, 54 (1975), 85-107.
- [5] L. Glass, J. S. Pasternack. Stable oscillations in mathematical models of biological control systems. *Journal of Mathematical Biology*, 6 (1978), 207-223.
- [6] S. P. Hastings, J. Tyson, D. Webster. Existence of Periodic Solutions for Negative Feedback Cellular Control Systems. *Journal of Differential Equations*, 25 (1977), 39-64.
- [7] J. Mallet-Paret, H. L. Smith. The Poincare-Bendixson theorem for monotone cyclic feedback systems. *Journal of Dynamics and Differential Equations*, 2 (1990), 367-421.
- [8] T. Gedeon, K. Mischaikow. Structure of the global attractor of cyclic feedback systems. *Journal of Dynamics and Differential Equations*, 7 (1995), 141-190.
- [9] P. Bürgisser, F. Cucker. *Condition: The Geometry of Numerical Algorithms*. Springer Verlag 2013.

- [10] U. Alon. An Introduction to Systems Biology: Design Principles of Biological Circuits. Boca Raton, FL: Chapman & Hall/CRC Press, 2006.
- [11] F. R. Chung. Spectral graph theory, Vol 92, American Mathematical Soc., 1997.
- [12] R. Edwards, L. Glass. Dynamics in Genetic Networks. *The American Mathematical Monthly*, 121 (2014), 793-809.
- [13] I. Rajapakse, M. Groudine. On Emerging Nuclear order. *Journal of Cell Biology*, 192 (2011), 711-721.
- [14] M. W. Hirsch, S. Smale. Differential Equations, Dynamical Systems, and Linear Algebra, Academic Press, 1974.
- [15] S. Wiggins. Introduction to applied nonlinear dynamical systems and chaos. Springer-Verlag, New York, second edition, 2003
- [16] J. Guckenheimer, P. Holmes. Nonlinear Oscillations, Dynamical Systems, and Bifurcations of Vector Fields, Springer, New York, 2002.
- [17] Y. A. Kuznetsov. Elements of applied bifurcation theory. Springer-Verlag, New York, second edition, 1998.
- [18] A. I. Mees, L. O. Chua. The Hopf bifurcation theorem and its applications to nonlinear oscillations in circuits and systems. *IEEE Trans. Circ. Syst.*, 26 (1979), 235-5.
- [19] J. E. Marsden, M. McCracken. The Hopf Bifurcation and Its Applications. Applied Mathematical Sciences. Vol.19. Springer-Verlag, New York, NY, 1976.
- [20] E. Hopf. Abzweigung einer periodischen Losung von einer stationaren Losung eines Differentialsystems. *Ber Math Phys Kl Sachs Akad Wiss Leipzig*, 94 (1942), 1-22.
- [21] J. C. Alexander, J. A. Yorke. Global bifurcations of periodic orbits. *American Journal of Mathematics*, 100 (1978), 263-292.
- [22] J. Mallet-Paret, J. A. Yorke. Snakes: Oriented families of periodic orbits, their sources, sinks, and continuation. *Journal of Differential Equations*, 43 (1982), 419- 450.
- [23] T. S. Gardner, C. R. Cantor, J. J. Collins. Construction of a genetic toggle switch in *Escherichia coli*. *Nature*, 403 (2000), 339-342.
- [24] S. P. Ellner, J. Guckenheimer. Dynamics models in biology. Princeton University Press, Princeton, New Jersey, 2006.
- [25] M. B. Elowitz, S. Leibler. A synthetic oscillatory network of transcriptional regulators. *Nature*, 403 (2000), 335-338.
- [26] O. Buse, A. Kuznetsov, R. Pérez. Existence of limit cycles in the repressilator equation. *Int. J. Bifurcation Chaos*, 19 (2009), 4097-4106.
- [27] V. Guillemin, A. Pollack. Differential Topology. Prentice-Hall, 1974.

**Appendix 1A:** The existence of a pitchfork bifurcation in the two gene case

When  $\alpha_1 = \alpha_2 = 2$ , and  $m = n > 0$ , the system in Equation 11 can be written as

$$(A1) \quad \begin{aligned} \frac{dx}{dt} &= \frac{2}{1+y^m} - x \\ \frac{dy}{dt} &= \frac{2}{1+x^m} - y, \quad x, y \geq 0. \end{aligned}$$

Proposition A: For our system given by A1, for  $0 \leq m \leq 2$ , then every equilibria must be  $(1, 1)$ . This can be proved by numerics.

The Jacobian matrix  $J$  at  $(1, 1)$

$$J = \begin{pmatrix} -1 & -m \frac{\alpha y^{m-1}}{(y^m+1)^2} \\ -m \frac{\alpha x^{m-1}}{(x^m+1)^2} & -1 \end{pmatrix} = \begin{pmatrix} -1 & -\frac{1}{2}m \\ -\frac{1}{2}m & -1 \end{pmatrix}$$

and the  $\det(J) = 1 - \frac{1}{4}m^2$ . Therefore,  $0 \leq m < 2$ ,  $\det(J) > 0$ , and  $m = 2$ ,  $\det(J) = 0$ ; this is a condition for a pitchfork bifurcation.

**Appendix 1B:** The existence of a Hopf bifurcation in the three gene case

A simple case of the Repressilator can be written as

$$(B1) \quad \begin{aligned} \frac{dx}{dt} &= \frac{\alpha}{1+z^m} - x \\ \frac{dy}{dt} &= \frac{\alpha}{1+x^m} - y \\ \frac{dz}{dt} &= \frac{\alpha}{1+y^m} - z, \quad x, y, z \geq 0. \end{aligned}$$

The diagonal  $x = y = z = s$ , is parameterized by  $s$ . Then, the coordinates of an equilibrium state are  $(s, s, s)$ , and the equilibrium path is described by

$$(B2) \quad s + s^{m+1} - \alpha = 0.$$

The Jacobian matrix  $J$  at  $(s, s, s)$  is

$$J = \begin{pmatrix} -1 & 0 & -\frac{ms^m}{(s^m+1)} \\ -\frac{ms^m}{(s^m+1)} & -1 & 0 \\ 0 & -\frac{ms^m}{(s^m+1)} & -1 \end{pmatrix}.$$

The real part of the complex eigenvalues is,  $\text{Re}(\lambda) = -\frac{1}{2} \left( \frac{-ms^m}{(s^m+1)} \right) - 1$ . The condition for a Hopf bifurcation is thus

$$-\frac{1}{2} \left( \frac{-ms^m}{(s^m+1)} \right) - 1 = 0.$$

This further simplifies to  $s^m(2-m) = -2$  and for any  $m > 2$ , the following equation determines a bifurcation value for  $s$ .

$$s = \sqrt[m]{\frac{2}{m-2}}$$

Therefore this satisfies the conditions for a generic Hopf bifurcation. See [25] for a related treatment.

**Appendix 1C:** The existence of a pitchfork bifurcation in the three gene case

As an example in Case 2 (Section 4), for the system described in Equation 12 we take

$$(C1) \quad \begin{aligned} \frac{dx}{dt} &= \frac{2}{1+z^m} - x \\ \frac{dy}{dt} &= \frac{2x^m}{1+x^m} - y \\ \frac{dz}{dt} &= \frac{2}{1+y^m} - z. \end{aligned}$$

The equilibria of the system C1 are

$$(C2) \quad x = \frac{2}{1+z^m}, \quad y = \frac{2x^m}{1+x^m}, \quad \text{and} \quad z = \frac{2}{1+y^m}$$

Proposition C: For our system given by C1,  $0 \leq m \leq 2$ , then all equilibria  $(x, y, z)$  must be  $(1, 1, 1)$ . This can be proved by numerics ( Stephen Lindsly).

The Jacobian matrix is

$$J = \begin{pmatrix} -1 & 0 & -2m \frac{z^{m-1}}{(z^m+1)^2} \\ 2m \frac{x^{m-1}}{(x^m+1)^2} & -1 & 0 \\ 0 & -2m \frac{y^{m-1}}{(y^m+1)^2} & -1 \end{pmatrix} = \begin{pmatrix} -1 & 0 & -\frac{1}{2}m \\ \frac{1}{2}m & -1 & 0 \\ 0 & -\frac{1}{2}m & -1 \end{pmatrix}.$$

The  $\det(J) = \frac{1}{8}m^3 - 1$ , which is zero exactly when  $m = 2$ . This satisfies the conditions for the existence of a Pitchfork bifurcation.

UNIVERSITY OF MICHIGAN  
*E-mail address:* `indikar@umich.edu`

CITY UNIVERSITY OF HONG KONG  
*E-mail address:* `smale@cityu.edu.hk`