

Neutrino mass hierarchy determination at reactor antineutrino experiments

Guang Yang *

on behalf of the JUNO collaboration †

Argonne National Laboratory, Lemont, Illinois 60439, USA

and

Illinois Institute of Technology, Chicago, Illinois 60616, USA

August, 2015

Abstract

After the neutrino mixing angle θ_{13} has been precisely measured by the reactor antineutrino experiments, one of the most important open questions left in neutrino physics is the neutrino mass hierarchy. Jiangmen Underground Neutrino Observatory (JUNO) [1] is designed to determine the neutrino mass hierarchy (MH) without exploring the matter effect. The JUNO site location is optimized to have the best sensitivity for the mass hierarchy determination. JUNO will employ a 20 kton liquid scintillator detector located in a laboratory 700 meters underground. The excellent energy resolution will give us an unprecedented opportunity to reach a 3-4 σ significance. In this paper, the JUNO detector design and simulation work will be presented. Also, RENO-50, another medium distance reactor antineutrino experiment, will do a similar measurement. With the efforts of these experiments, it is very likely that the neutrino mass hierarchy will be determined in the next 10 years.

*Guang Yang: gyang9@hawk.iit.edu

†ANL is as an observer in JUNO currently.

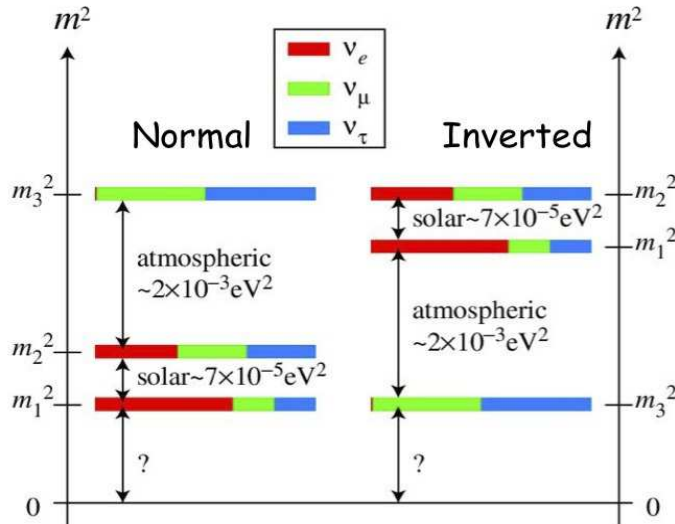


Figure 1: The neutrino mass hierarchies.

1 MH and its determination

Recently, the reactor antineutrino experiments including Daya Bay, Double Chooz and RENO [3, 2, 4] have successfully measured the value of the neutrino mixing angle θ_{13} . This precise measurement stimulates the craving to solve the remaining neutrino puzzles in the neutrino community. One of them is the neutrino mass hierarchy determination. So far, we have already measured the sign of the neutrino mass splitting Δm_{21}^2 but we do not know the sign of Δm_{31}^2 yet. So there are two neutrino mass hierarchy alternatives called normal hierarchy and inverted hierarchy. Fig. 1 shows the two neutrino mass hierarchies. In current reactor antineutrino experiments, due to the tiny difference of Δm_{31}^2 between the two MH hypotheses and relatively large energy resolutions, we are not able to determine the MH. However, in the next generation of reactor experiments, the sensitivity to the MH will be improved significantly.

Currently, optimistic efforts to determine the neutrino mass hierarchy are basically accelerator-based long-baseline experiments like NOvA and T2K [5, 6]. They use muon neutrino or antineutrino beams and try to detect the electron neutrino or antineutrino appearance which differ due to a matter effect. The different mass hierarchies cause different appearance probabilities

between neutrinos and antineutrinos in matter. However, a big disadvantage of these experiments is that the mass hierarchy information is degenerate with the CP-violation phase. In addition to the accelerator-based neutrino experiments, atmospheric neutrino experiments like PINGU [7] will attempt to determine the mass hierarchy using the matter effect as well.

2 MH determination in medium-baseline reactor antineutrino experiments

Medium-baseline reactor antineutrino experiments will have huge detectors. This kind of experiment will simply use the mechanism that the neutrino oscillates in vacuum. Three such experiments have been proposed. They are Jiangmen underground neutrino observatory (JUNO) in China, RENO-50 experiment in South Korea and WATCHMEN experiment in U.S. The electron antineutrino survival probability from reactors can be described as [8]:

$$P(\bar{\nu}_e \rightarrow \bar{\nu}_e) = 1 - 2s_{13}^2 c_{13}^2 - 4c_{13}^2 s_{12}^2 c_{12}^2 \sin^2 \Delta_{21} + 2s_{13}^2 c_{13}^2 \sqrt{1 - 4s_{12}^2 c_{12}^2 \sin^2 \Delta_{21}} \cos(2\Delta_{32} \pm \phi), \quad (1)$$

where s stands for \sin , c stands for \cos , $\Delta_{ij} \equiv |\Delta_{ij}| = 1.27|\Delta m_{ij}^2| \frac{L[\text{m}]}{E[\text{MeV}]}$ and

$$\sin \phi = \frac{c_{12}^2 \sin(2\Delta_{21})}{\sqrt{1 - 4s_{12}^2 c_{12}^2 \sin^2 \Delta_{21}}}, \quad (2)$$

$$\cos \phi = \frac{c_{12}^2 \cos(2\Delta_{21}) + s_{12}^2}{\sqrt{1 - 4s_{12}^2 c_{12}^2 \sin^2 \Delta_{21}}}. \quad (3)$$

By using the above formulae, the baseline can be optimised in order to have the best sensitivity to the mass hierarchy. Fig. 2 shows the differences between two mass hierarchies as functions of the visible energy and baseline. Apparently, a detector with a distance over 40 km from the reactor cores will give us good sensitivity to the mass hierarchy.

Another noticeable thing is that the precise determination of mass hierarchy relies on the knowledge of Δ_{32} . Reference [8] has shown that an incorrect Δ_{32} may bias the mass hierarchy determination to some extent.

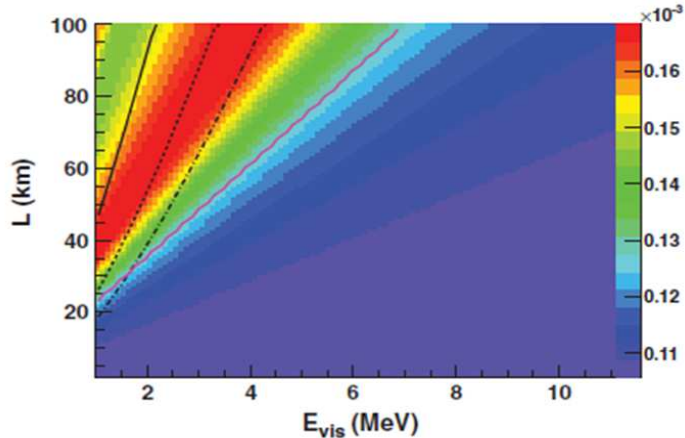


Figure 2: Oscillation differences between two mass hierarchies as functions of the visible energy and baseline [8].

3 JUNO experiment

The JUNO collaboration has been established for a few years and the civil construction is on-going. JUNO will employ a 20 kton liquid scintillator detector and it is located in Kaiping, Jiangmen, China. The detector has a distance 53 km from the Yangjiang and Taishan nuclear power plants (NPP). There are six 2nd generation pressurized water reactor (PWR) cores of 2.9 Gw_{th} each (thermal power) in Yangjiang NPP and four 3rd generation PWR cores of 4.59 GW_{th} each in Taishan NPP. However, the completion date of the reactors 3 and 4 in Taishan NPP is still unclear currently. In the absence of high mountains in the region where the detector has good sensitivity to the MH, the detector will be constructed at a place 700 m deeply underground. There were multiple options for the central detector design. The optimal one was that the central detector consists of two concentric spherical tanks in a water pool. The outer one is made of stainless steel, in order to separate the shielding liquid from the water and the inner acrylic tank is filled with alkylbenzene (LAB) based liquid scintillator. Six kton of mineral oil will be filled into the outer stainless steel tank. There will be about 15,000 20" photomultiplier tubes (PMTs) installed on the inner wall of the steel tank. On the top of the water pool, the decommissioned detectors are used as muon trackers. They were calorimeters for the OPERA experiment. Nonetheless,

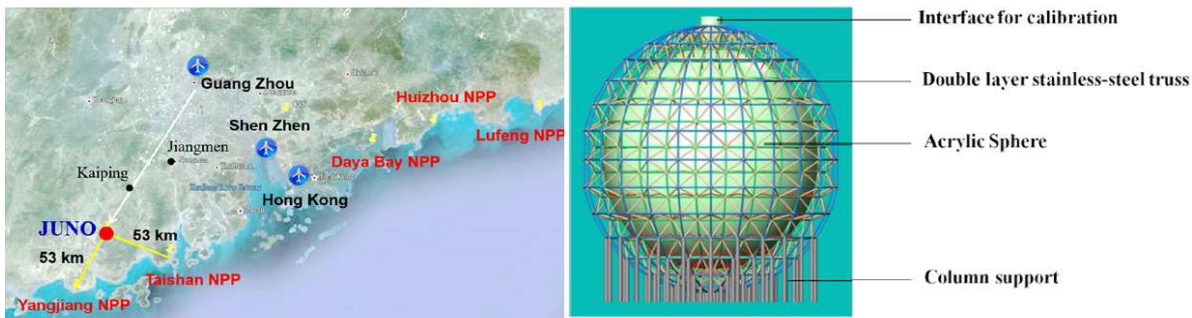


Figure 3: The left panel is the site of the JUNO experiment and the right panel is the central detector design.

considering the difficulty of making two big tanks at once, currently, the collaboration decides that the outer stainless steel tank is replaced by an open space truss or other steel supporting structures [14]. The left panel in fig. 3 shows the site of the JUNO detector and the reactors, and the right panel shows the acrylic tank design of the central detector. More details can be found in [9] and [14].

Similar to other reactor neutrino experiments, JUNO uses inverse beta decay to detect neutrino signals. Since the difference of neutrino oscillation in vacuum for different mass hierarchies is very small, energy resolution is the crucial factor for the success of JUNO. The goal is that the energy resolution can reach to $3\%/\sqrt{E}$ at 1 MeV and the PMT coverage can reach about 80%. Furthermore, the PMT photocathode quantum efficiency will be greater than 35% and the attenuation length of the liquid scintillator at 430 nm will be greater than 20 m [1]. With these parameters, the right panel of fig. 4 shows the sensitivity for the mass hierarchy determination in JUNO while the left panel shows the energy spectra for different mass hierarchies. There are two kinds of sensitivity studies performed. One is with constraints of the neutrino mixing parameters from other experiments and the other one is without any constraints on those parameters. They give confidence levels to reject the false mass hierarchy at more than 3 and 4 σ significances. This sensitivity is obtained by taking into account the reactor cores' distribution uncertainty, Daya Bay and Huizhou NPP contributions, spectrum shape uncertainty and the detector-related uncertainties, including the energy nonlinear response of the detector. The background systematics, especially Li9 also have minor

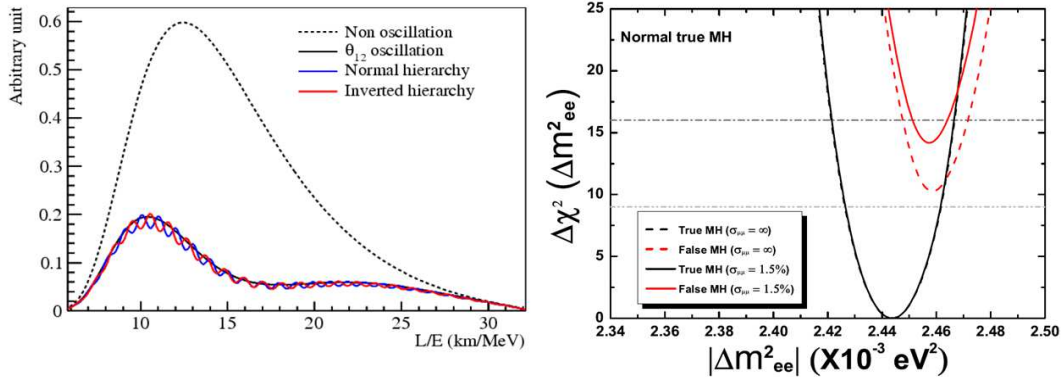


Figure 4: The left panel is spectra for two different mass hierarchies, non-oscillation and θ_{12} oscillation [1] and the right panel is the sensitivity for the mass hierarchy determination in JUNO [1].

impact on the sensitivity [10]. An assumption here is that although Daya Bay [3], RENO [4] and Double Chooz [2] found large discrepancies between data and prediction at 5 MeV region on the energy spectrum, model independent prediction based on new precise measurements could improve the spectrum shape precision to 1% [1, 11].

The civil preparation for JUNO has been done and the detector and underground lab are under construction. The detector component production will be started in 2016 while the PMT production will be started at the same time. With hard effort, the detector will be assembled and installed in 2018 and 2019 potentially. If everything goes smoothly, the detector will start data taking in 2020.

4 Other efforts to the MH determination

In addition to the JUNO experiment, RENO-50 is proposed to employ a 18 kton liquid scintillator detector in South Korea, which has a distance 47 km from the YG reactors. It is based on the success of the RENO experiment. It will start the data taking from 2021 without any unexpected constraints. Potentially, it can give comparable MH sensitivities to the JUNO experiment [12]. Besides, WATCHMEN experiment located in U.S. will use

a water cherenkov detector and it aims to determine the mass hierarchy [13].

5 Conclusion

Current accelerator and atmospheric neutrino experiments are making great efforts on the neutrino mass hierarchy determination by using the matter effect. Now reactor experiments like JUNO are proposed to determine the mass hierarchy precisely using neutrino oscillation in vacuum. They will have unprecedented size, PMT coverage and light yield so that they have wonderful sensitivity to the mass hierarchy determination. In the next few decades, the neutrino mass hierarchy is very likely to be determined by the combination of these experiments. Besides, experiments like JUNO can provide rich physics research opportunities other than the mass hierarchy determination [1, 14].

References

- [1] JUNO collaboration, arXiv.1507.05613 (2015).
- [2] Y.Abe et al., arXiv.1207.6632 (2012).
- [3] F. P. An et al., Phys. Rev. Lett. 108, 171803 (2012).
- [4] J. K. Ahn et al., Phys. Rev. Lett. 108, 191802 (2012).
- [5] G.Yang, Z.Djurcic, Double Chooz document in docdb-4755.
- [6] T2K collaboration, Phys. Rev. Lett. 111, 211803 (2013).
- [7] Ge et al., arXiv.1312.0457 (2013).
- [8] Qian et al., Phys. Rev. D 87, 033005 (2013).
- [9] He, arXiv.1310.7343 (2013).
- [10] M. Grassi et al., JHEP 1409 (2014) 049 [arXiv.1505.05609 (2015)].
- [11] D.A.Bwyer and T.J.Langford, Phys. Rev. Lett. 114, 012502 (2015).
- [12] S.Kim, arXiv.1412.2199 (2014).

[13] WATCHMAN collaboration, arXiv.1502.01132 (2015).

[14] JUNO collaboration, arXiv.1508.07166v2 (2015).