

A mean-field game economic growth model

Diogo Gomes¹, Laurent Lafleche², and Levon Nurbekyan³

Abstract—Here, we examine a mean-field game (MFG) that models the economic growth of a population of non-cooperative rational agents. In this MFG, agents are described by two state variables - the capital and consumer goods they own. Each agent seeks to maximize their utility by taking into account statistical data of the total population. The individual actions drive the evolution of the players, and a market-clearing condition determines the relative price of capital and consumer goods. We study the existence and uniqueness of optimal strategies of the agents and develop numerical methods to compute these strategies and the equilibrium price.

I. INTRODUCTION

Mathematical methods are central to modern economic theory and while the behavior of economic agents cannot always be reduced to a precise mathematical formulation, utility maximization principles and game-theoretical equilibria explain many important phenomena. This is particularly relevant in problems where the hypothesis of rational expectations holds [32].

In numerous instances, the behavior of economic agents cannot be adequately captured by the representative agent assumption. Heterogeneous agent models allow the study of questions where the differences between agents are of primary relevance, see [5], [3], or [20].

Mean-field games (MFG) were introduced in the engineering community in [19], [18], and in the mathematical community in [21], [22], [23] to model problems with a large number of agents acting non-cooperatively. Applications in economics and sustainable growth were some of earlier the motivations for these problems [24], [25]. While a substantial part of recent research on MFG has focused on mathematical questions [31], [13], [12], [9], [11], [17], [14], [8], a number of emergent applications have been identified, including machine learning [29], [30], price formation [7], [6], energy systems [26], [4], and socio-economic applications [27], [16], [15]. In economics, MFG provide a solid mathematical framework to investigate economic problems with heterogeneous agents [33], [1], [2], [28].

In [10], the authors present a mean-field game model for economic growth in a population of rational agents.

In this model, agents can produce and trade capital and consumer goods and seek to maximize a utility function. An equilibrium condition determines the single macroeconomic variable, the price of capital goods measured in consumer goods. From the mathematical point of view, little is known about this model. Here, we study the existence, uniqueness and number of other qualitative and quantitative properties of optimal strategies of agents. We also develop numerical methods to calculate these optimal strategies and the equilibrium price.

We close this introduction with a brief outline of the paper. We begin by developing the model in Section II. Next, in Section III, we investigate the optimal actions of the agents. A particular case with N agents is examined in Section IV. This N player problem is then used to develop a numerical scheme, whose implementation as well as some results are presented in Section V. The paper ends, in Section VI, with a short discussion on open problems and future research directions.

II. THE MODEL

The growth model we consider here was introduced in [10]. This model features wealth (in the form of consumer goods) and capital accumulation with a capital-dependent production function.

A. Microeconomic framework

At the time t , each agent has an amount \mathbf{k}_t of capital and \mathbf{a}_t of consumer goods. Agents select a consumption rate \mathbf{c}_t and an investment rate \mathbf{e}_t . The investment is made by exchanging consumer goods for capital goods. This exchange is made through a clearing mechanism at a price \mathbf{p}_t determined by the market. More precisely, agents exchange $\mathbf{p}_t \mathbf{e}_t$ of consumer goods by an amount \mathbf{e}_t of capital goods.

Agents use capital to produce either consumer goods or additional capital. The production is specified by two production functions that depend on the price level and capital. The production function for consumer goods is $\Theta(k, p)$ and the production function for capital goods is $\Xi(k, p)$. Finally, our model also takes into account the possibility of capital depreciation through a function $g(k, p)$.

All the previous factors are assembled in the following microeconomic dynamics for a single agent:

$$\begin{cases} \dot{\mathbf{a}}_t = -\mathbf{c}_t - \mathbf{p}_t \mathbf{e}_t + \Theta(\mathbf{k}_t, \mathbf{p}_t) \\ \dot{\mathbf{k}}_t = g(\mathbf{k}_t, \mathbf{p}_t) + \mathbf{e}_t + \Xi(\mathbf{k}_t, \mathbf{p}_t). \end{cases} \quad (1)$$

In alternative, we can regard the investment $\mathbf{i}_t = \mathbf{e}_t + \Xi(\mathbf{k}_t, \mathbf{p}_t)$ as the control variable. Then, we define the global production

¹D. Gomes is with the King Abdullah University of Science and Technology (KAUST), CEMSE Division, Thuwal 23955-6900. Saudi Arabia, and KAUST SRI, Center for Uncertainty Quantification in Computational Science and Engineering. diogo.gomes@kaust.edu.sa

² Laurent Lafleche is with the King Abdullah University of Science and Technology (KAUST), CEMSE Division, Thuwal 23955-6900. Saudi Arabia, and KAUST VSRP Program ll.laurent.lafleche@gmail.com

³L. Nurbekyan is with the King Abdullah University of Science and Technology (KAUST), CEMSE Division, Thuwal 23955-6900. Saudi Arabia. levon.nurbekyan@kaust.edu.sa

function as $F(k, p) := \Theta(\mathbf{k}_t, \mathbf{p}_t) + \mathbf{p}_t \Xi(\mathbf{k}_t, \mathbf{p}_t)$. Accordingly, (1) becomes

$$\begin{cases} \dot{\mathbf{a}}_t = -\mathbf{c}_t - \mathbf{p}_t \mathbf{i}_t + F(\mathbf{k}_t, \mathbf{p}_t) \\ \dot{\mathbf{k}}_t = \mathbf{i}_t + g(\mathbf{k}_t, \mathbf{p}_t). \end{cases} \quad (2)$$

Each agent has preferences on the value of his consumption, investment, consumer goods and capital. These preferences are encoded in a utility function $u(a, k, c, i)$. We assume that u is increasing and concave. The goal of each agent is to maximize his utility during a time horizon T for a given initial amount of goods $\mathbf{a}_0 = a_0$ and capital $\mathbf{k}_0 = k_0$. We define the utility or value function as

$$V(a_0, k_0, t) := \sup_{(\mathbf{c}, \mathbf{i}) \in \mathcal{C} \times \mathcal{I}} \int_t^T u(\mathbf{a}_s, \mathbf{k}_s, \mathbf{c}_s, \mathbf{i}_s) ds, \quad (3)$$

where \mathcal{C} and \mathcal{I} are the functional spaces on $(0, T)$ where the controls \mathbf{i} and \mathbf{c} are selected.

The Hamiltonian associated with the dynamics (2) and the optimization problem (3) is

$$H(a, k, q_a, q_k, p) := \quad (4)$$

$$\sup_{(c, i) \in \mathbb{R}^2} ((-c - pi + F(k, p))q_a + (i + g(k, p))q_k + u(a, k, c, i)). \quad (5)$$

If the value function V in (3) is continuously differentiable, then it solves the Hamilton-Jacobi equation

$$\partial_t V(a, k, t) + H(a, k, \partial_a V(a, k, t), \partial_k V(a, k, t), \mathbf{p}_t) = 0, \quad (6)$$

with $V(a, k, T) = 0$. Moreover, any twice continuously differentiable solution of the previous equation is the value function.

Finally, given a twice continuously differentiable solution of (6), the optimal controls $c_t^*(a, k)$ and $i_t^*(a, k)$ are determined in feedback form through the equations

$$\begin{cases} \partial_{q_a} H(a, k, \partial_a V, \partial_k V, \mathbf{p}_t) = -c_t^* - \mathbf{p}_t i_t^* + F(k, \mathbf{p}_t) \\ \partial_{q_k} H(a, k, \partial_a V, \partial_k V, \mathbf{p}_t) = i_t^* + g(k, \mathbf{p}_t). \end{cases} \quad (7)$$

B. Macroeconomic setting

On the macroeconomic scale, agents are described by a probability density ρ ; for each time $t \in [0, T]$, $\rho_t(a, k)$ is the probability density of agents with an amount a of consumer goods and k of capital. Consequently,

$$\int_{\mathbb{R}^2} \rho_t(a, k) da dk = 1, \quad \text{for } t \in [0, T].$$

We assume all agents are rational. So, the dynamics of each individual is given by

$$\begin{cases} \dot{\mathbf{a}}_t = \partial_{q_a} H(\mathbf{a}_t, \mathbf{k}_t, \partial_a V(\mathbf{a}_t, \mathbf{k}_t, t), \partial_k V(\mathbf{a}_t, \mathbf{k}_t, t), \mathbf{p}_t) \\ \dot{\mathbf{k}}_t = \partial_{q_k} H(\mathbf{a}_t, \mathbf{k}_t, \partial_a V(\mathbf{a}_t, \mathbf{k}_t, t), \partial_k V(\mathbf{a}_t, \mathbf{k}_t, t), \mathbf{p}_t). \end{cases}$$

Accordingly, the density of players solves the transport equation

$$\partial_t \rho + \partial_a (\partial_{q_a} H \rho) + \partial_k (\partial_{q_k} H \rho) = 0. \quad (8)$$

C. Mean-field game formulation of the problem

As the agents can only exchange consumer goods and capital with other agents, we have a balance equation

$$\int_{\mathbb{R}^2} e_t^*(a, k) \rho(a, k, t) da dk = 0,$$

for $0 \leq t \leq T$. Equivalently,

$$\int_{\mathbb{R}^2} i_t^*(a, k) \rho_t(a, k) da dk = \int_{\mathbb{R}^2} \Xi(k, \mathbf{p}_t) \rho_t(a, k) da dk. \quad (9)$$

The previous balance condition, the Hamilton-Jacobi equation (6), and the transport equation (8) determine a mean-field game formulation of the problem

$$\begin{cases} \partial_t V + H(a, k, \partial_a V, \partial_k V, \mathbf{p}_t) = 0 \\ \partial_t \rho + \partial_a (\partial_{q_a} H \rho) + \partial_k (\partial_{q_k} H \rho) = 0 \end{cases} \quad (10)$$

with

$$V(a, k, T) = 0, \quad \rho(a, k, 0) = \rho_0(a, k)$$

for some $\rho_0(a, k)$. The coupling between these two equations follows from the equilibrium equation (9) that determines \mathbf{p}_t .

III. EXISTENCE OF OPTIMAL TRAJECTORIES

In this section, we discuss assumptions that ensure that problem (3) is well posed. We are interested in the existence and uniqueness of optimal trajectories and controls under a given price dynamics. If the utility function u is concave, and the controls c and i are bounded, then (3) admits a maximizer (see [10]). Here, we do not assume a priori that the controls are bounded. Instead, we impose natural growth constraints on the utility function u and prove the existence of optimal trajectories and controls.

In our analysis, in contrast to classical optimal control theory problems, the utility function u is not coercive. Hence, a central technical point that we need to address is the boundedness of the controls in the interval $(0, T)$.

The uniqueness of optimal trajectories for strictly concave utility functions was proven in [10].

A. Main assumptions

Our main assumptions are as follows.

Assumption 3.1 (g is sub-linear): There exists $(g_1, g_2) \in \mathcal{L}_{loc}^\infty(\mathbb{R})^2$ such that

$$g(k, p) \leq g_1(p)k + g_2(p),$$

for all $(k, p) \in \mathbb{R}^2$.

The previous assumption includes, for instance the important case of a linear depreciation function $g(k, p) = -\beta k$, for some $\beta > 0$.

Assumption 3.2 (F is sub-linear): There exists $(F_1, F_2) \in \mathcal{L}_{loc}^\infty(\mathbb{R})^2$ such that

$$F(k, p) \leq F_1(p)k + F_2(p),$$

for all $(k, p) \in \mathbb{R}^2$.

Before stating the next assumption, we recall that for $x \in \mathbb{R}$, $x^+ = \max\{x, 0\}$, and $x^- = \max\{-x, 0\}$.

Assumption 3.3: There exists $(\gamma_j)_{j \in \{1,4\}} \in [0,1]^4$, $(\alpha_j)_{j \in \{1,4\}} \in [1,+\infty]^4$ and $C_u \in \mathbb{R}_+^*$ such that

$$u(a,k,c,i) \leq C_u(1 + (c^+)^{\gamma_1} + (a^+)^{\gamma_3} + (k^+)^{\gamma_4} - (c^-)^{\alpha_1} - |i|^{\alpha_2} - (a^-)^{\alpha_3} - (k^-)^{\alpha_4}),$$

for all $(c,i,a,k) \in \mathbb{R}^4$.

Definition 3.1: Let A, B and C be normed vector spaces, $\Omega \times I \subset A \times B$ be open subsets. $F : \Omega \times I \rightarrow C$ is **locally uniformly integrable** in the second variable if for all $(x_0, t_0) \in \Omega \times I$ there exists $X \times J$ neighborhood of (x_0, t_0) so that

$$\left(t \mapsto \sup_{x \in X} |F(x, t)| \right) \in L^1(J).$$

B. Existence of Solutions

Finally, we state our main result on the existence of solutions.

Theorem 3.1: Let $L_{R,loc}^1 := \{c \in L_{loc}^1([0, T]), \int_0^T c^+ \leq R\}$. Assume $u \in C^1(\mathbb{R}^4)$ is concave, verifies Assumption 3.3, and that there exists $C \in \mathbb{R}^+$ such that

$$\left| \frac{\partial u}{\partial x_i}(x_1, \dots, x_4) \right| \leq C \left(1 + \sum_{j=1}^4 |x_j|^{\alpha_j} \right)$$

for all $1 \leq i \leq 4$. Moreover, suppose that \mathbf{p} is bounded in $(0, T)$, F and g are sub-linear (Assumptions 3.1 and 3.2) and such that

- $\forall k \in \mathbb{R}, g(k, \cdot) \in \mathcal{L}_{loc}^\infty(\mathbb{R})$,
- $\forall k \in \mathbb{R}, F(k, \cdot) \in \mathcal{L}_{loc}^\infty(\mathbb{R})$,
- $(k, t) \mapsto F(k, \mathbf{p}_t)$ is locally uniformly integrable in the second variable.

Let $P := \|\mathbf{p}\|_{L^\infty(0,T)}$ and $R \in \mathbb{R}$ be such that $R \geq P\|g(k_0, \cdot)\|_{\mathcal{L}^\infty(-P,P)} + \|F(k_0, \cdot)\|_{\mathcal{L}^\infty(-P,P)}$. Then, for a given initial quantity $(a_0, k_0) \in \mathbb{R}^2$ of consumer goods and capital, there exists a maximizer to (3) with $\mathcal{C} = L_{R,loc}^1$ and $\mathcal{J} = L_{loc}^1$.

Remark 3.1: If, for each p , the functions $k \mapsto F(k, p)$ and $k \mapsto g(k, p)$ are concave, the hypotheses of Theorem 3.1 hold, and we obtain the existence of optimal trajectories.

Proof: We sketch here the proof of the theorem that is based on the direct method in the calculus of variations. We select a minimizing sequence $(\mathbf{a}_t^k, \mathbf{k}_t^k, \mathbf{c}_t^k, \mathbf{i}_t^k)$. Assumption 3.3 ensures the boundedness of this sequence. Therefore, we can extract a weakly convergent subsequence. Next, Assumptions 3.1 and 3.2 give that the limit is a admissible trajectory for (2). Finally, the concavity of u implies that this trajectory is a minimizer by weak upper semicontinuity of (3). ■

IV. N-PLAYER APPROXIMATION

In this section, we construct a N -player approximation of our growth model. We assume that the population in our model consists of a fixed number of players $N \in \mathbb{N}$ and obtain a system of equations for the optimal trajectories.

Let $\mathbf{a}_t^n, \mathbf{k}_t^n$ be the amount of consumer goods and capital of the player n at time t , for $1 \leq n \leq N$. We select an individual agent. As shown in the previous section, given a price dynamics \mathbf{p}_t , we can always find an optimal strategy for this player. In the finite player case, we assume arbitrary initial

wealth in consumer goods and capital for the N players. Then, using individual optimal strategies, we build an explicit solution to the transport equation (8). Hence, here, we provide a theoretical basis for our numerical computations.

A full analysis of the mean-field game (10) requires the computation of the equilibrium price. This price is determined by the equilibrium condition (9). We calculate this price using a fixed point formulation for the equilibrium condition (see Section V).

A. Solution to the Transport Equation

Let $a_0^n = \mathbf{a}_0^n$ and $k_0^n = \mathbf{k}_0^n$ be initial consumer goods and capital levels for the N agents. On the macroeconomic scale, the density of agents at the initial time $t = 0$ is the probability measure

$$\rho_0 = \frac{1}{N} \sum_{n=1}^N \delta_{(a_0^n, k_0^n)},$$

where δ is the Dirac delta.

We recall that a probability measure ρ solves (8) in the sense of distributions if for every $\varphi \in C_c^\infty(\mathbb{R}^2 \times \mathbb{R}_+)$, we have

$$\int_0^{+\infty} \int_{\mathbb{R}^2} (\partial_t \varphi + \partial_a \varphi \partial_{q_a} H + \partial_k \varphi \partial_{q_k} H) \rho dk da dt = 0. \quad (11)$$

Proposition 4.1: Suppose $(\mathbf{a}^n, \mathbf{k}^n) \in C^0([0, T])^2$ solve (2) with initial data (a_0^n, k_0^n) , respectively. Then

$$\rho_t := \frac{1}{N} \sum_{n=1}^N \delta_{(\mathbf{a}_t^n, \mathbf{k}_t^n)} \quad (12)$$

solves the transport equation (8) in the sense of distributions and verifies

$$\int_{\mathbb{R}^2} \rho_t(a, k) da dk = 1, \text{ for all } t \in [0, T].$$

Proof: The proof follows by combining (12) with (11). ■

B. Computation of the Hamiltonian

Define $\mathbf{q}_a^n(t) := \partial_a V(\mathbf{a}_t^n, \mathbf{k}_t^n, t)$ and $\mathbf{q}_k^n(t) := \partial_k V(\mathbf{a}_t^n, \mathbf{k}_t^n, t)$, where V is given by (3). As $V(\cdot, \cdot, T) = 0$, we have $\mathbf{q}_a^n(T) = 0$ and $\mathbf{q}_k^n(T) = 0$. Set $h(a, k, c, i, q_a, q_k, p) := (-c - pi + F(k, p))q_a + (i + g(k, p))q_k + u(a, k, c, i)$ and assume $u \in C^1(\mathbb{R}^4)$.

The Hamiltonian is

$$H(a, k, q_a, q_k, p) := \sup_{(c, i) \in \mathbb{R}^2} h(a, k, c, i, q_a, q_k, p).$$

For the optimal c and i , we have $\partial_c h = 0$ and $\partial_i h = 0$. Hence

$$\begin{cases} q_a &= \partial_c u(a, k, c^*, i^*) \\ q_k &= p \partial_c u(a, k, c^*, i^*) - \partial_i u(a, k, c^*, i^*). \end{cases} \quad (13)$$

If u is strictly concave in c and $\partial_c u(a, k, c, i) = u_c(c)$ depends only on c , then u_c is strictly decreasing and we can compute $c^* = u_c^{-1}(q_a)$. The equation for q_k can be written $\partial_i u(a, k, c^*, i^*) = pq_a - q_k$. As for c , if $\partial_i u(a, k, c, i) = u_i(i)$ depends only on i is strictly decreasing, then $i^* = u_i^{-1}(pq_a - q_k)$. Consequently, we obtain

$$H(a, k, q_a, q_k, p) = h(a, k, u_c^{-1}(q_a), u_i^{-1}(pq_a - q_k), q_a, q_k, p). \quad (14)$$

C. Computation of the optimal trajectories

Assume V is C^1 . Then V solves the Hamilton-Jacobi equation (6). Moreover, the method of characteristics gives the Hamiltonian system [10]

$$\begin{cases} \dot{\mathbf{a}}_t^n = \partial_{q_a} H(\mathbf{a}_t^n, \mathbf{k}_t^n, \mathbf{q}_a^n(t), \mathbf{q}_k^n(t), \mathbf{p}_t) \\ \dot{\mathbf{k}}_t^n = \partial_{q_k} H(\mathbf{a}_t^n, \mathbf{k}_t^n, \mathbf{q}_a^n(t), \mathbf{q}_k^n(t), \mathbf{p}_t) \\ \frac{d}{dt} \mathbf{q}_a^n(t) = -\partial_a H(\mathbf{a}_t^n, \mathbf{k}_t^n, \mathbf{q}_a^n(t), \mathbf{q}_k^n(t), \mathbf{p}_t) \\ \frac{d}{dt} \mathbf{q}_k^n(t) = -\partial_k H(\mathbf{a}_t^n, \mathbf{k}_t^n, \mathbf{q}_a^n(t), \mathbf{q}_k^n(t), \mathbf{p}_t) \end{cases} \quad (15)$$

for the optimal trajectories of the N players. This system has initial/terminal conditions given by

$$\mathbf{a}_0^n = \mathbf{a}_0^n, \mathbf{k}_0^n = \mathbf{k}_0^n, \mathbf{q}_a^n(T) = 0, \text{ and } \mathbf{q}_k^n(T) = 0. \quad (16)$$

Reciprocally, we have the following proposition whose proof is given in [10]:

Proposition 4.2: Assume that the utility function $u \in C^1(\mathbb{R}^4)$ is concave and is non-decreasing in a and k , that the production function, F , is non-decreasing and concave in k and that the depreciation function, g , is concave in k . If $(\mathbf{a}, \mathbf{k}, \mathbf{q}_a, \mathbf{q}_k)$ solves (15) with the initial/terminal conditions (16), then \mathbf{a} and \mathbf{k} are optimal trajectories for (3) and

$$\mathbf{q}_a(t) \geq 0 \text{ and } \mathbf{q}_k(t) \geq 0 \text{ for all } t \in [0, T].$$

Proof: See [10]. ■

Taking into account Proposition 4.2, we aim to solve the equation (15) with corresponding initial/terminal conditions.

Firstly, we solve (15) with initial conditions $(\mathbf{a}_0^n, \mathbf{k}_0^n)$ and $(\mathbf{q}_a^n(0), \mathbf{q}_k^n(0))$. The corresponding solution generates a function $\mathcal{Q}^n : (\mathbf{q}_a^n(0), \mathbf{q}_k^n(0)) \mapsto (\mathbf{q}_a^n(T), \mathbf{q}_k^n(T))$. Next, we determine the initial conditions $(\mathbf{q}_a^n(0), \mathbf{q}_k^n(0))$ such that $\mathcal{Q}^n(q) = 0$. In general, this inversion cannot be done analytically.

V. NUMERICAL RESULTS

Here, we outline our algorithm, discuss a model problem and present the corresponding numerical results.

A. Description of the algorithm

To compute the solutions to the mean-field game, we proceed as follows. We consider N agents with initial state $(\mathbf{a}_0^n, \mathbf{k}_0^n)$, $1 \leq n \leq N$. We discretize the price function \mathbf{p}_t with $m+1$ equidistant points $\mathbf{p}_{\frac{i}{m}T}$, $0 \leq i \leq m$. To recover the price at arbitrary times t , we use a third-order interpolant.

We define $q_{a_0}(a_0, k_0)$ and $q_{k_0}(a_0, k_0)$ to be the values for which the solution of (15) with the initial condition $(a_0, k_0, q_{a_0}(a_0, k_0), q_{k_0}(a_0, k_0))$ satisfies $\mathbf{q}_a(T) = \mathbf{q}_k(T) = 0$. This function is determined by solving numerically this system of two equations. For a fixed price \mathbf{p}_t , we denote $(\mathbf{a}^n(t), \mathbf{k}^n(t))$, $1 \leq n \leq N$ to be the solution of (15) with initial condition $(\mathbf{a}_0^n, \mathbf{k}_0^n, q_{a_0}(\mathbf{a}_0^n, \mathbf{k}_0^n), q_{k_0}(\mathbf{a}_0^n, \mathbf{k}_0^n))$.

Next, we examine the equilibrium condition. For a given price \mathbf{p}_t , the imbalance function is

$$\begin{aligned} \iota(t; \mathbf{p}) = & \frac{1}{N} \sum_{n=1}^N \left[\partial_{q_k} H(\mathbf{a}^n(t), \mathbf{k}^n(t), \mathbf{q}_a^n(t), \mathbf{q}_k^n(t), \mathbf{p}_t) \right. \\ & \left. - g(\mathbf{k}^n(t), \mathbf{p}_t) - \Xi(\mathbf{k}^n(t), \mathbf{p}_t) \right]. \end{aligned}$$

To find \mathbf{p} , we look at a fixed point of the function

$$\mathbf{p}_t \mapsto \mathbf{p}_t + \mu \iota(t, \mathbf{p}) \equiv \Psi(\mathbf{p}) \quad (17)$$

for some $\mu > 0$. Clearly, a fixed point of Ψ is an equilibrium price. The construction of Ψ corresponds to the intuition that when supply does not meet demand prices should increase whereas if supply exceeds demand, prices should decrease. When $\iota > 0$, demand exceeds supply. Hence, prices are too low and are increased. In contrast, if $\iota < 0$ supply exceeds demand. Accordingly, prices that are too high and are decreased.

B. A model problem

To illustrate our methods, we consider a concrete example where consumers produce consumer goods and capital at a rate that depends linearly on the capital. We set

$$\Theta(k, p) = k, \quad \Xi(k, p) = 0.1k,$$

and so

$$F(k, p) = k(0.1p + 1).$$

We assume that the depreciation function is $g(k, p) = -\frac{k}{2}$. Next, we define

$$u_1(x) = \begin{cases} \sqrt{x + \frac{1}{16}} & x > 0, \\ \frac{5}{4} - (1-x)^2 & x \leq 0. \end{cases}$$

We note that u_1 is a monotone increasing function of class C^1 .

Next, we consider the utility function

$$u(a, k, c, i) = u_1(c) + u_1(a) + u_1(k) - \frac{i^2}{2}.$$

This utility function satisfies the hypothesis in Section III and the Hamiltonian is $H = H^A + H^B + H^C$, where

$$H^A(a, k, q_a, q_k, p) = F(k, p)q_a + g(k, p)q_k + u_1(a) + u_1(k),$$

$$\begin{aligned} H^B(a, k, q_a, q_k, p) &= \sup_i \left[(-pq_a + q_k)i - \frac{i^2}{2} \right] \\ &= (-pq_a + q_k)^2/2, \end{aligned}$$

and

$$H^C(a, k, q_a, q_k, p) = -q_a c^*(q_a) + u_1(c^*(q_a)),$$

with

$$c^*(q_a) = \begin{cases} \frac{4 - qa^2}{16qa^2} & q_a > 2 \\ \frac{2 - qa}{2} & q_a \leq 2. \end{cases}$$

C. Numerical results

We considered 25 agents, with initial conditions equally spaced in $[\frac{1}{2}, \frac{3}{2}] \times [\frac{1}{2}, \frac{3}{2}]$; the terminal time is $T = 1$, and $\mu = 0.8$ in (17). Our code was implemented in Mathematica, and we used the built-in solver NSolve.

We began with the initial $\mathbf{p}_t^0 \equiv 1$. Figure 1 depicts the equilibrium price (achieved after 10 iterations) and Figure 2 shows the trajectories of the agents. Finally, the average consumer goods and capital as a function of time are shown

in Figures 3 and 4, respectively. Agents to accumulate consumer goods in the beginning and consume more in later times, as can be seen in Figure 3. Due to the balance condition, the average capital \bar{k} solves the ODE

$$\dot{\bar{k}} = -0.4\bar{k}.$$

In Figure 4, we see the exact solution (dashed) superimposed on the numerical solution. Finally, we observe in Figure 1 that the price is a monotone decreasing function of time.

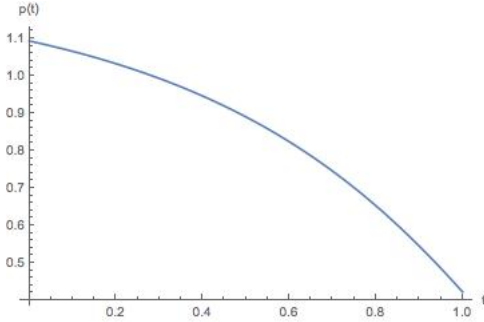


Fig. 1. Price

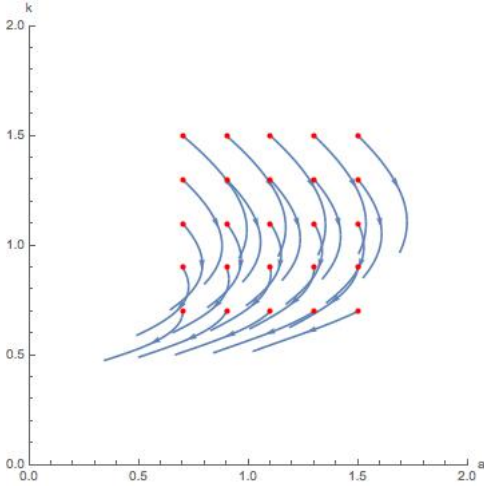


Fig. 2. Agent's trajectories (initial conditions in red).

VI. CONCLUSIONS AND FURTHER WORK

Here, we have developed the qualitative theory, approximation methods and a novel method for the computation of equilibrium prices in the economic growth model introduced in [10]. Our simulations illustrate some of the qualitative properties that we would expect such a model to satisfy. Even so, numerous questions remain open. For instance, what is the influence on the results of the choice of production functions Θ and Ξ ? Here, the production functions are price-independent, but this may not be the case in a more realistic model. Is the price a decreasing function? We expect so, at least close to the terminal time since near T consumption should take priority over investment. Can we prove

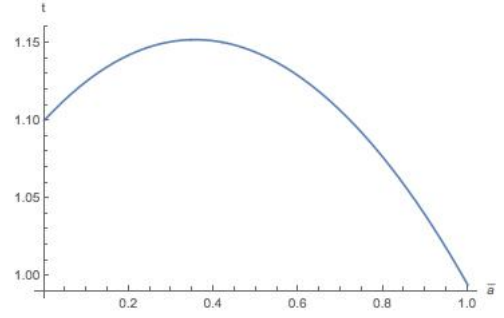


Fig. 3. Average consumer goods - \bar{a} .

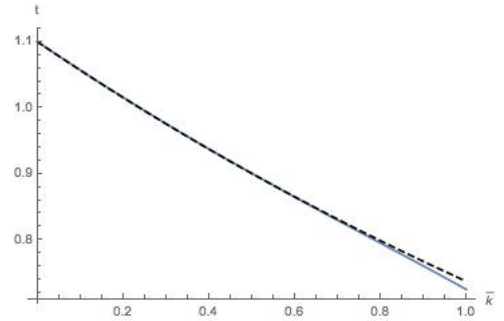


Fig. 4. Average capital - \bar{k} (exact solution dashed).

convergence of the numerical method? While our iterative algorithm is based on sound economic principles, we would like to see a mathematical proof of convergence. Finally, in limited number of simulations the price seems to be unique. However, this is another issue that is still open. We believe that these are important questions that should be examined in the future.

ACKNOWLEDGMENT

This work was partially supported by KAUST baseline and start-up funds, KAUST SRI, Uncertainty Quantification Center in Computational Science and Engineering and KAUST VSRP program.

REFERENCES

- [1] Y. Achdou, F. J. Buera, J.-M. Lasry, P.-L. Lions, and B. Moll. Partial differential equation models in macroeconomics. *Philos. Trans. R. Soc. Lond. Ser. A Math. Phys. Eng. Sci.*, 372(2028):20130397, 19, 2014.
- [2] Y. Achdou, J. Han, J.-M. Lasry, P.-L. Lions, and B. Moll. Heterogeneous agent models in continuous time. *Preprint*.
- [3] S. Aiyagari. Uninsured idiosyncratic risk and aggregate saving. *The Quarterly Journal of Economics*, pages 659–684, 1994.
- [4] F. Bagagiolo and D. Bauso. Mean-field games and dynamic demand management in power grids. *Dyn. Games Appl.*, 4(2):155–176, 2014.
- [5] T. Bewley. Stationary monetary equilibrium with a continuum of independently fluctuating consumers. *Contributions to mathematical economics in honor of Gérard Debreu*, 79, 1986.
- [6] L. A. Caffarelli, P. A. Markowich, and J.-F. Pietschmann. On a price formation free boundary model by Lasry and Lions. *C. R. Math. Acad. Sci. Paris*, 349(11-12):621–624, 2011.
- [7] L. A. Caffarelli, P. A. Markowich, and M.-T. Wolfram. On a price formation free boundary model by Lasry and Lions: the Neumann problem. *C. R. Math. Acad. Sci. Paris*, 349(15-16):841–844, 2011.
- [8] P. Cardaliaguet. Notes on mean-field games. 2011.

- [9] M. Cirant. Multi-population Mean Field Games systems with Neumann boundary conditions. *J. Math. Pures Appl.* (9), 103(5):1294–1315, 2015.
- [10] D. Gomes, L. Nurbekyan, and E. Pimentel. Economic models and mean-field game theory. 2015. 30o Colóquio Brasileiro de Matemática. [30th Brazilian Mathematics Colloquium].
- [11] D. Gomes, S. Patrizi, and V. Voskanyan. On the existence of classical solutions for stationary extended mean field games. *Nonlinear Anal.*, 99:49–79, 2014.
- [12] D. Gomes, E. Pimentel, and H. Sanchez-Morgado. Time dependent mean-field games in the superquadratic case. *Preprint*, 2013.
- [13] D. Gomes, E. A. Pimentel, and H. Sánchez-Morgado. Time-dependent mean-field games in the subquadratic case. *Comm. Partial Differential Equations*, 40(1):40–76, 2015.
- [14] D. Gomes and J. Saúde. Mean field games models—a brief survey. *Dyn. Games Appl.*, 4(2):110–154, 2014.
- [15] D. Gomes, R. M. Velho, and M.-T. Wolfram. Dual two-state mean-field games. *Proceedings CDC 2014*, 2014.
- [16] D. Gomes, R. M. Velho, and Marie-Therese Wolfram. Socio-economic applications of finite state mean field games. *Philos. Trans. R. Soc. Lond. Ser. A Math. Phys. Eng. Sci.*, 372(2028):20130405, 18, 2014.
- [17] Diogo A. Gomes and Stefania Patrizi. Obstacle mean-field game problem. *Interfaces Free Bound.*, 17(1):55–68, 2015.
- [18] M. Huang, P. E. Caines, and R. P. Malhamé. Large-population cost-coupled LQG problems with nonuniform agents: individual-mass behavior and decentralized ε -Nash equilibria. *IEEE Trans. Automat. Control*, 52(9):1560–1571, 2007.
- [19] M. Huang, R. P. Malhamé, and P. E. Caines. Large population stochastic dynamic games: closed-loop McKean-Vlasov systems and the Nash certainty equivalence principle. *Commun. Inf. Syst.*, 6(3):221–251, 2006.
- [20] M. Huggett. The risk-free rate in heterogeneous-agent incomplete-insurance economies. *Journal of economic Dynamics and Control*, 17(5):953–969, 1993.
- [21] J.-M. Lasry and P.-L. Lions. Jeux à champ moyen. I. Le cas stationnaire. *C. R. Math. Acad. Sci. Paris*, 343(9):619–625, 2006.
- [22] J.-M. Lasry and P.-L. Lions. Jeux à champ moyen. II. Horizon fini et contrôle optimal. *C. R. Math. Acad. Sci. Paris*, 343(10):679–684, 2006.
- [23] J.-M. Lasry and P.-L. Lions. Mean field games. *Jpn. J. Math.*, 2(1):229–260, 2007.
- [24] J.-M. Lasry, P.-L. Lions, and O. Guéant. Application of mean field games to growth theory. *Preprint*, 2010.
- [25] J.-M. Lasry, P.-L. Lions, and O. Guéant. Mean field games and applications. *Paris-Princeton lectures on Mathematical Finance*, 2010.
- [26] F. Mériaux, S. Lasaulce, and H. Tembine. Stochastic differential games and energy-efficient power control. *Dyn. Games Appl.*, 3(1):3–23, 2013.
- [27] M. Nourian, P. E. Caines, R. P. Malhamé, and M. Huang. Nash, social and centralized solutions to consensus problems via mean field control theory. *IEEE Trans. Automat. Control*, 58(3):639–653, 2013.
- [28] G. Nuño and B. Moll. Optimal control with heterogeneous agents in continuous time. *Preprint*.
- [29] S. Pequito, A. P. Aguiar, B. Sinopoli, and D. Gomes. Nonlinear estimation using mean field games. *International Conference on NETWORK Games, Control and Optimization, Netgcoop 2011, October 12-14, 2011, Paris, France*.
- [30] S. Pequito, A. P. Aguiar, B. Sinopoli, and D. Gomes. Unsupervised learning of finite mixture using mean field games. *9th Allerton Conference on Communication, Control and Computing, September 27-30, 2011, Illinois, US*.
- [31] A. Porretta. Weak Solutions to Fokker-Planck Equations and Mean Field Games. *Arch. Ration. Mech. Anal.*, 216(1):1–62, 2015.
- [32] Jr. R. Lucas. Expectations and the neutrality of money. *Journal of economic theory*, 4(2):103–124, 1972.
- [33] Jr. R. Lucas and B. Moll. Knowledge growth and the allocation of time. *Journal of Political Economy*, 122(1), 2014.