

Microscopic Origin of Volume Modulus Inflation

Michele Cicoli^{1,2,3} **Francesco Muia**^{2,3} **Francisco Gil Pedro**^{4,5}

¹*ICTP, Strada Costiera 11, Trieste 34014, Italy*

²*Dipartimento di Fisica e Astronomia, Università di Bologna,
via Irnerio 46, 40126 Bologna, Italy*

³*INFN, Sezione di Bologna, via Irnerio 46, 40126 Bologna, Italy*

⁴*Departamento de Física Teórica UAM and Instituto de Física Teórica UAM/CSIC*

⁵*Universidad Autónoma de Madrid, Cantoblanco, 28049 Madrid, Spain*

E-mail: mcicoli@ictp.it, muia@bo.infn.it, francisco.pedro@csic.es

ABSTRACT: High-scale string inflationary models are in well-known tension with low-energy supersymmetry. A promising solution involves models where the inflaton is the volume of the extra dimensions so that the gravitino mass relaxes from large values during inflation to smaller values today. We describe a possible microscopic origin of the scalar potential of volume modulus inflation by exploiting non-perturbative effects, string loop and higher derivative perturbative corrections to the supergravity effective action together with contributions from anti-branes and charged hidden matter fields. We also analyse the relation between the size of the flux superpotential and the position of the late-time minimum and the inflection point around which inflation takes place. We perform a detailed study of the inflationary dynamics for a single modulus and a two moduli case where we also analyse the sensitivity of the cosmological observables on the choice of initial conditions.

KEYWORDS: String compactifications, Volume inflation

Contents

1	Introduction	1
2	Inflection point inflation	4
3	Microscopic origin of the inflationary potential	6
3.1	Tree-level effective potential	6
3.2	No-scale breaking effects	7
4	Single field dynamics	13
4.1	Analytical discussion	13
4.2	Numerical results	17
5	Two field dynamics	20
6	Conclusions	22

1 Introduction

Two crucial quantities of any string compactification are the Hubble scale during inflation H and the gravitino mass $m_{3/2}$. The first sets the inflationary energy scale $M_{\text{inf}} \sim \sqrt{HM_P}$ which in turn is related to the tensor-to-scalar ratio r as $M_{\text{inf}} \sim M_{\text{GUT}} \left(\frac{r}{0.1}\right)^{1/4}$, whereas the second gives the order of magnitude of the soft supersymmetry breaking terms $M_{\text{soft}} \sim m_{3/2}$. Given that neither primordial tensor modes nor supersymmetric particles have been detected yet, experimental data yield just upper and lower bounds on these two quantities:

$$r \lesssim 0.1 \quad \Rightarrow \quad H \lesssim \frac{M_{\text{GUT}}^2}{M_P} \sim 10^{14} \text{ GeV} \quad (1.1)$$

$$M_{\text{soft}} \gtrsim 1 \text{ TeV} \quad \Rightarrow \quad m_{3/2} \gtrsim 1 \text{ TeV}. \quad (1.2)$$

However H and $m_{3/2}$ are not two independent quantities since in any consistent string inflationary model the inflaton dynamics has not to destabilise the volume mode. This is guaranteed if the inflationary energy is smaller than the energy barrier to decompactification, i.e. $H^2 M_P^2 \lesssim V_{\text{barrier}}$, and the height of the barrier is generically set by the gravitino mass. In KKLT models $V_{\text{barrier}} \sim m_{3/2}^2 M_P^2$ which leads to $H \lesssim m_{3/2}$ [1] while in the LARGE Volume Scenario (LVS) $V_{\text{barrier}} \sim m_{3/2}^3 M_P$ giving $H \lesssim m_{3/2} \sqrt{\frac{m_{3/2}}{M_P}}$ [2].

These theoretical bounds are not in contradiction with the experimental bounds (1.1) and (1.2), in particular for the cases of high-scale supersymmetry and small field inflationary models with unobservable tensor modes. However the phenomenologically interesting cases of low-energy supersymmetry with $M_{\text{soft}} \gtrsim \mathcal{O}(1) \text{ TeV}$ and large field inflationary

models with $r \gtrsim \mathcal{O}(0.01)$ would imply a high value of H together with a small value of $m_{3/2}$, in clear tension with the theoretical bounds from volume destabilisation problems.

Several ideas have been proposed in the literature to overcome this tension between TeV-scale supersymmetry and large field inflation. Here we briefly summarise them:

1. The relation $H^2 M_P^2 \lesssim V_{\text{barrier}}$ would be independent on $m_{3/2}$ in models where the energy barrier and the gravitino mass are two uncorrelated quantities. Racetrack superpotentials provide viable models where V_{barrier} is decoupled from $m_{3/2}$ [1].
2. The KKLT bound $H \lesssim m_{3/2}$ and the LVS bound $H \lesssim m_{3/2} \sqrt{\frac{m_{3/2}}{M_P}}$ apply just to the inflationary era, and so in these expression $m_{3/2}$ is the gravitino mass during inflation which might be different from the present value of the gravitino mass. This is possible if $m_{3/2} = e^{K/2} |W| \simeq \frac{W_0}{\mathcal{V}} M_P$ evolves just after the end of inflation. Two viable realisations include inflationary models where the inflaton coincides with the volume mode \mathcal{V} so that \mathcal{V} relaxes from small to large values during inflation [2] or where the inflaton is a complex structure modulus or a matter field so that W relaxes from large to small values during inflation [3]. Another option is to consider models with two different volume stabilisation mechanisms during and after inflation. If \mathcal{V} couples to the field X whose F-term drives inflation, the volume's vacuum expectation value (VEV) during inflation would be determined by the F-term potential of X which however vanishes after the end of inflation when \mathcal{V} is fixed by a more standard KKLT or LVS mechanism. This kind of models with a Kähler potential coupling between \mathcal{V} and X have been studied in [4] whereas superpotential interactions between \mathcal{V} and X have been analysed in [5].
3. Another possible way-out to reconcile low-energy supersymmetry with high scale inflation is to consider models where the visible sector is sequestered from the sources of supersymmetry breaking so that the soft terms are much smaller than the gravitino mass [6]. This can be the case for compactifications where the visible sector is localised on fractional D3-branes at singularities which can lead to $M_{\text{soft}} \sim m_{3/2} \frac{m_{3/2}}{M_P}$.

Let us point out that all the solutions listed above require a high degree of tuning except for the sequestered case which might be however not enough to completely remove all the tension between observable tensor modes and TeV-scale supersymmetry. Moreover, it is technically rather complicated to provide consistent string models where these solutions are explicitly realised. Therefore they are at the moment at the level of string-inspired toy-models without a concrete string embedding where one can check if there is enough freedom to achieve the amount of fine tuning needed to reproduce all the desired phenomenological details.

In this paper we shall provide a first step towards an explicit stringy embedding of the case where the volume mode plays the rôle of the inflaton evolving from small to large values after the end of inflation [2]. We will describe a possible microscopic origin of the potential terms used in [2] to create an inflection point at small volumes around which slow-roll inflation can occur. Moreover, we shall also perform a deeper analysis of the

relation between the positions of the inflection point and the minimum with the tuning of the flux superpotential.

Before presenting the details of our analysis, let us stress some key-features of the model under study:

- In order to have an evolving gravitino mass, we focus on models where the inflaton is the volume mode \mathcal{V} . Given that we work in an effective supergravity theory where the Kähler potential has a logarithmic dependence on \mathcal{V} , each term in the inflationary potential will be a negative exponential of the canonically normalised volume mode $\Phi \sim \ln \mathcal{V}$, i.e. $V \supset e^{-k\Phi}$. This form of the potential is reminiscent of Starobinsky-like models which have a rather large inflationary scale since they are at the boarder between large and small field models [7]. However Starobinsky-like potentials feature also an inflaton-independent constant which can never appear in cases where the inflaton is the volume mode \mathcal{V} since \mathcal{V} couples to all sources of energy because of the Weyl rescaling needed to obtain the correct effective action.¹
- The best way to achieve volume inflation is therefore to consider a potential which has enough tuning freedom to create an inflection point and then realise inflation in the vicinity of the inflection point. The price to pay is that this inflationary scenario turns out to be rather fine tuned and it is necessarily a small field model with a sub-Planckian field range during inflation $\Delta\Phi \sim 0.4 M_P$, unobservable tensor modes of order $r \sim 10^{-9}$ and low Hubble scale $H \sim 10^{10}$ GeV. Hence this approach cannot solve completely the tension between large tensor modes and TeV-scale supersymmetry. Still it provides a big step forward especially if combined with a sequestered visible sector so that low-energy supersymmetry can be safely reconciled with a high gravitino mass.
- In LVS models where $H > m_{3/2} \sqrt{\frac{m_{3/2}}{M_P}}$ and the inflaton is the volume mode, the destabilisation problem of [1] becomes an overshooting problem since the inflaton has an initial energy which is larger than the barrier to decompactification. The solution to this problem via radiation production after the end of inflation has already been discussed in [2], and so we shall not dwell on this issue.
- In the models under study, the Hubble scale during inflation is set by the gravitino mass during inflation $m_{3/2}^{\text{inf}}$ which is much larger than the gravitino mass today $m_{3/2}^{\text{today}}$ due to the volume evolution. Hence the Hubble scale H can be much larger than $m_{3/2}^{\text{today}}$ since we have:

$$H \sim m_{3/2}^{\text{inf}} \sqrt{\frac{m_{3/2}^{\text{inf}}}{W_0 M_P}} \gg m_{3/2}^{\text{today}} \sqrt{\frac{m_{3/2}^{\text{today}}}{W_0 M_P}}. \quad (1.3)$$

We shall analyse both the single modulus and the two moduli case focusing on three different visible sector realisations which lead to:

¹Starobinsky-like models with large r and a constant inflaton-independent constant can instead be obtained in models where the inflaton is a Kähler modulus different from the volume mode [8].

1. *High-scale SUSY models*: in this case the requirement of low-energy supersymmetry is abandoned and the value of the gravitino mass both during and after inflation is huge. The volume mode evolves from values of order 100 during inflation to values of order 200 after the end of inflation. The flux superpotential has to be tuned to values of order $W_0 \sim 10^{-5}$ in order to reproduce the correct amplitude of the density perturbations. Thus the order of magnitude of the gravitino mass during and after inflation is the same, $m_{3/2}^{\text{inf}} \sim m_{3/2}^{\text{today}} \sim 10^{11}$ GeV corresponding to $H \sim 10^{10}$ GeV. Due to the small value of \mathcal{V} , in this case the validity of the effective field theory approach is not fully under control.
2. *Non-sequestered models*: in these models during inflation the volume is of order $\mathcal{V} \sim 10^5$ and $W_0 \sim 1$ giving a gravitino mass of order $m_{3/2}^{\text{inf}} \sim 10^{14}$ GeV which leads again to $H \sim 10^{10}$ GeV. After the end of inflation the volume evolves to $\mathcal{V} \sim 10^{15}$ as required to get TeV-scale supersymmetry since the present value of the gravitino mass becomes $m_{3/2}^{\text{today}} \sim 10$ TeV [9].
3. *Sequestered models*: in these models inflection point volume inflation takes place again for values of order $\mathcal{V} \sim 10^5$ and $W_0 \sim 1$ which yield $m_{3/2}^{\text{inf}} \sim 10^{14}$ GeV and $H \sim 10^{10}$ GeV. After the end of inflation the volume evolves instead to $\mathcal{V} \sim 10^7$ corresponding to $m_{3/2}^{\text{today}} \sim 10^{11}$ GeV, as required to get low-energy supersymmetry gaugino masses in sequestered scenarios where $M_{1/2} \sim m_{3/2} \frac{m_{3/2}}{M_P} \sim 10$ TeV [6].

This paper is organised as follows. Sec. 2 is a brief review of the basic concepts of inflection point inflation which will be used in the rest of the paper while in Sec. 3 we describe a possible microscopic origin of all the terms in the inflationary potential which are needed to develop an inflection point at small values of \mathcal{V} together with a dS minimum at larger values of the volume mode. In Sec. 4 we study the single modulus case presenting first an analytical qualitative description of the inflationary dynamics and then performing an exact numerical analysis. The two moduli case typical of LVS models is instead discussed in Sec. 5 before presenting our conclusions in Sec. 6.

2 Inflection point inflation

In this section we briefly review the generic features of inflection point inflation, closely following [10] and [11]. We summarise the main points and discuss the tuning involved in these models.

The basic assumption is that inflation takes place around an inflection point along some arbitrary direction in field space. The scalar potential around such an inflection point can always be expanded as:

$$V = V_{\text{ip}} \left(1 + \lambda_1(\phi - \phi_{\text{ip}}) + \frac{\lambda_3}{3!}(\phi - \phi_{\text{ip}})^3 + \frac{\lambda_4}{4!}(\phi - \phi_{\text{ip}})^4 + \dots \right), \quad (2.1)$$

where ϕ_{ip} denotes the position of the inflection point. Given that we shall focus on cases where the field excursion during the inflationary period is small, i.e. $(\phi - \phi_{\text{ip}}) \ll 1$, the

quartic term can be safely neglected. We therefore find that it suffices to analyse the following potential:

$$V = V_{\text{ip}} \left(1 + \lambda_1(\phi - \phi_{\text{ip}}) + \frac{\lambda_3}{3!}(\phi - \phi_{\text{ip}})^3 \right). \quad (2.2)$$

The inflationary observables are determined by the slow-roll parameters:

$$\epsilon = \frac{1}{2} \left(\frac{V'}{V} \right)^2 = \frac{1}{2} \left(\lambda_1 + \frac{1}{2} \lambda_3 (\phi - \phi_{\text{ip}})^2 \right)^2 \simeq \frac{1}{2} \lambda_1^2, \quad (2.3)$$

$$\eta = \frac{V''}{V} = \lambda_3 (\phi - \phi_{\text{ip}}), \quad (2.4)$$

which have to be evaluated at horizon exit where $\phi = \phi_*$. Note that in (2.3) and (2.4) we approximated $V \simeq V_{\text{ip}}$ in the denominator, which is a good approximation for small field models where $(\phi - \phi_{\text{ip}}) \ll 1$. Notice that if $\lambda_3 \gtrsim 1$ this small field condition has to be satisfied in order to obtain $\eta \ll 1$. If instead λ_3 is tuned such that $\lambda_3 \ll 1$, the condition $\eta \ll 1$ could be satisfied also for large field values but then the approximation (2.2) would be under control only by tuning all the coefficients of the expansion. We shall therefore focus only on the case $(\phi - \phi_{\text{ip}}) \ll 1$. The number of e-foldings is given by:

$$N_e(\phi_*) = \int_{\phi_{\text{end}}}^{\phi} \frac{d\phi}{\sqrt{2\epsilon}} = \sqrt{\frac{2}{\lambda_1 \lambda_3}} \arctan \left[\sqrt{\frac{\lambda_3}{2\lambda_1}} (\phi - \phi_{\text{ip}}) \right] \Bigg|_{\phi_{\text{end}}}^{\phi_*}. \quad (2.5)$$

In order to have enough e-foldings we need $\lambda_1 \ll 1$, which is also needed to get $\epsilon \ll 1$, and $(\phi - \phi_{\text{ip}}) \gtrsim \sqrt{\lambda_1}$ so that the arctangent does not give a small number. Thus the slow-roll parameter η turns out to be larger than ϵ since:

$$\epsilon \sim \lambda_1^2 \ll \eta \sim (\phi - \phi_{\text{ip}}) \gtrsim \sqrt{\lambda_1} \ll 1. \quad (2.6)$$

Therefore the spectral index in these models is essentially given by η :

$$n_s - 1 = 2\eta(\phi_*) - 6\epsilon(\phi_*) \simeq 2\eta(\phi_*), \quad (2.7)$$

By using (2.5), it is possible to rewrite the spectral index as a function of the number of e-foldings as:

$$n_s - 1 \simeq -\frac{4}{N_e} + \frac{2}{3} \lambda_1 \lambda_3 N_e. \quad (2.8)$$

Since $1 - \frac{4}{N_e} \simeq 0.93$ for $N_e \simeq 60$, it is evident that for a very small λ_1 (or equivalently a very flat inflection point) the spectral index asymptotes to 0.93. We have therefore to use (2.8) to determine the value of λ_1 that gives a value of n_s in agreement with recent Planck data, i.e. $n_s = 0.9655 \pm 0.0062$ (68% CL) [12]. We find:

$$n_s = 0.965 \quad \Rightarrow \quad \lambda_1 = 7.92 \cdot 10^{-4} \lambda_3^{-1} \quad \text{for} \quad N_e = 60. \quad (2.9)$$

In these small field models, the tensor-to-scalar ratio r turns out to be unobservable since:

$$r = 16\epsilon \simeq 8\lambda_1^2 \simeq 5.01 \cdot 10^{-6} \lambda_3^{-2} \quad \text{for} \quad N_e = 60. \quad (2.10)$$

Successful inflation not only gives rise to the correct spectral tilt and tensor fraction but does so at the right energy scale. The normalisation of scalar density perturbations in these models can be written as:

$$\Delta^2 = \frac{1}{24\pi^2} \left. \frac{V}{\epsilon} \right|_{\phi_*} \simeq \frac{1}{12\pi^2} \frac{V_{\text{ip}}}{\lambda_1^2} \simeq 2.4 \cdot 10^{-9}. \quad (2.11)$$

Once the parameter λ_3 is fixed, (2.9) gives the value of λ_1 which produces the correct spectral index, $n_s = 0.965$, and (2.11) fixes the value of V_{ip} which reproduces the observed amplitude of the density perturbations. In turn, (2.10) yields the prediction for the tensor-to-scalar ratio r .

3 Microscopic origin of the inflationary potential

In this section we will try to describe a possible microscopic origin of volume modulus inflation focusing on tree-level effects first, and then including any subleading effect which breaks the no-scale structure typical of type IIB constructions.

3.1 Tree-level effective potential

The closed string moduli content of the low-energy supergravity limit of type IIB string theory compactified on a Calabi-Yau X can be summarised as:

- Dilaton $S = s + iC_0$
- Complex structure moduli U_α ($\alpha = 1, \dots, h^{1,2}(X)$)
- Kähler moduli $T_i = \tau_i + ic_i$ ($i = 1, \dots, h^{1,1}(X)$)

where C_0 and c_i are axion fields, while U_α are complex functions. It is worth recalling that the VEV of the real part of the dilaton sets the string coupling: $\langle s \rangle = 1/g_s$.

The effective field theory is completely determined by the Kähler potential, the superpotential and the gauge kinetic functions. While the gauge kinetic functions are model-dependent, a generic feature of type IIB compactifications is the form of the tree-level Kähler potential:

$$K_{\text{tree}} = -2 \ln \mathcal{V} - \ln(S + \bar{S}) - \ln \left(i \int_X \Omega \wedge \bar{\Omega} \right). \quad (3.1)$$

Turning on background fluxes induces the Gukow-Vafa-Witten superpotential [13]:

$$W_0(U, S) = \int_X G_3 \wedge \Omega, \quad (3.2)$$

where $G_3 = F_3 + iSH_3$ and Ω is the holomorphic 3-form of X . $W_0(U, S)$ depends on the dilaton through G_3 and it is also a function of the complex structure moduli since Ω depends on U_α .

In general the scalar potential in supergravity is defined as:

$$V = e^K \left[K^{a\bar{b}} D_a W D_{\bar{b}} \bar{W} - 3|W|^2 \right], \quad (3.3)$$

where a and b run over all the moduli of the compactification and the Kähler covariant derivative is defined as $D_a W \equiv \partial_a W + W \partial_a K$. The particular dependence of (3.1) on \mathcal{V} is such that the scalar potential obeys the *no-scale structure*, namely:

$$K^{i\bar{j}} \partial_i K \partial_{\bar{j}} K = 3, \quad (3.4)$$

with i and j running over the Kähler moduli. Due to the no-scale structure and the fact that $W_0(U, S)$ does not depend on the T -moduli, the scalar potential simplifies to:

$$V = e^K K^{\alpha\bar{\beta}} D_\alpha W D_{\bar{\beta}} \bar{W}, \quad (3.5)$$

where α and β now run over the complex structure moduli and the dilaton. It is positive definite, so that U_α and S can be stabilised supersymmetrically at:

$$D_S W_0(U, S) = 0 \quad \text{and} \quad D_{U_\alpha} W_0(U, S) = 0, \quad (3.6)$$

while the Kähler moduli remain unstabilised at this order of approximation.

3.2 No-scale breaking effects

In this section we will consider the complex structure and the dilaton stabilised at leading order as in (3.6), and we will introduce new effects to stabilise the Kähler moduli by breaking the no-scale structure. In particular we will consider two explicit setups:

a) *Single modulus case*

In this setup we have a single Kähler modulus $T_b = \tau_b + i c_b$ where c_b is an axion field and τ_b controls the overall volume: $\mathcal{V} = \tau_b^{3/2}$. The canonical normalisation of the inflaton field τ_b can be inferred from its kinetic terms:

$$\mathcal{L}_{\text{kin}} = \frac{3}{4\tau_b^2} \partial^\mu \tau_b \partial_\mu \tau_b, \quad (3.7)$$

so that the canonically normalised volume field can be written as:

$$\Phi = \sqrt{\frac{3}{2}} \ln \tau_b \simeq \sqrt{\frac{2}{3}} \ln \mathcal{V}. \quad (3.8)$$

In this setup the visible sector can be realised in two different ways:

- i) The visible sector lives on a stack of D7-branes wrapping the 4-cycle associated to τ_b . Given that the visible sector gauge coupling is set by τ_b as $\alpha_{\text{vis}}^{-1} = \tau_b$, the late-time value of the volume has to be of order 100 in order to reproduce a correct phenomenological value of $\alpha_{\text{vis}}^{-1} \simeq 25$. This model is characterised by high scale SUSY.
- ii) The visible sector is localised on D3-branes at singularities obtained by collapsing a blow-up mode to zero size due to D-term stabilisation [6]. In this case the visible sector coupling is set by the dilaton, and so the volume can take much larger values of order $\mathcal{V} \simeq 10^7$ which lead to TeV-scale supersymmetry via sequestering effects. In the presence of de-sequestering perturbative or non-perturbative effects [14], low-energy SUSY requires larger values of \mathcal{V} of order $\mathcal{V} \sim 10^{14}$.

b) *Two moduli case*

In this setup we start with two Kähler moduli: $T_b = \tau_b + ic_b$ and $T_s = \tau_s + ic_s$ with $\tau_b \gg \tau_s$. The Calabi-Yau volume takes the Swiss-Cheese form:

$$\mathcal{V} = \tau_b^{3/2} - \tau_s^{3/2}. \quad (3.9)$$

The modulus which plays the role of the inflaton will still be τ_b , and so its canonical normalisation is given by (3.8). However, in this setup the visible sector can be realised in three different ways:

- i) The visible sector lives on a stack of D7-branes wrapping τ_b (for an explicit Calabi-Yau construction see [15]). As explained above, in this case \mathcal{V} has to be of order 100 for phenomenological reasons and the SUSY scale is very high.
- ii) The visible sector lives on a stack of D7-branes wrapping τ_s (see again [15] for an explicit model). Given that the visible sector gauge coupling is now independent on τ_b since $\alpha_{\text{vis}}^{-1} = \tau_s$, the volume can take large values. A particularly interesting value is $\mathcal{V} \simeq 10^{14}$ which leads to TeV-scale soft terms, as in standard non-sequestered LVS models.
- iii) The visible sector is localised on D3-branes at singularities (see [16] for explicit global dS models) obtained by collapsing a blow-up mode to zero size due to D-term stabilisation. Since the gauge kinetic function of D3-branes is given by S , \mathcal{V} can take large values. Due to sequestering effects, in this case TeV-scale superpartners require $\mathcal{V} \simeq 10^7$.

3.2.1 α' corrections

If $W_0 \neq 0$, the no-scale structure is broken by α'^3 -corrections which show up in the Kähler potential in the following way [17]:

$$K \supset -2 \ln \left(\mathcal{V} + \frac{\hat{\xi}}{2} \right) \simeq -2 \ln \mathcal{V} - \frac{\hat{\xi}}{\mathcal{V}} \quad \Rightarrow \quad K_{\alpha'} = -\frac{\hat{\xi}}{\mathcal{V}}, \quad (3.10)$$

where $\hat{\xi} = \xi s^{3/2}$. Note that this correction causes a mixing between the Kähler moduli and the dilaton which produces a small shift in the dilaton VEV of order $D_S W_0(U, S) \sim \mathcal{O}(\mathcal{V}^{-1})$. The contribution of this α' correction to the scalar potential looks like:

$$V = e^K \left(K^{T_b \bar{T}_b} D_{T_b} W D_{\bar{T}_b} \bar{W} - 3|W|^2 \right) \supset V_0 e^{-\sqrt{\frac{27}{2}}\Phi} \equiv V_{\alpha'}, \quad (3.11)$$

where we have defined:

$$V_0 = \frac{g_s}{8\pi} \frac{3\hat{\xi}|W_0|^2}{4}. \quad (3.12)$$

V_0 is a free parameter which can be tuned to get inflection point inflation with the right COBE normalisation and a large volume minimum.

3.2.2 Non-perturbative effects

Given that non-perturbative effects are exponentially suppressed, they tend to give rise to negligible contributions to the scalar potential. However, in the two moduli case, T_s -dependent non-perturbative effects could lead to potentially large contributions. In this case the superpotential becomes [18]:

$$W = W_0 + A_s(U, S) e^{-a_s T_s}, \quad (3.13)$$

where $A_s(U, S)$ is an unknown function of the dilaton and the U -moduli. Given that these moduli have already been stabilised at leading order, A_s can be considered as an $\mathcal{O}(1)$ constant. The parameter a_s is given by $a_s = 2\pi/N$, where N is the number of D-branes wrapping the small cycle where the non-perturbative effect is generated.

The new effect in (3.13) breaks the no-scale structure by producing two terms in the scalar potential which allow to stabilise the Kähler moduli by competing with the α'^3 effect (3.11). This stabilisation mechanism is at the basis of the so-called Large Volume Scenario [19]. Given that τ_s turns out to be much heavier than τ_b , it can be integrated out in order to get effectively a scalar potential which depends only on τ_b .

The LVS potential takes the form:

$$V = \frac{g_s}{8\pi} \left(\frac{8a_s^2 A_s^2 \sqrt{\tau_s} e^{-2a_s \tau_s}}{3\mathcal{V}} - \frac{4W_0 a_s A_s \tau_s e^{-a_s \tau_s}}{\mathcal{V}^2} + \frac{3\hat{\xi} W_0^2}{4\mathcal{V}^3} \right). \quad (3.14)$$

Minimising with respect to τ_s , we get at leading order in the $a_s \tau_s \sim \ln \mathcal{V}$ expansion:

$$e^{-a_s \tau_s} \simeq \frac{3W_0 \sqrt{\tau_s}}{4a_s A_s \mathcal{V}}. \quad (3.15)$$

Plugging this expression into (3.14) we get an effective potential which depends only on the volume \mathcal{V} :

$$V = \frac{V_0}{\mathcal{V}^3} \left[1 - \frac{2}{\hat{\xi} a_s^{3/2}} (\ln \mathcal{V})^{3/2} \right]. \quad (3.16)$$

The first term in (3.16) is just the α' correction (3.11) whereas the second term leads to a new non-perturbative contribution to the scalar potential:

$$V_{\text{np}} = -\kappa_{\text{np}} V_0 \Phi^{3/2} e^{-\sqrt{\frac{27}{2}} \Phi} \quad \text{with} \quad \kappa_{\text{np}} = \frac{2}{\hat{\xi}} \left(\frac{3}{8\pi^2} \right)^{3/4} (g_s N)^{3/2}. \quad (3.17)$$

Note that κ_{np} is another parameter that can be tuned to get inflection point inflation with the right COBE normalisation and number of e-foldings.

3.2.3 Higher derivative α' corrections

Additional contributions to the scalar potential from higher derivative corrections to the 10D action have been computed in [20]. These corrections have the same higher dimensional origin as the α'^3 -term (3.11). Both stem from the $\alpha'^3 \mathcal{R}^4$ contribution to the in 10D type IIB action. The effect of these four derivative corrections is to modify the equations of

motion of the auxiliary fields (F-terms) thereby giving rise to corrections to the kinetic terms, new quartic derivative couplings and more importantly new contributions to the scalar potential. These F^4 corrections depend on the Calabi-Yau topology and take the generic form:

$$V_{F^4} = -\frac{\hat{\lambda}|W_0|^4}{\mathcal{V}^4}\Pi_i t^i, \quad (3.18)$$

where Π_i are topological integers defined as:

$$\Pi_i = \int_X c_2 \wedge \hat{D}_i, \quad (3.19)$$

with c_2 the second Chern class of the Calabi-Yau X and \hat{D}_i is a basis of harmonic $(1,1)$ -forms allowing for the usual expansion of the Kähler form J as:

$$J = \sum_{i=1}^{h_{1,1}} t_i \hat{D}_i, \quad (3.20)$$

with t^i being 2-cycle volumes. The parameter $\hat{\lambda}$ is expected to be of order $\hat{\xi}/\chi(X)$, with $\chi(X)$ being the Calabi-Yau Euler number. For model building purposes, we will take it to be a real negative constant.

Depending on the details of the compactification space, these new terms can take different forms, yielding contributions to the scalar potential that scale differently with the overall volume. In the simplest single Kähler modulus case where $t_b = \sqrt{\tau_b} \simeq \mathcal{V}^{1/3}$, the correction (3.18) takes the form:

$$V_{F^4} = \frac{\kappa_{F^4} V_0}{\mathcal{V}^{11/3}} = \kappa_{F^4} V_0 e^{-\frac{11}{\sqrt{6}}\Phi}, \quad (3.21)$$

where we defined:

$$\kappa_{F^4} \equiv -\hat{\lambda}\Pi_b \frac{|W_0|^4}{V_0}. \quad (3.22)$$

The form of these corrections for the two moduli case can be derived by focusing on the $\mathbb{CP}^4_{[1,1,1,6,9]}$ case where the volume can be written in terms of the 2-cycle volumes t_1 and t_5 as [21]:

$$\mathcal{V} = \frac{1}{6}(3t_1^2 t_5 + 18t_1 t_5^2 + 26t_5^3), \quad (3.23)$$

implying that the 4-cycles are given by:

$$\tau_1 = \frac{\partial \mathcal{V}}{\partial t_1} = t_5(t_1 + 3t_5) \quad \text{and} \quad \tau_5 = \frac{\partial \mathcal{V}}{\partial t_5} = \frac{1}{2}(t_1 + 6t_5)^2. \quad (3.24)$$

One can define τ_4 as the linear combination:

$$\tau_4 = \tau_5 - 6\tau_1 = \frac{t_1^2}{2} \quad \Rightarrow \quad t_1 = \sqrt{2\tau_4}. \quad (3.25)$$

Plugging t_1 back into the expression for τ_5 , solving the equation for t_5 and requiring that $t_5 > 0$ when $\tau_5 \gg \tau_4$ we get:

$$t_5 = \frac{1}{3\sqrt{2}}(\sqrt{\tau_5} - \sqrt{\tau_4}), \quad (3.26)$$

from which it can be inferred that the volume has the form:

$$\mathcal{V} = \frac{1}{9\sqrt{2}} \left(\tau_b^{3/2} - \tau_s^{3/2} \right), \quad (3.27)$$

where we identified $\tau_5 \equiv \tau_b$ and $\tau_4 \equiv \tau_s$. Thus the α' -correction of (3.18) becomes:

$$V_{F^4} \simeq V_0 \left(\frac{\kappa_{F^4(b)}}{\mathcal{V}^{11/3}} + \frac{\kappa_{F^4(s)} \sqrt{\tau_s}}{\mathcal{V}^4} \right), \quad (3.28)$$

where:

$$\kappa_{F^4(b)} = -\hat{\lambda} \Pi_5 \frac{|W_0|^4}{6^{1/3} V_0} \quad \text{and} \quad \kappa_{F^4(s)} = -\hat{\lambda} \sqrt{2} \left(\Pi_4 - \frac{\Pi_5}{6} \right) \frac{|W_0|^4}{V_0}. \quad (3.29)$$

3.2.4 String loop corrections

The tree-level Kähler potential (3.1), in addition to α' corrections, can also receive corrections due to string loops. These are encoded into two contributions to the Kähler potential, accounting for the exchange of Kaluza-Klein and winding modes [22]:

$$K_{g_s}^{KK} = g_s \sum_{i=1}^{h_{1,1}} \frac{c_i (a_{ij} t^j)}{\mathcal{V}} \quad \text{and} \quad K_{g_s}^W = \sum_{i=1}^{h_{1,1}} \frac{d_i (a_{ij} t^j)^{-1}}{\mathcal{V}}, \quad (3.30)$$

where c_i and d_i are unknown constants while a_{ij} are combinatorial factors. The final contribution to the scalar potential can be written as:

$$V_{g_s} = \sum_{i=1}^{h_{1,1}} \frac{|W_0|^2}{\mathcal{V}^2} \left(g_s^2 c_i^2 \frac{\partial^2 K_{\text{tree}}}{\partial \tau_i^2} - 2 K_{g_s}^W \right). \quad (3.31)$$

Noting that $\partial^2 K_{\text{tree}} / \partial \tau_b^2 = 3/(4\tau_b^2)$, it turns out that in both scenarios the leading order string loop correction looks like:

$$V_{g_s} = \frac{\kappa_{g_s} V_0}{\mathcal{V}^{10/3}} = \kappa_{g_s} V_0 e^{-\frac{10}{\sqrt{6}} \Phi}, \quad (3.32)$$

where κ_{g_s} is a real tunable number.

3.2.5 Anti D3-branes

Anti D3-branes yield a positive contribution to the scalar potential which in general provides a viable mechanism to realise a dS minimum. More precisely, the introduction of anti D3-branes in the compactification produces a term in the scalar potential of the form [18]:

$$V_{\overline{D3}} = \frac{\kappa_{\overline{D3}} V_0}{\mathcal{V}^2} = \kappa_{\overline{D3}} V_0 e^{-\sqrt{6} \Phi}, \quad (3.33)$$

where $\kappa_{\overline{D3}}$ is a positive real number which can be tuned to realise inflection point inflation with viable post-inflationary physics.

3.2.6 Charged hidden matter fields

The possible presence on the big cycle of a hidden sector with matter fields ϕ charged under an anomalous $U(1)$ leads to the generation of moduli-dependent Fayet-Iliopoulos (FI) terms. The corresponding D-term potential reads:

$$V_D = \frac{1}{2\text{Re}(f_b)} (q_\phi |\phi|^2 - \xi_b)^2, \quad (3.34)$$

where $f_b = T_b$ and q_ϕ is the $U(1)$ -charge of ϕ while the FI-term is given by:

$$\xi_b = -\frac{q_b}{4\pi} \frac{\partial K_{\text{tree}}}{\partial T_b} = \frac{3q_b}{8\pi} \frac{1}{\mathcal{V}^{2/3}}, \quad (3.35)$$

where q_b the $U(1)$ -charge of T_b . Since supersymmetry breaking effects generate a mass for ϕ of order the gravitino mass, the total scalar potential becomes:

$$V = V_D + cm_{3/2}^2 |\phi|^2 + \mathcal{O}(\mathcal{V}^{-3}), \quad (3.36)$$

where c is an $\mathcal{O}(1)$ coefficient which can be positive or negative depending on hidden sector model building details. Integrating out ϕ leads to a new contribution which has been used to obtain dS vacua and takes the form [16]:

$$V_{\text{hid}} = \frac{\kappa_{\text{hid}} V_0}{\mathcal{V}^{8/3}} = \kappa_{\text{hid}} V_0 e^{-\frac{8}{\sqrt{6}}\Phi}, \quad (3.37)$$

where $\kappa_{\text{hid}} = \frac{3cq_b W_0^2}{16\pi q_\phi V_0}$ is a tunable coefficient.²

3.2.7 Total scalar potential

The total scalar potential that we shall consider can in general be written as:

$$V_{\text{tot}} = V_{\alpha'} + V_{\text{np}} + V_{F^4} + V_{g_s} + V_{\overline{D3}} + V_{\text{hid}}, \quad (3.38)$$

where $V_{\alpha'}$ is the universal α' correction (3.11), V_{np} is the non-perturbative generated potential (3.17) which is non-negligible only in the two moduli case, V_{F^4} are the higher derivative effects (3.21) and (3.28), V_{g_s} is the string loop potential (3.32), $V_{\overline{D3}}$ is the contribution (3.33) from anti D3-branes and V_{hid} is the potential (3.37) generated by the F-terms of charged hidden matter fields.

Let us now add all these different contributions to the total scalar potential for the single modulus and the two moduli cases separately:

a) *Single modulus case*

In this simple model with only a single Kähler modulus, the generic expression for the scalar potential is:

$$V(\Phi) = V_0 \left(e^{-\sqrt{\frac{27}{2}}\Phi} + \kappa_{g_s} e^{-\frac{10}{\sqrt{6}}\Phi} + \kappa_{F^4} e^{-\frac{11}{\sqrt{6}}\Phi} + \kappa_{\overline{D3}} e^{-\sqrt{6}\Phi} + \kappa_{\text{hid}} e^{-\frac{8}{\sqrt{6}}\Phi} \right). \quad (3.39)$$

²Note that q_b and q_ϕ must have the same sign otherwise the minimum for $|\phi|$ would be at zero.

In this setup the post-inflationary dS minimum is generated by the interplay between the universal α^3 term and the two terms proportional to $\kappa_{\overline{D3}}$ and κ_{hid} , with the inflationary inflection point arising at smaller volumes in a region where the first three terms in (3.39) are comparable in size.

b) *Two moduli case*

In the two moduli case, the total scalar potential (3.38) contains at least six terms. However, as we shall see in the next section, we need just five tunable parameters in order to get inflection point inflation. We shall therefore neglect the last term in (3.38) which might be removed by a model building choice. We stress that this choice does not affect our final results. In fact, if instead we neglected $V_{\overline{D3}}$ in (3.38), we would obtain qualitatively the same results. Thus in this case the total inflationary potential becomes:

$$V(\Phi) = V_0 \left[\left(1 - \kappa_{\text{np}} \Phi^{3/2}\right) e^{-\sqrt{\frac{27}{2}}\Phi} + \kappa_{g_s} e^{-\frac{10}{\sqrt{6}}\Phi} + \kappa_{F_{(b)}^4} e^{-\frac{11}{\sqrt{6}}\Phi} + \kappa_{\overline{D3}} e^{-\sqrt{6}\Phi} \right]. \quad (3.40)$$

Here we are including only the leading term of the higher derivatives corrections (3.28) which is proportional to $\kappa_{F_{(b)}^4}$. Hence we are assuming that the term proportional to $\kappa_{F_{(s)}^4}$ is either very suppressed (a natural possibility given its volume scaling) or exactly vanishing.

4 Single field dynamics

In this section we study the effective single field inflationary dynamics for both the single modulus and the two moduli case. A deeper analysis of the effect of the heavy field for the two moduli case will be performed in Sec. 5. In order to obtain a phenomenologically viable model, we should require that:

1. There is an inflection point at Φ_{ip} .
2. The potential is such that the COBE normalisation is satisfied and the number of e-foldings is $N_e \simeq 60$.
3. There is de Sitter minimum at large volumes at Φ_{min} .

As we will see below, these requirements translate into five conditions on the scalar potential, and so we need five tunable free parameters.

4.1 Analytical discussion

As a first step, let us discuss the strategy used to determine the free parameters in (3.39) and (3.40) in order to get inflection point inflation. The position of the inflection point Φ_{ip} and the minimum Φ_{min} can be chosen independently with the only constraint (apart from $\Phi_{\text{min}} > \Phi_{\text{ip}}$) being:

$$\mathcal{V}_{\text{ip}} = e^{\sqrt{\frac{3}{2}}\Phi_{\text{ip}}} \gtrsim 10^3 \quad \Leftrightarrow \quad \Phi_{\text{ip}} \gtrsim 5, \quad (4.1)$$

in order to trust the effective field theory during inflation.

Once Φ_{ip} and Φ_{min} are chosen, we impose that the scalar potential actually produces an inflection point and the late time minimum at the desired positions. This can be done by scanning over flux parameters, intersections numbers and gauge groups so that the following constraints are satisfied:

- *Inflection point*

$$(1) \quad V''|_{\Phi=\Phi_{\text{ip}}} = 0 \quad (4.2)$$

$$(2) \quad V' \cdot V'''|_{\Phi=\Phi_{\text{ip}}} = \frac{2\pi^2 V^2}{(170)^2} \Big|_{\Phi=\Phi_{\text{ip}}} \quad (4.3)$$

- *Late time minimum*

$$(3) \quad V'|_{\Phi=\Phi_{\text{min}}} = 0 \quad (4.4)$$

$$(4) \quad V|_{\Phi=\Phi_{\text{min}}} = 0 \quad (4.5)$$

The first two conditions produce an inflection point at Φ_{ip} with the right slope to yield a scalar spectral tilt around $n_s = 0.96$, while the last two conditions imply the existence of a Minkowski minimum at Φ_{min} . These conditions are invariant under a rescaling of V_0 in (3.39) and (3.40) since it is just an overall multiplicative factor in the scalar potential. V_0 is instead fixed by the requirement of obtaining the right COBE normalisation given by (2.11) which can also be rewritten as:

$$(5) \quad \Delta^2 = \frac{1}{24\pi^2} \frac{V}{\epsilon} \Big|_{\Phi=\Phi_*} \simeq \frac{1}{12\pi^2} \frac{V^3}{(V')^2} \Big|_{\Phi=\Phi_{\text{ip}}} \simeq 2.4 \cdot 10^{-9}. \quad (4.6)$$

Given the definition of V_0 in (3.12), condition (5) can be seen as a constraint on the magnitude of the flux superpotential W_0 which in type IIB string compactifications naturally lies in the range $[0.1, 100]$. We will show now how additional constraints on Φ_{ip} arise from combining this naturalness criterion with the requirement of low-energy supersymmetry. In fact we shall carefully choose Φ_{ip} so that the COBE normalisation fixes W_0 in the natural range mentioned above. Fixing W_0 through the condition (5) sets also the energy scale of the soft terms. Here we distinguish between two possibilities:

- *Non-sequestered models:* If the cycle supporting the visible sector is stabilised in geometric regime, the soft terms are of order the gravitino mass:

$$M_{\text{soft}} \simeq m_{3/2} \simeq \sqrt{\frac{g_s}{8\pi}} \frac{W_0}{\mathcal{V}_{\text{min}}}. \quad (4.7)$$

This is usually referred to as the non-sequestered case which for $W_0 \sim 1$ leads to TeV-scale supersymmetry only for values of the volume as large as $\mathcal{V} \sim 10^{14}$. This is possible for the two moduli case where the value of the visible sector coupling does not depend on \mathcal{V} . In the single modulus case, since $\alpha_{\text{vis}}^{-1} = \mathcal{V}^{2/3}$, the volume has to be of order 100, resulting necessarily in a high-scale SUSY scenario.

- *Sequestered models*: If the visible sector modulus is fixed in the singular regime, the soft terms can be very suppressed with respect to the gravitino mass:

$$M_{\text{soft}} \simeq \frac{m_{3/2}}{\mathcal{V}} \simeq \sqrt{\frac{g_s}{8\pi}} \frac{W_0}{\mathcal{V}_{\text{min}}^2}. \quad (4.8)$$

This is usually referred to as the sequestered scenario which for $W_0 \sim 1$ leads to low-energy supersymmetry only for $\mathcal{V} \sim 10^7$. In these sequestered models supersymmetry is broken in the bulk of the extra-dimensions while the visible sector lives on branes localised at a singularity. Given that in this case the visible sector coupling is set by the dilaton, this scenario can be realised both in the single and in the two moduli case.

The magnitude of the flux superpotential that satisfies condition (5) for a generic inflection point Φ_{ip} can be estimated by noting that at horizon exit $\epsilon \sim 10^{-10}$ and there is a percent level cancellation between the three dominant terms. This implies that at the inflection point $V \sim 0.01 V_0 e^{-\sqrt{27/2}\Phi_{\text{ip}}}$, and so the Hubble scale can be estimated as:

$$H = \sqrt{\frac{V_{\text{ip}}}{3M_P^2}} \simeq \frac{1}{10\sqrt{3}} \frac{\sqrt{V_0 M_P^2}}{\mathcal{V}_{\text{ip}}^{3/2}} = \sqrt{\frac{\xi}{2\pi g_s^{1/2}}} \frac{W_0 M_P}{40\mathcal{V}_{\text{ip}}^{3/2}}, \quad (4.9)$$

where we used (3.12) and we restored the correct dependence on the Planck mass M_P . Using the same argument we can also estimate the amplitude of the scalar perturbations in (2.11) as:

$$\left. \frac{1}{24\pi^2} \frac{V}{\epsilon} \right|_{\Phi=\Phi_*} \simeq \frac{1}{24\pi^2} \frac{0.01 V_0 e^{-\sqrt{27/2}\Phi_{\text{ip}}}}{10^{-10}} \simeq 2.4 \times 10^{-9}, \quad (4.10)$$

which yields:

$$W_0^2 \simeq 7.58 \times 10^{-15} 8\pi\sqrt{g_s} e^{\sqrt{27/2}\Phi_{\text{ip}}}. \quad (4.11)$$

Assuming $g_s \simeq 0.1$, we conclude that only inflection points in the range $\Phi_{\text{ip}} \in [6, 10]$ are compatible with natural values of W_0 .

We can take these simple estimates further and for each Φ_{ip} obeying (4.11) find the position of the late time minimum Φ_{min} that gives rise to TeV-scale soft masses in both sequestered and non-sequestered scenarios. For the sequestered case we have:

$$\frac{g_s}{8\pi} W_0^2 e^{-2\sqrt{6}\Phi_{\text{min}}} \simeq 10^{-30}, \quad (4.12)$$

which by using (4.11) becomes:

$$\Phi_{\text{min}} \simeq 6.76 + \frac{3}{4}\Phi_{\text{ip}}. \quad (4.13)$$

A similar estimate for the non-sequestered case yields:

$$\Phi_{\text{min}} \simeq 13.51 + \frac{3}{2}\Phi_{\text{ip}}. \quad (4.14)$$

Hence we see that the distance between the inflection point and the minimum in the non-sequestered case is exactly twice the corresponding distance in the sequestered setup. The

factor of two descends directly from the extra volume suppression of (4.8) when compared with (4.7). In both cases the combination of the observational constraint on the amplitude of the density perturbations, the theoretical bias on natural values of W_0 and the requirement of TeV-scale soft terms conspire to fix the distance between the inflationary inflection point and the late-time minimum.

Tables 1 and 2 illustrate some reference values obtained using (4.11) to fix the inflection point for different values of W_0 , and then (4.14) and (4.13) to get the late-time minimum in the non-sequestered (Tab. 1) and sequestered (Tab. 2) scenarios respectively.

W_0	Φ_{ip}	\mathcal{V}_{ip}	Φ_{min}	\mathcal{V}_{min}
0.1	7.03	5.5×10^3	24.06	6.3×10^{12}
1	8.29	2.5×10^4	25.94	6.3×10^{13}
10	9.54	1.2×10^5	27.82	6.3×10^{14}
100	10.79	5.5×10^5	29.70	6.3×10^{15}

Table 1: Positions of the inflection point and the late-time minimum for the non-sequestered case obtained by requiring a correct COBE normalisation and low-energy supersymmetry for natural values of W_0 and setting $g_s = 0.1$.

W_0	Φ_{ip}	\mathcal{V}_{ip}	Φ_{min}	\mathcal{V}_{min}
0.1	7.03	5.5×10^3	12.03	2.5×10^6
1	8.29	2.5×10^4	12.97	7.9×10^6
10	9.54	1.2×10^5	13.91	2.5×10^7
100	10.79	5.5×10^5	14.85	7.9×10^7

Table 2: Positions of the inflection point and the late-time minimum for the sequestered case obtained by requiring a correct COBE normalisation and low-energy supersymmetry for natural values of W_0 and setting $g_s = 0.1$.

Using the values listed in Tab. 1 and 2 to estimate the Hubble scale as in (4.9) we get $H \simeq 10^{10}$ GeV which corresponds to an inflationary scale of order 10^{14} GeV. This result can also be obtained numerically using the more precise values listed in the next section.

Let us comment on the consistency of our effective field theory approach. As derived in [23], the superspace derivative expansion is under control if $m_{3/2} \ll M_{\text{KK}}$ which translates into the bound:

$$\delta \equiv \sqrt{\frac{g_s}{2}} \frac{W_0}{\mathcal{V}^{1/3}} \ll 1. \quad (4.15)$$

This bound is satisfied in each case of Tab. 1 and 2 both around the inflection point and the late-time minimum. In fact, considering just the region around the inflection point (\mathcal{V} becomes larger around the minimum and so this bound is stronger during inflation) and setting $g_s = 0.1$, we have: $\delta \simeq 10^{-3}$ for $W_0 = 0.1$, $\delta \simeq 10^{-2}$ for $W_0 = 1$, $\delta \simeq 5 \cdot 10^{-2}$ for $W_0 = 10$ and $\delta \simeq 0.1$ for $W_0 = 100$. Thus the superspace derivative expansion is under

control, and so higher derivative α' corrections should naturally be suppressed. Therefore, as we shall show in the next section, we have to tune the coefficient of the F^4 α' terms (3.21) and (3.28) to large values. However the fact that the expansion parameter δ turns out to be small, allows us to neglect further higher derivative corrections in a consistent way.

4.2 Numerical results

In this section we present a detailed numerical study of inflection point volume inflation. We start by focusing on the non-sequestered single modulus case with high-scale SUSY. In this case the late-time minimum is bound to be of order 100, so that the evolution of the canonically normalised field Φ is very limited. Nevertheless, as shown in Fig. 1, it is possible to get an inflection point and a late-time minimum at the desired values. The scalar potential is plotted in Fig. 1. We require $\Phi_{\text{ip}} = 3.5$ and $\Phi_{\text{min}} = 4.2$, corresponding respectively to values of the volume $\mathcal{V}_{\text{ip}} \simeq 72$ and $\mathcal{V}_{\text{min}} \simeq 171$. These values are clearly too small to trust the effective field theory approach. However we shall still present the numerical results for this case for illustrative purposes, and shall focus later on cases with low-energy supersymmetry where the volume during and after inflation is larger and the supergravity effective theory is under much better control.

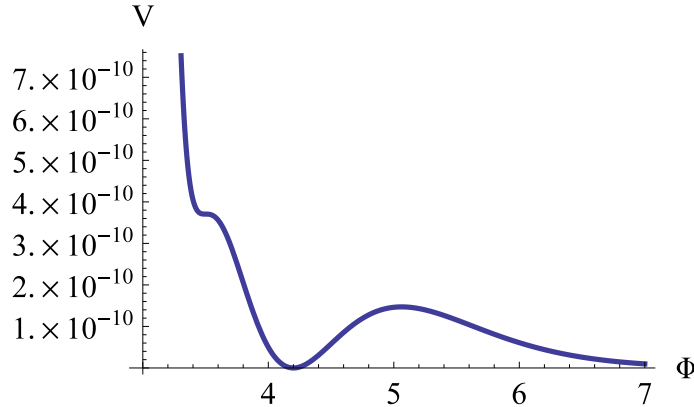


Figure 1: Scalar potential obtained requiring $\Phi_{\text{ip}} = 3.5$ and $\Phi_{\text{min}} = 4.2$ in the single modulus case with the visible sector on D7-branes wrapping the volume cycle.

In this example it is possible to reproduce the correct value of the spectral index, as a consequence of the condition (4.3). We list in Tab. 3 the numerical results obtained for different positions of the inflection point and the late-time minimum for which we get always $n_s \simeq 0.96$.

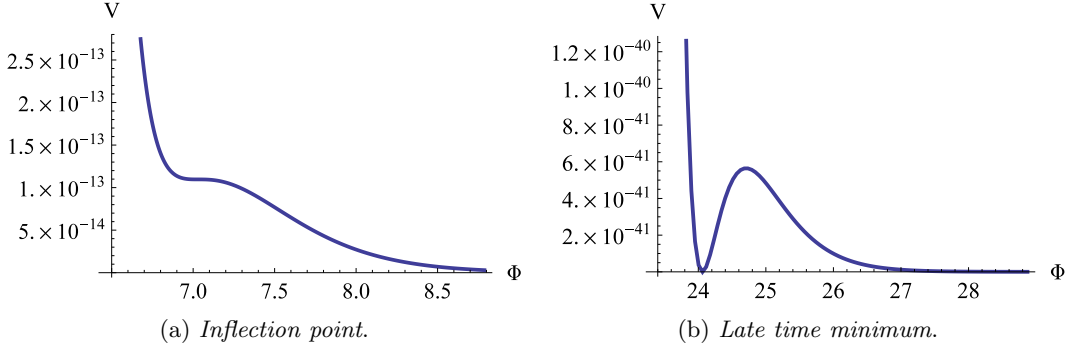


Figure 2: Scalar potential for non-sequestered models with TeV-scale supersymmetry obtained requiring $\Phi_{\text{ip}} = 7.03$ and $\Phi_{\text{min}} = 24.06$.

Φ_{ip}	Φ_{min}	W_0	κ_{g_s}	κ_{F^4}	$\kappa_{\overline{D3}}$	κ_{hid}	$\Delta\Phi/M_{\text{P}}$
2.5	3.8	3×10^{-5}	-2.55	2.26	1.05×10^{-3}	-0.14	0.21
3	4	8×10^{-5}	-2.98	3.11	7.09×10^{-4}	-0.12	0.17
3.5	4.2	2×10^{-4}	-3.48	4.28	4.71×10^{-4}	-0.10	0.12

Table 3: Numerical results for the coefficients of the scalar potential for the single modulus case with the visible sector on D7-branes wrapping the volume cycle.

$\Delta\Phi$ is the field excursion of the canonically normalised volume modulus Φ between horizon exit and the end of inflation. Since $\Delta\Phi \sim 0.1M_{\text{P}}$ we are clearly dealing with a small field inflationary model. Thus the tensor-to-scalar ratio is of order $r \simeq 10^{-10}$. The values of W_0 reported in Tab. 3 are the numerical results which satisfy the COBE normalisation. The corresponding Hubble scale in each case is $H \simeq 10^9$ GeV which translates into an inflationary scale around 10^{14} GeV.

We now turn to study the two more interesting sequestered and non-sequestered cases with larger values of the volume and TeV-scale supersymmetry. Since in both cases the shape of the scalar potential is always qualitatively the same around the inflection point and the late-time minimum, we plot it in Fig. 2 just for the non-sequestered case.

The numerical results listed below are obtained by requiring that the inflection point and the late-time minimum are those given in Tab. 1 and 2 where we required natural values of W_0 and low-energy supersymmetry in both non-sequestered and sequestered cases. The tensor-to-scalar ratio turns out to be always of order $r \simeq 10^{-9}$. In the following tables the only inputs are Φ_{ip} and Φ_{min} , while W_0 , κ_{g_s} , κ_{F^4} (or $\kappa_{F^4_{(b)}}$), κ_{hid} , $\kappa_{\overline{D3}}$ and κ_{np} are the numerical outputs obtained by solving (4.2) and (4.5). As a consequence of the condition (4.3), the value of the spectral index is $n_s \simeq 0.967$ in each of the cases listed below.

- *Single modulus case:*

Let us start with the simplest single modulus case of (3.39). The numerical results relative to the non-sequestered case with low-energy SUSY are listed in Tab. 4 while

those relative to the sequestered case are listed in Tab. 5:

Φ_{ip}	Φ_{min}	W_0	κ_{g_s}	κ_{F^4}	$\kappa_{\overline{D3}}$	κ_{hid}	$\Delta\Phi/M_{\text{P}}$
7.03	24.06	0.06	-31.68	253.85	7.94×10^{-14}	-8.11×10^{-5}	0.42
8.29	25.94	0.6	-53.02	710.59	7.93×10^{-15}	-3.76×10^{-5}	0.42
9.54	27.82	6.2	-88.35	1972.74	7.94×10^{-16}	-1.74×10^{-5}	0.42
10.79	29.70	62.1	-147.21	5476.08	7.94×10^{-17}	-8.12×10^{-6}	0.42

Table 4: Numerical results for the coefficients of the scalar potential for the non-sequestered single modulus case with TeV-scale supersymmetry.

Φ_{ip}	Φ_{min}	W_0	κ_{g_s}	κ_{F^4}	$\kappa_{\overline{D3}}$	κ_{hid}	$\Delta\Phi/M_{\text{P}}$
7.03	12.03	0.07	-25.46	187.38	1.30×10^{-7}	-8.47×10^{-3}	0.39
8.29	12.97	0.79	-41.50	504.98	3.92×10^{-8}	-5.59×10^{-3}	0.38
9.54	13.91	8.14	-67.27	1346.28	1.17×10^{-8}	-3.68×10^{-3}	0.38
10.79	14.85	83.6	-108.80	3575.02	3.48×10^{-9}	-2.42×10^{-3}	0.37

Table 5: Numerical results for the coefficients of the scalar potential for the sequestered single modulus case with TeV-scale supersymmetry.

- *Two moduli case:*

Now we turn to the two moduli setup of (3.40). The results for the non-sequestered case are listed in Tab. 6 while the results for the sequestered case are presented in Tab. 7.

Φ_{ip}	Φ_{min}	W_0	κ_{g_s}	$\kappa_{F^4_{(\text{b})}}$	$\kappa_{\overline{D3}}$	κ_{np}	$\Delta\Phi/M_{\text{P}}$
7.03	24.06	0.07	-25.42	193.01	8.46×10^{-15}	8.91×10^{-3}	0.41
8.29	25.94	0.75	-41.34	525.04	7.83×10^{-16}	7.93×10^{-3}	0.41
9.54	27.82	7.55	-67.16	1421.51	7.29×10^{-17}	7.12×10^{-3}	0.41
10.79	29.70	75.8	-109.33	3858.01	6.82×10^{-18}	6.43×10^{-3}	0.41

Table 6: Numerical results for the coefficients of the scalar potential for the non-sequestered two moduli case with TeV-scale supersymmetry.

Φ_{ip}	Φ_{min}	W_0	κ_{g_s}	$\kappa_{F^4_{(b)}}$	$\kappa_{\overline{D3}}$	κ_{np}	$\Delta\Phi/M_{\text{P}}$
7.03	12.03	0.12	-15.55	97.00	2.48×10^{-8}	2.28×10^{-2}	0.38
8.29	12.97	1.27	-23.17	236.06	6.86×10^{-9}	2.02×10^{-3}	0.37
9.54	13.91	13.7	-34.53	572.48	1.89×10^{-9}	1.80×10^{-2}	0.37
10.79	14.85	147.9	-51.58	1390.83	5.25×10^{-10}	1.62×10^{-2}	0.36

Table 7: Numerical results for the coefficients of the scalar potential in the sequestered two moduli case with TeV-scale supersymmetry.

Two important observations can be inferred from the values of the coefficients listed in Tab. 4, 5, 6 and 7. The first one is that κ_{g_s} and κ_{hid} are always required to be negative. In our models the negative sign of κ_{g_s} can be obtained by the interplay of the two terms in (3.31) while the sign of κ_{hid} depends on hidden sector model building details. Moreover the presence of the inflection point is highly sensitive to small variations of the coefficients in Tab. 4, 5, 6 and 7. Thus in order to accurately reproduce the shape of the scalar potential in each case, it is necessary to tune the coefficients to a much higher level of precision than that reported in the Tables.

5 Two field dynamics

Up to this point we have dealt exclusively with the single field limit, implicitly assuming that all other moduli, like the axio-dilaton, the complex structure moduli and additional Kähler moduli, are heavier than the Hubble scale during inflation. While this may be arranged for in the single Kähler modulus case, it is certainly not true for the model constructed within the LVS framework. In this section we comment on various aspects of the two field dynamics of this model.

As shown in Sec. 3, the effective single field potential of (3.40) is obtained after integrating out the small blow-up modulus τ_s . This procedure is valid in the vicinity of the LVS minimum where there is a clear mass hierarchy:

$$m_{\tau_s}^2 \sim \frac{g_s}{8\pi} \frac{W_0^2}{\mathcal{V}_{\text{min}}^2} \gg \frac{g_s}{8\pi} \frac{W_0^2}{\mathcal{V}_{\text{min}}^3} \sim m_{\tau_b}^2, \quad (5.1)$$

however it fails around the inflection point where both fields are very light $m_{\tau_s}^2, m_{\tau_b}^2 \ll H^2$, implying that both will be dynamical during inflation. This is illustrated in Fig. 3.

Due to the flatness of the scalar potential along both directions, the correct way to analyse the system is by numerically solving the background field equations as done in the original work [2]. Here we will extend the aforementioned analysis by studying the sensitivity to the choice of initial conditions in a given potential and by clarifying to what extent the single field results constitute a valid approximation to the inflationary observables. The reader looking for more details of the setup is referred to [2] as we will focus only on the results obtained.

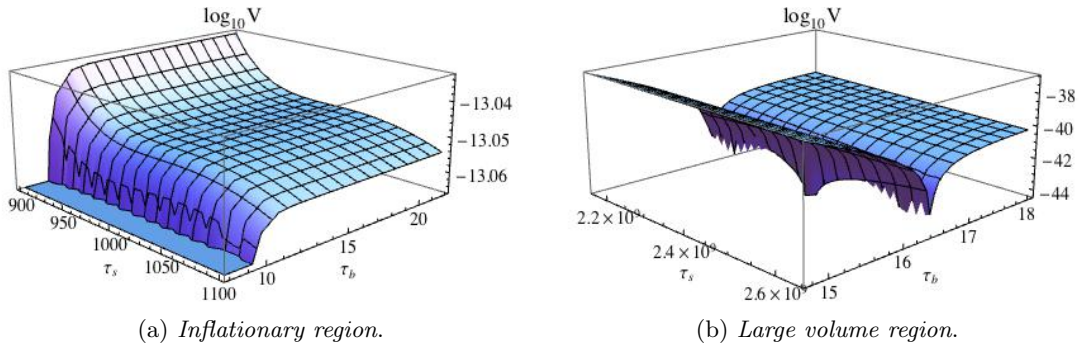


Figure 3: Scalar potential (3.40) in the inflationary region, around the tuned point $(\tau_b, \tau_s)|_{\text{ip}} = (1000, 20)$ and in the large volume region $(\tau_b, \tau_s)|_{\text{min}} = (2.4 \times 10^9, 16.4)$.

We proceed in the same spirit of the single field analysis by choosing the coefficients that induce an inflection point along the volume direction. For concreteness we choose $(\tau_b, \tau_s)|_{\text{ip}} = (1000, 20)$. We then consider a set of initial conditions around that point and numerically solve the equations of motion. In Fig. 5 we plot the solutions for the different choices of initial positions for the system. We assume throughout that the fields are released with vanishing velocities and find that the sensitivity to the initial position, that is characteristic of inflection point models, is magnified in the two field setup as perturbing the initial conditions by a small amount can lead to drastically different outcomes. Starting uphill from the inflection point tends to lead to trajectories that produce insufficient expansion. In some cases, depending on the ratio $\tau_s^{\text{ip}}/\tau_s^{\text{min}}$, some of these trajectories can lead to the collapse of the compact manifold to vanishing volume. For trajectories that start downhill from the tuned point, it is easier to obtain a viable post inflationary evolution, with the system evolving towards the LVS minimum, but the number of e-foldings decreases drastically with the distance from the tuned point. One is therefore led to the conclusion that viable inflationary trajectories are obtained only in a narrow region around τ_b^{ip} and $\tau_s \gtrsim \tau_s^{\text{ip}}$.

In what concerns inflationary observables in the two field setup one expects the projection along the inflationary trajectory (and hence the single field estimates of Sec. 4) to be a good approximation to the full result. This follows directly from the fact that the observable portion of the trajectories yielding $N_e \geq 60$, is rather straight, as can be seen by the smallness of the inverse curvature radius plotted in Fig. 5. This implies that curvature and isocurvature perturbations are essentially decoupled and that a straightforward generalisation of the single field case leads to an accurate estimate of the cosmological observables.³

³For thorough discussion of this issue in the context of a local string inflation model see [24].

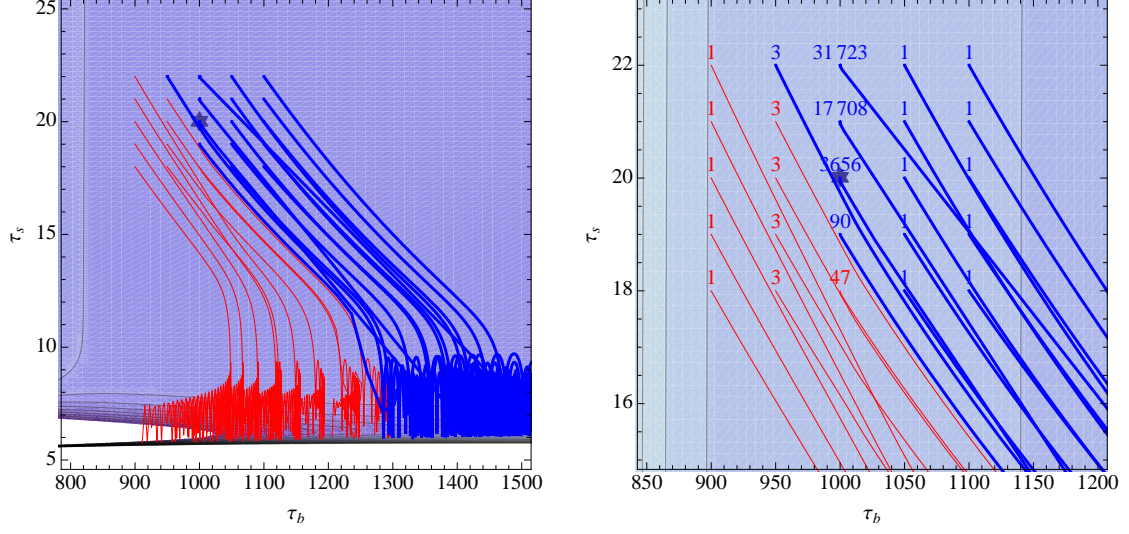


Figure 4: Trajectories around the flat inflection point at $(\tau_b, \tau_s) = (1000, 20)$ marked by the star. Blue (thicker) trajectories correspond to those evolving towards the post-inflationary large volume minimum, while the magenta (thinner) end with a collapsing volume modulus. Right: Magnification around the initial points. The numbers denote the total number of slow-roll e-foldings for each trajectory.

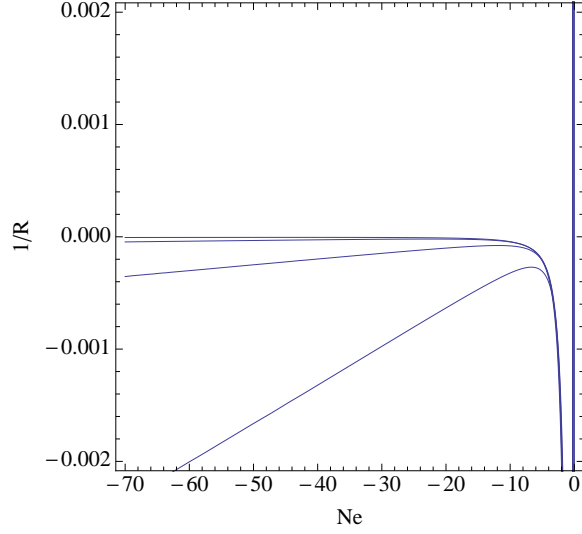


Figure 5: Inverse curvature radius for trajectories leading to $N_e > 60$.

6 Conclusions

It has long been acknowledged that there is severe tension between having simultaneously low-scale supersymmetry and high scale inflation in supergravity models. This is due to the fact that the inflationary energy density contributes to the moduli potential and will in generally tend to destabilise them.

Several mechanisms to decrease or eliminate this tension have been proposed over the

years and in this work we further develop the proposal of [2]. This particular model solves the tension between TeV-scale supersymmetry and the inflationary scale by having an evolving compactification volume between the inflationary epoch and today. Inflation is due to an inflection point in the volume direction of the scalar potential which also possesses a minimum at large volume where the modulus is supposed to sit at late-time after inflation. In order to prevent overshooting it is necessary to require that a small amount of radiation is generated after the end of inflation. The presence of this additional radiation is well justified in the two field model since it could be produced by the oscillations of the heavy modulus around its minimum while in the single field model particle production could be induced by a changing vacuum state between the end of inflation and today.

In this paper we described a possible microscopic origin of the inflationary scalar potential that allows the gravitino mass to vary after the end of inflation and at the same time features a late-time dS minimum. In particular, we provided an explicit construction where the inflationary inflection point is generated by the interplay between string loops and higher derivative α' corrections to the scalar potential. Moreover, we supplemented the LVS construction with a new model that involves only one Kähler modulus. While in the LVS two moduli model non-perturbative effects play a crucial rôle in determining the presence of both the inflection point and the late-time minimum, in the single modulus model non-perturbative effects are absent and an additional contribution arising from the F-terms of charged hidden matter is needed. For both models we analysed the relation between the value of the volume during inflation and at present with the size of the flux superpotential W_0 . We found that the distance between the inflection point and the late-time minimum is fixed by the choice of W_0 . Requiring a late-time minimum which leads to TeV-scale supersymmetry, natural values of the flux superpotential $W_0 \sim \mathcal{O}(1)$ give rise to inflection point inflation around values of the volume of order $\mathcal{V} \sim \mathcal{O}(10^5)$ which is large enough to trust the effective field theory approach.

We finally studied the full dynamics of the two field system in the LVS model and showed that, after tuning the potential such that it features the desired inflection point, there is a significant sensitivity to the choice of initial conditions. Perturbing the starting positions of the fields even by a small amount can lead to a radically different cosmological evolution. We also showed that, despite the presence of two dynamical fields, the predictions for the cosmological observables derived in the single field case are accurate since the field space trajectories are essentially straight over the last 60 e-foldings of expansion.

Acknowledgements

FM would like to thank the Instituto de Fisica Teorica (IFT UAM-CSIC) in Madrid for its support via the Centro de Excelencia Severo Ochoa Programme under Grant SEV-2012-0249. This work has been supported by the ERC Advanced Grant SPLE under contract ERC-2012-ADG-20120216-320421, by the grant FPA2012-32828 from the MINECO, and the grant SEV-2012-0249 of the *Centro de Excelencia Severo Ochoa* Programme.

References

- [1] R. Kallosh and A. D. Linde, “Landscape, the scale of SUSY breaking, and inflation,” JHEP **0412** (2004) 004 [hep-th/0411011].
- [2] J. P. Conlon, R. Kallosh, A. D. Linde and F. Quevedo, “Volume Modulus Inflation and the Gravitino Mass Problem,” JCAP **0809** (2008) 011 [arXiv:0806.0809 [hep-th]].
- [3] T. He, S. Kachru and A. Westphal, “Gravity waves and the LHC: Towards high-scale inflation with low-energy SUSY,” JHEP **1006** (2010) 065 [arXiv:1003.4265 [hep-th]].
- [4] S. Antusch, K. Dutta and S. Halter, “Combining High-scale Inflation with Low-energy SUSY,” JHEP **1203** (2012) 105 [arXiv:1112.4488 [hep-th]].
- [5] Y. Yamada, “Instant uplifted inflation: A solution for a tension between inflation and SUSY breaking scale,” JHEP **1307** (2013) 039 [arXiv:1211.1455 [hep-ph]].
- [6] R. Blumenhagen, J. P. Conlon, S. Krippendorff, S. Moster and F. Quevedo, “SUSY Breaking in Local String/F-Theory Models,” JHEP **0909** (2009) 007 [arXiv:0906.3297 [hep-th]];
L. Aparicio, M. Cicoli, S. Krippendorff, A. Maharana, F. Muia and F. Quevedo, “Sequestered de Sitter String Scenarios: Soft-terms,” JHEP **1411** (2014) 071 [arXiv:1409.1931 [hep-th]].
- [7] A. A. Starobinsky, “A New Type of Isotropic Cosmological Models Without Singularity,” Phys. Lett. B **91** (1980) 99.
- [8] M. Cicoli, C. P. Burgess and F. Quevedo, “Fibre Inflation: Observable Gravity Waves from IIB String Compactifications,” JCAP **0903** (2009) 013 [arXiv:0808.0691 [hep-th]].
- [9] J. P. Conlon, F. Quevedo and K. Suruliz, “Large-volume flux compactifications: Moduli spectrum and D3/D7 soft supersymmetry breaking,” JHEP **0508** (2005) 007 [hep-th/0505076].
- [10] D. Baumann, A. Dymarsky, I. R. Klebanov and L. McAllister, “Towards an Explicit Model of D-brane Inflation,” JCAP **0801** (2008) 024 [arXiv:0706.0360 [hep-th]].
- [11] A. D. Linde and A. Westphal, “Accidental Inflation in String Theory,” JCAP **0803** (2008) 005 [arXiv:0712.1610 [hep-th]].
- [12] P. A. R. Ade *et al.* [Planck Collaboration], “Planck 2015 results. XX. Constraints on inflation,” arXiv:1502.02114 [astro-ph.CO].
- [13] S. Gukov, C. Vafa and E. Witten, “CFT’s from Calabi-Yau four folds,” Nucl. Phys. B **584** (2000) 69 [Nucl. Phys. B **608** (2001) 477] [hep-th/9906070].
- [14] J. P. Conlon and F. G. Pedro, “Moduli Redefinitions and Moduli Stabilisation,” JHEP **1006** (2010) 082 [arXiv:1003.0388 [hep-th]].
- [15] M. Cicoli, C. Mayrhofer and R. Valandro, “Moduli Stabilisation for Chiral Global Models,” JHEP **1202** (2012) 062 [arXiv:1110.3333 [hep-th]].
- [16] M. Cicoli, S. Krippendorff, C. Mayrhofer, F. Quevedo and R. Valandro, “D-Branes at del Pezzo Singularities: Global Embedding and Moduli Stabilisation,” JHEP **1209** (2012) 019 [arXiv:1206.5237 [hep-th]]; M. Cicoli, D. Klevers, S. Krippendorff, C. Mayrhofer, F. Quevedo and R. Valandro, “Explicit de Sitter Flux Vacua for Global String Models with Chiral Matter,” JHEP **1405** (2014) 001 [arXiv:1312.0014 [hep-th]].
- [17] K. Becker, M. Becker, M. Haack and J. Louis, “Supersymmetry breaking and alpha-prime corrections to flux induced potentials,” JHEP **0206** (2002) 060 [hep-th/0204254].

- [18] S. Kachru, R. Kallosh, A. D. Linde and S. P. Trivedi, “De Sitter vacua in string theory,” *Phys. Rev. D* **68** (2003) 046005 [hep-th/0301240].
- [19] V. Balasubramanian, P. Berglund, J. P. Conlon and F. Quevedo, “Systematics of moduli stabilisation in Calabi-Yau flux compactifications,” *JHEP* **0503** (2005) 007 [hep-th/0502058].
- [20] D. Ciupke, J. Louis and A. Westphal, “Higher-Derivative Supergravity and Moduli Stabilization,” arXiv:1505.03092 [hep-th].
- [21] F. Denef, M. R. Douglas and B. Florea, “Building a better racetrack,” *JHEP* **0406** (2004) 034 [hep-th/0404257].
- [22] M. Berg, M. Haack and B. Kors, “String loop corrections to Kahler potentials in orientifolds,” *JHEP* **0511** (2005) 030 [hep-th/0508043]; M. Berg, M. Haack and E. Pajer, “Jumping Through Loops: On Soft Terms from Large Volume Compactifications,” *JHEP* **0709** (2007) 031 [arXiv:0704.0737 [hep-th]]; M. Cicoli, J. P. Conlon and F. Quevedo, “Systematics of String Loop Corrections in Type IIB Calabi-Yau Flux Compactifications,” *JHEP* **0801** (2008) 052 [arXiv:0708.1873 [hep-th]].
- [23] M. Cicoli, J. P. Conlon, A. Maharana and F. Quevedo, “A Note on the Magnitude of the Flux Superpotential,” *JHEP* **1401** (2014) 027 [arXiv:1310.6694 [hep-th]].
- [24] S. Bielleman, L. E. Ibanez, F. G. Pedro and I. Valenzuela, “Multifield Dynamics in Higgs-Otic Inflation,” arXiv:1505.00221 [hep-th].