

Testing an Inflation Model with Nonminimal Derivative Coupling in the Light of PLANCK 2015 Data

Kourosh Nozari, Narges Rashidi

Department of Physics, Faculty of Basic Sciences,
University of Mazandaran,
P. O. Box 47416-95447, Babolsar, IRAN

E-mail: knozari@umz.ac.ir, n.rashidi@umz.ac.ir

Abstract. We study the dynamics of a generalized inflationary model in which both the scalar field and its derivatives are coupled to the gravity. We consider a general form of the nonminimal derivative coupling in order to have a complete treatment of the model. By expanding the action up to the second order in perturbation, we study the spectrum of the primordial modes of the perturbations. Also, by expanding the action up to the third order and considering the three point correlation functions, the amplitude of the non-Gaussianity of the primordial perturbations is studied both in equilateral and orthogonal configurations. Finally, by adopting some sort of potentials, we compare the model at hand with the Planck 2015 released observational data and obtain some constraints on the model's parameters space. As an important result, we show that the nonminimal couplings help to make models of chaotic inflation, that would otherwise be in tension with Planck data, in better agreement with the data. This model is consistent with observation at weak coupling limit.

Keywords: Inflation, Cosmological Perturbations, Non-Gaussianity, Nonminimal Coupling, Observational Constraints.

Contents

1	Introduction	1
2	The Setup	3
3	Linear Perturbation	4
4	Nonlinear Perturbations and Non-Gaussianity	7
5	Observational Constraints	9
6	Summary	12

1 Introduction

The existence of an inflationary stage in the history of the early universe was proposed to solve some problems of the standard big bang cosmology, such as the flatness, horizon and relics problems. A successful inflationary paradigm can also provide a causal mechanism for generating the initial density perturbations needed to seed the formation of structures in the universe [1, 2, 3, 4, 5, 6, 7, 8]. A simple single field inflationary scenario (in which the early Universe was dominated by the potential energy of the scalar field dubbed inflaton) predicts the dominant mode of the primordial density fluctuations to be highly adiabatic, scale invariant and Gaussian [9]. But, recent observational data have detected a level of scale dependence in the primordial perturbations [10, 11]. On the other hand, although there is no direct signal for primordial non-Gaussianity in observation, Planck team has obtained some tight limits on primordial non-Gaussianity [12]. Some inflationary models also, predict a level of non-Gaussianity in the perturbation's mode [9, 13, 14, 15, 16, 17, 18, 19, 20]. This is really an important and interesting point. Because, a large amount of information on the cosmological dynamics deriving the initial inflationary expansion of the Universe can be found in the primordial scalar non-Gaussianities [21, 22]. In this regard, the extended inflationary models, which can show the non-Gaussianity and scale dependence of the primordial perturbation, are more favorable.

One successful class of the extended inflationary models is the one with a nonminimal coupling between the scalar field and the curvature scalar R . This coupling usually is shown by the lagrangian term as $f(\phi)R$. There are some motivations behind including an explicit nonminimal coupling in the action. It is necessary for the renormalization term arising in quantum field theory in curved space [23]. In considering the quantum corrections to the scalar field theory, this term would arises at the quantum level [24, 25]. With nonminimal coupling term, it is possible to have gravity as a spontaneous symmetry-breaking effect [26, 27]. NMC term allows to have an oscillating Universe [28]. Also, with this term, it is possible to solve the graceful exit problem of the old inflation model by slowing the false-vacuum expansion [29, 30]. So, it seems that the presence of nonminimal coupling between the scalar field and Ricci scalar is an useful extension of the theory and in this regard many authors have studied such models [17, 31, 32, 33, 34, 35, 36, 37, 38, 39].

It has been shown that the presence of NMC makes the inflation model more viable. For instance, the author of Ref. [40] has considered an inflation model with nonminimal coupling and non-canonical kinetic terms leading to an chaotic inflation model. It is shown that this chaotic inflation model is favored by the BICEP2 observation. But this model is in tension with recent observational data released by Planck2015. The authors of Ref. [41] have considered an inflation model with a nonminimal coupling between the scalar field and gravity as $(\alpha\phi^2 + \beta\phi^4)R$. They compared their model with Planck2015 data in Einstein frame to explore the viability of the model. It is shown that this model just for $N = 65$ and with some maximum values of n_s is consistent with Planck2015 data. In Ref. [42] a nonminimally coupled inflaionary model with quadratic potential in Einstein frame has been considered. The authors of this paper have shown that their model for some values of the NMC

parameter is consistent with observational data. For other literature dealing with these issues we refer the reader to Refs. [43, 44, 45, 46, 47, 48, 49, 50, 51, 52].

Another extension of the inflation theory arises from considering a nonminimal coupling between the derivatives of the scalar field and the curvature, which leads to the interesting cosmological behaviors [53]. This coupling is usually given by the lagrangian term as $(R_{\mu\nu} - \frac{1}{2}g_{\mu\nu}R) \nabla^\mu \phi \nabla^\nu \phi$. Some authors have shown that during inflation, with a nonminimal coupling between the scalar field and gravity, the unitary bound of the theory violates [54, 55, 56]. However, it has been shown that the model with a nonminimal couplings between the kinetic term of the inflaton (derivatives of the scalar field) and the Einstein tensor preserves the unitary bound during inflation [57]. Also, the presence of nonminimal derivative coupling is a powerful tool to increase the friction of an inflaton rolling down its own potential [57]. Some authors have considered the model with this coupling term and have studied the early time accelerating expansion of the universe as well as the late time dynamics [58, 59, 60]. As an important extension of the nonminimal models, in addition to the standard coupling between the scalar field and curvature, it is possible also to have coupling between the derivatives of the scalar field and gravitational sector which makes the inflationary model more powerful to be a successful scenario.

In this work, we consider a generalized inflationary model in which both the scalar field and its derivatives are coupled to the curvature. We also, consider an extension of the nonminimal derivative term in the lagrangian as $\mathcal{F}(\phi)G_{\mu\nu}\nabla^\mu\nabla^\nu(\phi)$. In this term, \mathcal{F} is a general function of ϕ which for $\mathcal{F} \sim \frac{1}{2}\phi$, leads to the simple cases introduced earlier in literature. In section 2 we present some main equations of this generalized inflationary model. In section 3, we use the ADM metric and study the linear perturbations of the model. By expanding the action up to the second order in perturbation, and considering the 2-point correlation functions, we obtain the amplitude of the scalar perturbation and its spectral index. Also, by considering the tensor part of the perturbed metric, we obtain the tensor perturbation and its spectral index as well. In section 4, by expanding the action up to the cubic order in perturbation, we explore the non-linear perturbation in this model. By considering the 3-point correlation functions, we study the non-Gaussian modes of the primordial perturbations. In this section we obtain the amplitude of the non-Gaussianity in the equilateral and orthogonal configuration and in $k_1 = k_2 = k_3$ limit. Then, in section 5, we test our generalized inflationary model in confrontation with the recently released observational data. To this end, we consider two types of nonminimal coupling parameter ($\xi\phi^2$ and $\xi\phi^4$), several types of nonminimal derivative coupling function and also, several types of potential. By these functions we study the behavior of the perturbative parameters in the background of the Planck 2015 observational data. Our main goal is to see whether this non-minimal model has the potential to make models of chaotic inflation in better agreement with Planck 2015 data or not.

In this regard, the model with non-minimal coupling between the scalar field and its derivative to gravity is a subset of Horndeski theory which satisfies the necessary conditions for being a good theoretical inflationary model. Also, this model is observationally viable, since this model with several inflationary potential is consistent with Planck2015 observational data. As we can see from Planck team's released paper, a simple inflationary model, with potential corresponding to ϕ^2 , ϕ^3 and $\phi^{\frac{2}{3}}$ is not consistent with observation. In Ref. [52] it has been shown that a nonminimal model (a model with nonminimal coupling between the scalar field and gravity) is viable with potentials they have considered. However, their model has been studied in Einstein frame. We will show that adding a nonminimal coupling between the gravity and derivatives of the scalar field leads to a viable inflationary model even in Jordan frame.

The main properties of the cosmological perturbations are described by the tensor-to-scalar ratio and the scalar spectral index. In this regard, several observational teams are trying to find some constraints on these perturbative parameters. WMAP team has found the constraints $r < 0.13$ and $n_s = 0.9636 \pm 0.0084$ from the combined WMAP9+eCMB+BAO+H₀ data [61]. The constraints obtained by the joint Planck 2013+WMAP9+BAO data are as $r < 0.12$ and $n_s = 0.9643 \pm 0.0059$ [62]. Then, in 2014, BICEP team found a surprising result. The joint Planck 2013+WMAP+BICEP2+BAO data has set the constraints $r = 0.2096^{+0.0443}_{-0.0608}$ and $n_s = 0.9653 \pm 0.0129$ on the perturbative parameters [63, 64]. This large value of the tensor-to-scalar ratio, which shows the large amplitude of

the gravitational wave modes generated during inflation, was a really challenging result. But Planck collaboration has performed a new study on the polarized dust emission in our galaxy and has shown that the part of the sky observed by BICEP2 is contaminated significantly by galactic-dust emission. So, the polarized dust emission might contribute a significant part of the B-mode detected by BICEP2. The Planck collaboration released the constraints $r < 0.099$ and 0.9652 ± 0.0047 from Planck TT, TE, EE+lowP +WP data (note that Planck TT, TE, EE+lowP refer to the combination of the likelihood at $l > 30$ using TT, TE, and EE spectra and the low l multipole temperature polarization likelihood) [10, 11, 12]. In this regard, to compare our model with observational data, we study the behavior of the tensor-to-scalar ratio versus the scalar spectral index in the background of the Planck TT, TE, EE+lowP data and deduce some constraints on the parameters space of the model. We also analyze the non-Gaussianity feature of the model by studying the behavior of the orthogonal configuration versus the equilateral configuration in the background of the observational data.

2 The Setup

The four-dimensional action for a cosmological model where a scalar field is nonminimally coupled to the Ricci scalar, in the presence of a nonminimal derivative coupling between the scalar field and gravity, is given by the following expression

$$S = \int d^4x \sqrt{-g} \left[\frac{1}{2\kappa^2} R + f(\phi)R - \frac{1}{2} \partial_\mu \phi \partial^\mu \phi - V(\phi) + \mathcal{F}(\phi) G_{\mu\nu} \nabla^\mu \nabla^\nu (\phi) \right], \quad (2.1)$$

where, R is the Ricci scalar, ϕ is a scalar field (inflaton) with the potential $V(\phi)$ and $f(\phi)$ and $\mathcal{F}(\phi)$ are general functions of the scalar field. Also, in the nonminimal derivative term of the action (2.1), $G_{\mu\nu} = R_{\mu\nu} - \frac{1}{2} g_{\mu\nu} R$ is the Einstein tensor. Note that, in some papers there is a coefficient $\frac{\kappa^*}{2}$ in front of the nonminimal derivative term, where the constant parameter κ^* has dimension of length-squared. In this paper, we absorb such a coefficient in function $\mathcal{F}(\phi)$. By assuming the FRW metric, variation of the action (2.1) with respect to the metric leads to the Friedmann equation of the model as

$$H^2 (1 + 2\kappa^2 f) = \frac{\kappa^2}{3} \left(\dot{\phi}^2 \left(\frac{1}{2} - 9H^2 \mathcal{F}' \right) - 6H f' \dot{\phi} + V(\phi) \right), \quad (2.2)$$

where, a dot refers to a time derivative of the parameter and a prime denotes a derivative with respect to the scalar field. By varying the action (2.1) with respect to the scalar field we get the following equation of motion

$$\ddot{\phi} \left(-1 + 6\mathcal{F}' H^2 \right) + \left(12\mathcal{F}' H \dot{H} + 18\mathcal{F}' H^3 - 3H \right) \dot{\phi} + 3\mathcal{F}'' H^2 \dot{\phi}^2 + 6f' R - V' = 0. \quad (2.3)$$

Now, by defining the slow-roll parameters as $\epsilon \equiv -\frac{\dot{H}}{H^2}$ and $\eta \equiv -\frac{1}{H} \frac{\ddot{H}}{\dot{H}}$, we find these parameters in our setup as follows

$$\epsilon = \frac{A}{1 + 2\kappa^2 f + \kappa \mathcal{F}' \dot{\phi}^2}, \quad (2.4)$$

$$\eta = 2\epsilon - \frac{\dot{A}}{H\epsilon(1 + 2\kappa^2 f + \kappa \mathcal{F}' \dot{\phi}^2)} + \frac{A}{H\epsilon} \frac{2\kappa^2 f' \dot{\phi} + \kappa^2 \mathcal{F}'' \dot{\phi}^2 + \kappa^2 \mathcal{F}' \ddot{\phi}}{(1 + 2\kappa^2 f + \kappa \mathcal{F}' \dot{\phi}^2)^2}, \quad (2.5)$$

where parameter A is defined as

$$A \equiv \frac{\kappa^2 \dot{\phi}^2}{2H^2} - \frac{\kappa^2 f' \dot{\phi}}{H} - 3\kappa^2 \mathcal{F}' \dot{\phi}^2 + \frac{\kappa^2 f'' \dot{\phi}^2}{H^2} + \frac{\kappa^2 \mathcal{F}'' \dot{\phi}^3}{H} + \frac{\ddot{\phi}}{H\dot{\phi}} \left(\frac{\kappa^2 f' \dot{\phi}}{H} + \frac{\kappa^2 \mathcal{F}' \dot{\phi}^2}{H} \right). \quad (2.6)$$

During the inflationary era, the evolution of the Hubble parameter is so slow, so that in this era the conditions $\epsilon \ll 1$ and $\eta \ll 1$ are satisfied. As one of these two slow-varying parameters reaches unity, the inflation phase terminates.

The number of e-folds during inflation which is defined as

$$N = \int_{t_{hc}}^{t_f} H dt, \quad (2.7)$$

in our setup and within the slow-roll limit ($\ddot{\phi} \ll |3H\dot{\phi}|$ and $\dot{\phi}^2 \ll V(\phi)$) takes the following form

$$N \simeq \int_{\phi_{hc}}^{\phi_f} \frac{3H^2(4\mathcal{F}'\dot{H} + 6\mathcal{F}'H^2 - 1)}{V' - 6f'R} d\phi, \quad (2.8)$$

where ϕ_{hc} shows the value of the inflaton at the horizon crossing of the universe scale and ϕ_f denotes the value of the field when the universe exits the inflationary phase. In the next section, we study the linear perturbation of the model which is the key test of any inflationary model. In this regard, we calculate the spectrum of perturbations produced due to quantum fluctuations of the fields about their homogeneous background values.

3 Linear Perturbation

In this section, we study the linear perturbation arising from the quantum behavior of both the scalar field ϕ and the space-time metric, $g_{\mu\nu}$, around the homogeneous background solution. To this end, we should expand the action (2.1) up to the second order in small fluctuations. In this regard, it is convenient to work in ADM metric formalism [65]

$$ds^2 = -N^2 dt^2 + h_{ij}(dx^i + N^i dt)(dx^j + N^j dt), \quad (3.1)$$

where N is the lapse function and N^i is the shift vector. To obtain a general perturbed form of the metric (3.1), we should expand the shift and laps functions as $N^i \equiv B^i = \delta^{ij}\partial_j B + v^i$ and $N = 1 + \Phi$, respectively. Φ and B are 3-scalar and v^i is a vector satisfying the condition $v^i_{,i} = 0$ [66, 67]. Note that it is sufficient to compute N or N^i up to the first order. This is because the second order perturbation is multiplied by a factor which is vanishing using the first order solution. Since the third order term is multiplied by a constraint equation at the zeroth order obeying the equations of motion, the contribution of this term also vanishes [9, 15, 68]. h_{ij} should be written as $h_{ij} = a^2[(1 - 2\Psi)\delta_{ij} + 2\mathcal{T}_{ij}]$, where Ψ is the spatial curvature perturbation and \mathcal{T}_{ij} is a spatial shear 3-tensor which is symmetric and traceless. So, the perturbed metric (3.1) takes the following form

$$ds^2 = -(1 + 2\Phi)dt^2 + 2a(t)B_{,i} dt dx^i + a^2(t)[(1 - 2\Psi)\delta_{ij} + 2\mathcal{T}_{ij}]. \quad (3.2)$$

In order to study the scalar perturbation of the theory, we work within the uniform-field gauge with $\delta\phi = 0$ and also the gauge $\mathcal{T}_{ij} = 0$. So, by considering the scalar part of the perturbations at the linear level, we rewrite the perturbed metric (3.2) as [66, 67, 69]

$$ds^2 = -(1 + 2\Phi)dt^2 + 2a(t)B_{,i} dt dx^i + a^2(t)(1 - 2\Psi)\delta_{ij}. \quad (3.3)$$

Replacing the metric (3.3) in action (2.1) and expanding the action up to the second order in perturbations gives

$$\begin{aligned} S_2 = \int dt d^3x a^3 \left[-3(\kappa^{-2} + f + \dot{\phi}^2 \mathcal{F}') \dot{\Psi}^2 - \frac{2(\kappa^{-2} + f + \dot{\phi}^2 \mathcal{F}')}{a^2} \Phi \partial^2 \Psi + \frac{1}{a^2} (2(\kappa^{-2} + f + \dot{\phi}^2 \mathcal{F}') \dot{\Psi} \right. \\ \left. - (2\kappa^{-2} H(1 + \kappa^2 f) + 2\dot{\phi} f' + 6\dot{\phi}^2 \mathcal{F}') \Phi) \partial^2 B + 3(2\kappa^{-2} H(1 + \kappa^2 f) + 2\dot{\phi} f' + 6\dot{\phi}^2 \mathcal{F}') \Phi \dot{\Psi} \right. \\ \left. - \left(3\kappa^{-2} H^2(1 + \kappa^2 f) - \frac{1}{2} \dot{\phi}^2 + 6H\dot{\phi} f' + 18H^2 \dot{\phi}^2 \mathcal{F}' \right) \Phi^2 + \frac{\kappa^{-2} + f - \dot{\phi}^2 \mathcal{F}'}{a^2} (\partial \Psi)^2 \right]. \quad (3.4) \end{aligned}$$

In this gauge, the equations of motion for Φ and B , obtained by varying the action (3.4), lead to the following constraint equations

$$\Phi = 2 \frac{\kappa^{-2} + f + \dot{\phi}^2 \mathcal{F}'}{2\kappa^{-2}H(1 + \kappa^2 f) + 2\dot{\phi}f' + 6\dot{\phi}^2 \mathcal{F}'} \dot{\Psi}, \quad (3.5)$$

$$\begin{aligned} \frac{\partial^2 B}{a^2} = & 3\dot{\Psi} - \frac{2(\kappa^{-2} + f + \dot{\phi}^2 \mathcal{F}')}{a^2(2\kappa^{-2}H(1 + \kappa^2 f) + 2\dot{\phi}f' + 6\dot{\phi}^2 \mathcal{F}')} \partial^2 \Psi \\ & - \frac{2(9\kappa^{-2}H^2(1 + \kappa^2 f) - \frac{3}{2}\dot{\phi}^2 + 18H\dot{\phi}f' + 54H^2\dot{\phi}^2 \mathcal{F}')}{3(2\kappa^{-2}H(1 + \kappa^2 f) + 2\dot{\phi}f' + 6\dot{\phi}^2 \mathcal{F}')} \Phi. \end{aligned} \quad (3.6)$$

By substituting equation (3.5) in action (3.4) and integrating by parts, we reach

$$S_2 = \int dt d^3x a^3 \mathcal{W} \left[\dot{\Psi}^2 - \frac{c_s^2}{a^2} (\partial \Psi)^2 \right], \quad (3.7)$$

where the parameters \mathcal{W} and c_s^2 (which is known as the sound velocity) are defined as

$$\begin{aligned} \mathcal{W} = & -4 \frac{\left(\kappa^{-2} + f + \dot{\phi}^2 \mathcal{F}' \right)^2 \left(9\kappa^{-2}H^2(1 + \kappa^2 f) - \frac{3}{2}\dot{\phi}^2 + 18H\dot{\phi}f' + 54H^2\dot{\phi}^2 \mathcal{F}' \right)}{\left(2\kappa^{-2}H(1 + \kappa^2 f) + 2\dot{\phi}f' + 6\dot{\phi}^2 \mathcal{F}' \right)^2} \\ & + 3 \left(\kappa^{-2} + f + \dot{\phi}^2 \mathcal{F}' \right), \end{aligned} \quad (3.8)$$

$$\begin{aligned} c_s^2 = & 3 \left[2 \left(2\kappa^{-2}H(1 + \kappa^2 f) + 2\dot{\phi}f' + 6\dot{\phi}^2 \mathcal{F}' \right) \left(\kappa^{-2} + f + \dot{\phi}^2 \mathcal{F}' \right)^2 H - \left(2\kappa^{-2}H(1 + \kappa^2 f) + 2\dot{\phi}f' + 6\dot{\phi}^2 \mathcal{F}' \right)^2 \right. \\ & \left. \left(\kappa^{-2} + f + \dot{\phi}^2 \mathcal{F}' \right) + 4 \left(2\kappa^{-2}H(1 + \kappa^2 f) + 2\dot{\phi}f' + 6\dot{\phi}^2 \mathcal{F}' \right) \left(\kappa^{-2} + f + \dot{\phi}^2 \mathcal{F}' \right) \frac{d(\kappa^{-2} + f + \dot{\phi}^2 \mathcal{F}')}{dt} \right. \\ & \left. - 2 \left(\kappa^{-2} + f + \dot{\phi}^2 \mathcal{F}' \right)^2 \frac{d(2\kappa^{-2}H(1 + \kappa^2 f) + 2\dot{\phi}f' + 6\dot{\phi}^2 \mathcal{F}')}{dt} \right] \left[\left(9 \left(2\kappa^{-2}H(1 + \kappa^2 f) + 2\dot{\phi}f' \right. \right. \right. \\ & \left. \left. \left. + 6\dot{\phi}^2 \mathcal{F}' \right)^2 - 4 \left(\kappa^{-2} + f + \dot{\phi}^2 \mathcal{F}' \right) \left(9\kappa^{-2}H^2(1 + \kappa^2 f) - \frac{3}{2}\dot{\phi}^2 + 18H\dot{\phi}f' + 54H^2\dot{\phi}^2 \mathcal{F}' \right) \right) \right]^{-1} \end{aligned} \quad (3.9)$$

respectively. To see more details of driving this type of equations, one can refer to Refs. [15, 16, 22, 70].

Now we calculate the quantum perturbations of Ψ . To this end, by variation of the action (3.7), we find the equation of motion of Ψ as

$$\ddot{\Psi} + \left(3H + \frac{\dot{\mathcal{W}}}{\mathcal{W}} \right) \dot{\Psi} + c_s^2 \frac{k^2}{a^2} \Psi = 0. \quad (3.10)$$

The solution of the above equation, up to the lowest order of the slow-roll approximation, is given by the following expression

$$\Psi = \frac{iH e^{-ic_s^2 k\tau}}{2c_s^2 \sqrt{k^3 \mathcal{W}}} (1 + ic_s^2 k\tau). \quad (3.11)$$

To study the power spectrum of the curvature perturbation, we should compute the two point correlation function in our setup. We find the two-point correlation function, sometimes after the horizon crossing, by obtaining the vacuum expectation value of Ψ at $\tau = 0$ (corresponding to the end of inflation)

$$\langle 0 | \Psi(0, \mathbf{k}_1) \Psi(0, \mathbf{k}_2) | 0 \rangle = (2\pi)^3 \delta^3(\mathbf{k}_1 + \mathbf{k}_2) \frac{2\pi^2}{k^3} \mathcal{A}_s, \quad (3.12)$$

where \mathcal{A}_s is called the power spectrum and is given by

$$\mathcal{A}_s = \frac{H^2}{8\pi^2 \mathcal{W} c_s^3}. \quad (3.13)$$

The scalar spectral index of the perturbations at the Hubble crossing is defined as

$$n_s - 1 = \left. \frac{d \ln \mathcal{A}_s}{d \ln k} \right|_{c_s k = aH}, \quad (3.14)$$

which in our setup takes the following form

$$n_s - 1 = -2\epsilon - \frac{5\kappa^2 f' \dot{\phi}}{2H(1 + \kappa^2 f)} - \frac{1}{H} \frac{d \ln(\epsilon + \frac{5\kappa^2 f' \dot{\phi}}{4H(1 + \kappa^2 f)})}{dt} - \frac{1}{H} \frac{d \ln c_s}{dt}. \quad (3.15)$$

Any deviation of n_s from the unity shows that the evolution of perturbations is scale dependent.

Other important parameters in an inflationary model are amplitude of the tensor perturbation and its spectral index. To study the tensor perturbation we use the tensor part of the perturbed metric (3.2). We can write \mathcal{T}_{ij} , in terms of the two polarization tensors, as follows

$$\mathcal{T}_{ij} = \mathcal{T}_+ e_{ij}^+ + \mathcal{T}_\times e_{ij}^\times, \quad (3.16)$$

where $e_{ij}^{(+,\times)}$ are symmetric, traceless and transverse. The normalization condition imposes the constraints

$$e_{ij}^{(+,\times)}(\mathbf{k}) e_{ij}^{(+,\times)}(-\mathbf{k})^* = 2, \quad (3.17)$$

$$e_{ij}^{(+)}(\mathbf{k}) e_{ij}^{(\times)}(-\mathbf{k})^* = 0, \quad (3.18)$$

and the reality condition gives

$$e_{ij}^{(+,\times)}(-\mathbf{k}) = \left(e_{ij}^{(+,\times)}(\mathbf{k}) \right)^*. \quad (3.19)$$

Now, we can write the second order action for the tensor mode (gravitational waves) as follows

$$S_T = \int dt d^3x a^3 \mathcal{W}_T \left[\dot{\mathcal{T}}_+^2 - \frac{c_T^2}{a^2} (\partial \mathcal{T}_+)^2 + \dot{\mathcal{T}}_\times^2 - \frac{c_T^2}{a^2} (\partial \mathcal{T}_\times)^2 \right], \quad (3.20)$$

where \mathcal{W}_T and c_T^2 are defined with the following expressions respectively

$$\mathcal{W}_T = \frac{1}{4\kappa^2} (1 + \kappa f) \left(1 + \frac{\kappa^2 \mathcal{F}' \dot{\phi}^2}{1 + \kappa f} \right), \quad (3.21)$$

$$c_T^2 = \frac{\kappa^{-2} + f - \dot{\phi}^2 \mathcal{F}'}{\kappa^{-2} + f + \dot{\phi}^2 \mathcal{F}'}. \quad (3.22)$$

By following the strategy as applied for the scalar mode case, we can find the amplitude of the tensor perturbations as follows

$$\mathcal{A}_T = \frac{H^2}{2\pi^2 \mathcal{W}_T c_T^3}, \quad (3.23)$$

which, by using the definition of the tensor spectral index

$$n_T = \frac{d \ln \mathcal{A}_T}{d \ln k}, \quad (3.24)$$

leads to the following expression for n_T

$$n_T = -2\epsilon - \frac{\kappa^2 f' \dot{\phi}}{2H(1 + \kappa^2 f)}. \quad (3.25)$$

The ratio between the amplitudes of the tensor and scalar perturbations (tensor-to-scalar ratio) is another important inflationary parameter which in our setup is given by

$$r = \frac{\mathcal{A}_T}{\mathcal{A}_S} = 16c_s \left(\epsilon + \frac{5\kappa^2 f' \dot{\phi}}{4H(1 + \kappa^2 f)} \right). \quad (3.26)$$

4 Nonlinear Perturbations and Non-Gaussianity

Non-Gaussianity of the primordial density perturbations is another important aspect of an inflationary model. To explore the non-Gaussianity of the density perturbations, one has to study the nonlinear perturbation theory. The two-point correlation function of the scalar perturbations gives no information about the non-Gaussianity of the model. The non-Gaussian property shows itself up in the three-point correlation function. This is because for a Gaussian perturbation, all odd n -point correlators vanish and the higher even n -point correlation functions can be expressed in terms of sum of products of the two-point functions. To calculate the three-point correlation function, we should expand the action (2.1) up to the cubic order in the small fluctuations around the homogeneous background solution. The obtained cubic terms, lead to a change both in the ground state of the quantum field and non-linearities in the evolution. By expanding the action (2.1) up to the third order in perturbation, we obtain a complicated expression which can be seen in the Appendix 6. We use equation (3.5) to eliminate the perturbation parameter Φ in the expanded action. Then by introducing the new parameter \mathcal{X} as

$$B = \frac{2(\kappa^{-2} + f + \dot{\phi}^2 \mathcal{F}') \Psi}{2\kappa^{-2} H(1 + \kappa^2 f) + 2\dot{\phi} f' + 6\dot{\phi}^2 \mathcal{F}'} + \frac{a^2 \mathcal{X}}{\kappa^{-2} + f + \dot{\phi}^2 \mathcal{F}'}, \quad (4.1)$$

and

$$\partial^2 \mathcal{X} = \mathcal{W} \dot{\Psi}, \quad (4.2)$$

we can rewrite the third order action, up to the leading order, as follows

$$\begin{aligned} S_3 = \int dt d^3x \left\{ \left[-\frac{3a^3}{\kappa^2} \left(\frac{1 + \kappa^2 f}{c_s^2} \right) \left(\frac{1}{c_s^2} - 1 \right) \left(\epsilon + \frac{5\kappa^2 f' \dot{\phi}}{4H(1 + \kappa^2 f)} \right) \right] \Psi \dot{\Psi} + \left[\frac{a}{\kappa^2} \left(1 + \kappa^2 f \right) \right. \right. \\ \left. \left(\frac{1}{c_s^2} - 1 \right) \left(\epsilon + \frac{5\kappa^2 f' \dot{\phi}}{4H(1 + \kappa^2 f)} \right) \right] \Psi (\partial \Psi)^2 + \left[\frac{a^3}{\kappa^2} \left(\frac{1 + \kappa^2 f}{c_s^2 H} \right) \left(\frac{1}{c_s^2} - 1 \right) \left(\epsilon + \frac{5\kappa^2 f' \dot{\phi}}{4H(1 + \kappa^2 f)} \right) \right] \dot{\Psi}^3 \\ \left. - \left[a^3 \frac{2}{c_s^2} \left(\epsilon + \frac{5\kappa^2 f' \dot{\phi}}{4H(1 + \kappa^2 f)} \right) \dot{\Psi} (\partial_i \Psi) (\partial_i \mathcal{X}) \right] \right\}. \quad (4.3) \end{aligned}$$

Now, we are in the position to calculate the three point correlation function by using the interacting picture. In this picture, we obtain the vacuum expectation value of the curvature perturbation Ψ for the three-point operator in the conformal time interval between the beginning and end of the inflation as [9, 22, 70]

$$\langle \Psi(\mathbf{k}_1) \Psi(\mathbf{k}_2) \Psi(\mathbf{k}_3) \rangle = -i \int_{\tau_i}^{\tau_f} d\tau a \langle 0 | [\Psi(\tau_f, \mathbf{k}_1) \Psi(\tau_f, \mathbf{k}_2) \Psi(\tau_f, \mathbf{k}_3), H_{int}(\tau)] | 0 \rangle, \quad (4.4)$$

where the interacting Hamiltonian, H_{int} , is equal to the lagrangian of the third order action. To solve the integral of equation (4.4), we can approximate the coefficients in the brackets of the lagrangian (4.3) to be constants since these coefficients would vary slower than the scale factor. By solving the integral, we find the three-point correlation function of the curvature perturbation in the Fourier space as

$$\langle \Psi(\mathbf{k}_1) \Psi(\mathbf{k}_2) \Psi(\mathbf{k}_3) \rangle = (2\pi)^3 \delta^3(\mathbf{k}_1 + \mathbf{k}_2 + \mathbf{k}_3) \mathcal{B}_\Psi(\mathbf{k}_1, \mathbf{k}_2, \mathbf{k}_3), \quad (4.5)$$

where

$$\mathcal{B}_\Psi(\mathbf{k}_1, \mathbf{k}_2, \mathbf{k}_3) = \frac{(2\pi)^4 \mathcal{A}_s}{\prod_{i=1}^3 k_i^3} \mathcal{E}_\Psi(\mathbf{k}_1, \mathbf{k}_2, \mathbf{k}_3). \quad (4.6)$$

\mathcal{A}_s in equation (4.6) is given by equation (3.13). Also, the parameter \mathcal{E}_Ψ is defined as

$$\mathcal{E}_\Psi = \frac{3}{4} \left(1 - \frac{1}{c_s^2} \right) \mathcal{S}_1 + \frac{1}{4} \left(1 - \frac{1}{c_s^2} \right) \mathcal{S}_2 + \frac{3}{2} \left(\frac{1}{c_s^2} - 1 \right) \mathcal{S}_3, \quad (4.7)$$

where

$$\mathcal{S}_1 = \frac{2}{K} \sum_{i>j} k_i^2 k_j^2 - \frac{1}{K^2} \sum_{i \neq j} k_i^2 k_j^3, \quad (4.8)$$

$$\mathcal{S}_2 = \frac{1}{2} \sum_i k_i^3 + \frac{2}{K} \sum_{i>j} k_i^2 k_j^2 - \frac{1}{K^2} \sum_{i \neq j} k_i^2 k_j^3, \quad (4.9)$$

$$\mathcal{S}_3 = \frac{(k_1 k_2 k_3)^2}{K^3}, \quad (4.10)$$

and

$$K = k_1 + k_2 + k_3. \quad (4.11)$$

As it can be seen from equation (4.6), a three-point correlator depends on the three momenta k_1 , k_2 and k_3 . To satisfy the translation invariance, these momenta should form a closed triangle, meaning that the sum of these momenta should be zero ($k_1 + k_2 + k_3 = 0$). Also, satisfying the rotational invariance makes the shape of the triangle important [21, 71, 72, 73, 74]. Depending on the values of momenta, there are several shapes and each shape has a maximal signal in a special configuration of triangle. One of these shapes is a local shape [75, 76, 77, 78] which has a maximal signal in the squeezed limit ($k_3 \ll k_1 \simeq k_2$). Another shape which is corresponding to the equilateral triangle [79], has a signal at $k_1 = k_2 = k_3$. A linear combination of the equilateral and orthogonal templates, which is orthogonal [80] to equilateral one, gives a shape corresponding to folded triangle [81] with a pick in $k_1 = 2k_2 = 2k_3$ limit. We mention that, the orthogonal configuration has a signal with a positive peak at the equilateral configuration and a negative peak at the folded configuration. In order to measure the amplitude of the non-Gaussianity we define the dimensionless parameter f_{NL} , called “nonlinearity parameter”, as follows

$$f_{NL} = \frac{10}{3} \frac{\mathcal{E}_\Psi}{\sum_{i=1}^3 k_i^3}. \quad (4.12)$$

In this paper, we study the non-Gaussianity in the equilateral and orthogonal configurations. To this end, we should find \mathcal{E}_Ψ in these configurations. In this regard, we should estimate the correlation between two different shapes. So, following Refs. [82, 83, 84], we define the following quantity

$$\mathcal{C}(\check{\mathcal{B}}_\Psi \check{\mathcal{B}}'_\Psi) = \frac{\mathcal{F}(\check{\mathcal{B}}_\Psi \check{\mathcal{B}}'_\Psi)}{\sqrt{\mathcal{F}(\check{\mathcal{B}}_\Psi \check{\mathcal{B}}_\Psi) \mathcal{F}(\check{\mathcal{B}}'_\Psi \check{\mathcal{B}}'_\Psi)}} \quad (4.13)$$

where, $\check{\mathcal{B}}_\Psi = \frac{\mathcal{B}_\Psi}{\mathcal{A}_s}$ and

$$\mathcal{F}(\check{\mathcal{B}}_\Psi \check{\mathcal{B}}'_\Psi) = \int dk_1 dk_2 dk_3 \check{\mathcal{B}}_\Psi(k_1, k_2, k_3) \check{\mathcal{B}}'_\Psi(k_1, k_2, k_3) w \quad (4.14)$$

with $w = \frac{(k_1 k_2 k_3)^4}{(k_1 + k_2 + k_3)^3}$. The region of integration is $0 < k_1 < \infty$, $0 \leq \frac{k_2}{k_1} < 1$ and $-\frac{k_2}{k_1} \leq \frac{k_3}{k_1} \leq 1$. We note that two shapes satisfying the condition $|\mathcal{C}(\check{\mathcal{B}}_\Psi \check{\mathcal{B}}'_\Psi)| \simeq 0$, are almost orthogonal. Now, we introduce a shape $\check{\mathcal{S}}^{equi}$ as [20, 83]

$$\check{\mathcal{S}}^{equi} = -\frac{12}{13} (3\mathcal{S}_1 - \mathcal{S}_2). \quad (4.15)$$

By using this equation and equation (4.14) we can show that the following shape is orthogonal to (4.15)

$$\check{\mathcal{S}}^{ortho} = \frac{12}{14 - 13\beta} \left(\beta(3\mathcal{S}_1 - \mathcal{S}_2) + 3\mathcal{S}_1 - \mathcal{S}_2 \right), \quad (4.16)$$

where $\beta \simeq 1.1967996$. Now, the bispectrum (4.7), can be expressed in terms of the equilateral and orthogonal basis as

$$\mathcal{E}_\Psi = \mathcal{C}_1 \check{\mathcal{S}}^{equi} + \mathcal{C}_2 \check{\mathcal{S}}^{ortho}, \quad (4.17)$$

where the parameters \mathcal{C}_1 and \mathcal{C}_2 are given by the following expressions

$$\mathcal{C}_1 = \frac{13}{12} \left[\frac{1}{24} \left(1 - \frac{1}{c_s^2} \right) \left(2 + 3\beta \right) \right], \quad (4.18)$$

and

$$\mathcal{C}_2 = \frac{14 - 13\beta}{12} \left[\frac{1}{8} \left(1 - \frac{1}{c_s^2} \right) \right]. \quad (4.19)$$

By using equations (4.12)-(4.19), we can obtain the amplitude of the non-Gaussianity in the equilateral and orthogonal configuration as follows

$$f_{NL}^{equi} = \frac{130}{36 \sum_{i=1}^3 k_i^3} \left[\frac{1}{24} \left(1 - \frac{1}{c_s^2} \right) \left(2 + 3\beta \right) \right] \check{\mathcal{S}}^{equi}, \quad (4.20)$$

and

$$f_{NL}^{ortho} = \frac{140 - 130\beta}{36 \sum_{i=1}^3 k_i^3} \left[\frac{1}{8} \left(1 - \frac{1}{c_s^2} \right) \right] \check{\mathcal{S}}^{ortho}. \quad (4.21)$$

Since the equilateral shape has a maximal signal at $k_1 = k_2 = k_3$ limit and also, an orthogonal configuration has a positive peak at this limit, so we rewrite equations (4.20) and (4.21) in this limit as

$$f_{NL}^{equi} = \frac{325}{18} \left[\frac{1}{24} \left(\frac{1}{c_s^2} - 1 \right) \left(2 + 3\beta \right) \right], \quad (4.22)$$

and

$$f_{NL}^{ortho} = \frac{10}{9} \left(\frac{65}{4} \beta + \frac{7}{6} \right) \left[\frac{1}{8} \left(1 - \frac{1}{c_s^2} \right) \right]. \quad (4.23)$$

So far, we have obtained the main equations of our setup. In the following section, we examine our model by using the recently released observational data by Planck Collaboration and find some constraints on the model's parameters space.

5 Observational Constraints

In this section we are going to find some observational constraints on the parameters space of the model in hand. To this end, first we define the extension of the nonminimal derivative term as $\mathcal{F}(\phi) \sim \frac{1}{2n} \phi^n$, which for $n = 1$ leads to the usual nonminimal derivative case (as mentioned in the Introduction). We set the values 1, 2, 3 and 4 for n . Another general function in this setup is $f(\phi)$, which shows the nonminimal coupling between the scalar field and the curvature scalar. For

this function we consider two cases: $f(\phi) \sim \xi\phi^2$ and $f(\phi) \sim \xi\phi^4$. The last general function is the potential term in the action. We adopt various types of potential to explore: the linear potential as $V(\phi) \sim \phi$ [85], the quadratic potential as $V(\phi) \sim \phi^2$, the cubic potential as $V(\phi) \sim \phi^3$, the quartic potential as $V(\phi) \sim \phi^4$, the axion monodromy's motivated potential as $V(\phi) \sim \phi^{\frac{2}{3}}$ [86] and the exponential potential as $V(\phi) \sim e^{-\kappa\phi}$. With this specification of the general functions, we can analyze the model numerically and find some constraints on the nonminimal coupling parameter ξ . For this purpose, we solve the integral of equation (2.8) by adopting the mentioned functions of the scalar field. By solving this equation, we find the value of the inflaton at the horizon crossing in terms of the e-folds number. By substituting ϕ_{hc} in equations (3.15), (3.26), (4.22) and (4.23), we can find the scalar spectral index, tensor-to-scalar ratio, the amplitude of the orthogonal and equilateral configuration of the non-Gaussianity in terms of the e-folds number. Then we can analyze these parameters numerically to see the observational viability of this setup in confrontation with recently released data. In plotting the figures and analyzing the model we have re-scaled all constant parameter to unity with the choice $G = c = 1$. In this regard, we study the behavior of the tensor-to-scalar ratio versus the scalar spectral index and the orthogonal configuration versus the equilateral configuration. The observational parameters are defined at $k_0 = 0.002 Mpc^{-1}$ where subscript 0 refers to the value of k when it left the Hubble radius during inflation. The results are shown in figures 1-8. We have found that an inflationary model with a nonminimal coupling between the scalar field and Ricci scalar and also a nonminimal derivative coupling, in some ranges of nonminimal coupling parameter ξ is consistent with Planck2015 dataset. In fact, these nonminimal couplings help to make models of chaotic inflation, that would otherwise be in tension with Planck data, in better agreement with the data. The ranges of nonminimal coupling are shown in tables I-IV. Note that, some other authors have considered inflationary model with nonminimal coupling term and studied their model numerically. We can compare the result of our setting with their results here. For example, it is shown in Ref. [40] that the presence of nonminimal coupling and non-canonical kinetic terms lead to an chaotic inflation model, which is favored by the BICEP2 observation but is in tension with recent observational data. Here, we have shown that the presence of nonminimal coupling between the scalar field and Ricci scalar and also a general nonminimal derivative coupling between the scalar field and gravity make the model observationally more viable. This model with these couplings is consistent with Planck2015 TT, TE, EE+lowP data. The authors of Ref. [41] have considered a nonminimal coupling between a scalar field and gravity as $(\alpha\phi^2 + \beta\phi^4)R$ in Jordan frame. They perform a frame transformation to Einstein frame and compare their model with Planck2015 data. Their model just for $N = 65$ and with some maximum values of n_s is consistent with observational data and for $N = 50$ and 60 is observationally disfavored. In our setup, we have considered nonminimal coupling function ϕ^2 and ϕ^4 separately. Our numerical analysis shows that the presence of NMC and NMDC makes the model observationally viable for both $N = 50$ and $N = 60$ in the Jordan frame (note that although we don't present here the results with $N = 50$, but we have analyzed the model with this value of number of e-folds and have found the viability of the model). In Ref. [42] a nonminimally coupled inflaionary model with quadratic potential in Einstein frame is considered in the background of Planck2015 observational data. Their numerical analysis shows that this model for some value of NMC parameter gives $n_s \simeq 0.9652$. Interestingly our setup also, in some values of ξ gives $n_s \simeq 0.9652$. Nevertheless, we should emphasize that for some other choices for model parameters, this would be not the case necessarily.

Our numerical analysis shows that this nonminimal model with small values of the NMC parameter is consistent with observational data and so this model in Jordan frame in weak coupling limit has cosmological viability. In weak coupling limit our setup is applicable to several inflationary potentials. In this limit and in the ranges obtained by numerical analysis, the scalar spectral index is red tilted. Another point is that in our setup, in some ranges of NMC parameter, it is possible to have large non-Gaussianity, as can be seen in figures. Note that, to obtain the constraints on ξ , we have focused on those ranges of the NMC parameter that lead to the values of the observable quantities allowed by the Planck 2015 observational data. For instance, we have focused on the values of ξ leading to $0.9522 < n_s < 0.977$ allowed by Planck2015 TT, TE, EE+lowP data. In the same way, we focused on the values of the NMC parameter leading to $-147 < f_{NL}^{equi} < 143$ allowed by Planck2015 TTT, EEE,

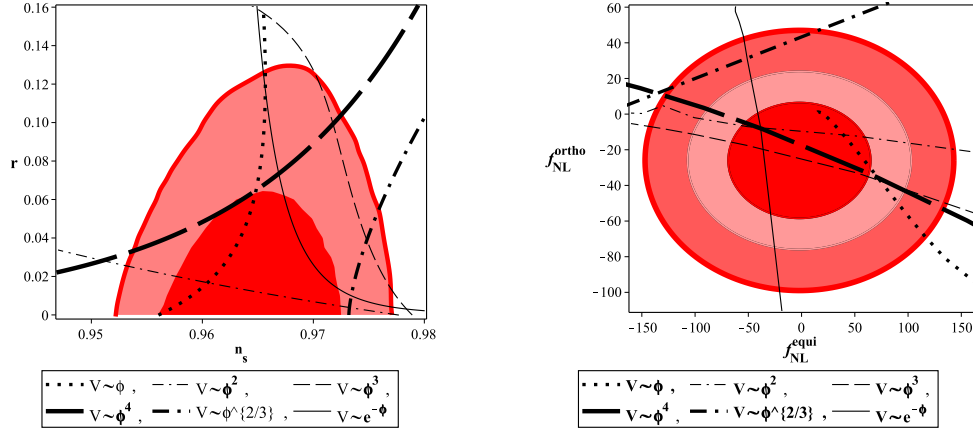


Figure 1. Tensor-to-scalar ratio versus the scalar spectral index for an inflationary model in which both the inflaton and its derivative are nonminimally coupled to gravity, in the background of the Planck2015 TT, TE, EE+lowP data (left panel) and the amplitude of the orthogonal configuration of the non-Gaussianity versus the amplitude of the equilateral configuration for an inflationary model in which both inflaton and its derivative are nonminimally coupled to gravity, in the background of Planck2015 TTT, EEE, TTE and EET data (right panel). Figure is plotted with $n = 1$, $f(\phi) \sim \xi\phi^2$ and various types of the potential, for $N = 60$

Table 1. The ranges of ξ in which the values of the inflationary parameters r and n_s and also, f_{NL}^{ortho} and f_{NL}^{equi} , with $n = 1$, are compatible with the 95% CL of the Planck2015 dataset.

V	$r - n_s$ $f(\phi) \sim \xi\phi^2$	$r - n_s$ $f(\phi) \sim \xi\phi^4$	$f_{NL}^{ortho} - f_{NL}^{equi}$ $f(\phi) \sim \xi\phi^2$	$f_{NL}^{ortho} - f_{NL}^{equi}$ $f(\phi) \sim \xi\phi^4$
ϕ	$\xi < 0.091$	$\xi < 0.0912$	$\xi < 0.090$	$0.008 < \xi < 0.091$
ϕ^2	$\xi < 0.088$	$\xi < 0.09$	$0.01 < \xi < 0.089$	$0.015 < \xi < 0.0895$
ϕ^3	$0.012 < \xi < 0.09$	$\xi < 0.08$	$0.011 < \xi < 0.093$	$0.021 < \xi < 0.082$
ϕ^4	$0.014 < \xi < 0.10$	$0.001 < \xi < 0.093$	$0.013 < \xi < 0.10$	$0.01 < \xi < 0.098$
$\phi^{\frac{2}{3}}$	$\xi < 0.081$	$\xi < 0.082$	$0.015 < \xi < 0.073$	$0.01 < \xi < 0.109$
$e^{-\phi}$	$0.016 < \xi < 0.108$	$0.078 < \xi < 0.080$	$0.094 < \xi < 0.103$	$0.017 < \xi < 0.097$

TTE and EET data. Also, equations (3.15), (3.26), (4.22) and (4.23) show that the scalar spectral index, tensor-to-scalar ratio and the amplitudes of non-Gaussianity have nonlinear dependence on the NMC parameter ξ . The function $f(\phi)$ has an explicit non-minimal coupling dependence. In the mentioned equations, there are different powers of the function $f(\phi)$ and therefore different powers of the nonminimal coupling parameter. Because of complexity of equations we have avoided to rewrite the equations in terms of the NMC parameter ξ . However, we note that the effects of these nonlinearities in ξ have been included in our analysis and graphs. Since quantities such as the scalar spectral index, tensor-to-scalar ratio and the amplitudes of non-Gaussianity have nonlinear dependence on the NMC parameter ξ , any small change in the values of ξ has considerable effect on the values of these quantities. In fact, there is a nonlinear dependence on model parameters that really demands four figures of accuracy in quantities such as ξ to get two figures of accuracy in observable quantities such as n_s . So, we have tried to be more accurate and found the values of ξ with higher precision.

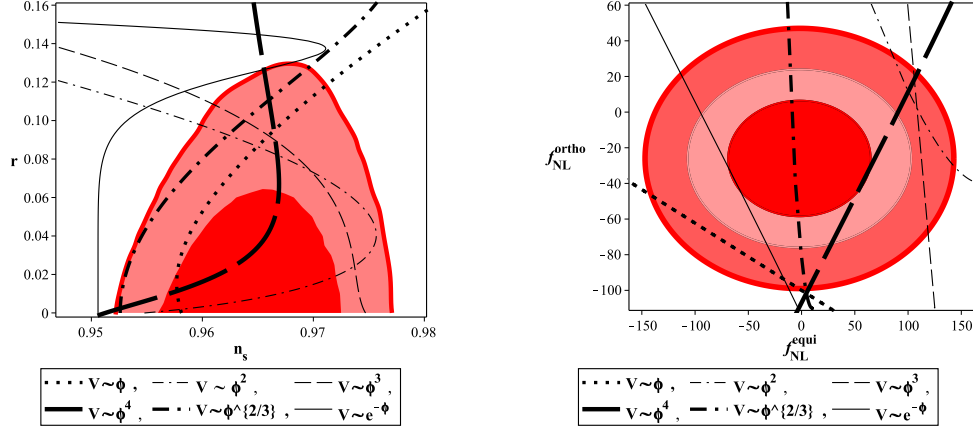


Figure 2. Tensor-to-scalar ratio versus the scalar spectral index for an inflationary model in which both inflaton and its derivative are nonminimally coupled to gravity, in the background of the Planck2015 TT, TE, EE+lowP data (left panel) and the amplitude of the orthogonal configuration of non-Gaussianity versus the equilateral configuration for an inflationary model in which both inflaton and its derivative are nonminimally coupled to gravity, in the background of Planck2015 TTT, EEE, TTE and EET data. (right panel). Figure is plotted with $n = 1$, $f(\phi) \sim \xi \phi^4$ and various types of potential, for $N = 60$.

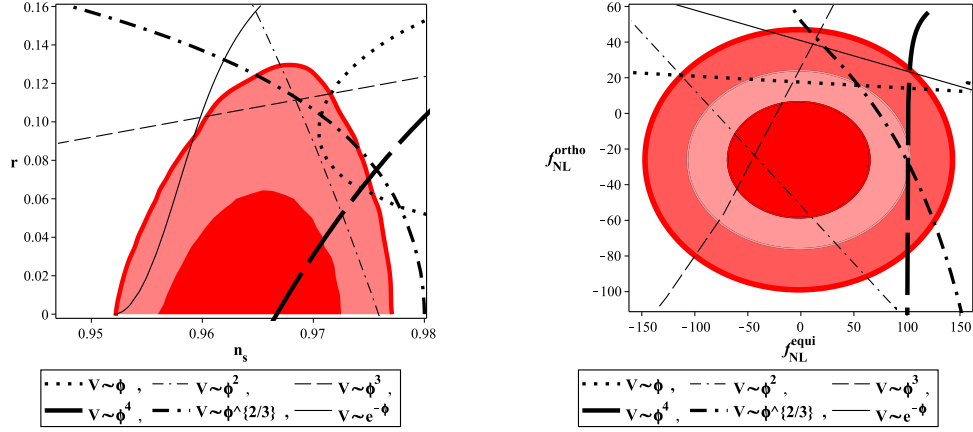


Figure 3. Tensor-to-scalar ratio versus the scalar spectral index for an inflationary model in which both inflaton and its derivative are nonminimally coupled to gravity, in the background of Planck2015 TT, TE, EE+lowP data (left panel) and the amplitude of the orthogonal configuration of non-Gaussianity versus the equilateral configuration of non-Gaussianity for an inflationary model in which both inflaton and its derivative are nonminimally coupled to gravity, in the background of Planck2015 TTT, EEE, TTE and EET data (right panel). Figure is plotted with $n = 2$, $f(\phi) \sim \xi \phi^2$ and various types of potential, for $N = 60$.

6 Summary

In this paper, we have studied the dynamics of a generalized inflationary model in which both the scalar field and its derivatives are nonminimally coupled to gravity. In order to have a complete treatment of the model, we have considered an extension of the nonminimal derivative coupling in the lagrangian as $\mathcal{F}(\phi)G_{\mu\nu}\nabla^\mu\nabla^\nu(\phi)$ where \mathcal{F} is a general function of ϕ . We have firstly obtained the main equations of this generalized inflationary model. Then, using the ADM formulation of the metric, we have studied the linear perturbations of the model. We have expanded the action up to the second order in perturbation and by using the 2-point correlation function, we have derived the amplitude of the scalar perturbation and its spectral index in our setup. To study the tensor

Table 2. The ranges of ξ in which the values of the inflationary parameters r and n_s and also, f_{NL}^{ortho} and f_{NL}^{equi} , with $n = 2$, are compatible with the 95% CL of the Planck2015 dataset.

V	$r - n_s$ $f(\phi) \sim \xi \phi^2$	$r - n_s$ $f(\phi) \sim \xi \phi^4$	$f_{NL}^{ortho} - f_{NL}^{equi}$ $f(\phi) \sim \xi \phi^2$	$f_{NL}^{ortho} - f_{NL}^{equi}$ $f(\phi) \sim \xi \phi^4$
ϕ	$0.021 < \xi < 0.090$	$0.019 < \xi < 0.09$	$0.020 < \xi < 0.088$	$0.021 < \xi < 0.097$
ϕ^2	$\xi < 0.109$	$0.01 < \xi < 0.055, 0.06 < \xi < 0.114$	$0.017 < \xi < 0.89$	$0.014 < \xi < 0.109$
ϕ^3	$0.022 < \xi < 0.081$	$0.009 < \xi < 0.086$	$0.018 < \xi < 0.098$	$\xi < 0.086$
ϕ^4	$\xi < 0.098$	$0.010 < \xi < 0.09$	$0.011 < \xi < 0.107$	$0.0108 < \xi < 0.098$
$\phi^{\frac{2}{3}}$	$0.021 < \xi < 0.076$	$0.018 < \xi < 0.084$	$0.020 < \xi < 0.086$	$0.011 < \xi < 0.084$
$e^{-\phi}$	$\xi < 0.086$	$0.01 < \xi < 0.081$	$0.028 < \xi < 0.089$	$0.01 < \xi < 0.104$

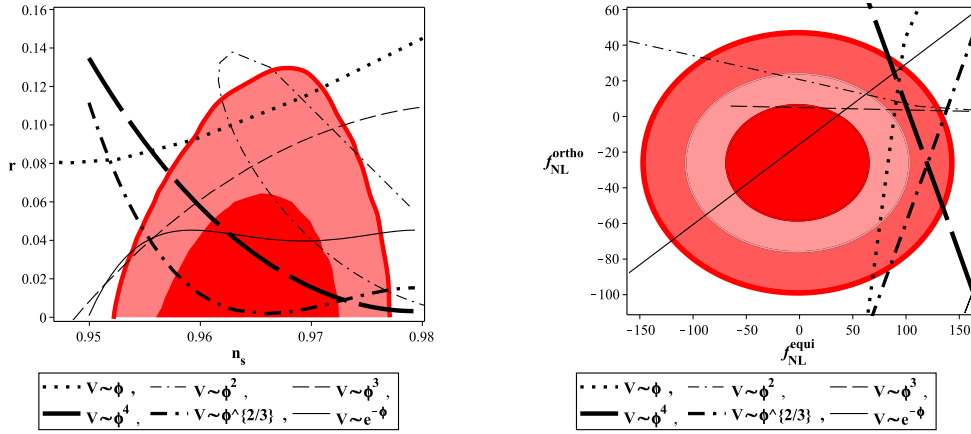


Figure 4. Tensor-to-scalar ratio versus the scalar spectral index for an inflationary model in which both inflaton and its derivative are nonminimally coupled to gravity, in the background of Planck2015 TT, TE, EE+lowP data (left panel) and the amplitude of the orthogonal configuration versus the amplitude of the equilateral configuration of non-Gaussianity for an inflationary model in which both inflaton and its derivative are nonminimally coupled to gravity, in the background of Planck2015 TTT, EEE, TTE and EET data (right panel). Figure is plotted with $n = 2$, $f(\phi) \sim \xi \phi^4$ and various types of potential, for $N = 60$.

Table 3. The ranges of ξ in which the values of the inflationary parameters r and n_s and also, f_{NL}^{ortho} and f_{NL}^{equi} , with $n = 3$, are compatible with the 95% CL of the Planck2015 dataset.

V	$r - n_s$ $f(\phi) \sim \xi \phi^2$	$r - n_s$ $f(\phi) \sim \xi \phi^4$	$f_{NL}^{ortho} - f_{NL}^{equi}$ $f(\phi) \sim \xi \phi^2$	$f_{NL}^{ortho} - f_{NL}^{equi}$ $f(\phi) \sim \xi \phi^4$
ϕ	$0.020 < \xi < 0.089$	$0.017 < \xi < 0.089$	$0.018 < \xi < 0.107$	$0.011 < \xi < 0.089$
ϕ^2	$0.015 < \xi < 0.084$	$0.012 < \xi < 0.090$	$0.011 < \xi < 0.098$	$0.012 < \xi < 0.090$
ϕ^3	$0.018 < \xi < 0.085$	$0.008 < \xi < 0.083$	$0.02 < \xi < 0.079$	$0.019 < \xi < 0.080$
ϕ^4	$0.007 < \xi < 0.108$	$0.032 < \xi < 0.105$	$0.029 < \xi < 0.081$	$0.024 < \xi < 0.871$
$\phi^{\frac{2}{3}}$	$0.04831 < \xi$	$0.011 < \xi < 0.082$	$0.086 < \xi < 0.096$	$0.007 < \xi < 0.095$
$e^{-\phi}$	$0.013 < \xi < 0.088$	$0.043 < \xi < 0.078$	$0.025 < \xi < 0.077$	$0.021 < \xi < 0.081$

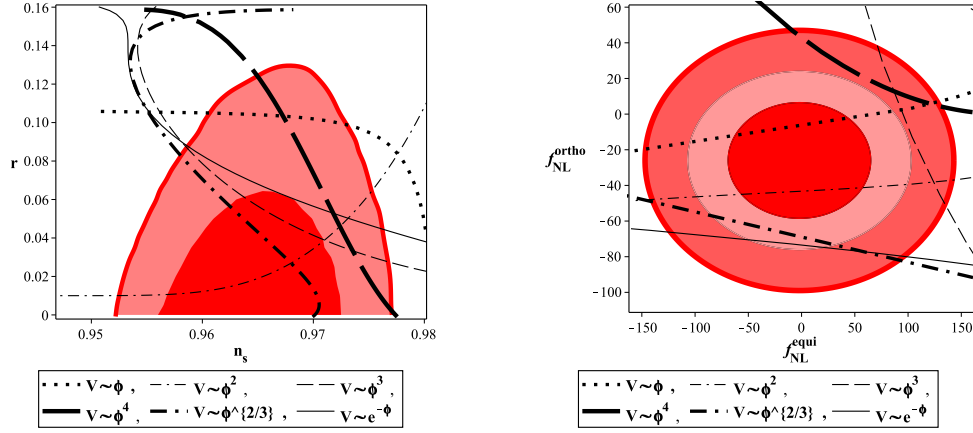


Figure 5. Tensor-to-scalar ratio versus the scalar spectral index for an inflationary model in which both inflaton and its derivative are nonminimally coupled to gravity, in the background of Planck2015 TT, TE, EE+lowP data (left panel) and the amplitude of the orthogonal configuration versus the amplitude of the equilateral configuration of non-Gaussianity for an inflationary model in which both inflaton and its derivative are nonminimally coupled to gravity, in the background of Planck2015 TTT, EEE, TTE and EET data (right panel). Figure is plotted with $n = 3$, $f(\phi) \sim \xi \phi^2$ and various types of potential, for $N = 60$.

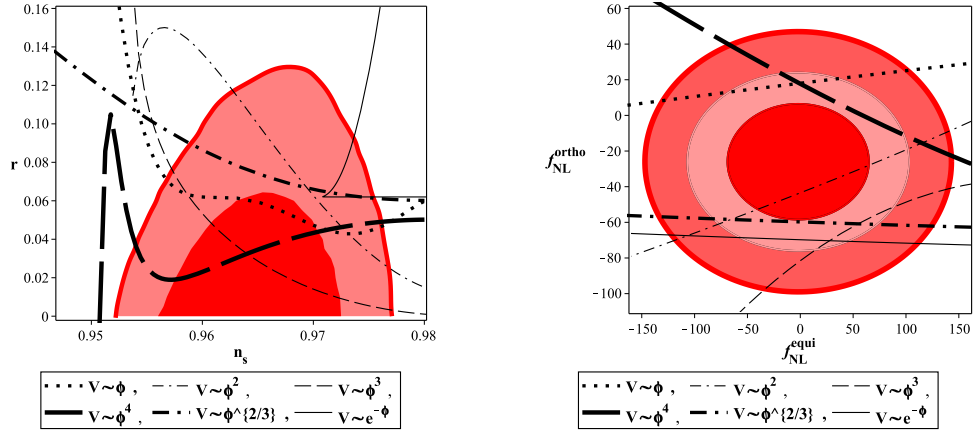


Figure 6. Tensor-to-scalar ratio versus the scalar spectral index for an inflationary model in which both inflaton and its derivative are nonminimally coupled to gravity, in the background of Planck2015 TT, TE, EE+lowP data (left panel) and the amplitude of the orthogonal configuration versus the amplitude of the equilateral configuration of non-Gaussianity for an inflationary model in which both inflaton and its derivative are nonminimally coupled to gravity, in the background of Planck2015 TTT, EEE, TTE and EET data (right panel). Figure is plotted with $n = 3$, $f(\phi) \sim \xi \phi^4$ and various types of potential, for $N = 60$.

perturbation we have used the tensor part of the perturbed metric and we have calculated the tensor perturbation and its spectral index too. The ratio between the amplitude of the tensor and scalar perturbations has been obtained in our setup. After that, in order to seek the non-Gaussian feature of the primordial perturbations, we have studied the non-linear theory. To study the non-linear perturbation, one has to calculate the three point correlation functions. In this regard, we have expanded the action of the model up to the third order in perturbation. Then, by using the interacting picture we have computed the three point correlation function and the nonlinearity parameter in our model. Also, by introducing the shape functions as \check{S}^{equi} and \check{S}^{ortho} , we have found the amplitude of the non-Gaussianity in the equilateral and orthogonal configurations. Since, both the equilateral and

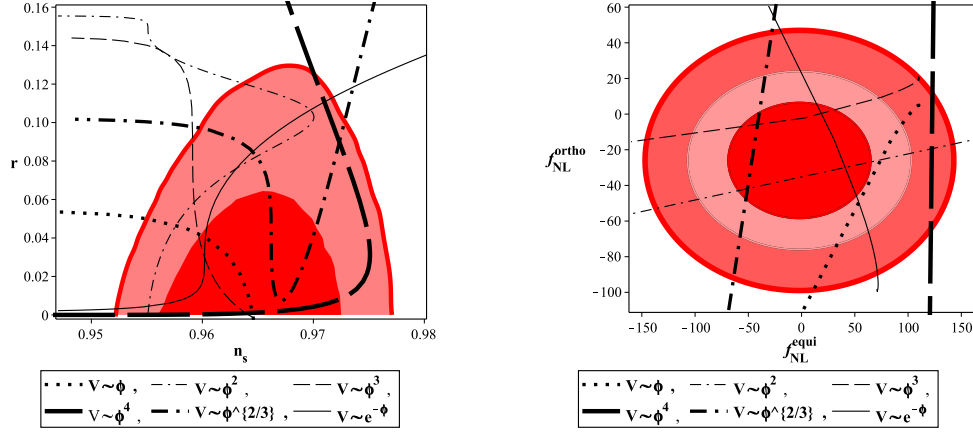


Figure 7. Tensor-to-scalar ratio versus the scalar spectral index for an inflationary model in which both inflaton and its derivative are nonminimally coupled to gravity, in the background of Planck2015 TT, TE, EE+lowP data (the left panel) and the amplitude of the orthogonal configuration of non-Gaussianity versus the amplitude of the equilateral configuration for an inflationary model in which both inflaton and its derivative are nonminimally coupled to gravity, in the background of Planck2015 TTT, EEE, TTE and EET data (right panel). Figure is plotted with $n = 4$, $f(\phi) \sim \xi\phi^2$ and various types of potential, for $N = 60$.

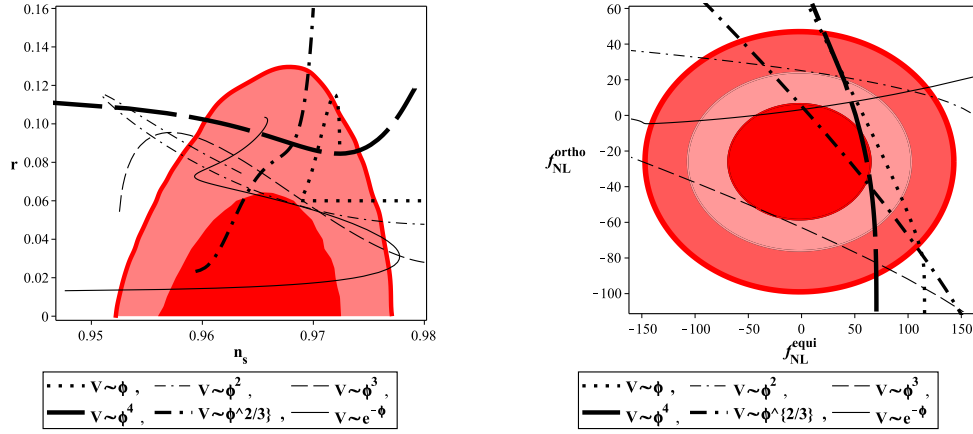


Figure 8. Tensor-to-scalar ratio versus the scalar spectral index for an inflationary model in which both inflaton and its derivative are nonminimally coupled to the gravity, in the background of Planck2015 TT, TE, EE+lowP data (left panel) and the amplitude of the orthogonal configuration of non-Gaussianity versus the amplitude of the equilateral configuration for an inflationary model in which both inflaton and its derivative are nonminimally coupled to the gravity, in the background of Planck2015 TTT, EEE, TTE and EET data (right panel). Figure is plotted with $n = 4$, $f(\phi) \sim \xi\phi^4$ and various types of potential, for $N = 60$.

orthogonal configuration have peak in the limit $k_1 = k_2 = k_3$, we have focused in this limit. After finding the important perturbation parameters, we have analyzed our model with recently released Planck 2015 observational data. To this end, we had to specify general functions of the scalar field in the model. For the the extension of the nonminimal derivative term, we have adopted the function to be as $\mathcal{F}(\phi) \sim \frac{1}{2n}\phi^n$ with $n = 1, 2, 3, 4$. We have also defined two functions for the nonminimal coupling between the scalar field and the curvature scalar as $f \sim \xi\phi^2$ and $f \sim \xi\phi^4$. Then, by adopting several types of potential as linear, quadratic, cubic, quartic potential, a potential corresponding to $\phi^{\frac{2}{3}}$ and an exponential potential, we have analyzed this inflationary models numerically and compared our model with the observational data of Planck2015. In this regard, we have studied the behavior of

Table 4. The ranges of ξ in which the values of the inflationary parameters r and n_s and also, f_{NL}^{ortho} and f_{NL}^{equi} , with $n = 4$, are compatible with the 95% CL of the Planck2015 dataset.

V	$r - n_s$		$f_{NL}^{ortho} - f_{NL}^{equi}$	
	$f(\phi) \sim \xi\phi^2$	$f(\phi) \sim \xi\phi^4$	$f(\phi) \sim \xi\phi^2$	$f(\phi) \sim \xi\phi^4$
ϕ	$\xi < 0.084$	$\xi < 0.021, 0.025 < \xi < 0.084$	$\xi < 0.113$	$0.016 < \xi < 0.093$
ϕ^2	$\xi < 0.083$	$\xi < 0.040, 0.059 < \xi < 0.112$	$0.125 < \xi < 0.090$	$0.012 < \xi < 0.092$
ϕ^3	$\xi < 0.082$	$0.019 < \xi < 0.087$	$\xi < 0.106$	$0.007 < \xi < 0.109$
ϕ^4	$0.075 < \xi < 0.105$	$0.019 < \xi < 0.081$	$0.036 < \xi < 0.079$	$0.019 < \xi < 0.0935$
$\phi^{\frac{2}{3}}$	$0.043 < \xi < 0.112$	$\xi < 0.086$	$0.009 < \xi < 0.099$	$0.008 < \xi < 0.098$
$e^{-\phi}$	$0.012 < \xi < 0.099$	$\xi < 0.109$	$0.004 < \xi < 0.104$	$0.013 < \xi < 0.096$

the tensor-to-scalar ratio versus the scalar spectral index in the background of the Planck2015 TT, TE, EE+lowP data and obtained some constraints on the nonminimal coupling parameter. We have also analyzed the non-Gaussianity feature of the primordial perturbations numerically by studying the behavior of the orthogonal configuration versus the equilateral configuration in the background of the Planck2015 TTT, EEE, TTE and EET data. In this paper, we have shown that this generalized inflationary model is observationally viable in some ranges of its parameters space. As an important result, we have shown that the nonminimal couplings help to make models of chaotic inflation, that would otherwise be in tension with Planck data, in better agreement with the data.

In summary, as an important result, our numerical analysis shows that this non-minimal model, in some ranges of the non-minimal coupling parameter and with small values of this parameter (the weak coupling limit), is consistent with observation. Therefore, this model in weak coupling limit has cosmological viability. Also, in the weak coupling limit this setup is applicable to several inflationary potentials. In this limit and in the ranges obtained by numerical analysis, the scalar spectral index is red tilted. Another point is that in our setup, in some range of the NMC parameter, it is possible to have large non-Gaussianity.

Appendix: The expanded action up to third order

$$\begin{aligned}
S_3 = \int dt d^3x a^3 \Bigg[& \left(3\kappa^{-2}H^2(1+\kappa^2f) - \frac{\dot{\phi}^2}{2} + 6H\dot{\phi}f' + 30H^2\dot{\phi}^2\mathcal{F}' \right) \Phi^3 + \Phi^2 \left(\left(\frac{3}{2}\dot{\phi}^2 - 9\kappa^{-2}H^2(1+\kappa^2f) \right. \right. \\
& \left. \left. - 18H\dot{\phi}f' - 54H^2\dot{\phi}^2\mathcal{F}' \right) \Psi + \left(-6\kappa^{-2}H(1+\kappa^2f) - 6\dot{\phi}f' - 36H\dot{\phi}^2\mathcal{F}' \right) \dot{\Psi} + 2\dot{\phi}^2\mathcal{F}' \frac{\partial^2\Psi}{a^2} + \right. \\
& \left. \left(2\kappa^{-2}H(1+\kappa^2f) + 12H\dot{\phi}^2\mathcal{F}' + 2\dot{\phi}f' \right) \frac{\partial^2 B}{a^2} \right) + \Phi \left(-a^{-2} \left(2\kappa^{-2}H(1+\kappa^2f) \right. \right. \\
& \left. \left. + 2\dot{\phi}f' + 6\dot{\phi}^2\mathcal{F}' \right) \partial_i\Psi\partial_i B + 9 \left(2\kappa^{-2}H(1+\kappa^2f) + 2\dot{\phi}f' + 6\dot{\phi}^2\mathcal{F}' \right) \dot{\Psi}\Psi \right. \\
& - \frac{\kappa^{-2}(1+\kappa^2f) + 3\dot{\phi}^2\mathcal{F}'}{2a^4} \left(\partial_i\partial_j B \partial_i\partial_j B - \partial^2 B \partial^2 B \right) - \frac{\left(2\kappa^{-2}H(1+\kappa^2f) + 2\dot{\phi}f' + 6\dot{\phi}^2\mathcal{F}' \right)}{a^2} \Psi \partial^2 B - \\
& \frac{2\kappa^{-2}(1+\kappa^2f) + 6\dot{\phi}^2\mathcal{F}'}{a^2} \dot{\Psi} \partial^2 B - 2 \frac{\kappa^{-2} + f + \dot{\phi}^2\mathcal{F}'}{a^2} \Psi \partial^2 \Psi - \frac{\kappa^{-2} + f + \dot{\phi}^2\mathcal{F}'}{a^2} (\partial\Psi)^2 \\
& + \left(3\kappa^{-2}(1+\kappa^2f) + 9\dot{\phi}^2\mathcal{F}' \right) \dot{\Psi}^2 \Bigg) + \frac{\kappa^{-2} + f + \dot{\phi}^2\mathcal{F}'}{a^2} \Psi (\partial\Psi)^2 - 9 \left(\kappa^{-2} + f + \dot{\phi}^2\mathcal{F}' \right) \dot{\Psi}^2 \Psi \\
& + 2 \frac{\kappa^{-2} + f + \dot{\phi}^2\mathcal{F}'}{a^2} \dot{\Psi} \partial_i\Psi\partial_i B + 2 \frac{\kappa^{-2} + f + \dot{\phi}^2\mathcal{F}'}{a^2} \dot{\Psi} \Psi \partial^2 B \\
& + \frac{3}{2} \frac{\left(\kappa^{-2} + f + \dot{\phi}^2\mathcal{F}' \right) \Psi \left(\partial_i\partial_j B \partial_i\partial_j B - \partial^2 B \partial^2 B \right)}{a^4} - 2 \frac{\kappa^{-2} + f + \dot{\phi}^2\mathcal{F}'}{a^4} \partial_i\Psi\partial_i B \partial^2 B \Bigg]
\end{aligned}$$

References

- [1] A. Guth, *Inflationary universe: A possible solution to the horizon and flatness problems*, Phys. Rev. D **23** (1981) 347.
- [2] A. D. Linde, *A new inflationary universe scenario: A possible solution of the horizon, flatness, homogeneity, isotropy and primordial monopole problems*, Phys. Lett. **108** B (1982) 389.
- [3] A. Albrecht and P. Steinhard, *Cosmology for Grand Unified Theories with Radiatively Induced Symmetry Breaking*, Phys. Rev. D **48** (1982) 1220.
- [4] A. D. Linde, *Particle Physics and Inflationary Cosmology*, Harwood Academic Publishers, Chur, Switzerland (1990), [arXiv:hep-th/0503203].
- [5] A. Liddle and D. Lyth, *Cosmological Inflation and Large-Scale Structure*, Cambridge University Press (2000).
- [6] J. E. Lidsey et al, Abney, *Reconstructing the inflaton potential*, Rev. Mod. Phys. **69** (1997) 373.
- [7] A. Riotto, [arXiv:hep-ph/0210162].
- [8] D. H. Lyth and A. R. Liddle, *The Primordial Density Perturbation*, Cambridge University Press (2009).
- [9] J. M. Maldacena, *Non-Gaussian features of primordial fluctuations in single field inflationary models*, JHEP, **0305**, (2003) 013 [arXiv:astro-ph/0210603].
- [10] P. A. R. Ade et al., *Planck 2015 results. XX. Constraints on inflation*, [arXiv:1502.02114].
- [11] P. A. R. Ade et al., *Planck 2015 results. XIII. Cosmological parameters*, [arXiv:1502.01589].
- [12] P. A. R. Ade et al., *Planck 2015 results. XVII. Constraints on primordial non-Gaussianity*, [arXiv:1502.01592].

- [13] N. Bartolo, E. Komatsu, S. Matarrese and A. Riotto, *Non-Gaussianity from Inflation: Theory and Observations*, Phys. Rept. 402 (2004) 103 [arXiv:astro-ph/0406398].
- [14] X. Chen, *Primordial Non-Gaussianities from Inflation Models*, Adv. Astron. 2010 (2010) 638979 [arXiv:1002.1416].
- [15] A. De Felice and S. Tsujikawa, *Inflationary non-Gaussianities in the most general second-order scalar-tensor theories*, Phys. Rev. D 84 (2011) 083504 [arXiv:1107.3917].
- [16] A. De Felice and S. Tsujikawa, *Primordial non-Gaussianities in general modified gravitational models of inflation*, JCAP 1104 (2011) 029 [arXiv:1103.1172].
- [17] K. Nozari and N. Rashidi, *Braneworld nonminimal inflation with induced gravity*, Phys. Rev. D 86(2012) 043505 [arXiv:1207.3966].
- [18] K. Nozari and N. Rashidi, *Some aspects of tachyon field cosmology*, Phys. Rev. D 88 (2013) 023519 [arXiv:1306.5853].
- [19] K. Nozari and N. Rashidi, *DBI inflation with a non-minimally coupled Gauss-Bonnet term*, Phys. Rev. D 88 (2013) 084040 [arXiv:1310.3989].
- [20] K. Nozari and N. Rashidi, *Non-Minimal Braneworld Inflation after the Planck*, Astrophys. Space Sci. 350 (2014) 339 [arXiv:1309.1950].
- [21] D. Babich, P. Creminelli and M. Zaldarriaga, *The shape of non-Gaussianities*, JCAP 0408 (2004) 009 [arXiv:astro-ph/0405356].
- [22] C. Cheung, P. Creminelli, A. L. Fitzpatrick, J. Kaplan and L. Senatore, *The Effective Field Theory of Inflation*, JHEP 0803 (2008) 014 [arXiv:0709.0293].
- [23] N. D. Birrell and P. C.W. Davies, *Quantum Fields in Curved Spaces*, Cambridge Univ. Press, Cambridge (1982).
- [24] V. Faraoni, *Nonminimal coupling of the scalar field and inflation* Phys. Rev. D 53 (1996) 6813 [arXiv:astro-ph/9602111].
- [25] V. Faraoni, *Inflation and quintessence with nonminimal coupling*, Phys. Rev. D 62 (2000) 023504 [arXiv:gr-qc/0002091].
- [26] A. Zee, *Broken-Symmetric Theory of Gravity* Phys. Rev. Lett. 42 (1979) 417.
- [27] F. S. Accetta, D. J. Zoller and M. S. Turner, *Induced-gravity inflation*, Phys. Rev. D 31 (1985) 3046.
- [28] S. Randjbar-Daemi, A. Salam, and J. Strathdee, *On Kaluza-Klein cosmology*, Phys. Lett. B 135 (1984) 388.
- [29] D. La and P. J. Steinhardt, *Extended Inflationary Cosmology*, Phys. Rev. Lett. 62 (1989) 376.
- [30] D. La and P. J. Steinhardt, *Bubble percolation in extended inflationary models*, Phys. Lett. B 220 (1989) 375.
- [31] T. Futamase and K. I. Maeda, *Chaotic inflationary scenario of the Universe with a nonminimally coupled “inflaton” field*, Phys. Rev. D 39 (1989) 399.
- [32] D. S. Salopek, J. R. Bond and J. M. Bardeen, *Designing density fluctuation spectra in inflation*, Phys. Rev. D 40 (1989) 1753.
- [33] R. Fakir and W. G. Unruh, *Improvement on cosmological chaotic inflation through nonminimal coupling*, Phys. Rev. D 41 (1990) 1783.
- [34] N. Makino and M. Sasaki, *The Density Perturbation in the Chaotic Inflation with Non-Minimal Coupling*, Prog. Theor. Phys. 86 (1991) 103.
- [35] J. Hwang and H. Noh, *COBE constraints on inflation models with a massive nonminimal scalar field*, Phys. Rev. D 60 (1999) 123001.
- [36] S. Tsujikawa and H. Yajima, *New constraints on multi-field inflation with nonminimal coupling*, Phys. Rev. D 62 (2000) 123512 [arXiv:hep-ph/0007351].

- [37] C. Pallis and N. Toumbas, *Non-Minimal Sneutrino Inflation, Peccei-Quinn Phase Transition and non-Thermal Leptogenesis*, JCAP 1102 (2011) 019 [arXiv:1101.0325].
- [38] K. Nozari, *DGP Cosmology with a Non-Minimally Coupled Scalar Field on the Brane*, JCAP 0709 (2007) 003 [arXiv:0708.1611].
- [39] K. Nozari and S. Shafizadeh, *Non-minimal inflation revisited*, Phys. Scr. 82 (2010) 015901 [arXiv:1006.1027].
- [40] H. M. Lee, [arXiv:1403.5602].
- [41] D. Glavan, A. Marunović and T. Prokopec, *Inflation from cosmological constant and nonminimally coupled scalar*, Phys. Rev. D 92 (2015) 044008 [arXiv:1504.07782].
- [42] L. Boubekur, E. Giusarma, O. Mena and H. Ramirez, *Do current data prefer a nonminimally coupled inflaton?*, Phys. Rev. D 91 (2015) 103004 [arXiv:1502.05193].
- [43] B. Mosk and J. P. van der Schaar, *Chaotic inflation limits for non-minimal models with a Starobinsky attractor*, JCAP 1412 (2014) 022 [arXiv:1407.4686].
- [44] C. Pallis, *Kinetically Modified Non-Minimal Chaotic Inflation*, Phys. Rev. D 91 (2015) 123508 [arXiv:1503.05887].
- [45] I. Dalianis and F. Farakos, *Exponential potential for an inflaton with nonminimal kinetic coupling and its supergravity embedding* Phys. Rev. D 90 (2014) 083512 [arXiv:1405.7684].
- [46] A. Linde, *Does the first chaotic inflation model in supergravity provide the best fit to the Planck data?*, [arXiv:1412.7111].
- [47] A. Linde, D. Roest and M. Scalisi, *Inflation and Dark Energy with a Single Superfield*, JCAP 03 (2015) 017 [arXiv:1412.2790].
- [48] R. Kallosh, A. Linde and M. Scalisi, *Inflation, de Sitter Landscape and Super-Higgs effect*, JHEP 1503 (2015) 111 [arXiv:1411.5671].
- [49] R. Kallosh, A. Linde and A. Westphal, *Chaotic inflation in supergravity after Planck and BICEP2*, Phys. Rev. D 90 (2014) 023534 [arXiv:1405.0270].
- [50] R. Kallosh, A. Linde and B. Vercnocke, *Natural inflation in supergravity and beyond*, Phys. Rev. D 90 (2014) 041303 [arXiv:1404.6244].
- [51] A. Linde, *Inflationary Cosmology after Planck 2013*, [arXiv:1402.0526].
- [52] R. Kallosh, A. Linde and D. Roest, *Universal Attractor for Inflation at Strong Coupling*, PRL 112 (2014) 011303 [arXiv:1310.3950].
- [53] L. Amendola, *Cosmology with nonminimal derivative couplings*, Phys. Lett. B 301 (1993) 175.
- [54] C. P. Burgess, H. M. Lee and M. Trott, *Power-counting and the Validity of the Classical Approximation During Inflation* JHEP 0909 (2009) 103 [arXiv:0902.4465].
- [55] J. L. F. Barbon and J. R. Espinosa, *On the Naturalness of Higgs inflation*, Phys. Rev. D 79 (2009) 081302 [arXiv:0903.0355].
- [56] C. P. Burgess, H. M. Lee and M. Trott, *Comment on Higgs Inflation and Naturalness*, JHEP 1007 (2010) 007 [arXiv:1002.2730].
- [57] C. Germani and A. Kehagias, *New Model of Inflation with Nonminimal Derivative Coupling of Standard Model Higgs Boson to Gravity*, Physical Review Letters 105 (2010) 011302 [arXiv:1003.2635].
- [58] S. Tsujikawa, *Observational tests of inflation with a field derivative coupling to gravity*, Phys. Rev. D 85 (2012) 083518 [arXiv:1201.5926].
- [59] H. M. Sadjadi and P. Goodarzi, *Reheating in nonminimal derivative coupling model*, JCAP 02 (2013) 038 [arXiv:1203.1580].
- [60] E. N. Saridakis and S. V. Sushkov, *Quintessence and phantom cosmology with nonminimal derivative coupling*, Phys. Rev. D 81 (2010) 083510 [arXiv:1002.3478].

- [61] G. Hinshaw et al., *Nine-Year Wilkinson Microwave Anisotropy Probe (WMAP) Observations: Cosmological Parameter Results*, *Astrophys. J. Suppl. Ser.* 208 (2013) 19 [arXiv:1212.5226].
- [62] P. A. R. Ade et al., *Planck 2013 results. XXII. Constraints on inflation* *Astron. Astrophys.* 571 (2014) A22 [arXiv:1303.5082].
- [63] P. A. R. Ade et al., *Detection of B-Mode Polarization at Degree Angular Scales by BICEP2*, *Phys. Rev. Lett.* 112 (2014) 241101 [arXiv:1403.3985].
- [64] F. Wu, Y. Li, Y. Lu, and X. Chen, *Cosmological parameter fittings with the BICEP2 data*, *Sci. China Phys. Mech. Astron.* 57 (2014) 1449 [arXiv:1403.6462].
- [65] R. L. Arnowitt, S. Deser and C. W. Misner, *Canonical Variables for General Relativity*, *Phys. Rev.* 117 (1960) 1595.
- [66] V. F. Mukhanov, H. A. Feldman, R. H. Brandenberger, *Theory of cosmological perturbations*, *Physics Reports* 215 (1992) 203.
- [67] Daniel Baumann, *TASI Lectures on Inflation* [arXiv:0907.5424].
- [68] K. Koyama, *Non-Gaussianity of quantum fields during inflation*, *Class. Quant. Grav.* 27 (2010) 124001 [arXiv:1002.0600].
- [69] J. Bardeen, *Gauge-invariant cosmological perturbations*, *Phys. Rev. D* 22 (1980) 1882.
- [70] D. Seery and J. E. Lidsey, *Primordial non-gaussianities in single field inflation*, *JCAP* 0506 (2005) 003 [arXiv:astro-ph/0503692].
- [71] E. Komatsu, D. N. Spergel and B. D. Wandelt, *Measuring primordial non-Gaussianity in the cosmic microwave background*, *Astrophys. J.* 634 (2005) 14 [arXiv:astro-ph/0305189].
- [72] P. Creminelli, A. Nicolis, L. Senatore, M. Tegmark and M. Zaldarriaga, *Limits on non-Gaussianities from WMAP data*, *JCAP* 0605 (2006) 004 [arXiv:astro-ph/0509029].
- [73] M. Liguori, F. K. Hansen, E. Komatsu, S. Matarrese and A. Riotto, *Testing primordial non-Gaussianity in CMB anisotropies*, *Phys. Rev. D* 73 (2006) 043505 [arXiv:astro-ph/0509098].
- [74] A. P. S. Yadav, E. Komatsu and B. D. Wandelt, *Fast Estimator of Primordial Non-Gaussianity from Temperature and Polarization Anisotropies in the Cosmic Microwave Background*, *Astrophys. J.* 664(2007) 680 [arXiv:astro-ph/0701921].
- [75] A. Gangui, F. Lucchin, S. Matarrese and S. Mollerach, *The Three-Point Correlation Function of the Cosmic Microwave Background in Inflationary Models*, *Astrophys. J.* 430 (1994) 447 [arXiv:astro-ph/9312033].
- [76] L. Verde, L. Wang, A. F. Heavens and M. Kamionkowski, *Large-scale structure, the cosmic microwave background and primordial non-Gaussianity*, *MNRAS* 313 (2000) 141.
- [77] L. Wang and M. Kamionkowski, *Cosmic microwave background bispectrum and inflation*, *Phys. Rev. D* 61 (2000) 063504 [arXiv:astro-ph/9907431].
- [78] E. Komatsu and D. N. Spergel, *Acoustic signatures in the primary microwave background bispectrum*, *Phys. Rev. D* 63 (2001) 063002 [arXiv:astro-ph/0005036].
- [79] D. Babich, P. Creminelli and M. Zaldarriaga, *The shape of non-Gaussianities*, *JCAP* 08, (2004) 009 [arXiv:astro-ph/0405356].
- [80] L. Senatore, K. M. Smith and M. Zaldarriaga, *Non-Gaussianities in Single Field Inflation and their Optimal Limits from the WMAP 5-year Data*, *JCAP* 1 (2010) 28 [arXiv:0905.3746].
- [81] X. Chen, M. x. Huang, S. Kachru and G. Shiu, *Observational Signatures and Non-Gaussianities of General Single Field Inflation*, *JCAP* 0701 (2007) 002 [arXiv:hep-th/0605045].
- [82] J. R. Fergusson and E. P. S. Shellard, *Shape of primordial non-Gaussianity and the CMB bispectrum*, *Phys. Rev. D* 80 (2009) 043510 [arXiv:0812.3413].

- [83] A. De Felice, S. Tsujikawa, *Shapes of primordial non-Gaussianities in the Horndeski's most general scalar-tensor theories*, JCAP 03 (2013) 030 [arXiv:1301.5721].
- [84] C. T. Byrnes, *Lecture notes on non-Gaussianity* [arXiv:1411.7002].
- [85] L. Mc Allister, E. Silverstein, and A. Westphal, *Gravity waves and linear inflation from axion monodromy*, Phys. Rev. D 82 (2010) 046003 [arXiv:0808.0706].
- [86] E. Silverstein and A. Westphal, *Monodromy in the CMB: Gravity waves and string inflation*, Phys. Rev. D 78 (2008) 106003 [arXiv:0803.3085].