

State of the art for *ab initio* vs empirical potentials for predicting $6e^-$ excited state molecular energies: Application to $\text{Li}_2(b, 1^3\Pi_u)$

Nikesh S. Dattani,^{1,2,3,*}

¹Quantum Chemistry Laboratory, Department of Chemistry, Kyoto University, 606-8502, Kyoto, Japan,
²School of Materials Science and Engineering, Nanyang Technological University, 639798, Singapore, and
³Fukui Institute for Fundamental Chemistry, 606-8103, Kyoto, Japan,

Robert J. Le Roy,^{3,†}

⁴Guelph-Waterloo Centre for Graduate Work in Chemistry and Biochemistry,
 University of Waterloo, N2L 3G1, Waterloo, Ontario, Canada.

We build the first analytic empirical potential for the most deeply bound Li_2 state: $b(1^3\Pi_u)$. Our potential is based on experimental energy transitions covering $v = 0 - 34$, and very high precision theoretical long-range constants. It provides high accuracy predictions up to $v = 100$ which pave the way for high-precision long-range measurements, and hopefully an eventual resolution of the age old discrepancy between experiment and theory for the $\text{Li}(2^2S) + \text{Li}(2^2P) C_3$ value. State of the art *ab initio* calculations predict vibrational energy spacings that are all in at most 0.8 cm^{-1} disagreement with the empirical potential.

PACS numbers: 02.60.Ed , 31.50.Bc , 82.80.-d , 31.15.ac, 33.20.-t, , 82.90.+j, 97, , 98.38.-j , 95.30.Ky

There is currently a rather large discrepancy between the best atomic $3e^-$ *ab initio* calculation [1], and the most current empirical value [2, 3], for the leading long-range $\text{Li}(2^2S) - \text{Li}(2^2P)$ interaction constant (C_3), despite the latter being the most precise experimentally determined oscillator strength for any system, by an order of magnitude [4]. $\text{Li}_2(b, 1^3\Pi_u)$ is one of the molecular states that dissociates to $\text{Li}(2^2S) + \text{Li}(2^2P)$, and therefore its long-range potential has this C_3 interaction constant. This “ b -state” is also the deepest Li_2 potential, and out of the five lowest Li_2 states, the b -state is the only one for which an analytic empirical potential has never been made.

Since the highest 2000 cm^{-1} worth of vibrational levels of the b -state still have not been observed, and part of this region is now accessible by current ultra-high precision PA (photoassociation) technology [2, 5], an analytic potential would be very useful for making predictions to assist in observing the missing levels. The b -state also mixes strongly with the $A(1^1\Sigma_u)$ -state, which has by far the most precisely determined excited molecular state potential in all of chemistry, yet still has a rather large gap of missing data in the middle of its energy range [2, 3].

Finally, the $b(1^3\Pi_u)$ -state has been a key doorway to the triplet manifold, and was directly involved in the measurements for a vast number of other triplet states such as $2^3\Delta_g$ [6], $3^3\Pi_g$ [7], $3^3\Sigma_g^+$ [7–9], $2^3\Sigma_g^+$ [7, 10], $2^3\Pi_g$ [7–9, 11], $1^3\Delta_g$ [8, 9, 11–14], $1^3\Sigma_g^-$, and other undetermined $^3\Lambda$ states [15, 16]. Some of these more highly excited triplet states (namely $3^3\Sigma_g^+$, $2^3\Sigma_g^+$, $2^3\Pi_g$, and $1^3\Delta_g$) are so thoroughly covered by these spectroscopic

measurements, that global empirical potentials can be built for them too. For this, an analytic potential for the b -state would be used as a base.

In this work we will build analytic empirical potentials for the b -states of all stable homonuclear isotopologues of Li_2 . Previous work has shown that analytic empirical potentials for the $c(1^3\Sigma_g)$ -state were able to predict energies correctly to about 1 cm^{-1} , in the middle of a gap of $> 5000 \text{ cm}^{-1}$ where data were unavailable [5, 17], and this was much better agreement than was obtained with the most sophisticated Li_2 *ab initio* calculations of the time [18].

It was recently shown that the best ground-state rotationless *ab initio* potentials for the $5e^-$ molecules BeH , BeD , and BeT , were able to predict vibrational energy spacings to within 1 cm^{-1} for all measured energy levels except one. The b -state of Li_2 might be expected to be more challenging *ab initio* because it (1) is an excited state, (2) has one more e^- , and (3) involves many more vibrational energies. We will therefore compare our analytic empirical potentials for the b -state of $^6,^6\text{Li}_2$ and $^7,^7\text{Li}_2$ with the most state-of-the-art *ab initio* calculations, which were published recently in [19].

Table I summarizes all experiments we could find which provided information on rovibrational levels of the b -state. Unfortunately attempts to recover the data from [9, 15, 20–22] were unsuccessful, but we were still able to include all data from the other experiments in our study. Furthermore, it is noted that the b -state was also involved in various other studies [6–8, 23, 24] but these just made use of rovibrational levels that were already determined in the studies listed in Table I, in order to access levels of other electronic states.

* dattani.nike@gmail.com

† rleroy@uwaterloo.ca

Table I. Summary of experiments involving $\text{Li}_2(b, 1^3\Pi_u)$

Isotopes	Year	Type	States Involved	Unc. (cm^{-1})	v	# Data	Included in dataset	Source
$^7,^7\text{Li}_2$	1985	LIF	$A(1^1\Sigma_u^+), b(1^3\Pi_u)$	a	8 – 25	100s		Preuss & Baumgartner [25]
	1985	OODR	$(5d\delta^3\Delta_g) \rightarrow b(1^3\Pi_u)$	1	0	100s	-	Rai et al [15]
	1992	PFOODR	$A(1^1\Sigma_u^+), b(1^3\Pi_u)$?	19	3	-	Li et al. [26]
	1996	cw PFOODR	$(^3\Lambda_g) \rightarrow b(1^3\Pi_u)$?	0, 1, 4	?	-	Li et al.[16]
	1996	CIF	$(1^3\Delta_g) \rightarrow b(1^3\Pi_u)$?	0 – 11	?	-	Weyh et al.[22]
	1997	PFOODR	$(2^3\Pi_g) \rightarrow b(1^3\Pi_u)$	0.005	1 – 27	178	✓	Russier et al [11]
	1997	PFOODR	$(1^3\Delta_g) \rightarrow b(1^3\Pi_u)$	0.005	1 – 25	234	✓	Russier et al [11]
	1997	CIF	$(1^3\Delta_g) \rightarrow b(1^3\Pi_u)$	0.005	0 – 7	314	✓	Russier et al [11]
2001	cw PFOODR	$A(1^1\Sigma_u^+), b(1^3\Pi_u)$?	15, 22	2	-	Lazarov & Lyyra [10]	
$^7,^6\text{Li}_2$	1985	LIF	$A(1^1\Sigma_u^+), b(1^3\Pi_u)$	a	8 – 20	100s		Preuss & Baumgartner[25]
$^6,^6\text{Li}_2$	1983	CIF	$(3^3\Delta_g) \rightarrow b(1^3\Pi_u)$	0.3	0 – 10	240	-	Engelke & Hage
	1985	LIF	$A(1^1\Sigma_u^+), b(1^3\Pi_u)$	a	8 – 18	100s		Preuss & Baumgartner[25]
	1985		$A(1^1\Sigma_u^+), b(1^3\Pi_u)$?	9, 15	2	-	Xie & Field [27, 28]
	1986	PFOODR	$(2^3\Pi_g) \rightarrow b(1^3\Pi_u)$	0.5	0 – 17	~170	32 lines recovered	Xie & Field [9]
	1986	PFOODR	$(1^3\Delta_g) \rightarrow b(1^3\Pi_u)$	0.02 – 0.13	0 – 11	?		Rice, Xie & Field [29, 30]
	1988	CIF	$(1^3\Delta_g) \rightarrow b(1^3\Pi_u)$	0.2	0 – 11	~200	-	Schmidt <i>et al.</i> [21]
	1992	CIF	$(1^3\Delta_g) \leftrightarrow b(1^3\Pi_u)$	0.003 – 0.07	0 – 9	599	✓	Linton <i>et al.</i> [12]
TOTAL				0.003 – 1	0 – 27	?	1357	[12][11]

^aThe measurements were on v -levels of the A -state, and information about the b -state v -levels that perturbed those A -state levels was inferred indirectly.

I. HAMILTONIAN

The rovibrational energy levels and wavefunctions for isotopologue α with reduced mass μ_α are treated as

the eigenvalues and eigenfunctions in the effective radial Schroedinger equation:

$$\left(-\frac{\hbar}{2\mu_\alpha} \frac{d^2}{dr^2} + V_\alpha(r) + \frac{\hbar N(N+1)}{2\mu_\alpha r^2} (1 + g_\alpha(r)) \right) \psi_{v,N}(r) = E_{v,N}(r) \psi_{v,N}. \quad (1)$$

Here $V_\alpha(r)$ and $g_\alpha(r)$ represent the “adiabatic” potential and the “non-adiabatic” rotational g -factor. The adiabatic potential can be represented as a “Born-Oppenheimer” potential (which is mass-independent), plus a (mass-dependent) shift due to the diagonal correction to the Born-Oppenheimer approximation:

$$V_\alpha(r) \equiv V_{\text{BO}}(r) + \Delta V_\alpha(r). \quad (2)$$

The $\Delta V_\alpha(r)$ correction can be approximated by the expectation value of the nuclear kinetic energy operator in the molecular electronic wavefunction basis $\langle T_{\text{nuc},\alpha} \rangle$ [31]. For homonuclear diatomics it is given by [31–33]:

$$\Delta V_\alpha(r) = \langle T_{\text{nuc},\alpha} \rangle + \Delta_2 V_\alpha(r) \quad (3)$$

$$\langle T_{\text{nuc},\alpha} \rangle \equiv Q_\alpha(r) + P_\alpha(R) + S_\alpha(R) \quad (4)$$

$$Q_\alpha(r) \equiv -\frac{\hbar^2}{2\mu_\alpha} \left\langle \frac{\partial^2}{\partial r^2} \right\rangle_\alpha \quad (5)$$

$$P_\alpha(r) \equiv \frac{\hbar^2}{2\mu_\alpha} \langle L_x^2 + L_y^2 \rangle_\alpha \quad (6)$$

$$S_\alpha(r) \equiv -\frac{\hbar^2}{8\mu_\alpha} \left(\left\langle \sum_i \nabla_i^2 \right\rangle + \left\langle \sum_{i \neq j} \nabla_i \nabla_j \right\rangle \right)_\alpha \quad (7)$$

$$= \frac{m_e}{4\mu_\alpha} \langle T_{e,\alpha} \rangle - \frac{\hbar^2}{8\mu_\alpha} \left\langle \sum_{i \neq j} \nabla_i \nabla_j \right\rangle_\alpha \quad (8)$$

$$= -\frac{m_e}{4\mu_\alpha} \left(V_{\text{BO}}(r) + r \frac{\partial}{\partial r} V_{\text{BO}}(r) \right) \quad (9)$$

$$- \frac{\hbar^2}{8\mu_\alpha} \left\langle \sum_{i \neq j} \nabla_i \nabla_j \right\rangle_\alpha \quad (10)$$

$$\equiv -\frac{m_e}{4\mu_\alpha} \left(V_{\text{BO}}(r) + r \frac{\partial}{\partial r} V_{\text{BO}}(r) \right) + \Delta S_\alpha(r) \quad (11)$$

where z represents the internuclear axis, L_x and L_y are then projections of the total electronic orbital angular momentum, i, j represent indices for individual electrons of the molecule, and the first term of $S_\alpha(r)$ has been expressed in terms of the average electronic kinetic energy $\langle T_{e,\alpha} \rangle$ and then re-expressed in terms of $V_{\text{BO}}(r)$ using the virial theorem [31, 34]. We can define a long-range term $P_{\text{LR},\alpha}(r)$ by evaluating $P_\alpha(r)$ in the long-range Heitler-London basis, where electron overlap is zero. $P_\alpha(r)$ is then expressed as $P_{\text{LR},\alpha}(r)$ plus a correction $\Delta P_\alpha(r)$ [31]:

$$P_\alpha(r) \equiv P_{\text{LR},\alpha}(r) + \Delta P_\alpha(r) \quad (12)$$

$$P_{\text{LR},\alpha}(r) = \frac{\hbar^2}{2\mu_\alpha r^2} \sum_k^2 l_k(l_k + 1), \quad (13)$$

where l_k represents the orbital angular momentum of the electrons in constituent atom k of the molecule. Herein we restrict our attention to the b -state of Li_2 which dissociates into $\text{Li}(S) + \text{Li}(P)$:

$$P_{\text{LR},\alpha}(r) = \frac{\hbar^2}{2\mu_\alpha r^2} (l_s(l_s + 1) + l_p(l_p + 1)) \quad (14)$$

$$= \frac{2\hbar^2}{2\mu_\alpha r^2}, \text{ since } (l_s = 0, l_p = 1). \quad (15)$$

While we know that in the long-range limit, $Q_\alpha(r)$ will become a constant [31], $\Delta P_\alpha(r)$ will be zero, and $\Delta S_\alpha(r)$ will be small [31], no other information about these terms is known. Therefore, we may re-write the diagonal Born-Oppenheimer correction (DBOC) in terms of what we know, and then represent these parts that we don't know, by model functions $\tilde{S}_k(r)$ for each constituent atom k of the molecule:

$$\Delta V_\alpha(r) = \frac{\hbar^2}{\mu_\alpha r^2} - \frac{m_e}{4\mu_\alpha} \left(V_{\text{BO}}(r) + r \frac{\partial}{\partial r} V_{\text{BO}}(r) \right) + (\Delta S_\alpha(r) + \Delta P_\alpha(r) + Q_\alpha(r) + \Delta_2 V_\alpha(r)) \quad (16)$$

$$\equiv \frac{\hbar^2}{\mu_\alpha r^2} - \frac{m_e}{4\mu_\alpha} \left(V_{\text{BO}}(r) + r \frac{\partial}{\partial r} V_{\text{BO}}(r) \right) + \sum_k \frac{m_e}{M_k} \tilde{S}_k(r), \quad (17)$$

where m_e is the electron mass and M_k is the mass of the k^{th} constituent nucleus of the molecule. Note that until now, the terms containing $\tilde{S}_k(r)$ represented the entirety of Eq. 17, so less of $\Delta V_\alpha(r)$ was described by theoretically known expressions, and more was described by empirical fitting functions [35].

The only part of the Hamiltonian in Eq. 1 that is missing is now the non-adiabatic term $g_\alpha(r)$. This is often represented by model functions $\tilde{R}_k(r)$ for each atom:

$$g_\alpha(r) \equiv \sum_k \frac{m_e}{M_k} \tilde{R}_k(r). \quad (18)$$

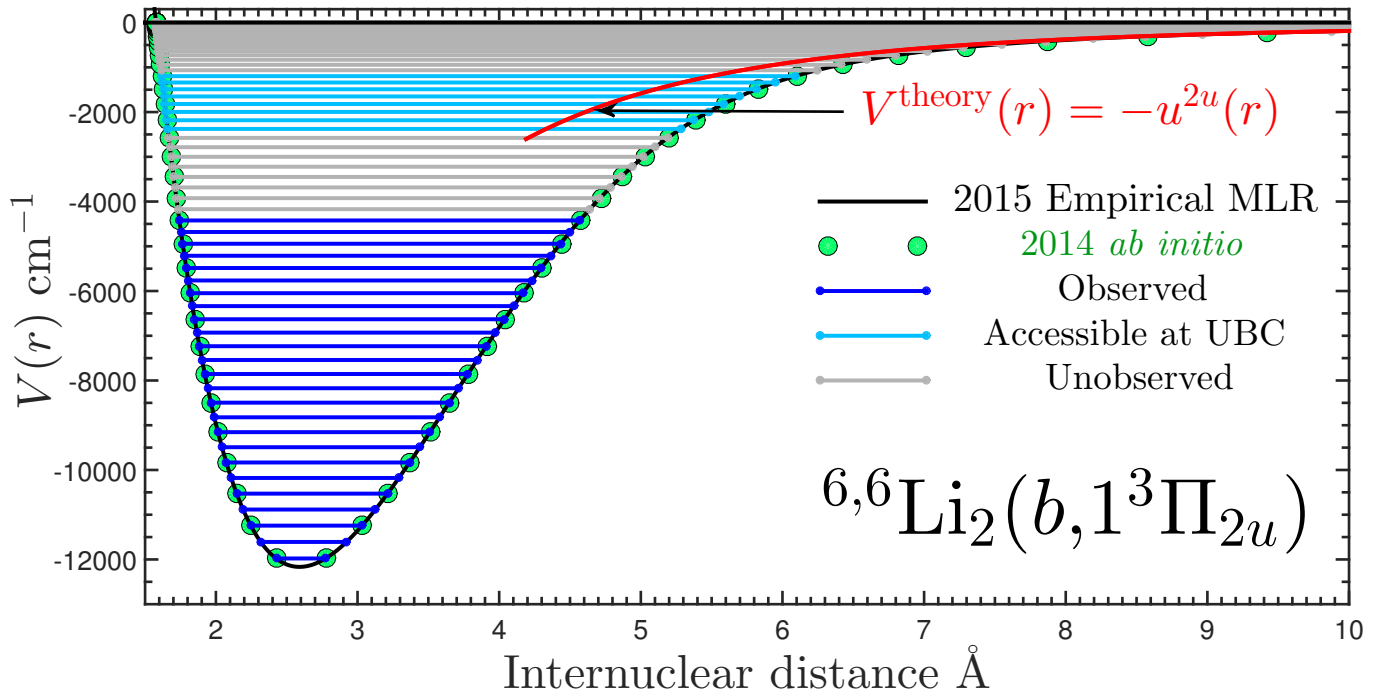
II. EMPIRICAL POTENTIAL AND BORN-OPPENHEIMER BREAKDOWN (BOB) CORRECTIONS

We now wish to determine empirical functions for $V_{\text{BO}}(r)$, $\tilde{S}(r)$, and $\tilde{R}(r)$ that accurately reproduce all

measured energies when using the Hamiltonian of Eq. 1.

There is a gap of more than 2000 cm^{-1} ($> 60 \text{ THz}$) in experimental information between the highest observed level of Li_2 ($b, 1^3\Pi_u$), and its dissociation energy. This means that when building an empirical potential that aims to be relevant in the large data gap, it is very important to take great care in ensuring the potential behaves physically correctly in the extrapolation region. In 2011 the MLR (Morse/long-range) model was used in a fit to build empirical potentials from spectroscopic data for the c ($1^3\Sigma_g^+$) –states of $^6,6\text{Li}_2$ and $^7,7\text{Li}_2$, where there was a gap of more than 5000 cm^{-1} between data near the bottom of the potential, and data at the very top [17]. In 2013 spectroscopic measurements were made in the very middle of this gap [5], and it was found that the vibrational energies predicted by the MLR potential from [17] were correct to within about 1 cm^{-1} . The present case for the b -state is in some sense more interesting because there is no data at the top helping to anchor the potential with the right shape near dissociation.

Figure 1. When considering the data for all isotopologues, levels up to $v = 32$ have been observed. For $^{6,6}\text{Li}_2$, levels $v = 33 - 40$ are accessible by Kirk Madison's group in University of British Columbia with the laboratory and method used in studies of the $A(1^1\Sigma_u^+)$ [2] and $c(1^3\Sigma_g^+)$ [5] states. The remainder of the levels have not been observed.



However, as for the c -state, the MLR model is still expected to be able to represent the physics in the extrapolation region faithfully since the correct theoretical long-range is built into the model. Having this long-range physics accurately built into the model is almost as helpful as having data in the long-range region, as was the case of the c -state. MLR-type empirical potentials have now successfully described spectroscopic data for many diatomic [2, 3, 5, 17, 36–55] and polyatomic [48, 56–60] systems. Therefore, we will proceed to use the MLR model to describe $V_{\text{BO}}(r)$.

The MLR model is defined by

$$V_{\text{MLR}}(r) \equiv \mathcal{D}_e \left(1 - \frac{u(r)}{u(r_e)} e^{-\beta(r)y_p^{r_e}(r)} \right)^2, \quad (19)$$

where \mathcal{D}_e is the dissociation energy, r_e is the equilibrium internuclear distance, and the polynomial $\beta(r)$ is

$$\beta(r) \equiv \beta_{p,q}^{r_{\text{ref}}}(r) \equiv \beta_{\infty} y_p^{r_{\text{ref}}}(r) + \left(1 - y_p^{r_{\text{ref}}}(r) \right) \sum_{i=0}^{N_{\beta}} \beta_i \left(y_q^{r_{\text{ref}}}(r) \right)^i, \quad (20)$$

with

$$\beta_{\infty} \equiv \lim_{r \rightarrow \infty} \beta(r) = \ln \left(\frac{2\mathcal{D}_e}{u(r_e)} \right). \quad (21)$$

Equations 19 and 20 also depend on the radial variable

$$y_n^{r_{\text{ref}}}(r) = \frac{r^n - r_{\text{ref}}^n}{r^n + r_{\text{ref}}^n}, \quad (22)$$

where the reference distance r_{ref} is simply the equilibrium distance r_e in most cases, but can be adjusted to optimize the fit to equation 19.

It is well known [3, 17] that for large r we have

$$V(r) \simeq \mathcal{D}_e - u(r) + \dots, \quad (23)$$

therefore the long-range behavior of the potential is defined by $u(r)$, and the short to mid-range behavior is defined by $\beta(r)$. In the $b(1^3\Pi_u)$ state, a spin-orbit interaction emerges at large internuclear distances, which splits the potential into four components. Therefore, four different potentials $V^{\Omega_u}(r)$ can be defined to have the same $\beta(r)$ defining the short-range behavior where there is no significant splitting, and to have four different $u^{3\Pi_u, \Omega_u}(r)$ defining the long-range where the splitting occurs.

For large r where the spin-orbit interaction becomes strong, it is dangerous to label the spin angular momentum S and orbital angular momentum Λ separately, as in the molecular term symbol $^{2S+1}\Lambda$. Instead, these two momenta are combined into a total electronic angular momentum Ω . For $^3\Pi_u$, $S = 1$ and $\Lambda = 1$, so there are states with four possible symmetries in the Ω representation: 0_u^+ , 0_u^- , 1_u , and 2_u . Each of these four states has a slightly different behavior at large internuclear distances,

due to coupling with states that have the same symmetry in the Ω representation, but different symmetry in the Λ representation. This coupling has been described in [61] and has been used for building appropriate analytic empirical potentials for the $A(1^1\Sigma_u^+)$ [2, 3] and $c(1^1\Sigma_u^+)$ [5, 17] states of Li_2 . The long-range function $u(r)$ is defined separately for each spin-orbit state:

$$u(r) = \begin{cases} u^{b,0_u^+}(r) & , 0_u^+ \\ u^{b,0_u^-}(r) & , 0_u^- \\ u^{b,1_u}(r) & , 1_u \\ u^{b,2_u}(r) & , 2_u. \end{cases} \quad (24)$$

Each of these functions is an eigenvalue of a matrix \mathbf{u}^{Ω_u}

$$\mathbf{u}^{0_u^+}(r) = \begin{pmatrix} \frac{1}{3} \sum_{\substack{m=3,6,8 \\ 9,10,11,\dots}} \frac{C_m^A(1^1\Sigma_u^+) + 2C_m^b(1^3\Pi_u)}{r^m} & \frac{\sqrt{2}}{3} \sum_{\substack{m=3,6,8 \\ 9,10,11,\dots}} \frac{C_m^A(1^1\Sigma_u^+) - C_m^b(1^3\Pi_u)}{r^3} \\ \frac{\sqrt{2}}{3} \sum_{\substack{m=3,6,8 \\ 9,10,11,\dots}} \frac{C_m^A(1^1\Sigma_u^+) - C_m^b(1^3\Pi_u)}{r^m} & \Delta E + \frac{2}{3} \sum_{\substack{m=3,6,8 \\ 9,10,11,\dots}} \frac{C_m^A(1^1\Sigma_u^+) + C_m^b(1^3\Pi_u)}{r^m} \end{pmatrix}, \quad (25)$$

where the lower energy eigenvalue $u^{A,0_u^+}(r)$ comes from $A(1^1\Sigma_u^+)$ and approaches the dissociation limit of $\text{Li}(2^2S_{1/2}) + \text{Li}(2^2P_{1/2})$, and the higher energy eigenvalue $u^{b,0_u^+}(r)$ comes from $b(1^3\Pi_u)$ and approaches the dissociation limit of $\text{Li}(2^2S_{1/2}) + \text{Li}(2^2P_{3/2})$ [62].

B. The 0_u^- states

In addition to the $b(1^3\Pi_u)$ state, the other Λ state that can give rise to 0_u^- symmetry is the $2a(2^3\Sigma_u^+)$ state [62]. The interstate coupling is therefore given by the 2×2 matrix [61]:

$$\mathbf{u}^{0_u^-}(r) = \begin{pmatrix} \frac{1}{3} \sum_{\substack{m=3,6,8 \\ 9,10,11,\dots}} \frac{C_m^{2a(2^3\Sigma_u^+)} + 2C_m^b(1^3\Pi_u)}{r^m} & \frac{\sqrt{2}}{3} \sum_{\substack{m=3,6,8 \\ 9,10,11,\dots}} \frac{C_m^{2a(2^3\Sigma_u^+)} - C_m^b(1^3\Pi_u)}{r^3} \\ \frac{\sqrt{2}}{3} \sum_{\substack{m=3,6,8 \\ 9,10,11,\dots}} \frac{C_m^{2a(2^3\Sigma_u^+)} - C_m^b(1^3\Pi_u)}{r^m} & -\Delta E + \frac{2}{3} \sum_{\substack{m=3,6,8 \\ 9,10,11,\dots}} \frac{C_m^{2a(2^3\Sigma_u^+)} + C_m^b(1^3\Pi_u)}{r^m} \end{pmatrix}, \quad (26)$$

where the lower energy eigenvalue comes from $b(1^3\Pi_u)$ and approaches the dissociation limit of $\text{Li}(2^2S_{1/2}) + \text{Li}(2^2P_{1/2})$, and the higher energy eigenvalue comes from $2a(2^3\Sigma_u^+)$ and approaches the dissociation limit of $\text{Li}(2^2S_{1/2}) + \text{Li}(2^2P_{3/2})$ [62].

C. The 1_u states

In addition to the $b(1^3\Pi_u)$ state, the other Λ states that can give rise to 1_u symmetry are the $2a(2^3\Sigma_u^+)$ state and the $B(1^1\Pi_u)$ state [62]. The interstate coupling is therefore given by the 3×3 matrix [61]:

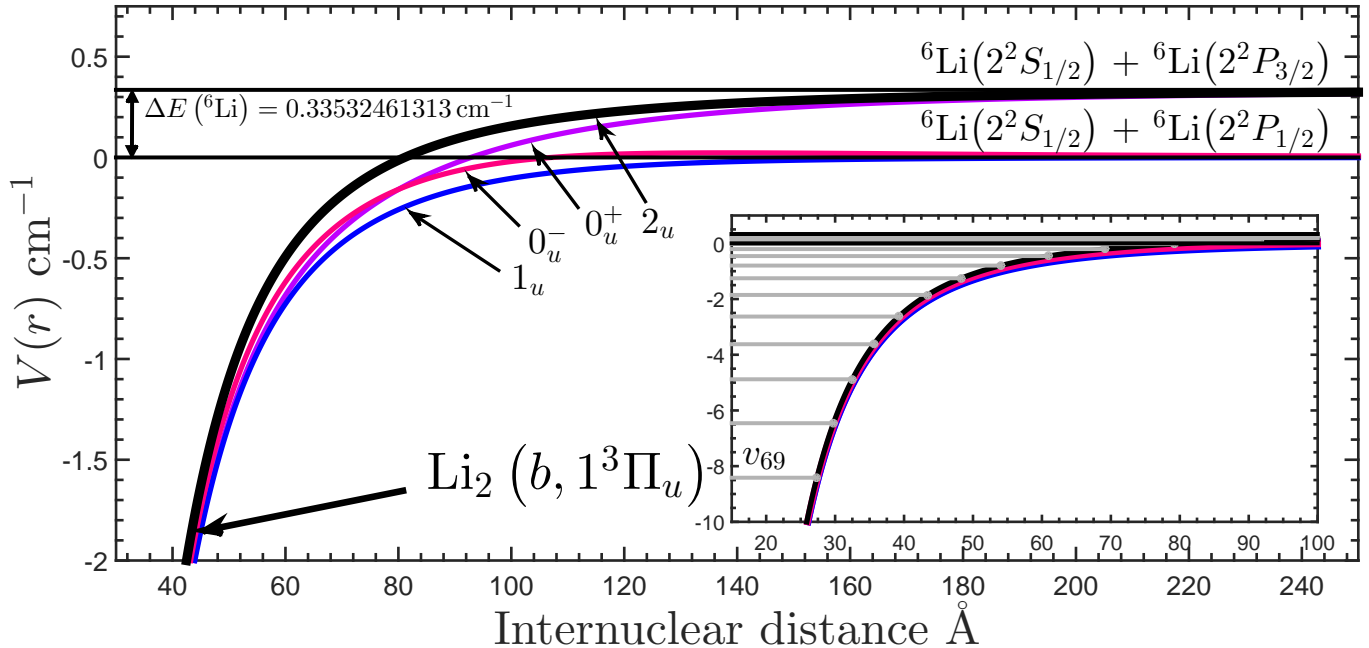
$$\mathbf{u}^{1_u}(r) = \quad (27)$$

for each Ω_u state. These matrices are given in the subsections below, in terms of the (positive) spin-orbit splitting energy ΔE , and neglecting exchange interaction terms.

A. The 0_u^+ states

In addition to the $b(1^3\Pi_u)$ state, the other Λ state that can give rise to 0_u^+ symmetry is the $A(1^1\Sigma_u^+)$ state [62]. The interstate coupling is therefore given by the 2×2 matrix [61]:

Figure 2. In the long-range region, the splitting of the $b(1^3\Pi_u)$ state into four spin-orbit components becomes increasingly obvious. This is well beyond the region where data is available, so our empirical potential fits to a model with the simplest long-range potential energy function (the 2_u state, since there are no other 2_u states that are nearby in energy, see Eqs. 29-32). The fine-structure splitting of $0.33532461313\text{ cm}^{-1}$ comes from measurements in [63].



$$C_m \rightarrow C_m D_m^{(s)}(r) \quad (36)$$

$$D_m^{(s)}(r) \equiv \left(1 - e^{-\left(\frac{b^{(s)}\rho r}{m} + \frac{c^{(s)}(\rho r)^2}{\sqrt{m}} \right)} \right)^{m+s}, \quad (37)$$

where for interacting atoms A and B, $\rho \equiv \rho_{AB} = \frac{2\rho_A\rho_B}{\rho_A\rho_B}$, in which $\rho_X \equiv (I^X/I^H)^{2/3}$ is defined in terms of the ionization potentials of atom X, denoted (I^X), and hydrogen (I^H). We use $s = -1$, which as shown in [43], means that the MLR potential in Eq. 19 has the physically desired behavior $V \propto 1/r^2$ in the limit as $r \rightarrow 0$. For $s = -1$, the system independent parameters take the values $b^{(-1)} = 3.30$, and $c^{(-1)} = 0.423$ [43].

G. Long-range constants

In previous studies of the $A(1^1\Sigma_u^+)$ state [3, 65] and $c(1^3\Sigma_g^+)$ state [5, 17], it was found that the most precise theoretical values of C_3 known at those times [66, 67] did not fit as well with the measurements of the high-lying vibrational levels near the dissociation, as the values of C_3 obtained by setting it as a free parameter determined by a least-squares fit to the data.

However, for the $b(1^3\Pi_u)$ -state, no measurements of such high-lying vibrational levels have been made, so such an “empirical fit” to C_3 is impossible, and we will have to use the most precise theoretical value known.

For $^{7,7}\text{Li}_2$ this is the value from [66] and for $^{6,6}\text{Li}_2$ this is an unpublished value from Tang calculated in 2015 [68]. These values are listed in Table II, along with the theoretical values for the higher-order C_m constants used in our analysis (it has not yet been possible to fit these higher-order $m > 3$ constants to spectroscopic data in any direct-potential-fit analysis, so they are held fixed). For $m > 8$, no finite-mass corrections have been calculated yet.

H. Dissociation energy \mathfrak{D}_e

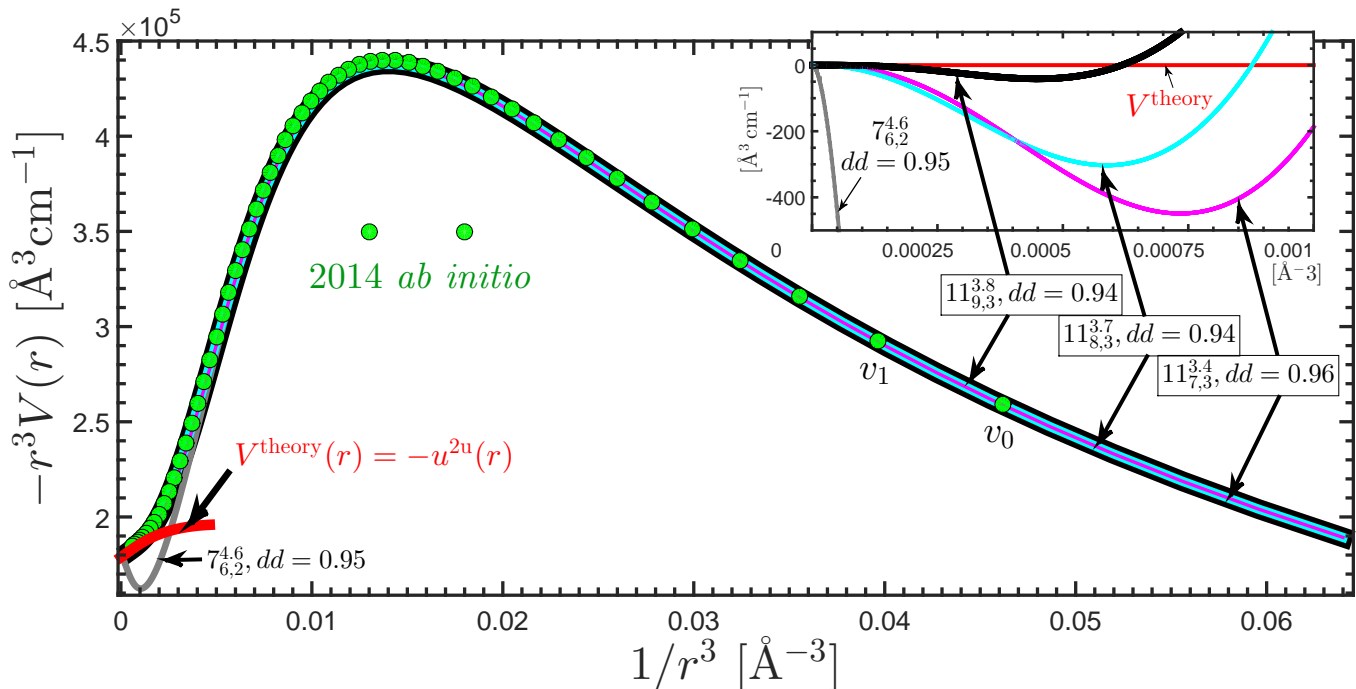
At the time of carrying out our analysis, the best experimental value for \mathfrak{D}_e of which we were aware, was the 1983 value from [20]: $12145 \pm 200\text{ cm}^{-1}$. In a recent study on BeH [54], the gap between the highest observed level and the dissociation asymptote was $\sim 1000\text{ cm}^{-1}$, and the fitted value of \mathfrak{D}_e varied by about 400 cm^{-1} as parameters such as r_{ref} , p , and q were changed. For the present case of the b -state of Li_2 , the data region stops more than 4000 cm^{-1} below the dissociation asymptote, so we do not expect to be able to determine \mathfrak{D}_e any more precisely than the 1983 experimental value. However, we still tried, by letting \mathfrak{D}_e be a free parameter, and we indeed found that the fitted values varied by more than 400 cm^{-1} . Therefore, it might make sense to use experimental value from [20] which was claimed to be within 400 cm^{-1} .

However, it is expected that the *ab initio* value from [19] correct to within much less than 400 cm^{-1} . This is

Table II. The best currently available long-range constants and their sources (in Hartree atomic units). ${}^\infty\text{Li}_2$ represents a Li_2 molecule where both nuclei have infinite mass, since finite mass corrections have not yet been calculated for C_m coefficients with $m \geq 9$.

	$A (1^1\Sigma_u)$		$2a (2^3\Sigma_u)$		$B (1^1\Pi_u)$		$b (1^3\Pi_u)$		Ref.
	${}^{6,6}\text{Li}_2$	${}^{7,7}\text{Li}_2$	${}^{6,6}\text{Li}_2$	${}^{7,7}\text{Li}_2$	${}^{6,6}\text{Li}_2$	${}^{7,7}\text{Li}_2$	${}^{6,6}\text{Li}_2$	${}^{7,7}\text{Li}_2$	
C_3	11.0009 [68]	11.0007 [68]	-11.0009 [68]	-11.0007 [66]	-5.5005 [68]	-5.5004 [68]	5.5005 [68]	5.5004 [68]	-
C_6	2076.19(7)	2076.08(7)	2076.19(7)	2076.08(7)	1407.20(2)	1407.15(5)	1407.20(2)	1407.15(5)	[69]
C_8	274137(6)	274128(5)	991104(5)	991075(6)	48566.9(4)	48566.4(2)	103053(1)	103052(1)	[69]
	${}^\infty\text{Li}_2$		${}^\infty\text{Li}_2$		${}^\infty\text{Li}_2$		${}^\infty\text{Li}_2$		
C_9	$2.2880(2) \times 10^5$		$-2.2880(2) \times 10^5$		$-5.173(1) \times 10^4$		$5.173(1) \times 10^4$		[4]
C_{10}	3.0096×10^7		-1.2113×10^8		8.9295×10^6		9.1839×10^5		[70]
C_{11}	-5.930×10^7		-5.0321×10^8		-9.924×10^7		2.652×10^7		[4]

Figure 3. Various $(N_\beta)_{p,q}^{\text{ref}}$ models with the same quality of fit are in agreement with each other, until large values of r at which the $N_\beta = 7$ model dips significantly below the red curve representing the theoretical long-range behavior. This dip was obvious in the $-r^3V(r)$ vs $1/r^3$ plots for all models mentioned in the text except for the three $N_\beta = 11$ cases shown. The inset shows $-r^3V(r)$ for the four mentioned models, subtracted from the red theoretical curve. All models match the theory for very large r (small $1/r^3$), but the cases with higher p and/or q match the theory for a much larger range of r . Each green circle represents an outer classical turning point of the *ab initio* potential. In the inset, the *ab initio* values lie too high above 0 to be seen.



because we systematically checked the *ab initio* \mathcal{D}_e values for all electronic Li_2 states calculated in [19], and found that they were at most 68 cm^{-1} different from the best experimental value, even when the experimental values were known to as high a precision as 0.0023 cm^{-1} (see Table III). Furthermore, the *ab initio* value for the *b*-state was within the 400 cm^{-1} confidence interval given by the 1983 experimental value [20] discussed in the previous paragraph. Therefore, we decided to fix our \mathcal{D}_e value at the *ab initio* value of 12166 cm^{-1} and to only allow the other parameters be free parameters for the remainder of

the fitting analysis.

After the completion of this work, we discovered that a much less known paper co-authored by one of the same authors from [20], reported a more precise \mathcal{D}_e value of $(12180.6 \pm 0.6) \text{ cm}^{-1}$ just over 4 years afterwards [21], but it is not clear in the paper how this value, nor its uncertainty is obtained. Particularly, it is not clear whether this is a purely empirical value, or if it also uses the *ab initio* potential which is part of the subject of the paper.

Table III. Dissociation energies \mathcal{D}_e in cm^{-1} of various electronic states of Li_2 . “obs - calc” denotes the *ab initio* value subtracted from the empirical value. Numbers in parenthesis indicate the experimental uncertainty in the last digit(s) shown. Where possible, ${}^6,{}^6\text{Li}_2$ values were used for the empirical values. When empirical values for the \mathcal{D}_e of ${}^6,{}^6\text{Li}_2$ were not available, the empirical value for ${}^7,{}^7\text{Li}_2$ is given. All *ab initio* values are for ${}^\infty\text{Li}_2$ which is a hypothetical Li_2 molecule with infinite mass.

$2S + 2S$	$X(1^1\Sigma_g^+)$	$a(1^3\Sigma_u^+)$				
<i>ab initio</i> [19]	8466.	334.				
empirical	8516.7800(23) [2]	333.7795(62) [5]				
obs - calc	51.	0.				
$2S + 2P$	$A(1^1\Sigma_u^+)$	$B(1^1\Pi_u)$	$2X(2^1\Sigma_g^+)$	$C(1^1\Pi_g)$	$b(1^3\Pi_u)$	$c(1^3\Sigma_g^+)$
<i>ab initio</i> [19]	9356.	2930.	3289.	1426.	12166.	7080.
empirical	9353.1795(28) [2]	2984.444(110) [71]	3318(66) [72, 73]	1422.5(3) [74]	12145.(200) [20]	7092.4926(86) [5]
obs - calc	-3.	54.	30.	-3.	-21.	12.
$2S + 3S$	$3X(3^1\Sigma_g^+) (1\text{st min.})$		$2A(1^1\Sigma_u^+) (1\text{st min.})$		$2A(1^1\Sigma_u^+) (2\text{nd min.})$	
<i>ab initio</i> [19]	8290.		5608.		5389.	
empirical	8317. [75, 76]		5615. [77, 78]		5321. [77, 78]	
obs - calc	27.		7.		-68.	
$2S + 3P$	$4X(4^1\Sigma_g^+) (1\text{st min.})$		$2B(2^1\Pi_u)$	$2C(2^1\Pi_g)$	$D(1^1\Delta_g)$	$2d(2^3\Pi_g)$
<i>ab initio</i> [19]	8380.		6481.	7773.	9592.	8505.
empirical	8349. [79]		6455.[80]	7773.7(3) [78]	9579.[81]	8484.[80]
obs - calc	-31.		-26.	1.	-13.	-21.

I. Choice of model parameters

Using the Hamiltonian of Eq. 1, we fit the parameters of Eq. 19 to the 1234 data, with the involved energy levels of the upper states $2^3\Pi_g$ and $1^3\Delta_g$ treated as free parameters. All fits to the data were done using the freely available program `DPotFit 2.0` [82]. Starting parameters for the fits to Eq. 19 were found by fitting to an RKR potential using the freely available program `betaFit 2.1` [83]. The RKR potential was made using the program `RKR1 2.0` [84] using the Dunham coefficients found in Table IV of [12].

The quality of a fit was determined by the dimensionless root-mean-square-deviation (\overline{dd}) which scales each deviation between an energy predicted by the model (E_{calc}) and the corresponding measurement (E_{obs}), by the uncertainty of the measurement (u_{obs}), for all N_{data} measurements:

$$\overline{dd} \equiv \sqrt{\frac{1}{N_{\text{data}}} \sum_{i=1}^{N_{\text{data}}} \left(\frac{E_{\text{calc}}(i) - E_{\text{obs}}(i)}{u_{\text{obs}}(i)} \right)^2}. \quad (38)$$

In previous studies of the $A(1^1\Sigma_u^+)$ state [65] and $c(1^3\Sigma_g^+)$ state [5], it was determined that there was no benefit in including long-range terms beyond C_8 , because the data for the high-lying rovibrational energies began to deviate from the theoretical long-range potential en-

ergy curve at distances shorter than the distance where C_9 began to give a noticeable effect on the long-range function $u_{\text{LR}}(r)$ (see Fig. 6 of [5] for example) .

However, for the b -state, no data exists in the long-range region, so it might make more sense to include more C_m terms in $u_{\text{LR}}(r)$ in order to anchor the potential somewhat appropriately in the $>2500 \text{ cm}^{-1}$ gap at the top of the potential well where no data exists to guide the potential. Nevertheless, we first followed the A - and c -state studies and only used up to C_8 . We found an excellent fit with $\overline{dd} = 0.95$ with only $N_\beta = 7$, $p = 6$, $q = 2$. However, the long-range behavior of this potential was in vast disagreement with the long-range behavior expected by theory (see Fig. 3). This is because with $(p, q) = (6, 2)$, the long-range form of the potential described in Eq. 23 does not “turn on” until too high a value of r (a larger value of r is needed for $y_p^{\text{ref}}(r)$ and $y_q^{\text{ref}}(r)$ to become sufficiently close to their limiting values of 1).

We can often encourage the the long-range form to “turn on” earlier by increasing p and/or q , which often comes with the expense of requiring a higher polynomial degree N_β to recover the same \overline{dd} . We explored models with $p \in \{6, 7, 8, 9\}$ and $q \in \{2, 3\}$, including the C_9 term in u_{LR} for $p \geq 7$, C_{10} for $p \geq 8$, and C_{11} for $p = 9$. Ideally we would always use as many C_m constants as are known, but as explained in [3, 17], the value of p in Eqs. 19 and 20 need to satisfy $p > m_{\text{last}} - m_{\text{first}}$ where

m_{last} and m_{first} represent respectively the last and first C_m terms included in $u_{\text{LR}}(r)$. We also note that C_{12} for the $\text{Li}(2^2S) + \text{Li}(2^2P)$ asymptote is not available, as far as we know.

We found that if $p < 9$ and/or $q < 3$, the long-range behavior does not turn on until about $r = 32 \text{ \AA}$ (in the very best cases), while the m -dependent Le Roy radius [85] calculated from the radial expectation values found in [70] suggests that the long-range behavior should turn on before $r = 10 \text{ \AA}$. With $(p, q) = (9, 3)$, we found a fit with $N_\beta = 11$ and $\overline{dd} = 0.94$, where the long-range behavior turns on at about $r = 20 \text{ \AA}$ (see Fig 3). Increasing q to 4 would likely turn the long-range behavior on at closer to the m -dependent Le Roy radius, but no $(p, q) = (9, 4)$ fits with $N_\beta \leq 11$ had a $\overline{dd} < 1$ and we needed to push to $N_\beta \geq 13$ in order to match the \overline{dd} of the best $(p, q, N_\beta) = (9, 3, 11)$ fits. Using such a high-degree polynomial, when the data only required $N_\beta = 7$ for a good fit, can be dangerous in terms of the potential's extrapolation in the regions neither constrained by data nor built-in C_m constants. In this respect, we also tried $(p, q) = (9, 3)$ fits with $N_\beta = 10$ for various r_{ref} values, but no such fit had a $\overline{dd} < 1$.

J. Born-Oppenheimer breakdown (BOB) corrections

With our best MLR model: $\text{MLR}_{p,q}^{r_{\text{ref}}}(N_\beta) = \text{MLR}_{9,3}^{3,8}(11)$, we attempted to add adiabatic ($\tilde{S}(r)$, from Eq. 17) and non-adiabatic ($\tilde{R}(r)$, from Eq. 18) BOB corrections with the same model functions as used in previous studies of Li_2 since these models were improved in 2009 [2, 3, 5, 86]. It was surprising that despite there being 599 $^6\text{Li}_2$ data (with $v_{\text{max}} = 9$, $N_{\text{max}} = 46$) and 696 $^7\text{Li}_2$ data (with $v_{\text{max}} = 27$, $N_{\text{max}} = 27$), adding BOB correction functions did not improve the fit. Even when fitting to 3 adiabatic BOB parameters and 3 non-adiabatic BOB parameters, the \overline{dd} went down by less than 1%. This is unexpected when there is just as much data for each isotopologue, and there is such a big difference in the highest v and N levels observed for each isotopologue.

Nevertheless, it seems that the isotopologue shifts due to the kinetic energy term in the Hamiltonian, and due to the mass-dependent BOB corrections incorporated from Eqs. 9 and 14, are the only significant sources of energy difference between $^6\text{Li}_2$ and $^7\text{Li}_2$ for the b -state (within our data's precision). This may also explain why the *ab initio* potentials [19] calculated assuming an infinite molecular mass managed to predict both the $^6\text{Li}_2$ and $^7\text{Li}_2$ energies so fabulously (see discussion in Section IIL and Table IV), while the *ab initio* BOB correction functions for the not much lighter molecule BeH, were so crucial in matching the ro-vibrational energies predicted from the *ab initio* and empirical potentials [54, 87]. Therefore, the final potential that we recommend, which

is the same for both $^6\text{Li}_2$ and $^7\text{Li}_2$ in the b -state except for the small mass-dependent contributions coming from the kinetic energy and the un-colored terms in Eq. 16, does not contain any empirically fitted $\tilde{S}(r)$ and $\tilde{R}(r)$ BOB correction functions.

K. Sequential rounding and re-fitting (SRR)

Observing the predicted values for r_e yielded by 139 different fits which had $\overline{dd} < 0.957$ (within 1.5% of the optimal fit, which had $\overline{dd} = 0.942$), we see that no fit predicted an r_e outside the range $(2.589825 < r_e < 2.589871) \text{ \AA}$, regardless of the values of $(p, q, r_{\text{ref}}, N_\beta)$, though the more extreme predictions of r_e within this range corresponded to fits with $N_\beta \leq 9$. Based on this observation, we recommend the value $r_e = (2.589848 \pm 0.000023) \text{ \AA}$, which is the average of these upper and lower bounds, with the uncertainty being the distance from the average to either bound.

We then re-fitted the potential to the data, but with r_e fixed at 2.589848 \AA , once with the DPotFit setting `IROUND = -1` and once with `IROUND = +1` in order to implement the SRR procedure described in [88] and in the DPotFit manual [82]. Neither of these cases affected the 3-digit value $\overline{dd} = 0.942$. The `IROUND = -1` fit ended up with 2 more total digits than when `IROUND = +1` was used, but had a lower \overline{dd} in the 4th digit, and has the more elegant feature that the number of digits in β_i decreases monotonically with increasing i . Therefore, we recommend the potential with `IROUND = -1`, whose parameters are listed in Table IV.

L. Vibrational energy spacings of the recommended $\text{Li}_2(b, ^3\Pi_u)$ potential, and comparison to best *ab initio* potential

Very recently, a review paper on the $5e^-$ systems BeH, BeD, and BeT [54] revealed that the state of the art *ab initio* potentials [87] (which used MR-ACPF/aug-cc-pCV7Z(i), a further estimate of electron correlation effects beyond the approximations of MR-ACPF, second-order DKH scalar relativistic corrections, and mass-dependent BOB corrections), predicted vibrational energy spacings with up to at most 1.8 cm^{-1} discrepancy with the state of the art empirical potential in the region for which vibrational energies had been measured. The *ab initio* potential also predicted the existence of one more vibrational level than the empirical potential, in the cases of BeH and BeD. This was all for the ground electronic state $X(1^2\Sigma^+)$, so it is of interest to see how well the most state-of-the-art *ab initio* potential for the $6e^- \text{ Li}_2$ excited state $b(1^3\Pi_u)$ will be.

A Fock space MRCC method based on the (2,0) sector of the Fock space, called FS-CCSD(2,0) [89], was recently implemented and used to calculate potential energy curves for many excited states of Li_2 [19] with the

Table IV. Parameters defining the recommended $\text{MLR}_{p,q}^{r,\text{ref}}$ potential for the $b(1^3\Pi_u)$ -state of all isotopologues of Li_2 . The MLR model is defined in Eqs. 19-37, and has damping parameters $s = -2$ and $\rho = 0.5$. The appropriate long-range constants are presented in Table II. The fit's quality was $\overline{dd} = 0.942$.

MLR $_{9,3}^{3,80}$			
	\mathfrak{D}_e	12 166	cm^{-1}
	r_e	2.589 848(23)	\AA
β_0	-0.022 869 54	β_6	-5.586 9
β_1	-2.225 706	β_7	7.787
β_2	-6.019 341	β_8	25.55
β_3	-10.672 48	β_9	35.64
β_4	-13.746 79	β_{10}	26.5
β_5	-12.632 2	β_{11}	8.4

ANO-RCC basis set [90]. While in principle possible, DKH and BOB corrections have not been made in any Li_2 *ab initio* calculations to date. However, fortunately we found in Section II J that the addition of $\tilde{S}(r)$ or $\tilde{R}(r)$ functions did not significantly improve the fit to the data, meaning that Born-Oppenheimer breakdown beyond the effects included from Eqs. 9 and 14 do not seem to have a big effect in this particular state of Li_2 , at least in the data region. Said another way, the *ab initio* Born-Oppenheimer potential is expected to give good predictions of the energies of ${}^6,6\text{Li}_2$ and ${}^7,7\text{Li}_2$, with mass-dependent differences accounted for only by the Hamiltonian's kinetic energy operator, as was the case with the empirical MLR potential.

Using the *ab initio* Born-Oppenheimer potential provided to us by the authors of [19], and the MLR potential described by Table IV, we used LEVEL to calculate the vibrational energies of both the ${}^6,6\text{Li}_2$ and ${}^7,7\text{Li}_2$ isotopologues. We found that the highest levels had outer classical turning points of several thousand Angstroms, and therefore we found it useful to use the recently developed mapping which allows the radial mesh to extend to $r = \infty$ when numerically solving the Schroedinger equation [91, 92], which is also implemented in LEVEL. With this method we were able to find up to $v = 91$ for ${}^6,6\text{Li}_2$ and $v = 98$ for ${}^7,7\text{Li}_2$, however, when we calculated the scattering wavefunction, the number of nodes indicated that the highest bound vibrational levels should be $v = 92$ and $v = 100$ respectively. Impressively, these results were identical whether we used the *ab initio* potential, or the MLR potential.

We used Le Roy-Bernstein theory to predict these missing levels for each isotopologue: For a C_3/r^3 potential, the powers $E_v^{(1/6)}$ of the binding energies should be linear in v [93]. We used the slope calculated from $v = 90$ and 91 for ${}^6,6\text{Li}_2$, and the slope calculated from $v = 97$ and 98 , for predicting the energies of $v = 92$ and $v = 99$ levels respectively. We then used the last two points again to calculate a new slope for predicting the energies of

$v = 100$. Interestingly, both the *ab initio* potential, and the MLR potential predict the existence of a ${}^6,6\text{Li}_2$ level bound by $< 8 \times 10^{-8} \text{ cm}^{-1}$ ($< 3 \text{ kHz}$) and a ${}^7,7\text{Li}_2$ level bound by $< 2 \times 10^{-10} \text{ cm}^{-1}$ ($< 6 \text{ Hz}$). Using $C_3^6\text{Li}/r^3$ and $C_3^7\text{Li}/r^3$ we get that the outer classical turning points for the least bound levels of each isotopologue are predicted to be at least $13\,000 \text{ \AA}$ and $120\,000 \text{ \AA}$ respectively.

These vibrational energies were then used to calculate the zero point energies (ZPEs) and vibrational energy spacings ω_i , which are presented in the table below, along with the discrepancy between the *ab initio* and empirical potentials. We have compared the vibrational energies (since these are important for photoassociation experiments) and the vibrational spacings (since these are important for experiments involving energy transitions). For both ${}^6,6\text{Li}_2$ and ${}^7,7\text{Li}_2$, the discrepancy for the vibrational energies is less than 12 cm^{-1} . The agreement for the vibrational spacings is much better than for the case of BeH discussed in the beginning of this subsection. The largest discrepancy for a ${}^6,6\text{Li}_2$ vibrational spacing is $< 0.8 \text{ cm}^{-1}$ and for ${}^7,7\text{Li}_2$ cm^{-1} is $< 0.6 \text{ cm}^{-1}$.

III. CONCLUSION

The motivation for this work was to build a potential that could predict high-accuracy vibrational energies for ${}^6,6\text{Li}_2(b)$ in the accessible energy range of the recently built high-precision experimental setup which has so far been very successful for photoassociation spectroscopy of $c(1^3\Sigma_g^+)$ [5] and $A(1^1\Sigma_u^+)$ -states [2]. A similar photoassociation apparatus has recently also been setup by Kai Dieckmann's group to measure energy levels of ultracold ${}^6,6\text{Li}_2$ electronic states dissociating to the $2S + 3P$ asymptote [94]. The best *ab initio* vs empirical potential comparison for Li_2 in the literature [18], predicted vibrational levels with a discrepancy of up to 2.04 cm^{-1} for the $a(1^3\Sigma_u^+)$, which would have simply not been good enough for finding the levels in this type of experiment. The spectroscopic features in this type of experiment are typically around $0.000\,2 \text{ cm}^{-1}$; and covering 2 cm^{-1} with one-minute measurements and a $0.000\,2 \text{ cm}^{-1}$ step size would take about 7 days.

However, the empirical MLR potential of [17] for the c -state predicted energies were accurate enough to cut the experiment's duration to under 2 days, since the first level in the laser's range turned out to be predicted correctly to within 0.525 cm^{-1} , despite this energy being right in the middle of a 5000 cm^{-1} gap in available experimental data to guide the empirical potential. In our table comparing the *ab initio* and empirical MLR energies for the b -state we see that the vibrational energies predicted by the *ab initio* potential are sometimes in $> 10 \text{ cm}^{-1}$ disagreement with the empirical values in the region where the energies have in fact been measured. However, the *ab initio* seems to predict all vibrational energy spacings correctly within less than 1 cm^{-1} which is much better than the result in the current best ground state $5e^-$ BeH study [54, 87].

The reason we are interested in measuring more levels of the b -state with high-precision, is because it is surprising that the best *ab initio* calculation of the first $\text{Li}(2^2S) - \text{Li}(2^2P)$ interaction term (C_3) is still in vast disagreement with the empirically fitted values from the studies of the A -state [3, 5] and c -state [2, 17], despite lithium only having $3e^-$, and this C_3 value having significance for atomic clocks [4]. Lithium is also expected to play a major role in polarizability metrology, since polarizability ratios can be measured much more precisely than individual polarizabilities [95] and Li is the preferred choice for the standard in the denominator of such a ratio [96]. But this discrepancy in C_3 limits the accuracy of a potential Li-based standard for polarizabilities [4]. Consolingly, in this study we have found that the b -state is predicted to have levels bound by $< 8 \times 10^{-8} \text{ cm}^{-1}$ ($< 3 \text{ kHz}$) which would imply an outer classical turning point of $> 13\,000 \text{ \AA}$, which is larger than any case in our awareness. Since the less bound the level measured, the more precisely C_3 can be determined from a fit, these extremely weakly bound energies are promising for resolving the discrepancy. While the technology to measure these extremely weakly bound energies may still be years away, many of the very high vibrational levels predicted in our analysis *are* indeed accessible with today's

photoassociation technology.

The least bound levels for the A -state which have been measured have binding energies of $E_{v=83} \approx 6 \text{ cm}^{-1}$, $E_{v=88} \approx 0.7 \text{ cm}^{-1}$ and $E_{v=97} \approx 0.4 \text{ cm}^{-1}$ for ${}^6,7\text{Li}_2$, ${}^6,6\text{Li}_2$ and ${}^7,7\text{Li}_2$ respectively, and the least-squares fit to the data gave a C_3 value with a 95% confidence limit uncertainty of about $\pm 8 \text{ cm}^{-1}/\text{\AA}^3$ [3], which is currently the most precise experimentally determined oscillator strength for any system, by an order of magnitude [4]. The *ab initio* and empirical MLR potentials for the b -state compared in this work, both give predictions that are in great agreement for energy levels that are several orders of magnitude less deeply bound than the least deeply bound A -state measurements, making it therefore possible to obtain an empirical C_3 value far more precise than in [3]. Hopefully, this would resolve the age-old discrepancy between experiment and theory for this C_3 value, which was first measured experimentally by Loomis and Nussbaum in 1931 [97].

Empirical potentials have recently been built for the b - and A -states of: Rb_2 in 2009 [38] and again in 2013[98], NaCs in 2009 [99], KCs in 2010 [100], RbCs in 2010 [101], Cs_2 in 2011 [102] and NaK in 2015 [103], however, this is to our knowledge, the first empirical potential built for the b -state of Li_2 .

Table IV. Comparison of the binding energies, denoted $G(v_i)$; zero-point energies (ZPE); and vibrational energy spacings, denoted $\omega_i \equiv G(v_{i+1}) - G(v_i)$; for ${}^6,6\text{Li}_2$ and ${}^7,7\text{Li}_2$. The last column is the difference between the two columns directly prior. Discrepancies of $\geq 0.5 \text{ cm}^{-1}$ are marked by one star (two stars if it was for vibrational level within the data range). Lines with blue font are for unobserved levels, lines with bold green font are for unobserved levels which are accessible by the UBC lab. All energies were calculated by the program LEVEL 8.2 with atomic masses and NUSE=0, IR2=1, ILR=3, MCN=6, and CNN= C_3 . All numbers were converged with respect to the radial mesh parameters, to at least to the number of digits shown.

v	2015 Empirical [Present work]	2014 <i>ab initio</i>	$E_v(2015) - E_v(2014)$	2015 Empirical [Present work]	2014 <i>ab initio</i>	$\omega(2015) - \omega(2014)$	
${}^6,6\text{Li}_2$							
\mathcal{D}_e	-12166	-12166	-	-	-	-	
0	-11977.92296303	-11978.33396628	0.00	ZPE	188.07703700	187.66603 370	0.41
1	-11608.64518318	-11609.63836960	0.41	ω_0	369.27777985	368.69559 668	0.58
2	-11244.06766785	-11245.60583257	0.99	ω_1	364.57751533	364.03253 703	0.54
3	-10884.17443003	-10886.23056706	1.54	ω_2	359.89323782	359.37526 551	0.52
4	-10528.95288123	-10531.55359827	2.06	ω_3	355.22154880	354.67696 879	0.54
5	-10178.39360662	-10181.59083078	2.60	ω_4	350.55927461	349.96276 749	0.60
6	-9832.49064407	-9836.21009569	3.20	ω_5	345.90296255	345.38073 509	0.52
7	-9491.24176614	-9495.44752764	3.72	ω_6	341.24887793	340.76256 805	0.49
8	-9154.64865155	-9159.33297339	4.21	ω_7	336.59311459	336.11455 425	0.48
9	-8822.71699888	-8827.85266438	4.68	ω_8	331.93165267	331.48030 900	0.45
10	-8495.45667267	-8501.03662308	5.14	ω_9	327.26032621	326.81604 131	0.44
11	-8172.88194455	-8178.90484561	5.58	ω_{10}	322.57472812	322.13177 747	0.44
12	-7855.01184367	-7861.48242495	6.02	ω_{11}	317.87010088	317.42242 065	0.45
13	-7541.87058935	-7548.78199962	6.47	ω_{12}	313.14125432	312.70042 533	0.44
14	-7233.48805823	-7240.83072224	6.91	ω_{13}	308.38253112	307.95127 738	0.43
15	-6929.90023995	-6937.67179854	7.34	ω_{14}	303.58781828	303.15892 370	0.43
16	-6631.14965407	-6639.34414481	7.77	ω_{15}	298.75058588	298.32765 373	0.42
17	-6337.28572765	-6345.89198438	8.19	ω_{16}	293.86392641	293.45216 042	0.41
18	-6048.36515810	-6057.36911882	8.61	ω_{17}	288.92056956	288.52286 556	0.40
19	-5764.45230323	-5773.82634065	9.00	ω_{18}	283.91285486	283.54277 818	0.37
20	-5485.61964752	-5495.32152707	9.37	ω_{19}	278.83265571	278.50481 358	0.33
21	-5211.94838867	-5221.93208012	9.70	ω_{20}	273.67125885	273.38944 695	0.28
22	-4943.52917649	-4953.75231611	9.98	ω_{21}	268.41921218	268.17976 401	0.24
23	-4680.46301756	-4690.88456534	10.22	ω_{22}	263.06615893	262.86775 077	0.20
24	-4422.86233998	-4433.44560079	10.42	ω_{23}	257.60067758	257.43896 455	0.16
25	-4170.85219392	-4181.56792748	10.58	ω_{24}	252.01014606	251.87767 331	0.13

26	-3924.57154815	-3935.39380033	10.72	*	ω_{25}	246.28064577	246.17412 715	0.11	
27	-3684.17463083	-3695.08166990	10.82	*	ω_{26}	240.39691732	240.31213 043	0.08	
28	-3449.83225353	-3460.80662810	10.91	*	ω_{27}	234.34237731	234.27504 179	0.07	
29	-3221.73304927	-3232.76002819	10.97	*	ω_{28}	228.09920426	228.04659 991	0.05	
30	-3000.08454633	-3011.14856240	11.03	*	ω_{29}	221.64850293	221.61146 579	0.04	
31	-2785.11398599	-2796.19367267	11.06	*	ω_{30}	214.97056035	214.95488 973	0.02	
32	-2577.06877209	-2588.13740983	11.08	*	ω_{31}	208.04521390	208.05626 284	-0.01	
33	-2376.21640980	-2387.24930291	11.07	*	ω_{32}	200.85236229	200.88810 692	-0.04	
34	-2182.84374651	-2193.80704981	11.03	*	ω_{33}	193.37266329	193.44225 309	-0.07	
35	-1997.25526804	-2008.09026394	10.96	*	ω_{34}	185.58847847	185.71678 588	-0.13	
36	-1819.77012567	-1830.41842846	10.83	*	ω_{35}	177.48514237	177.67183 548	-0.19	
37	-1650.71747620	-1661.11794182	10.65	*	ω_{36}	169.05264947	169.30048 664	-0.25	
38	-1490.42961601	-1500.50577996	10.40	*	ω_{37}	160.28786019	160.61216 186	-0.32	
39	-1339.23230071	-1348.91624693	10.08	*	ω_{38}	151.19731531	151.58953 302	-0.39	
40	-1197.43160448	-1206.63990375	9.68	*	ω_{39}	141.80069623	142.27634 318	-0.48	
41	-1065.29676111	-1073.93938637	9.21	*	ω_{40}	132.13484336	132.70051 738	-0.57	*
42	-943.03875490	-951.03657844	8.64	*	ω_{41}	122.25800621	122.90280 794	-0.64	*
43	-830.78514629	-838.07561047	8.00	*	ω_{42}	112.25360861	112.96096 797	-0.71	*
44	-728.55286334	-735.09419468	7.29	*	ω_{43}	102.23228295	102.98141 579	-0.75	*
45	-636.22246270	-642.00353247	6.54	*	ω_{44}	92.33040065	93.09066 221	-0.76	*
46	-553.51928840	-558.55927311	5.78	*	ω_{45}	82.70317429	83.44425 935	-0.74	*
47	-480.00806566	-484.35824966	5.04	*	ω_{46}	73.51122274	74.20102 345	-0.69	*
48	-415.10634051	-418.79881220	4.35	*	ω_{47}	64.90172515	65.55943 746	-0.66	*
49	-358.11786906	-361.27983059	3.69	*	ω_{48}	56.98847145	57.51898 161	-0.53	*
50	-308.28056166	-311.00095472	3.16	*	ω_{49}	49.83730740	50.27887 587	-0.44	*
51	-264.81823461	-267.18508104	2.72	*	ω_{50}	43.46232706	43.81587 369	-0.35	*
52	-226.98471189	-229.07543942	2.37	*	ω_{51}	37.83352271	38.10964 161	-0.28	*
53	-194.09315392	-195.97050546	2.09	*	ω_{52}	32.89155797	33.10493 396	-0.21	*
54	-165.52972015	-167.24471115	1.88	*	ω_{53}	28.56343376	28.72579 431	-0.16	*
55	-140.75515255	-142.28518172	1.71	*	ω_{54}	24.77456760	24.95952 943	-0.18	*
56	-119.29925480	-120.66881943	1.53	*	ω_{55}	21.45589775	21.61636 229	-0.16	*
57	-100.75242791	-101.96013470	1.37	*	ω_{56}	18.54682690	18.70868 473	-0.16	*
58	-84.75687062	-85.83380145	1.21	*	ω_{57}	15.99555729	16.12633 326	-0.13	*
59	-70.99870070	-71.96307286	1.08	*	ω_{58}	13.75816993	13.87072 859	-0.11	*
60	-59.20138815	-60.06259503	0.96	*	ω_{59}	11.79731255	11.90047 783	-0.10	*
61	-49.12045392	-49.85521457	0.86	*	ω_{60}	10.08093423	10.20738 046	-0.13	*
62	-40.53922142	-41.20212282	0.73	*	ω_{61}	8.58123250	8.65309 175	-0.07	*
63	-33.26538336	-33.81150557	0.66	*	ω_{62}	7.27383806	7.39061 725	-0.12	*
64	-27.12817939	-27.62889501	0.55	*	ω_{63}	6.13720397	6.18261 056	-0.05	*
65	-21.97602831	-22.37297713	0.50	*	ω_{64}	5.15215108	5.25591 788	-0.10	*
66	-17.67450246	-18.02313545	0.40	*	ω_{65}	4.30152586	4.34984 168	-4.8×10^{-2}	*
67	-14.10456638	-14.42865043	0.35	*	ω_{66}	3.56993607	3.59448 502	-2.5×10^{-2}	*
68	-11.16102583	-11.45198368	0.32	*	ω_{67}	2.94354055	2.97666 675	-3.3×10^{-2}	*
69	-8.75114886	-9.00454330	0.29	*	ω_{68}	2.40987697	2.44744 038	-3.8×10^{-2}	*
70	-6.79343135	-7.00872682	0.25	*	ω_{69}	1.95771751	1.99581 648	-3.8×10^{-2}	*
71	-5.21648541	-5.39528263	0.22	*	ω_{70}	1.57694594	1.61344 419	-3.7×10^{-2}	*
72	-3.95803381	-4.10349318	0.18	*	ω_{71}	1.25845160	1.29178 945	-3.3×10^{-2}	*
73	-2.96399643	-3.08008273	0.15	*	ω_{72}	0.99403738	1.02341 045	-2.9×10^{-2}	*
74	-2.18765712	-2.27859975	0.12	*	ω_{73}	0.77633931	0.80148 298	-2.5×10^{-2}	*
75	-1.58890132	-1.65885334	9.1×10^{-2}	*	ω_{74}	0.59875580	0.61974640	-2.1×10^{-2}	*
76	-1.13351626	-1.18633787	7.0×10^{-2}	*	ω_{75}	0.45538506	0.47251547	-1.7×10^{-2}	*
77	-0.79254699	-0.83167981	5.3×10^{-2}	*	ω_{76}	0.34096927	0.35465806	-1.4×10^{-2}	*
78	-0.54170263	-0.57011432	3.9×10^{-2}	*	ω_{77}	0.25084436	0.26156549	-1.1×10^{-2}	*
79	-0.36080824	-0.38098790	2.8×10^{-2}	*	ω_{78}	0.18089439	0.18912642	-8.2×10^{-3}	*
80	-0.23329861	-0.24728478	2.0×10^{-2}	*	ω_{79}	0.12750962	0.13370312	-6.2×10^{-3}	*
81	-0.14575097	-0.15517771	1.4×10^{-2}	*	ω_{80}	0.08754764	0.09210707	-4.6×10^{-3}	*
82	-0.08745419	-0.09360471	9.4×10^{-3}	*	ω_{81}	0.05829678	0.06157300	-3.3×10^{-3}	*
83	-0.05001277	-0.05387381	6.2×10^{-3}	*	ω_{82}	0.03744142	0.03973090	-2.3×10^{-3}	*
84	-0.02698408	-0.02929721	3.9×10^{-3}	*	ω_{83}	0.02302869	0.02457659	-1.6×10^{-3}	*
85	-0.01354795	-0.01485584	2.3×10^{-3}	*	ω_{84}	0.01343614	0.01444138	-1.0×10^{-3}	*
86	-0.00620764	-0.00689477	1.3×10^{-3}	*	ω_{85}	0.00734031	0.00796107	-6.2×10^{-4}	*
87	-0.00252196	-0.00284979	6.9×10^{-4}	*	ω_{86}	0.00368568	0.00404498	-3.6×10^{-4}	*
88	-0.00086788	-0.00100493	3.3×10^{-4}	*	ω_{87}	0.00165408	0.00184486	-1.9×10^{-4}	*
89	-0.00023358	-0.00028081	1.4×10^{-4}	*	ω_{88}	0.00063430	0.00072412	-9.0×10^{-5}	*
90	-0.00004176	-0.00005366	4.7×10^{-5}	*	ω_{89}	0.00019182	0.00022715	-3.5×10^{-5}	*
91	-0.00000312	-0.00000473	1.2×10^{-5}	*	ω_{90}	0.00003863	0.00004893	-1.0×10^{-5}	*
92	-0.000 000 03	-0.000 000 08	1.6×10^{-6}	*	ω_{91}	0.00000309	0.00000466	-1.6×10^{-6}	*

7,7Li₂

\mathcal{D}_e	-12 166	-12 166	-	-	-	-	-	-	-
0	-11 991.93478510	-11 992.31616802	0.38		ZPE	173.68383198	174.06521490	0.38	
1	-11 649.69907905	-11 650.60378579	0.90		ω_0	341.71238223	342.23570605	0.52	**
2	-11 311.49276634	-11 312.89921455	1.41	**	ω_1	337.70457125	338.20631270	0.50	**
3	-10 977.30289732	-10 979.17703538	1.87	**	ω_2	333.72217916	334.18986902	0.47	**

4	-10 647.11910591	-10 649.47046247	2.35	**	ω_3	329.70657292	330.18379142	0.48	
5	-10 320.93332504	-10 323.83503748	2.90	**	ω_4	325.63542498	326.18578086	0.55	**
6	-9 998.73993844	-10 002.14677658	3.41	**	ω_5	321.68826091	322.19338661	0.51	**
7	-9 680.53599058	-9 684.39645127	3.86	**	ω_6	317.75032530	318.20394786	0.45	
8	-9 366.32133328	-9 370.63111765	4.31	**	ω_7	313.76533363	314.21465729	0.45	
9	-9 056.09871321	-9 060.83607551	4.74	**	ω_8	309.79504214	310.22262007	0.43	
10	-8 749.87385050	-8 755.02510535	5.15	**	ω_9	305.81097016	306.22486271	0.41	
11	-8 447.65555774	-8 453.21503238	5.56	**	ω_{10}	301.81007297	302.21829276	0.41	
12	-8 149.45592611	-8 155.42591892	5.97	**	ω_{11}	297.78911345	298.19963163	0.41	
13	-7 855.29057880	-7 861.67464296	6.38	**	ω_{12}	293.75127597	294.16534731	0.41	
14	-7 565.17897189	-7 571.97154020	6.79	**	ω_{13}	289.70310276	290.11160691	0.41	
15	-7 279.14471358	-7 286.33906354	7.19	**	ω_{14}	285.63247666	286.03425831	0.40	
16	-6 997.21587514	-7 004.81028500	7.59	**	ω_{15}	281.52877854	281.92883844	0.40	
17	-6 719.42527720	-6 727.41708681	7.99	**	ω_{16}	277.39319819	277.79059793	0.40	
18	-6 445.81074981	-6 454.19261209	8.38	**	ω_{17}	273.22447472	273.61452739	0.39	
19	-6 176.41537833	-6 185.17792610	8.76	**	ω_{18}	269.01468598	269.39537148	0.38	
20	-5 911.28775836	-5 920.41199797	9.12	**	ω_{19}	264.76592814	265.12761997	0.36	
21	-5 650.48228761	-5 659.93548890	9.45	**	ω_{20}	260.47650906	260.80547075	0.33	
22	-5 394.05952269	-5 403.80140979	9.74	**	ω_{21}	256.13407911	256.42276492	0.29	
23	-5 142.08662331	-5 152.07806776	9.99	**	ω_{22}	251.72334203	251.97289938	0.25	
24	-4 894.63789792	-4 904.84167206	10.20	**	ω_{23}	247.23639569	247.44872539	0.21	
25	-4 651.79545438	-4 662.17593685	10.38	**	ω_{24}	242.66573521	242.84244353	0.18	
26	-4 413.64994883	-4 424.17762178	10.53	**	ω_{25}	237.99831508	238.14550555	0.15	
27	-4 180.30141612	-4 190.95182023	10.65	**	ω_{26}	233.22580155	233.34853271	0.12	
28	-3 951.86015751	-3 962.61210740	10.75	*	ω_{27}	228.33971282	228.44125861	0.10	
29	-3 728.44765475	-3 739.28322072	10.84	*	ω_{28}	223.32888668	223.41250275	0.08	
30	-3 510.19747508	-3 521.10198215	10.90	*	ω_{29}	218.18123857	218.25017968	0.07	
31	-3 297.25612707	-3 308.21675935	10.96	*	ω_{30}	212.88522280	212.94134801	0.06	
32	-3 089.78382285	-3 100.78764610	11.00	*	ω_{31}	207.42911325	207.47230422	0.04	
33	-2 887.95509525	-2 898.98514722	11.03	*	ω_{32}	201.80249888	201.82872760	0.03	
34	-2 691.95920890	-2 702.99252739	11.03	*	ω_{33}	195.99261984	195.99588635	0.00	
35	-2 502.00028970	-2 513.01470900	11.01	*	ω_{34}	189.97781839	189.95891920	-0.02	
36	-2 318.29707659	-2 329.27183801	10.97	*	ω_{35}	183.74287099	183.70321311	-0.04	
37	-2 141.08217128	-2 151.97922220	10.90	*	ω_{36}	177.29261581	177.21490531	-0.08	
38	-1 970.60062518	-1 981.36772751	10.77	*	ω_{37}	170.61149469	170.48154610	-0.13	
39	-1 807.10765720	-1 817.69937842	10.59	*	ω_{38}	163.66834908	163.49296798	-0.18	
40	-1 650.86524375	-1 661.22516252	10.36	*	ω_{39}	156.47421590	156.24241345	-0.23	
41	-1 502.13726684	-1 512.20192623	10.06	*	ω_{40}	149.02323630	148.72797691	-0.30	
42	-1 361.18285956	-1 370.89527684	9.71	*	ω_{41}	141.30664939	140.95440727	-0.35	
43	-1 228.24756934	-1 237.53719262	9.29	*	ω_{42}	133.35808422	132.93529022	-0.42	
44	-1 103.55200378	-1 112.34139839	8.79	*	ω_{43}	125.19579423	124.69556556	-0.50	*
45	-987.27778440	-995.49678888	8.22	*	ω_{44}	116.84460951	116.27421938	-0.57	*
46	-879.55097974	-887.13736900	7.59	*	ω_{45}	108.35941989	107.72680466	-0.63	*
47	-780.42379337	-787.33772386	6.91	*	ω_{46}	99.79964514	99.12718637	-0.67	*
48	-689.85617046	-696.06733906	6.21	*	ω_{47}	91.27038480	90.56762291	-0.70	*
49	-607.70005708	-613.21286576	5.51	*	ω_{48}	82.85447329	82.15611337	-0.70	*
50	-533.68996174	-538.53759852	4.85	*	ω_{49}	74.67526725	74.01009535	-0.67	*
51	-467.44362166	-471.64704573	4.20	*	ω_{50}	66.89055279	66.24634008	-0.64	*
52	-408.47529876	-412.10026696	3.62	*	ω_{51}	59.54677876	58.96832289	-0.58	*
53	-356.22132835	-359.35248572	3.13	*	ω_{52}	52.74778125	52.25397041	-0.49	
54	-310.07388045	-312.80033778	2.73	*	ω_{53}	46.55214793	46.14744790	-0.40	
55	-269.41626626	-271.81289323	2.40	*	ω_{54}	40.98744456	40.65761420	-0.33	
56	-233.65308035	-235.78701838	2.13	*	ω_{55}	36.02587484	35.76318591	-0.26	
57	-202.23098465	-204.14973196	1.92	*	ω_{56}	31.63728642	31.42209570	-0.22	
58	-174.64940848	-176.41999456	1.77	*	ω_{57}	27.72973740	27.58157617	-0.15	
59	-150.46306385	-152.05839795	1.60	*	ω_{58}	24.36159661	24.18634463	-0.18	
60	-129.27919847	-130.72668975	1.45	*	ω_{59}	21.33170820	21.18386537	-0.15	
61	-110.75225736	-112.04396517	1.29	*	ω_{60}	18.68272458	18.52694112	-0.16	
62	-94.57781357	-95.73004711	1.15	*	ω_{61}	16.31391806	16.17444379	-0.14	
63	-80.48680790	-81.52898488	1.04	*	ω_{62}	14.20106223	14.09100567	-0.11	
64	-68.24053974	-69.18328816	0.94	*	ω_{63}	12.34569672	12.24626816	-0.10	
65	-57.62650023	-58.46432033	0.84	*	ω_{64}	10.71896782	10.61403951	-0.10	
66	-48.45497030	-49.19025319	0.74	*	ω_{65}	9.27406714	9.17152993	-0.10	
67	-40.55624814	-41.21340141	0.66	*	ω_{66}	7.97685178	7.89872217	-0.08	
68	-33.77836857	-34.32796868	0.55	*	ω_{67}	6.88543273	6.7787957	-0.11	
69	-27.98519806	-28.49667773	0.51	*	ω_{68}	5.83129095	5.79317050	-0.04	
70	-23.05481516	-23.47124957	0.42	*	ω_{69}	5.02542816	4.93038290	-0.10	
71	-18.87811036	-19.23410495	0.36	*	ω_{70}	4.23714462	4.17670480	-6.0×10^{-2}	
72	-15.35755817	-15.69365239	0.34	*	ω_{71}	3.54045255	3.52055219	-2.0×10^{-2}	
73	-12.40612792	-12.71214017	0.31	*	ω_{72}	2.98151222	2.95143024	-3.0×10^{-2}	
74	-9.94630919	-10.21898077	0.27	*	ω_{73}	2.49315940	2.45981873	-3.3×10^{-2}	
75	-7.90923390	-8.14661426	0.24	*	ω_{74}	2.07236651	2.03707529	-3.5×10^{-2}	
76	-6.23388145	-6.43647544	0.20	*	ω_{75}	1.71013883	1.67535246	-3.5×10^{-2}	
77	-4.86635576	-5.03619187	0.17	*	ω_{76}	1.40028356	1.36752569	-3.3×10^{-2}	
78	-3.75922538	-3.89914383	0.14	*	ω_{77}	1.13704804	1.10713038	-3.0×10^{-2}	
79	-2.87091886	-2.98425889	0.11	*	ω_{78}	0.91488494	0.88830653	-2.7×10^{-2}	
80	-2.16516910	-2.25549313	9.0×10^{-2}	*	ω_{79}	0.72876576	0.70574976	-2.3×10^{-2}	

81	-1.61050129	-1.68134448	7.1×10^{-2}	ω_{80}	0.57414865	0.55466780	-1.9×10^{-2}
82	-1.17975971	-1.23444662	5.5×10^{-2}	ω_{81}	0.44689786	0.43074159	-1.6×10^{-2}
83	-0.84966949	-0.89120346	4.2×10^{-2}	ω_{82}	0.34324316	0.33009022	-1.3×10^{-2}
84	-0.60043025	-0.63144125	3.1×10^{-2}	ω_{83}	0.25976221	0.24923924	-1.1×10^{-2}
85	-0.41533866	-0.43807249	2.3×10^{-2}	ω_{84}	0.19336875	0.18509159	-8.3×10^{-3}
86	-0.28043783	-0.29677187	1.6×10^{-2}	ω_{85}	0.14130062	0.13490084	-6.4×10^{-3}
87	-0.18419163	-0.19566591	1.2×10^{-2}	ω_{86}	0.10110596	0.09624620	-4.9×10^{-3}
88	-0.11718257	-0.12503825	7.9×10^{-3}	ω_{87}	0.07062767	0.06700906	-3.6×10^{-3}
89	-0.07183187	-0.07705183	5.2×10^{-3}	ω_{88}	0.04798641	0.04535070	-2.6×10^{-3}
90	-0.04214098	-0.04548936	3.4×10^{-3}	ω_{89}	0.03156247	0.02969089	-1.9×10^{-3}
91	-0.02345378	-0.02551255	2.1×10^{-3}	ω_{90}	0.01997681	0.01868720	-1.3×10^{-3}
92	-0.01223887	-0.01344075	1.2×10^{-3}	ω_{91}	0.01207180	0.01121492	-8.6×10^{-4}
93	-0.00589161	-0.00654915	6.6×10^{-4}	ω_{92}	0.00689160	0.00634726	-5.4×10^{-4}
94	-0.00255567	-0.00288656	3.3×10^{-4}	ω_{93}	0.00366259	0.00333593	-3.3×10^{-4}
95	-0.00096382	-0.00111272	1.5×10^{-4}	ω_{94}	0.00177384	0.00159185	-1.8×10^{-4}
96	-0.00029784	-0.00035508	5.7×10^{-5}	ω_{95}	0.00075764	0.00066598	-9.2×10^{-5}
97	-0.00006752	-0.00008483	1.7×10^{-5}	ω_{96}	0.00027026	0.00023032	-4.0×10^{-5}
98	-0.00000869	-0.00001212	3.4×10^{-6}	ω_{97}	0.00007270	0.00005883	-1.4×10^{-5}
99	-0.00000023	-0.00000043	2.1×10^{-7}	ω_{98}	0.00001169	0.00000846	-3.2×10^{-6}
100	-0.00000000004	-0.0000000001	1.2×10^{-10}	ω_{99}	0.00000043	0.00000023	-2.1×10^{-7}

-
- [1] L.-Y. Tang, J.-Y. Zhang, Z.-C. Yan, T.-Y. Shi, and J. Mitroy, *The Journal of Chemical Physics* **133**, 104306 (2010).
- [2] W. Gunton, M. Semczuk, N. Dattani, and K. Madison, *Physical Review A* **88**, 062510 (2013).
- [3] R. J. Le Roy, N. S. Dattani, J. A. Coxon, A. J. Ross, P. Crozet, and C. Linton, *The Journal of Chemical Physics* **131**, 204309 (2009).
- [4] L.-Y. Tang, Z.-C. Yan, T.-Y. Shi, and J. Mitroy, *Physical Review A* **84** (2011), 10.1103/PhysRevA.84.052502.
- [5] M. Semczuk, X. Li, W. Gunton, M. Haw, N. S. Dattani, J. Witz, A. K. Mills, D. J. Jones, and K. W. Madison, *Physical Review A* **87**, 052505 (2013).
- [6] P. Yi, M. Song, Y. Liu, A. Marjatta Lyyra, and L. Li, *Chemical Physics Letters* **349**, 426 (2001).
- [7] A. Yiannopoulou, K. Urbanski, A. M. Lyyra, L. Li, B. Ji, J. T. Bahns, and W. C. Stwalley, *The Journal of Chemical Physics* **102**, 3024 (1995).
- [8] D. Li, F. Xie, L. Li, A. Lazoudis, and A. M. Lyyra, *Journal of Molecular Spectroscopy* **246**, 180 (2007).
- [9] X. Xie and R. Field, *Journal of Molecular Spectroscopy* **117**, 228 (1986).
- [10] G. Lazarov, A. Lyyra, and L. Li, *Journal of molecular spectroscopy* **205**, 73 (2001).
- [11] I. Russier, A. Yiannopoulou, P. Crozet, A. Ross, F. Martin, and C. Linton, *Journal of Molecular Spectroscopy* **184**, 129 (1997).
- [12] C. Linton, R. Bacis, P. Crozet, F. Martin, A. Ross, and J. Verges, *Journal of Molecular Spectroscopy* **151**, 159 (1992).
- [13] A. Yiannopoulou, K. Urbanski, S. Antonova, A. Lyyra, L. Li, T. An, B. Ji, and W. Stwalley, *Journal of Molecular Spectroscopy* **172**, 567 (1995).
- [14] T. Weyh, K. Ahmed, and W. Demtröder, *Chemical Physics Letters* **248**, 442 (1996).
- [15] S. Rai, B. Hemmerling, and W. Demtröder, *Chemical Physics* **97**, 127 (1985).
- [16] L. Li, S. Antonova, A. Yiannopoulou, K. Urbanski, and A. M. Lyyra, *The Journal of Chemical Physics* **105**, 9859 (1996).
- [17] N. S. Dattani and R. J. Le Roy, *Journal of Molecular Spectroscopy* **268**, 199 (2011).
- [18] M. Halls, H. Schlegel, M. DeWitt, and G. Drake, *Chemical Physics Letters* **339**, 427 (2001).
- [19] M. Musial and S. A. Kucharski, *Journal of Chemical Theory and Computation* **10**, 1200 (2014).
- [20] F. Engelke and H. Hage, *Chemical Physics Letters* **103**, 98 (1983).
- [21] I. Schmidt, W. Meyer, B. Krüger, and F. Engelke, *Chemical Physics Letters* **143**, 353 (1988).
- [22] T. Weyh, K. Ahmed, and W. Demtröder, *Chemical Physics Letters* **248**, 442 (1996).
- [23] A. Yiannopoulou, K. Urbanski, S. Antonova, A. Lyyra, L. Li, T. An, B. Ji, and W. Stwalley, *Journal of Molecular Spectroscopy* **172**, 567 (1995).
- [24] L. Li and A. Lyyra, *Spectrochimica Acta Part A: Molecular and Biomolecular Spectroscopy* **41**, 1001 (1985).
- [25] W. Preuss and G. Baumgartner, *Zeitschrift für Physik A Atoms and Nuclei* **320**, 125 (1985).
- [26] L. Li, T. An, T.-J. Whang, A. M. Lyyra, W. C. Stwalley, R. W. Field, and R. A. Bernheim, *The Journal of Chemical Physics* **96**, 3342 (1992).
- [27] X. Xie and R. W. Field, *The Journal of Chemical Physics* **83**, 6193 (1985).
- [28] X. Xie and R. W. Field, *Chemical Physics* **99**, 337 (1985).
- [29] S. F. Rice, X. Xie, and R. W. Field, *Chemical Physics* **104**, 161 (1986).
- [30] Rice, Steven F. and R. W. Field, in *Methods of Laser Spectroscopy*, edited by Yehiam Prior, Abraham Ben-Reuven and M. Rosenbluh (1986) pp. 389–398.
- [31] W. I. McAlexander, E. R. I. Abraham, and R. G. Hulet, *Physical Review A* **54**, R5 (1996).
- [32] J. H. Van Vleck, *The Journal of Chemical Physics* **4**, 327 (1936).
- [33] P. Bunker, *Journal of Molecular Spectroscopy* **28**, 422 (1968).
- [34] J. C. Slater, *The Journal of Chemical Physics* **1**, 687 (1933).

- [35] J. K. Watson, *Journal of Molecular Spectroscopy* **223**, 39 (2004).
- [36] R. J. Le Roy, Y. Huang, and C. Jary, *The Journal of Chemical Physics* **125**, 164310 (2006).
- [37] R. J. L. Roy and R. D. E. Henderson, *Molecular Physics* **105**, 663 (2007).
- [38] H. Salami, A. J. Ross, P. Crozet, W. Jastrzebski, P. Kowalczyk, and R. J. Le Roy, *The Journal of Chemical Physics* **126**, 194313 (2007).
- [39] A. Shayesteh, R. D. E. Henderson, R. J. Le Roy, and P. F. Bernath, *The Journal of Physical Chemistry. A* **111**, 12495 (2007).
- [40] J. A. Coxon and P. G. Hajigeorgiou, *The Journal of Chemical Physics* **132**, 094105 (2010).
- [41] A. Stein, H. Knöckel, and E. Tiemann, *The European Physical Journal D* **57**, 171 (2010).
- [42] L. Piticco, F. Merkt, A. A. Cholewinski, F. R. McCourt, and R. J. Le Roy, *Journal of Molecular Spectroscopy* **264**, 83 (2010).
- [43] R. J. Le Roy, C. C. Haugen, J. Tao, and H. Li, *Molecular Physics* **109**, 435 (2011).
- [44] M. Ivanova, A. Stein, A. Pashov, A. V. Stolyarov, H. Knöckel, and E. Tiemann, *The Journal of Chemical Physics* **135**, 174303 (2011).
- [45] F. Xie, L. Li, D. Li, V. B. Sovkov, K. V. Minaev, V. S. Ivanov, A. M. Lyyra, and S. Magnier, *The Journal of Chemical Physics* **135**, 024303 (2011).
- [46] T. Yukiya, N. Nishimiya, Y. Samejima, K. Yamaguchi, M. Suzuki, C. D. Boone, I. Ozier, and R. J. Le Roy, *Journal of Molecular Spectroscopy* **283**, 32 (2013).
- [47] H. Knöckel, S. Rühmann, and E. Tiemann, *The Journal of Chemical Physics* **138**, 094303 (2013).
- [48] L. Wang, D. Xie, R. J. Le Roy, and P.-N. Roy, *The Journal of Chemical Physics* **139**, 034312 (2013).
- [49] G. Li, I. E. Gordon, P. G. Hajigeorgiou, J. A. Coxon, and L. S. Rothman, *Journal of Quantitative Spectroscopy and Radiative Transfer* **130**, 250 (2013).
- [50] V. V. Meshkov, A. V. Stolyarov, M. C. Heaven, C. Haugen, and R. J. LeRoy, *The Journal of Chemical Physics* **140**, 064315 (2014).
- [51] N. S. Dattani, *physics.chem-ph*, arXiv:1408.3301 (2014).
- [52] J. A. Coxon and P. G. Hajigeorgiou, *Journal of Quantitative Spectroscopy and Radiative Transfer* **151**, 133 (2015).
- [53] S.-D. Walji, K. M. Sentjens, and R. J. Le Roy, *The Journal of chemical physics* **142**, 044305 (2015).
- [54] N. S. Dattani, *Journal of Molecular Spectroscopy* **311**, 76 (2013).
- [55] N. S. Dattani, L. N. Zack, M. Sun, E. R. Johnson, R. J. Le Roy, and L. M. Ziurys, *physics.chem-ph*, arXiv:1408.2276 (2014).
- [56] H. Li and R. J. Le Roy, *Physical Chemistry Chemical Physics : PCCP* **10**, 4128 (2008).
- [57] H. Li, P.-N. Roy, and R. J. Le Roy, *The Journal of Chemical Physics* **133**, 104305 (2010).
- [58] Y. Tritzant-Martinez, T. Zeng, A. Broom, E. Meiering, R. J. Le Roy, and P.-N. Roy, *The Journal of Chemical Physics* **138**, 234103 (2013).
- [59] H. Li, X.-L. Zhang, R. J. Le Roy, and P.-N. Roy, *The Journal of Chemical Physics* **139**, 164315 (2013).
- [60] Y.-T. Ma, T. Zeng, and H. Li, *The Journal of chemical physics* **140**, 214309 (2014).
- [61] M. Aubert-Frécon, G. Hadinger, S. Magnier, and S. Rousseau, *Journal of Molecular Spectroscopy* **188**, 182 (1998).
- [62] K. Jones, E. Tiesinga, P. Lett, and P. Julienne, *Reviews of Modern Physics* **78**, 483 (2006).
- [63] R. C. Brown, S. Wu, J. V. Porto, C. J. Sansonetti, C. E. Simien, S. M. Brewer, J. N. Tan, and J. D. Gillaspay, *Physical Review A* **87**, 032504 (2013).
- [64] N. S. Dattani, R. J. LeRoy, A. J. Ross, and C. Linton, in *Proceedings of the International Symposium on Molecular Spectroscopy* (2008) p. RC11.
- [65] W. Gunton, M. Semczuk, N. S. Dattani, and K. W. Madison, *Physical Review A* **88**, 062510 (2013).
- [66] L.-Y. Tang, Z.-C. Yan, T.-Y. Shi, and J. Mitroy, *Physical Review A* **81** (2010), 10.1103/PhysRevA.81.042521.
- [67] L.-Y. Tang, Z.-C. Yan, T.-Y. Shi, and J. F. Babb, *Physical Review A* **79**, 062712 (2009).
- [68] L.-Y. Tang, Private Communication (2015).
- [69] L.-Y. Tang, Z.-C. Yan, T.-Y. Shi, and J. Babb, *Physical Review A* **79** (2009), 10.1103/PhysRevA.79.062712.
- [70] J.-Y. Zhang, J. Mitroy, and M. Bromley, *Physical Review A* **75** (2007), 10.1103/PhysRevA.75.042509.
- [71] Y. Huang and R. J. Le Roy, *The Journal of Chemical Physics* **119**, 7398 (2003).
- [72] C. He, L. P. Gold, and R. A. Bernheim, *The Journal of Chemical Physics* **95**, 7947 (1991).
- [73] B. Barakat, R. Bacis, S. Churassy, R. Field, J. Ho, C. Linton, S. Mc Donald, F. Martin, and J. Vergès, *Journal of Molecular Spectroscopy* **116**, 271 (1986).
- [74] D. A. Miller, L. P. Gold, P. D. Tripodi, and R. A. Bernheim, *The Journal of Chemical Physics* **92**, 5822 (1990).
- [75] R. Bernheim, L. Gold, and T. Tipton, *Chemical Physics Letters* **92**, 13 (1982).
- [76] R. A. Bernheim, L. P. Gold, and T. Tipton, *The Journal of Chemical Physics* **78**, 3635 (1983).
- [77] K. S, K. P, K. MH, B. M, and K. H, *Journal of Chemical Physics* **113**, 6227 (2000).
- [78] M. Kubkowska, A. Grochola, W. Jastrzebski, and R. J. LeRoy, *Journal of Chemical Physics* **333**, 214 (2007).
- [79] R. A. Bernheim, *The Journal of Chemical Physics* **74**, 3249 (1981).
- [80] R. A. Bernheim, *The Journal of Chemical Physics* **74**, 2749 (1981).
- [81] C. Linton, F. Martin, P. Crozet, A. Ross, and R. Bacis, *Journal of Molecular Spectroscopy* **158**, 445 (1993).
- [82] R. J. Le Roy, J. Y. Seto, and Y. Huang, “DPotFit 2.0: A Computer Program for Fitting Diatomic Molecule Potential Energy Functions (University of Waterloo Chemical Physics Research Report CP-667),” (2013).
- [83] R. J. LeRoy, “betaFIT 2.1: A Computer Program to Fit Pointwise Potentials to Selected Analytic Functions,” (2012).
- [84] R. J. LeRoy, “RKR1 2.0: A Computer Program Implementing the First-Order RKR Method for Determining Diatomic Molecule Potential Energy Functions,” (2004).
- [85] C. Tsai, J. Bahns, T. Whang, and W. Stwalley, *Journal of Molecular Spectroscopy* **167**, 437 (1994).
- [86] N. S. Dattani and R. J. Le Roy, *Journal of Molecular Spectroscopy* **268**, 199 (2011).
- [87] J. Koput, *The Journal of chemical physics* **135**, 244308 (2011).
- [88] R. Le Roy, *Journal of Molecular Spectroscopy* **191**, 223 (1998).
- [89] M. Musial, *The Journal of chemical physics* **136**, 134111 (2012).
- [90] V. Veryazov, P.-O. Widmark, and B. O. Roos, *Theoretical Chemistry Accounts: Theory, Computation, and Modeling* **113**, 103 (2008).
- [91] V. V. Meshkov, A. V. Stolyarov, and R. J. Le Roy, *Physical Review A* **78**, 052510 (2008).
- [92] V. V. Meshkov, A. V. Stolyarov, and R. J. Le Roy,

- The Journal of chemical physics **135**, 154108 (2011).
- [93] R. J. LeRoy and R. B. Bernstein, Chemical Physics Letters **5**, 42 (1970).
- [94] J. Sebastian, C. Gross, K. Li, H. C. J. Gan, W. Li, and K. Dieckmann, Physical Review A **90**, 033417 (2014).
- [95] A. D. Cronin, J. Schmiedmayer, and D. E. Pritchard, Reviews of Modern Physics **81**, 1051 (2009).
- [96] J. Mitroy, M. S. Safronova, and C. W. Clark, Journal of Physics B: Atomic, Molecular and Optical Physics **43**, 202001 (2010).
- [97] F. W. Loomis and R. E. Nisbaum, Physical Review **38**, 1447 (1931).
- [98] A. N. Drozdova, A. V. Stolyarov, M. Tamanis, R. Ferber, P. Crozet, and A. J. Ross, Physical Review A **88**, 022504 (2013).
- [99] J. Zaharova, M. Tamanis, R. Ferber, A. N. Drozdova, E. A. Pazyuk, and A. V. Stolyarov, Physical Review A **79**, 012508 (2009).
- [100] A. Kruzins, I. Klincare, O. Nikolayeva, M. Tamanis, R. Ferber, E. A. Pazyuk, and A. V. Stolyarov, Physical Review A **81**, 042509 (2010).
- [101] O. Docenko, M. Tamanis, R. Ferber, T. Bergeman, S. Kotochigova, A. V. Stolyarov, A. de Faria Nogueira, and C. E. Fellows, Physical Review A **81**, 042511 (2010).
- [102] J. Bai, E. H. Ahmed, B. Beser, Y. Guan, S. Ko, J. Huennekens, F. Xie, D. Li, L. Li, M. Tamanis, R. Ferber, A. Drozdova, E. Pazyuk, A. V. Stolyarov, J. G. Danzl, H.-C. Nägerl, N. Bouloufa, O. Dulieu, C. Amiot, H. Salami, and T. Bergeman, Physical Review A **83**, 032514 (2011).
- [103] H. Harker, P. Crozet, A. J. Ross, K. Richter, J. Jones, C. Faust, J. Huennekens, A. V. Stolyarov, H. Salami, and T. Bergeman, Physical Review A **92**, 012506 (2015).