

Distributed Autoregressive Moving Average Graph Filters

Andreas Loukas*, Andrea Simonetto, and Geert Leus

Abstract—We introduce the concept of autoregressive moving average (ARMA) filters on a graph and show how they can be implemented in a distributed fashion. Our graph filter design philosophy is independent of the particular graph, meaning that the filter coefficients are derived irrespective of the graph. In contrast to finite-impulse response (FIR) graph filters, ARMA graph filters are robust against changes in the signal and/or graph. In addition, when time-varying signals are considered, we prove that the proposed graph filters behave as ARMA filters in the graph domain and, depending on the implementation, as first or higher ARMA filters in the time domain.

Index Terms—Signal processing on graphs, graph filters, graph Fourier transform, distributed time-varying computations

I. INTRODUCTION

The emerging field of signal processing on graphs [1]–[4] focuses on the extension of classical discrete signal processing techniques to the graph setting. Arguably, the greatest breakthrough of the field has been the extension of the Fourier transform from time signals and images to graph signals, i.e., signals defined on the nodes of irregular graphs. By providing a graph-specific definition of frequency, the graph Fourier transform (GFT) enables us to design filters for graphs: analogously to classical filters, graph filters process a graph signal by amplifying or attenuating its components at specific graph frequencies. Graph filters have been used for a number of signal processing tasks, such as denoising [5], [6], centrality computation [7], graph partitioning [8], event-boundary detection [9], and graph scale-space analysis [10].

Distributed implementations of filters on graphs only emerged recently as a way of increasing the scalability of computation [3], [11], [12]. Nevertheless, being inspired by finite impulse response (FIR) graph filters, these methods are sensitive to graph changes. To solve the graph robustness issue, distributed infinite impulse response (IIR) graph filters have been proposed by Shi et al. [13]. Compared to FIR graph filters, IIR filters have the potential to achieve better interpolation or extrapolation properties around the known graph frequencies. Moreover, by being designed for a continuous range of frequencies, they can be applied to any graph (even when the actual graph spectrum is unknown).

In a different context, we introduced graph-independent IIR filter design, or what we will label here as *universal* IIR filter design (in fact, prior to [13]) using a potential kernel approach [9], [14]. In this letter, we will build upon our prior work to develop more general autoregressive moving average (ARMA) graph filters of any order, using parallel

or periodic concatenations of the potential kernel. This leads to a more intuitive distributed design than the one proposed by Shi et al., which is based on gradient-descent type of iterations. Moreover, we show that the proposed ARMA graph filters are suitable to handle *time-varying signals*, an important issue that was not considered previously. Specifically, our design extends naturally to time-varying signals leading to 2-dimensional ARMA filters: an ARMA filter in the graph domain of arbitrary order and a first order AR (for the periodic implementation) or a higher order ARMA (for the parallel implementation) filter in the time domain; which opens the way to a deeper understanding of graph signal processing, in general. We conclude the letter by displaying preliminary results suggesting that our ARMA filters not only work for continuously time-varying signals but are also robust to continuously *time-varying graphs*.

II. GRAPH FILTERS

Consider a graph $G = (V, E)$ of N nodes and let \mathbf{x} be a signal defined on the graph, whose i -th component represents the value of the signal at the i -th node¹.

Graph Fourier Transform (GFT). The GFT transforms a graph signal into the graph frequency domain: the forward and inverse GFTs of \mathbf{x} are $\hat{\mathbf{x}}_n = \langle \mathbf{x}, \phi_n \rangle$ and $\mathbf{x}_n = \langle \hat{\mathbf{x}}, \phi_n \rangle$, where $\langle \cdot, \cdot \rangle$ denotes the inner product. Vectors $\{\phi_n\}_{n=1}^N$ form an orthonormal basis and are commonly chosen as the eigenvectors of a graph Laplacian \mathbf{L} , such as the discrete Laplacian \mathbf{L}_d or Chung’s normalized Laplacian \mathbf{L}_n . For an extensive review of the properties of the GFT, we refer to [3], [4].

To avoid any restrictions on the generality of our approach, in the following we present our results for a *general basis matrix* \mathbf{L} . We only require that \mathbf{L} is *symmetric* and *1-local*: for all $i \neq j$, $L_{ij} = 0$ whenever u_i and u_j are not neighbors and $L_{ij} = L_{ji}$ otherwise.

Graph filters. A *graph filter* \mathbf{F} is a linear operator that acts upon a graph signal \mathbf{x} by amplifying or attenuating its graph Fourier coefficients as

$$\mathbf{F}\mathbf{x} = \sum_{n=1}^N h(\lambda_n) \hat{\mathbf{x}}_n \phi_n. \quad (1)$$

Let λ_{\min} and λ_{\max} be the minimum and maximum eigenvalues of \mathbf{L} over all possible graphs. The graph frequency response $h : [\lambda_{\min}, \lambda_{\max}] \rightarrow \mathbb{C}$ controls how much \mathbf{F} amplifies the signal component of each graph frequency

$$h(\lambda_n) = \langle \mathbf{F}\mathbf{x}, \phi_n \rangle / \langle \mathbf{x}, \phi_n \rangle. \quad (2)$$

¹We denote the i -th component of a vector \mathbf{x} as x_i starting at index 1. Node i of a graph is denoted as u_i .

The authors are with the Faculty of EEMCS, Delft University of Technology, 2826 CD Delft, The Netherlands. e-mails: {a.loukas, a.simonetto, g.j.t.leus}@tudelft.nl. *Corresponding author: A. Loukas.

Distributed graph filters. We are interested in how we can filter a signal with a graph filter \mathbf{F} in a *distributed* way, having a user-provided frequency response $h^*(\lambda)$. Note that this prescribed $h^*(\lambda)$ is a continuous function in the graph frequency λ and describes the desired response for *any* graph. The corresponding filter coefficients are thus independent of the graph and universally applicable.

FIR $_K$ filters. It is well known that we can *approximate* \mathbf{F} in a distributed way by using a K -th order polynomial of \mathbf{L} . Define FIR $_K$ as the K -th order approximation given by

$$\mathbf{F}_K = h_0 \mathbf{I} + \sum_{k=1}^K h_k \mathbf{L}^k,$$

where the coefficients h_i are found by minimizing the least-squares objective $\int_{\lambda} |\sum_{k=0}^K h_k \lambda^k - h^*(\lambda)|^2 d\lambda$. Observe that, in contrast to traditional graph filters, the order of the considered *universal* graph filters is not necessarily limited to N . By increasing K , we can approximate any filter with square integrable frequency response arbitrarily well.

The computation of FIR $_K$ is easily performed distributedly. Since $\mathbf{L}^K \mathbf{x} = \mathbf{L}(\mathbf{L}^{K-1} \mathbf{x})$, each node u_i can compute the K th-term from the values of the $(K-1)$ th-term in its neighborhood. The algorithm terminates after K iterations, and, in total, each node exchanges $\Theta(K \deg u_i)$ bits and stores $\Theta(\deg u_i + K)$ bits in its memory. However, FIR $_K$ filters exhibit poor performance when the signal or/and graph are time-varying and when there exists asynchronicity among the nodes². In order to overcome these issues and provide a more solid foundation for graph signal processing, we study ARMA graph filters.

III. ARMA GRAPH FILTERS

A. Distributed computation

We start by presenting a simple recursion that converges to a filter with a 1st order rational frequency response. We then propose two generalizations with K -th order responses³. Using the first, which entails running K 1st order filters in parallel, a node u_i attains fast convergence at the price of exchanging and storing $\Theta(K \deg u_i)$ bits per iteration⁴. By using periodic coefficients, the second algorithm reduces the number of bits exchanged and stored to $\Theta(\deg u_i)$, at almost equivalent (or even *faster*) convergence time.

ARMA $_1$ filters. We will obtain our first ARMA graph filter as an extension of the potential kernel [14]. Consider the following 1st order recursion:

$$\mathbf{y}_{t+1} = \psi \mathbf{M} \mathbf{y}_t + \varphi \mathbf{x} \quad \text{and} \quad \mathbf{y}_0 \text{ arbitrary}, \quad (3)$$

where the coefficients φ, ψ are (for now) arbitrary complex numbers, and \mathbf{M} is the translation of \mathbf{L} with the minimal

²This because, first the distributed averaging is paused after K iterations, and thus the filter output is *not a steady state*; second the input signal is only considered during the first iteration. To track time-varying signals, the computation should be restarted at each time step, increasing the communication and space complexities to $\Theta(K^2 \deg u_i)$ bits and $\Theta(K \deg u_i + K^2)$ bits.

³Note that similar structures were independently developed in [13], although based on a different design methodology.

⁴Any values stored are overwritten during the next iteration.

spectral radius: $\mathbf{M} = \frac{\lambda_{\max} - \lambda_{\min}}{2} \mathbf{I} - \mathbf{L}$. From Sylvester's matrix theorem, matrices \mathbf{M} and \mathbf{L} have the same eigenvectors and the eigenvalues μ_n of \mathbf{M} differ by a translation to those of \mathbf{L} : $\mu_n = (\lambda_{\max} - \lambda_{\min})/2 - \lambda_n$.

Proposition 1. *The frequency response of ARMA $_1$ is $g(\mu) = \frac{r}{\mu - p}$, s.t. $|p| > \frac{\lambda_{\max} - \lambda_{\min}}{2}$, with the residue r and the pole p given by $r = -\varphi/\psi$ and $p = 1/\psi$, respectively. Recursion (3) converges to it linearly, irrespective of the initial condition \mathbf{y}_0 and matrix \mathbf{L} .*

Proof. The proof follows from Theorem 1 in [14], in which we replace P with \mathbf{M} and $1 - \varphi$ with ψ . \square

Recursion (3) leads to a very efficient distributed implementation: at each iteration t , each node u_i updates its value $y_{t,i}$ based on its local signal x_i and a weighted combination of the values $y_{t-1,j}$ of its neighbors u_j . Since each node must exchange its value with each of its neighbors, the message/space complexity at each iteration is $\Theta(\deg u_i)$ bits.

Parallel ARMA $_K$ filters. We can attain a larger variety of responses by simply adding the output of multiple 1st order filters. Denote with the superscript k the terms that correspond to the k -th ARMA $_1$ filter ($k = 1, 2, \dots, K$).

Corollary 1. *The frequency response of a parallel ARMA $_K$ is*

$$g(\mu) = \sum_{k=1}^K \frac{r^{(k)}}{\mu - p^{(k)}} \quad \text{s.t.} \quad |p^{(k)}| > \frac{\lambda_{\max} - \lambda_{\min}}{2},$$

with $r^{(k)} = -\varphi^{(k)}/\psi^{(k)}$ and $p^{(k)} = 1/\psi^{(k)}$, respectively. Recursion (3) converges to it linearly, irrespective of the initial condition \mathbf{y}_0 and matrix \mathbf{L} .

Proof. (Sketch) From Proposition 1, at steady state, we have

$$\mathbf{y} = \sum_{k=1}^K \mathbf{y}^{(k)} = \sum_{k=1}^K \sum_{n=1}^N \left(\frac{r^{(k)}}{\mu_n - p^{(k)}} \right) \hat{x}_n \phi_n,$$

and switching the sum operators the claim follows. \square

The frequency response of a parallel ARMA $_K$ is therefore a rational function with numerator and denominator polynomials of orders $K-1$ and K , respectively⁵. At each iteration, node u_i exchanges and stores $\Theta(K \deg u_i)$ bits.

Periodic ARMA $_K$ filters. We can decrease the memory requirements of the parallel implementation by letting the filter coefficients vary in time. Consider the output of the time-varying recursion

$$\mathbf{y}_{t+1} = (\theta_t \mathbf{I} + \psi_t \mathbf{M}) \mathbf{y}_t + \varphi_t \mathbf{x} \quad \text{and} \quad \mathbf{y}_0 \text{ arbitrary}, \quad (4)$$

every K iterations, where coefficients $\theta_t, \psi_t, \varphi_t$ are periodic with period K : $\theta_t = \theta_{t-iK}, \psi_t = \psi_{t-iK}, \varphi_t = \varphi_{t-iK}$, with i an integer in $[0, t/K]$ and $\theta_t = 1 - \text{III}_K(t)$ being the negated Shah function.

⁵By choosing the coefficients properly, we can generalize the rational function to have any degree smaller than K in the numerator. By adding an extra input, we can also obtain order K in the numerator.

Proposition 2. The frequency response of a periodic ARMA_K filter is

$$g(\mu) = \frac{\sum_{\sigma=0}^{K-1} \prod_{\tau=K-\tau}^{K-1} (\theta_{\sigma} + \psi_{\sigma}\mu) \varphi_{K-\tau-1}}{1 - \left(\prod_{\tau=0}^{K-1} \theta_{\tau} + \psi_{\tau}\mu \right)},$$

s.t. the stability constraint $|\prod_{\tau=0}^{K-1} \theta_{\tau} + \psi_{\tau} \frac{\lambda_{\max} - \lambda_{\min}}{2}| < 1$. Recursion (4) converges to it linearly, irrespective of the initial condition \mathbf{y}_0 and matrix \mathbf{L} .

Proof. Define matrices $\mathbf{\Gamma}_t = \theta_t \mathbf{I} + \psi_t \mathbf{M}$ and $\mathbf{\Phi}_{t_1, t_2} = \mathbf{\Gamma}_{t_1} \mathbf{\Gamma}_{t_1-1} \cdots \mathbf{\Gamma}_{t_2}$ if $t_1 \geq t_2$ and $\mathbf{\Phi}_{t_1, t_2} = \mathbf{I}$ otherwise. The output at the end of each period can be re-written as a time-invariant system

$$\mathbf{y}_{(i+1)K} = \mathbf{A} \mathbf{y}_{iK} + \mathbf{B} \mathbf{x}, \quad (5)$$

with $\mathbf{A} = \mathbf{\Phi}_{K-1, 0}$, $\mathbf{B} = \sum_{\tau=0}^{K-1} \mathbf{\Phi}_{K-1, K-\tau} \varphi_{K-\tau-1}$. Assuming that \mathbf{A} is non-singular, both \mathbf{A} and \mathbf{B} have the same eigenvectors ϕ_n as \mathbf{M} (and \mathbf{L}). As such, when $|\lambda_{\max}(\mathbf{A})| < 1$, the steady state of (5) is

$$\mathbf{y} = (\mathbf{I} - \mathbf{A})^{-1} \mathbf{B} \mathbf{x} = \sum_{n=1}^N \frac{\lambda_n(\mathbf{B})}{1 - \lambda_n(\mathbf{A})} \hat{x}_n \phi_n.$$

To derive the exact response, notice that

$$\lambda_n(\mathbf{\Phi}_{t_1, t_2}) = \prod_{\tau=t_1}^{t_2} \lambda_n(\mathbf{\Gamma}_t) = \prod_{\tau=t_1}^{t_2} (\theta_{\tau} + \psi_{\tau} \mu_n),$$

which, by the definition of \mathbf{A} and \mathbf{B} , yields the desired frequency response. The linear convergence rate follows from the linear convergence of (5) to \mathbf{y} with rate $\gamma = |\lambda_{\max}(\mathbf{A})|$. \square

By some algebraic manipulation, we can see that the frequency responses of periodic and parallel ARMA_K filters are equivalent at steady state. In the periodic version, each node u_i stores $\Theta(\deg(u_i))$ bits, as compared to $\Theta(K \deg u_i)$ bits in the parallel one. The low-memory requirements of the periodic ARMA_K render it suitable for resource constrained devices.

Remark 1. Since the designed ARMA_K filters are attained for any initial condition and matrix \mathbf{L} , the filters are also robust to slow time-variations in the signal and graph. We will generalize this result to arbitrary time-varying signals in Section IV.

B. Filter design

Given a graph frequency response $g^* : [\mu_{\min}, \mu_{\max}] \rightarrow \mathbb{C}$ and a filter order K , our objective is to find the complex polynomials $p_b(\mu)$ and $p_a(\mu)$ of order $K-1$ and K , respectively, that minimize

$$\int_{\mu} \left| \frac{p_b(\mu)}{p_a(\mu)} - g^*(\mu) \right|^2 d\mu = \int_{\mu} \left| \frac{\sum_{k=0}^{K-1} b_k \mu^k}{1 + \sum_{k=1}^K a_k \mu^k} - g^*(\mu) \right|^2 d\mu,$$

while ensuring that the chosen coefficients result in a stable system (see constraints in Corollary 1 and Proposition 2).

Remark 2. Whereas g^* is a function of μ , the desired frequency response $h^* : [\lambda_{\min}, \lambda_{\max}] \rightarrow \mathbb{C}$ is often a function of λ . We attain $g^*(\mu)$ by simply mapping the user-provided response to the domain of μ : $g^*(\mu) = h^*((\lambda_{\max} - \lambda_{\min})/2 - \lambda)$.

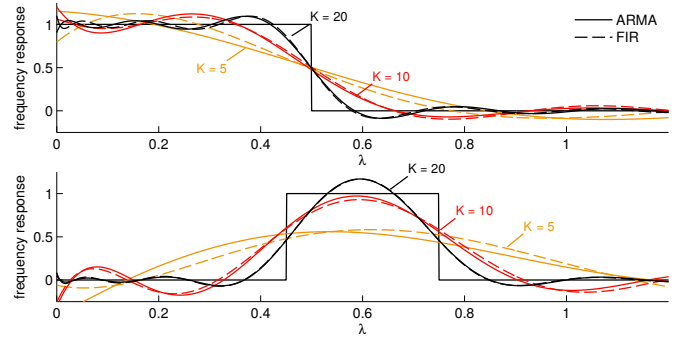


Fig. 1. The frequency response of ARMA_K filters designed by Shank's method and the FIR responses of corresponding order. Here, h^* is a step function (top) and a window function (bottom).

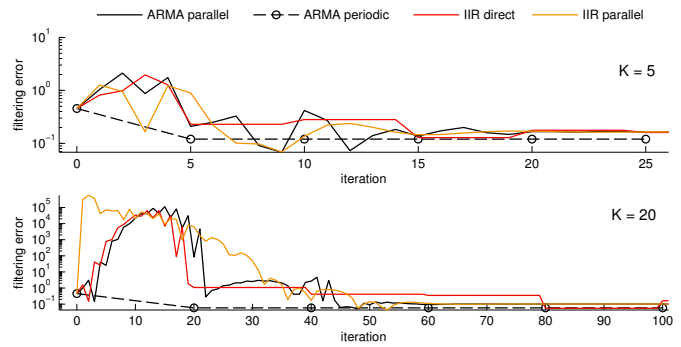


Fig. 2. Convergence comparison of ARMA filters w.r.t. the IIR filters of [13]. The filtering error is $\|\mathbf{y}_t - \mathbf{y}^*\|_2 / \|\mathbf{y}^*\|_2$, where \mathbf{y}^* is the desired output.

Remark 3. Even if we constrain ourselves to pass-band filters and we consider only the set of \mathbf{L} for which $(\lambda_{\max} - \lambda_{\min})/2 = 1$, it is impossible to design our coefficients based on classical design methods developed for IIR filters (e.g., Butterworth, Chebyshev). The stability constraint of ARMA_K is different from classical filter design, where the poles of the transfer function must lie within (not outside) the unit circle.

Design method. Similar to Shank's method [15], we approximate the filter coefficients in two steps:

1) We determine $\{a_k\}_{k=1}^K$, by finding a $\hat{K} > K$ order polynomial approximation $\hat{g}(\mu) = \sum_{k=0}^{\hat{K}} g_k \mu^k$ of $g^*(\mu)$ using polynomial regression, and solving the coefficient-wise system of equations $p_a(\mu) \hat{g}(\mu) = p_b(\mu)$.

2) We determine $\{b_k\}_{k=1}^{K-1}$ by solving the constrained least-squares problem of minimizing $\int_{\mu} |p_b(\mu)/p_a(\mu) - g^*(\mu)|^2 d\mu$, w.r.t. $p_b(\mu)$ and s.t. the stability constraints.

Figure 1 illustrates in solid lines the frequency responses of three ARMA_K filters ($K = 5, 10, 20$), designed to approximate a step function (top) and a window function (bottom). In the first step of our design, we computed the FIR filter \hat{g} as a Chebyshev approximation of g^* of order $\hat{K} = K + 1$. ARMA responses closely approximate the optimal FIR responses for the corresponding orders (dashed lines).

Figure 2 compares the convergence of our recursions w.r.t. the IIR design of [13] in the same low-pass setting of Figure 1

(top), running in a network of $n = 100$ nodes⁶. We see how our periodic implementation (only valid at the end of each period) obtains faster convergence. The error of other filters increases significantly at the beginning for $K = 20$, due to the filter coefficients, which are very large.

IV. TIME VARIATIONS

We now focus on ARMA $_K$ graph filters and study their behavior when the signal is changing in time, thereby showing how our design extends naturally to the analysis of time-varying signals. We start by ARMA $_1$ filters: indicate with \mathbf{x}_t the graph signal at time t . We can re-write the ARMA $_1$ recursion as

$$\mathbf{y}_{t+1} = \psi \mathbf{M} \mathbf{y}_t + \varphi \mathbf{x}_t. \quad (6)$$

The graph signal \mathbf{x}_t can still be decomposed into its graph Fourier coefficients, only now they will be time-varying, i.e., we will have $\hat{x}_{n,t}$. Under the stability condition $\|\psi \mathbf{M}\| < 1$, for each of these coefficients we can write its respective graph frequency *and* standard frequency transfer function as

$$H(z, \mu) = \frac{\varphi}{z - \psi \mu}. \quad (7)$$

The transfer functions $H(z, \mu)$ characterize completely the behavior of ARMA $_1$ graph filters for an arbitrary yet time-invariant graph: when $z \rightarrow 1$, we obtain back the constant \mathbf{x} result of Proposition 1, while for all the other z we obtain the standard frequency response as well as the graph frequency one. As one can see, 1st order filters are universal ARMA $_1$ in the graph domain (they do not depend on the particular choice of \mathbf{L}) as well as 1st order AR filters in the time domain. This result generalizes to parallel and periodic ARMA $_K$ filters.

Parallel ARMA $_K$. Similarly to Corollary 1, we have:

Proposition 3. Under the same stability conditions of Corollary 1, the transfer function $H(z, \mu)$ from the input \mathbf{x}_t to the output \mathbf{y}_t of a parallel ARMA $_K$ implementation is

$$H(z, \mu) = \sum_{k=1}^K \frac{\varphi^{(k)}}{z - \psi^{(k)} \mu}.$$

Proof. The recursion (3) for the parallel implementation reads

$$\mathbf{y}_{t+1}^{(k)} = \psi^{(k)} \mathbf{M} \mathbf{y}_t^{(k)} + \varphi^{(k)} \mathbf{x}_t, \quad k = 1, \dots, K \quad (8)$$

while the output is $\mathbf{y}_t = \sum_{k=1}^K \mathbf{y}_t^{(k)}$. This can be written in a compact form as

$$\mathbf{w}_{t+1} = \mathbf{A} \mathbf{w}_t + \mathbf{B} \mathbf{x}_t, \quad \mathbf{y}_t = \mathbf{C} \mathbf{w}_t, \quad (9)$$

where \mathbf{w}_t is the stacked version of all the $\mathbf{y}_t^{(k)}$, while

$$\mathbf{A} = \text{blkdiag}[\psi^{(1)} \mathbf{M}, \dots, \psi^{(K)} \mathbf{M}], \quad \mathbf{B} = [\varphi^{(1)} \mathbf{I}, \dots, \varphi^{(K)} \mathbf{I}]^T,$$

and $\mathbf{C} = \mathbf{1}^T \otimes \mathbf{I}$. Under the same stability conditions of Corollary 1, the transfer matrix between \mathbf{x}_t and \mathbf{y}_t is

$$\mathbf{H}(z) = \mathbf{C}(z\mathbf{I} - \mathbf{A})^{-1} \mathbf{B} = \sum_{k=1}^K \varphi^{(k)} (z\mathbf{I} - \psi^{(k)} \mathbf{M})^{-1},$$

⁶We do not consider the cascade from of [13] since every module in the cascade requires many iterations, leading to a slower implementation.

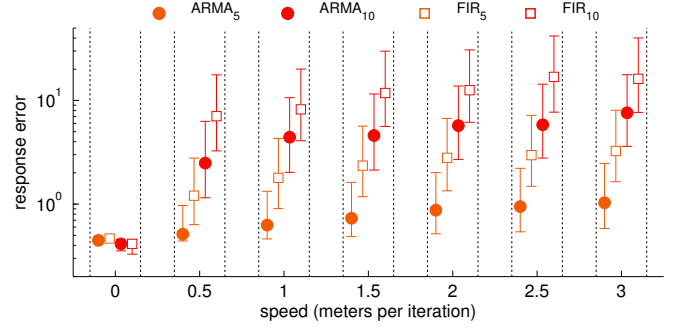


Fig. 3. The effect of node mobility inducing a time-varying signal and graph. Each error bar depicts the standard deviation of the filtering error over ten runs. The response error is $\|g(\mu) - g^*(\mu)\|_2 / \|g^*(\mu)\|_2$. A small horizontal offset was included to improve visibility.

where we have used the block diagonal structure of \mathbf{A} . By applying the Graph Fourier transform, the claim follows. \square

Proposition 3 characterizes the parallel implementation completely: our filters are universal ARMA $_K$ in the graph domain as well as in the time domain.

Periodic ARMA $_K$. Time-varying signals in the periodic implementation will be analyzed assuming that we keep the input \mathbf{x}_t fixed during the whole period K .

Proposition 4. Let \mathbf{x}_{iK} be a sampled version of the input signal \mathbf{x}_t , sampled at the beginning of each period. Under the same stability conditions of Proposition 2, the transfer function for periodic ARMA $_K$ filters from \mathbf{x}_{iK} to \mathbf{y}_{iK} is

$$H_K(z, \mu) = \frac{\sum_{\tau=0}^{K-1} \prod_{\sigma=K-\tau}^{K-1} (\theta_{\sigma} + \psi_{\sigma} \mu) \varphi_{K-\tau-1}}{z - \left(\prod_{\tau=0}^{K-1} \theta_{\tau} + \psi_{\tau} \mu \right)}. \quad (10)$$

Proof. (Sketch) One writes the recursion (5) substituting \mathbf{x} with \mathbf{x}_{Kt} , and proceeds as in the proof of Proposition 2. \square

As in the parallel case, this proposition describes completely the behavior of the periodic implementation. In particular, our filters are ARMA $_K$ filters in the graph domain whereas 1st order AR filters in the time domain.

The design of $H(z, \mu)$ and $H_K(z, \mu)$ to accommodate both ARMA $_K$ requirements and bandwidth for time-varying signals is left for future research.

Time-varying graphs. We conclude the letter with a preliminary result showcasing the robustness of our filter design to continuously time-varying signals *and* graphs. Under the same setting of Figure 1, we consider \mathbf{x}_t to be the node degree, while moving the nodes by a random waypoint model [16] for a duration of 600 seconds. In this way, by defining the graph as a disk graph, the graph and the signal are changing. In Figure 3, we depict the response error after 100 iterations (i.e., at convergence), in different *mobility* settings: the speed is defined in meters per iteration and the nodes live in a box of 1000×1000 meters with a communication range of 180 meters. As we observe, our designs can tolerate better time-variations. Future research will focus on characterizing and exploiting this property from the design perspective.

REFERENCES

- [1] A. Sandryhaila and J. M. Moura, "Discrete signal processing on graphs: Frequency analysis," *Transactions on Signal Processing*, vol. 62, no. 12, pp. 3042–3054, 2014.
- [2] —, "Discrete signal processing on graphs," *Transactions on Signal Processing*, vol. 61, no. 7, pp. 1644–1656, 2013.
- [3] A. Sandryhaila, S. Kar, and J. M. Moura, "Finite-time distributed consensus through graph filters," in *Acoustics, Speech and Signal Processing (ICASSP), 2014 IEEE International Conference on*. IEEE, 2014, pp. 1080–1084.
- [4] D. I. Shuman, S. K. Narang, P. Frossard, A. Ortega, and P. Vandergheynst, "The Emerging Field of Signal Processing on Graphs: Extending High-Dimensional Data Analysis to Networks and Other Irregular Domains," *IEEE Signal Processing Magazine*, vol. 30, no. 3, pp. 83–98, 2013.
- [5] F. Zhang and E. R. Hancock, "Graph spectral image smoothing using the heat kernel," *Pattern Recognition*, vol. 41, no. 11, pp. 3328–3342, 2008.
- [6] S. Chen, A. Sandryhaila, J. M. Moura, and J. Kovacevic, "Signal denoising on graphs via graph filtering," in *Global Conference on Signal and Information Processing (GlobalSIP)*. IEEE, 2015.
- [7] L. Page, S. Brin, R. Motwani, and T. Winograd, "The pagerank citation ranking: Bringing order to the web." Stanford University, Tech. Rep., 1999.
- [8] F. Chung, "The heat kernel as the pagerank of a graph," *Proceedings of the National Academy of Sciences*, vol. 104, no. 50, pp. 19735–19740, 2007.
- [9] A. Loukas, M. A. Zúñiga, I. Protonotarios, and J. Gao, "How to identify global trends from local decisions? event region detection on mobile networks," in *International Conference on Computer Communications*, ser. INFOCOM, 2014.
- [10] A. Loukas, M. Woehrle, M. Cattani, M. A. Zúñiga, and J. Gao, "Graph scale-space theory for distributed peak and pit identification," in *International Conference on Information Processing in Sensor Networks*, ser. IPSN. ACM/IEEE, 2015.
- [11] D. I. Shuman, P. Vandergheynst, and P. Frossard, "Chebyshev polynomial approximation for distributed signal processing," in *International Conference on Distributed Computing in Sensor Systems and Workshops*, ser. DCOSS. IEEE, 2011, pp. 1–8.
- [12] S. Safavi and U. Khan, "Revisiting finite-time distributed algorithms via successive nulling of eigenvalues," *Signal Processing Letters, IEEE*, vol. 22, no. 1, pp. 54–57, Jan 2015.
- [13] X. Shi, H. Feng, M. Zhai, T. Yang, and B. Hu, "Infinite impulse response graph filters in wireless sensor networks," *Signal Processing Letters, IEEE*, Jan 2015.
- [14] A. Loukas, M. A. Zúñiga, M. Woehrle, M. Cattani, and K. Langendoen, "Think globally, act locally: On the reshaping of information landscapes," in *International Conference on Information Processing in Sensor Networks*, ser. IPSN. ACM/IEEE, 2013.
- [15] J. L. Shanks, "Recursion filters for digital processing," *Geophysics*, vol. 32, no. 1, pp. 33–51, 1967.
- [16] N. Aschenbruck, R. Ernst, E. Gerhards-Padilla, and M. Schwamborn, "Bonnmotion: A mobility scenario generation and analysis tool," in *Proceedings of the 3rd International ICST Conference on Simulation Tools and Techniques*, ser. SIMUTools '10. ICST (Institute for Computer Sciences, Social-Informatics and Telecommunications Engineering), 2010.