

# Stress and heat flux for arbitrary multi-body potentials: A unified framework

Nikhil Chandra Admal<sup>1, a)</sup> and E. B. Tadmor<sup>1, b)</sup>

*Department of Aerospace Engineering and Mechanics, The University of Minnesota,  
Minneapolis, Minnesota 55455*

(Dated: 23 January 2022)

A two-step *unified framework* for the evaluation of continuum field expressions from molecular simulations for arbitrary interatomic potentials is presented. First, pointwise continuum fields are obtained using a generalization of the Irving–Kirkwood procedure to arbitrary multi-body potentials. Two ambiguities associated with the original Irving–Kirkwood procedure (which was limited to pair potential interactions) are addressed in its generalization. The first ambiguity is due to the non-uniqueness of the decomposition of the force on an atom as a sum of central forces, which is a result of the non-uniqueness of the potential energy representation in terms of distances between the particles. This is in turn related to the *shape space* of the system. The second ambiguity is due to the non-uniqueness of the energy decomposition between particles. The latter can be completely avoided through an alternate derivation for the energy balance. It is found that the expressions for the specific internal energy and the heat flux obtained through the alternate derivation are quite different from the original Irving–Kirkwood procedure and appear to be more physically reasonable. Next, in the second step of the unified framework, spatial averaging is applied to the pointwise field to obtain the corresponding macroscopic quantities. These lead to expressions suitable for computation in molecular dynamics simulations. It is shown that the important commonly-used microscopic definitions for the stress tensor and heat flux vector are recovered in this process as special cases (generalized to arbitrary multi-body potentials). Several numerical experiments are conducted to compare the new expression for the specific internal energy with the original one.

PACS numbers: 02.70.Ns, 05.20.-y, 45.50.-j, 46.15.-x

---

<sup>a)</sup>admal002@umn.edu

<sup>b)</sup>tadmor@aem.umn.edu

## I. INTRODUCTION

The idea of defining continuum fields from particle mechanics (for the special case of pair potential interactions) was pioneered in the landmark paper of Irving and Kirkwood<sup>1</sup>. Irving and Kirkwood derived the equations of hydrodynamics from the principles of non-equilibrium classical statistical mechanics and in the process established pointwise definitions for various continuum fields. Under this procedure, basic continuum fields including the mass density, momentum density and the specific internal energy are defined *a priori* using a probability density function. Using these definitions, expressions for the stress tensor and the heat flux vector fields are obtained that identically satisfy the balance laws of continuum mechanics. The continuum fields obtained in Irving and Kirkwood's original paper<sup>1</sup> involved a series expansion of the Dirac delta distribution, which is not mathematically rigorous.<sup>2</sup> In a follow-up study, Noll<sup>3,4</sup> proved two lemmas, which allowed him to avoid the use of the delta distribution and to obtain closed-form analytical expressions for the continuum fields.

Since the Irving–Kirkwood procedure is stochastic in nature, many problems arise when one tries to use the resulting expressions for a practical calculation — a key one being our lack of knowledge of the probability density function. To avoid these difficulties, Hardy<sup>5</sup> and independently Murdoch<sup>6–9</sup> developed a simpler spatial averaging procedure that avoids the mathematical complexity of the Irving–Kirkwood procedure. We refer to the procedure due to Hardy as the *Hardy procedure* and that due to Murdoch as the *Murdoch procedure*.<sup>10</sup> In these procedures, continuum fields are defined as direct spatial averages of the discrete equations of motion using a normalized weighting function. This approach also leads to a set of definitions that identically satisfy the balance equations. Therefore, we have three different approaches for defining the continuum fields from particle mechanics — although originally developed for pair potentials only.

Of the continuum fields, the stress tensor has been studied most extensively. In addition to the definitions for the stress tensor obtained from the systematic approaches described above, a number of other definitions have been proposed in the past dating back to the work of Cauchy<sup>11,12</sup> on the stress vector and Clausius<sup>13</sup> on the virial stress.<sup>14</sup> Efforts at obtaining microscopic definitions for the stress tensor (as well as other continuum variables) are ongoing; see for example Refs<sup>15–26</sup> for some important contributions. A recent article<sup>27</sup> by the authors extensively studies the definition for the stress tensor within a unified framework

based on a generalization of the Irving–Kirkwood procedure to arbitrary multi-body potentials followed by a process of spatial averaging. Through this unified framework it is shown that all existing definitions, including the virial stress tensor,<sup>13</sup> Hardy stress tensor,<sup>5</sup> and Cauchy/Tsai stress tensor,<sup>11,12,15</sup> which all seem to be derived from disparate approaches, follow as special cases from a single stress expression. Furthermore, the derivation in Ref<sup>27</sup> reveals the subtle (and hitherto unrecognized issue) that interatomic potentials constitute *continuously differentiable extensions* to functions defined over a more limited domain. This is a vital part of the derivation with important implications for the uniqueness of the microscopic stress tensor — an issue which is widely discussed in the literature cited above. Although there have been a number of attempts to generalize the Irving–Kirkwood procedure and the Hardy procedure to multi-body potentials (see Refs<sup>19,22,28,29</sup>), these attempts are either restricted to specific potentials (see Refs<sup>22,29</sup>) or the source of non-uniqueness of the stress tensor is not explicitly identified. In contrast, the unified framework developed in Ref<sup>27</sup> applies to *arbitrary* multi-body potentials and rigorously characterizes the non-uniqueness of the stress tensor.

The aim of this paper is to continue to use this unified framework to study the energy balance equation of continuum mechanics in the context of multi-body potentials. As noted earlier, in the original Irving–Kirkwood and the Hardy procedure, the definition for the potential part of the specific internal energy (for the special case of pair potentials in a mono-atomic system) is assumed *a priori* and the expression for the heat flux vector is then derived to ensure that the energy balance equation is identically satisfied. Unfortunately, this approach does not generalize to arbitrary multi-body potentials (or even pair potentials with multiple species types) since it involves an ambiguous definition for the “energy of an atom”. To the best of the authors’ knowledge, all the existing works (see Refs<sup>22,28–31</sup>) which attempt to derive a microscopic definition for the heat flux in the case of multi-body potentials by generalizing the Irving–Kirkwood procedure or the Hardy procedure suffer from this ambiguity. For example, in Ref<sup>22</sup> it was assumed that the energy corresponding to a cluster of three particles interacting through a three-body potential is evenly distributed among the particles. However, there is no symmetry argument to justify this assumption.<sup>32</sup> Furthermore, even for the case of pair potential interactions, the original Irving–Kirkwood approach leads to an expression for the heat flux vector which is not invariant with respect to the addition of a constant to the potential energy of the system, which is not physically

reasonable. In contrast, in the Murdoch procedure, the specific internal energy and heat flux vector are obtained together as part of the derivation and the resulting expressions are consistent with physical expectations. Motivated by this, in this paper, we reformulate the Irving–Kirkwood procedure using the method followed by Murdoch<sup>7</sup>. This approach leads to physically-acceptable expressions for the internal energy density and heat flux vector which are grounded in rigorous statistical mechanics principles and which does not require any energy decomposition between the particles. Furthermore, as noted above, our derivation extends those of Irving–Kirkwood and Murdoch to arbitrary multi-body potentials. Finally, the application of the spatial averaging step in the unified procedure leads to expressions suitable for use in molecular dynamics simulations. These expressions are compared with those from the original Irving–Kirkwood formulation through a number of simple numerical experiments.

The following notation is used in this paper. Vectors are denoted by lower case letters in bold font, while tensors of higher order are denoted by capital letters in bold font. The inner product of two vectors is given by a dot “ $\cdot$ ”, and their tensor product is given by the symbol “ $\otimes$ ”. The inner product of two second-order tensors is denoted by “ $\cdot$ ”. The gradient of a vector field,  $\mathbf{v}(\mathbf{x})$ , is denoted by  $\nabla_{\mathbf{x}}\mathbf{v}(\mathbf{x})$ . A second-order tensor,  $\mathbf{T}$ , operating on a vector,  $\mathbf{v}$ , is denoted by  $\mathbf{T}\mathbf{v}$ . The divergence of a tensor field,  $\mathbf{T}(\mathbf{x})$ , is denoted by  $\text{div}_{\mathbf{x}}\mathbf{T}(\mathbf{x})$ , which corresponds to  $\partial T_{ij}/\partial x_j$  in indicial notation (with Einstein’s summation convention).

## II. CONTINUUM FIELDS AS PHASE AVERAGES

Consider a system modeled as a collection of  $N$  point particles, each particle identified by an index  $\alpha$  ( $\alpha = 1, 2, \dots, N$ ). The position, mass, and velocity of particle  $\alpha$  are denoted by  $\mathbf{x}_{\alpha}$ ,  $m_{\alpha}$  and  $\mathbf{v}_{\alpha}$ , respectively. We assume that the particles interact through a continuously differentiable function  $\mathcal{V}(\mathbf{x}_1, \dots, \mathbf{x}_N)$ , which is called the *potential energy* of the system. The complete microscopic state of the system at any instant of time is known from the knowledge of position and velocity of each particle in  $\mathbb{R}^3$ . Hence, the state of the system at time  $t$  may be represented by a point in a  $6N$ -dimensional phase space.<sup>33</sup> Let  $\Gamma$  denote the phase space. Therefore any point in  $\Gamma$ , can be represented as,

$$(\mathbf{x}(t); \mathbf{v}(t)) := (\mathbf{x}_1(t), \dots, \mathbf{x}_N(t); \mathbf{v}_1(t), \dots, \mathbf{v}_N(t)). \quad (1)$$

In reality, the microscopic state of the system is never known to us and the only observables identified are the macroscopic fields as defined in continuum mechanics. We identify the continuum fields with macroscopic observables obtained in a two-step process: (1) a pointwise field is obtained as a statistical mechanics phase average; (2) a macroscopic field is obtained as a spatial average over the pointwise field. The phase averaging in step (1) is done with respect to a continuously differentiable<sup>34</sup> probability density function  $W : \Gamma \times \mathbb{R}^+ \rightarrow \mathbb{R}^+$  defined on all phase space for all  $t$ . The explicit dependence of  $W$  on time  $t$ , indicates that our system need not be in thermodynamic equilibrium.

The basic idea behind the original Irving and Kirkwood procedure is to prescribe the mass density, velocity and the specific internal energy fields, which we call the input fields, and derive the body force vector, stress tensor and the heat flux vector fields, which we call the output fields, such that all the definitions are consistent with the balance laws of mass, momentum and energy:

$$\begin{array}{ccc} \text{Input fields} & & \text{Output fields} \\ \left\{ \begin{array}{l} \text{mass density} \\ \text{velocity} \\ \text{specific internal energy} \end{array} \right\} & \rightarrow & \left\{ \begin{array}{l} \text{body force} \\ \text{stress} \\ \text{heat flux} \end{array} \right\}. \end{array} \quad (2)$$

To arrive at these definitions, we repeatedly use the following result of Liouville's theorem, which describes the evolution of the probability density function:

$$\frac{\partial W}{\partial t} + \sum_{\alpha=1}^N [\mathbf{v}_{\alpha} \cdot \nabla_{\mathbf{x}_{\alpha}} W + \dot{\mathbf{v}}_{\alpha} \cdot \nabla_{\mathbf{v}_{\alpha}} W] = 0. \quad (3)$$

Since the force on a particle  $\alpha$  is given by

$$\mathbf{f}_{\alpha} := -\nabla_{\mathbf{x}_{\alpha}} \mathcal{V}, \quad (4)$$

equation (3) can be rewritten as

$$\frac{\partial W}{\partial t} + \sum_{\alpha=1}^N \left[ \mathbf{v}_{\alpha} \cdot \nabla_{\mathbf{x}_{\alpha}} W - \frac{\nabla_{\mathbf{x}_{\alpha}} \mathcal{V}}{m_{\alpha}} \cdot \nabla_{\mathbf{v}_{\alpha}} W \right] = 0, \quad (5)$$

where, as stated before,  $\mathcal{V}(\mathbf{x}_1, \mathbf{x}_2, \dots, \mathbf{x}_N)$  denotes the potential energy of the system. Equation (5) is called *Liouville's equation*.

To proceed, we divide the potential energy into two parts:

1. An *external* part,  $\mathcal{V}_{\text{ext}}$ , associated with long-range interactions such as gravity or electromagnetic fields,
2. An *internal* part,  $\mathcal{V}_{\text{int}}$ , associated with short-range particle interactions. In general, the internal part of the potential energy is also called the *interatomic potential energy*.

We next define the input fields used in the Irving–Kirkwood procedure.

### A. Phase averaging

Under the Irving–Kirkwood procedure, pointwise fields are defined as phase averages. For example, the pointwise mass density field is defined as

$$\rho(\mathbf{x}, t) := \sum_{\alpha} m_{\alpha} \int_{\mathbb{R}^{3N} \times \mathbb{R}^{3N}} W \delta(\mathbf{x}_{\alpha} - \mathbf{x}) d\mathbf{x} d\mathbf{v}, \quad (6)$$

$\delta$  denotes the Dirac delta distribution, and  $\sum_{\alpha}$  denotes summation from  $\alpha = 1$  to  $N$ . To avoid the Dirac delta distribution and for greater clarity we adopt the notation introduced by Noll. Hence (6) can be rewritten as

$$\begin{aligned} \rho(\mathbf{x}, t) &= \sum_{\alpha} m_{\alpha} \int W d\mathbf{x}_1 \dots d\mathbf{x}_{\alpha-1} d\mathbf{x}_{\alpha+1} \dots d\mathbf{x}_N d\mathbf{v} \\ &=: \sum_{\alpha} m_{\alpha} \langle W \mid \mathbf{x}_{\alpha} = \mathbf{x} \rangle, \end{aligned} \quad (7)$$

where  $\langle W \mid \mathbf{x}_{\alpha} = \mathbf{x} \rangle$  denotes an integral of  $W$  over all its arguments except  $\mathbf{x}_{\alpha}$ , and  $\mathbf{x}_{\alpha}$  is substituted with  $\mathbf{x}$ .

The second input field, which is the pointwise velocity field, is defined via the momentum density field,  $\mathbf{p}(\mathbf{x}, t)$ , as follows:

$$\mathbf{p}(\mathbf{x}, t) := \sum_{\alpha} m_{\alpha} \langle W \mathbf{v}_{\alpha} \mid \mathbf{x}_{\alpha} = \mathbf{x} \rangle, \quad (8)$$

$$\mathbf{v}(\mathbf{x}, t) := \frac{\mathbf{p}(\mathbf{x}, t)}{\rho(\mathbf{x}, t)}. \quad (9)$$

The third input field, which is the specific internal energy, depends on the interatomic potential. At this point, it must be noted that the original Irving–Kirkwood procedure was limited to systems interacting through a pair potential function:

$$\begin{aligned} \mathcal{V}_{\text{int}} &= \mathcal{V}_{\text{int}}(r_{12}, \dots, r_{1N}, r_{23}, \dots, r_{(N-1)N}) \\ &= \sum_{\alpha} \mathcal{V}_{\alpha}, \end{aligned} \quad (10)$$

where  $\mathcal{V}_\alpha$  is the energy of particle  $\alpha$ , defined as

$$\mathcal{V}_\alpha := \frac{1}{2} \left[ \sum_{\substack{\beta \\ \beta < \alpha}} \phi_{\beta\alpha}(r_{\beta\alpha}) + \sum_{\substack{\beta \\ \beta > \alpha}} \phi_{\alpha\beta}(r_{\alpha\beta}) \right]. \quad (11)$$

and  $\phi_{\alpha\beta}$  ( $\alpha < \beta$ ) is the energy corresponding to the interaction of the pair  $(\alpha, \beta)$ . In this case, the specific internal energy is defined as

$$\epsilon(\mathbf{x}, t) := \epsilon_k(\mathbf{x}, t) + \epsilon_v(\mathbf{x}, t), \quad (12)$$

where

$$\rho\epsilon_k(\mathbf{x}, t) := \frac{1}{2} \sum_{\alpha} m_{\alpha} \langle \|\mathbf{v}_{\alpha}\|^2 W \mid \mathbf{x}_{\alpha} = \mathbf{x} \rangle, \quad (13)$$

is the kinetic contribution to the specific internal energy, and

$$\rho\epsilon_v(\mathbf{x}, t) := \sum_{\alpha} \langle \mathcal{V}_{\alpha} W \mid \mathbf{x}_{\alpha} = \mathbf{x} \rangle, \quad (14)$$

is the potential contribution to the specific internal energy. According to the definition given in (12), the specific internal energy at  $(\mathbf{x}, t)$  is the weighted sum of the energy of each particle with the probability that it is at  $\mathbf{x}$  at time  $t$ . It is clear from the definition in (11) that the interaction energy  $\phi_{\alpha\beta}$ , between any two particles  $\alpha$  and  $\beta$ , is shared equally between the particles  $\alpha$  and  $\beta$ . This is plausible for systems with identical particles interacting with pair potential, but there is no *a priori* physically motivated way of deciding how to distribute the energy for systems interacting through a multi-body potential. This is one of the primary reasons why the definition for the specific internal energy and the energy balance equation has to be re-examined as we do later in Section II D.

It is clear from the definitions in (7), (8), (13) and (14) that the integrals in these equations converge only under appropriate decay conditions<sup>27</sup> on  $W$ . Under these condition, any continuously differentiable vector or tensor-valued function defined on the phase space for all  $t$  (and satisfying certain additional decay conditions described in Ref<sup>27</sup>), we have<sup>35</sup>

$$\int_{\mathbb{R}^3} \mathbf{G} \cdot \nabla_{\mathbf{x}_{\alpha}} W d\mathbf{x}_{\alpha} = - \int_{\mathbb{R}^3} W \operatorname{div}_{\mathbf{x}_{\alpha}} \mathbf{G} d\mathbf{x}_{\alpha}, \quad (15a)$$

$$\int_{\mathbb{R}^3} \mathbf{G} \cdot \nabla_{\mathbf{v}_{\alpha}} W d\mathbf{v}_{\alpha} = - \int_{\mathbb{R}^3} W \operatorname{div}_{\mathbf{v}_{\alpha}} \mathbf{G} d\mathbf{v}_{\alpha}. \quad (15b)$$

The above identities are repeatedly used in deriving the equation of continuity, the equation of motion, and the energy balance equation in the Irving–Kirkwood procedure.

## B. General interatomic potentials

In this section, we describe some properties of interatomic potentials, which play a crucial role in extending the original Irving–Kirkwood procedure to multi-body potentials. In addition, it gives new new insights into the original procedure which was limited to pair potentials. This section is largely based on Ref<sup>27</sup>, and is briefly summarized here for completeness and to define the necessary notation and terminology.

In general, the internal part of the potential energy, also called the *interatomic potential energy*, depends on the positions of all particles in the system:

$$\mathcal{V}_{\text{int}} = \widehat{\mathcal{V}}_{\text{int}}(\mathbf{x}_1, \mathbf{x}_2, \dots, \mathbf{x}_N), \quad (16)$$

where the “hat” indicates that the functional dependence is on absolute particle positions (as opposed to distances later on). We assume that  $\widehat{\mathcal{V}}_{\text{int}} : \mathbb{R}^{3N} \rightarrow \mathbb{R}$  is a continuously differentiable function.<sup>36</sup> Due to the invariance of the potential energy with respect to rigid-body motions and reflections, it can be shown that  $\mathcal{V}_{\text{int}}$  in (16) can be expressed as a new function<sup>37</sup>

$$\mathcal{V}_{\text{int}} = \check{\mathcal{V}}_{\text{int}}(\cdot), \quad (17)$$

where the argument of  $\check{\mathcal{V}}_{\text{int}}$  is an  $N(N-1)/2$  tuple of “physically-realizable distances”. Before we describe what this means, we note that the  $N(N-1)/2$  distances between the  $N$  particles embedded in  $\mathbb{R}^3$  are not independent. This can be easily seen for any collection of 5 particles or more. Therefore, the set of all  $N(N-1)/2$  tuples of physically realizable distances is a proper subset of  $\mathbb{R}^{N(N-1)/2}$ . In fact, it is a  $(3N-6)$ -dimensional manifold called the *shape space* of the system which is defined as

$$\begin{aligned} \mathcal{S} := \{ & (r_{12}, r_{13}, \dots, r_{1N}, r_{23}, \dots, r_{(N-1)N}) \mid \\ & r_{\alpha\beta} = \|\mathbf{x}_\alpha - \mathbf{x}_\beta\|, (\mathbf{x}_1, \dots, \mathbf{x}_N) \in \mathbb{R}^{3N} \}. \end{aligned} \quad (18)$$

For example, for a chain of 3 particles in one dimension, with positions  $x_1 < x_2 < x_3$ , the three distances  $(r_{12}, r_{13}, r_{23})$  must satisfy  $r_{12} + r_{23} = r_{13}$ . Values of  $(r_{12}, r_{13}, r_{23})$  that do not satisfy this constraint are not “physically realizable” and are therefore outside the shape space manifold.

From the above discussion it is clear that the potential energy is only defined on the shape space of the system. We will soon see that in order to derive the stress tensor, we



need to evaluate partial derivatives like the following:

$$\frac{\partial \mathcal{V}_{\text{int}}}{\partial r_{12}} = \lim_{\epsilon \rightarrow 0} \frac{\mathcal{V}_{\text{int}}(r_{12} + \epsilon, \dots, r_{N(N-1)}) - \mathcal{V}_{\text{int}}(r_{12}, \dots, r_{N(N-1)})}{\epsilon}. \quad (19)$$

It is clear that this relation requires us to evaluate the potential energy outside the shape space since if  $(r_{12}, \dots, r_{N(N-1)})$  is on  $\mathcal{S}$  then by adding  $\epsilon$  to one of the distances, we move off it. Thus, the expression in (19) makes sense only when we extend the function to the neighborhood of the shape space manifold (see Section 3.4 in Ref<sup>27</sup> for a more detailed discussion).

This is the reason we now restrict our discussion to those systems for which there exists a continuously differentiable extension of  $\check{\mathcal{V}}_{\text{int}}$ , defined on the shape space, to  $\mathbb{R}^{N(N-1)/2}$ . This is a reasonable assumption because all interatomic potentials used in practice, for a system of  $N$  particles, are either continuously differentiable functions on  $\mathbb{R}^{N(N-1)/2}$ , or can easily be extended to one. For example, the pair potential and the embedded-atom method (EAM) potential<sup>38</sup> are continuously differentiable functions on  $\mathbb{R}^{N(N-1)/2}$ , while the Stillinger-Weber<sup>39</sup> and the Tersoff<sup>40</sup> potentials which depend on the angles between relative position vectors, can be easily extended to  $\mathbb{R}^{N(N-1)/2}$  by expressing these angles as a function of distances between particles. Therefore, we assume that there exists a continuously differentiable function  $\mathcal{V}_{\text{int}} : \mathbb{R}^{N(N-1)/2} \rightarrow \mathbb{R}$ , such that the restriction of  $\mathcal{V}_{\text{int}}$  to  $\mathcal{S}$  is equal to  $\check{\mathcal{V}}_{\text{int}}$ :

$$\mathcal{V}_{\text{int}}(\mathbf{s}) = \check{\mathcal{V}}_{\text{int}}(\mathbf{s}) \quad \forall \mathbf{s} = (r_{12}, \dots, r_{N(N-1)}) \in \mathcal{S}. \quad (20)$$

An immediate question that arises is whether this extension is unique in a neighborhood of  $\mathbf{s} \in \mathcal{S}$ . Note that for  $2 \leq N \leq 4$ ,  $3N - 6 = N(N - 1)/2$ . Therefore, for  $2 \leq N \leq 4$ , for every point  $\mathbf{s} \in \mathcal{S}$ , there exists a neighborhood in  $\mathbb{R}^{N(N-1)/2}$  which lies in  $\mathcal{S}$ . However, for  $N > 4$ , there may be multiple extensions of  $\check{\mathcal{V}}_{\text{int}}$ .

We will soon see that the quantity evaluated in (19) may differ for different extensions. On the other hand, the *internal* force on any particle  $\alpha$ ,

$$\begin{aligned} \mathbf{f}_{\alpha}^{\text{int}} &:= -\nabla_{\mathbf{x}_{\alpha}} \mathcal{V}_{\text{int}} \\ &= -\nabla_{\mathbf{x}_{\alpha}} \hat{\mathcal{V}}_{\text{int}} \end{aligned} \quad (21)$$

is uniquely defined for any extension. We next address the possibility of having multiple extensions for the potential energy by studying the various constraints that the distances between particles must satisfy in order to be embeddable in  $\mathbb{R}^3$ . We demonstrate, through a simple example, how multiple extensions for the potential energy lead to a non-unique decomposition of the force on a particle, which in turn leads to a non-unique pointwise stress tensor.

### *Central-force decomposition and the possibility of alternate extensions*

We first show that the force on a particle can always be decomposed as a sum of central forces regardless of the nature of the interatomic potential. The force on a particle due to internal interactions is defined in (21). This can also be evaluated using the continuously differentiable extension  $\mathcal{V}_{\text{int}}$  and the chain rule as

$$\begin{aligned}\mathbf{f}_{\alpha}^{\text{int}}(r_{12}, \dots, r_{(N-1)N}) &= -\nabla_{\mathbf{x}_{\alpha}} \mathcal{V}_{\text{int}}(r_{12}, \dots, r_{(N-1)N}) \\ &= \sum_{\substack{\beta \\ \beta \neq \alpha}} \mathbf{f}_{\alpha\beta},\end{aligned}\tag{22}$$

where

$$\mathbf{f}_{\alpha\beta} := \begin{cases} \frac{\partial \mathcal{V}_{\text{int}}}{\partial r_{\alpha\beta}} \frac{\mathbf{x}_{\beta} - \mathbf{x}_{\alpha}}{r_{\alpha\beta}} & \text{if } \alpha < \beta, \\ \frac{\partial \mathcal{V}_{\text{int}}}{\partial r_{\beta\alpha}} \frac{\mathbf{x}_{\beta} - \mathbf{x}_{\alpha}}{r_{\alpha\beta}} & \text{if } \alpha > \beta, \end{cases}\tag{23}$$

is the contribution to the force on particle  $\alpha$  due to the presence of particle  $\beta$ .

Note that  $\mathbf{f}_{\alpha\beta}$  is parallel to the direction  $\mathbf{x}_{\beta} - \mathbf{x}_{\alpha}$  and satisfies  $\mathbf{f}_{\alpha\beta} = -\mathbf{f}_{\beta\alpha}$ . This leads us to the important result that the *internal force on a particle, for any interatomic potential that has a continuously differentiable extension, can always be decomposed as a sum of central forces, i.e., forces parallel to directions connecting the particle to its neighbors*. This may seem strange to some readers due to the common confusion in the literature of using the term “central-force model” to refer exclusively to simple pair potentials. In fact, we see that due to the invariance requirement stated above, *all* interatomic potentials (including those with explicit bond angle dependence) that can be expressed as a continuously differentiable function of distance coordinates, are central-force models. By this we mean that the force on any particle (say  $\alpha$ ) can be decomposed as a sum (over  $\beta$ ) of terms,  $\mathbf{f}_{\alpha\beta}$ , aligned with the vectors joining particle  $\alpha$  with its neighbors and satisfying action and reaction. The difference between a pair potential and a many-body potential is that in the former  $\mathbf{f}_{\alpha\beta}$

only depends on  $r_{\alpha\beta}$  whereas in the latter  $\mathbf{f}_{\alpha\beta}$  can depend on the distances between all particles.

The next question is how different potential energy extensions affect the force decomposition in (22). We have already seen through (21) that the force  $\mathbf{f}_{\alpha}^{\text{int}}$  is independent of the particular extension used. However, we show below that the individual terms in the decomposition,  $\mathbf{f}_{\alpha\beta}$ , are *not* unique. These terms depend on the manner in which the potential energy, defined on the shape space, is extended to its neighborhood in  $\mathbb{R}^{N(N-1)/2}$ .

In order to construct different extensions, we use the geometric constraints that the distances have to satisfy in order for them to be embeddable in  $\mathbb{R}^3$ .<sup>41</sup> The nature of these constraints is studied in the field of *distance geometry*, which describes the geometry of sets of points in terms of the distances between them. One of the main results of this theory, is that the constraints are given by *Cayley-Menger determinants*, which are related to the volume of a simplex formed by  $N$  points in an  $N - 1$  dimensional space. The Cayley-Menger determinant corresponding to  $N$  particles is given by

$$\begin{aligned} & \chi(\zeta_{12}, \dots, \zeta_{1N}, \zeta_{23}, \dots, \zeta_{(N-1)N}) \\ &= \det \begin{bmatrix} 0 & s_{12} & s_{13} & \cdots & s_{1N} & 1 \\ s_{12} & 0 & s_{23} & \cdots & s_{2N} & 1 \\ s_{13} & s_{23} & 0 & \cdots & s_{3N} & 1 \\ \vdots & \vdots & \vdots & & \vdots & \vdots \\ s_{1N} & s_{2N} & s_{3N} & \cdots & 0 & 1 \\ 1 & 1 & 1 & \cdots & 1 & 0 \end{bmatrix}, \end{aligned} \quad (24)$$

where  $s_{\alpha\beta} = \zeta_{\alpha\beta}^2$ .

In the following example we restrict ourselves to one dimension since the resulting expressions are short and easy to manipulate, although this example can be readily extended to any dimension. It is easy to see that in one dimension the number of independent coordinates are  $N - 1$  and for  $N > 2$  the number of interatomic distances exceeds the number of independent coordinates. Therefore, for simplicity, consider as before a system consisting of three particles interacting in one dimension. The standard pair potential representation for this system, which is defined for all  $\zeta_{12}$ ,  $\zeta_{13}$  and  $\zeta_{23}$  is given by

$$\mathcal{V}_{\text{int}}(\zeta_{12}, \zeta_{13}, \zeta_{23}) = \phi_{12}(\zeta_{12}) + \phi_{13}(\zeta_{13}) + \phi_{23}(\zeta_{23}). \quad (25)$$

We noted earlier that the distances between particles are geometrically constrained by the requirement that one of the distance is equal to the sum of the other two. In spite of this constraint,  $\mathcal{V}_{\text{int}}$  is defined for all values of  $(\zeta_{12}, \zeta_{13}, \zeta_{23})$ . This clearly shows that the pair potential is already an extension. Since the calculation gets unwieldy, let us again consider the special case where the particles are arranged to satisfy  $x_1 < x_2 < x_3$ , for which  $r_{13} = r_{12} + r_{23}$ . Using (22), the internal force,  $f_1^{\text{int}}$ , evaluated at this configuration, is decomposed as

$$\begin{aligned} f_1^{\text{int}}(r_{12}, r_{13}, r_{23}) &= -\frac{d\mathcal{V}_{\text{int}}}{dx_1} = -\frac{d\phi_{12}}{dx_1} - \frac{d\phi_{13}}{dx_1} \\ &= \phi'_{12}(r_{12}) + \phi'_{13}(r_{13}) \\ &=: f_{12} + f_{13}. \end{aligned} \tag{26}$$

We now construct an alternate extension to the standard pair potential representation given in (25). This is done through the Cayley-Menger determinant corresponding to a cluster of three points, which follows from (24) as

$$\begin{aligned} \chi(\zeta_{12}, \zeta_{13}, \zeta_{23}) &= (\zeta_{12} - \zeta_{13} - \zeta_{23})(\zeta_{23} - \zeta_{12} - \zeta_{13}) \\ &\quad \times (\zeta_{13} - \zeta_{23} - \zeta_{12})(\zeta_{12} + \zeta_{13} + \zeta_{23}). \end{aligned}$$

Since the Cayley-Menger determinant is related to the area formed by the three particles, and the three particles are restricted to be in one-dimension, it follows that

$$\chi(r_{12}, r_{13}, r_{23}) = 0. \tag{27}$$

Using the identity in (27), an alternate extension  $\mathcal{V}_{\text{int}}^{\mathcal{A}}$  is constructed:

$$\mathcal{V}_{\text{int}}^{\mathcal{A}}(\zeta_{12}, \zeta_{13}, \zeta_{23}) = \mathcal{V}_{\text{int}}(\zeta_{12}, \zeta_{13}, \zeta_{23}) + \chi(\zeta_{12}, \zeta_{13}, \zeta_{23}). \tag{28}$$

Note that  $\mathcal{V}_{\text{int}}^{\mathcal{A}}$  is indeed an extension because from (27) it is clear that  $\mathcal{V}_{\text{int}}^{\mathcal{A}}$  is equal to  $\mathcal{V}_{\text{int}}$  at every point on the shape space of the system and it is continuously differentiable because  $\chi(\zeta_{12}, \zeta_{13}, \zeta_{23})$ , being a polynomial, is infinitely differentiable. Let us now see how the internal force,  $f_1^{\text{int}}$ , for the special configuration considered in this example, is decomposed using the new extension:

$$\begin{aligned}
f_1^{\text{int}} &= -\frac{d\mathcal{V}_{\text{int}}^{\mathcal{A}}}{dx_1} = -\frac{d\mathcal{V}_{\text{int}}}{dx_1} - \frac{d\chi}{dx_1} \\
&= \left( \phi'_{12} - \frac{\partial\chi}{\partial\zeta_{12}}(\mathbf{s}) \frac{\partial\zeta_{12}}{\partial x_1}(\mathbf{s}) \right) + \left( \phi'_{13} - \frac{\partial\chi}{\partial\zeta_{13}}(\mathbf{s}) \frac{\partial\zeta_{13}}{\partial x_1}(\mathbf{s}) \right) \\
&= (f_{12} - 8r_{12}r_{23}(r_{12} + r_{23})) + (f_{13} + 8r_{12}r_{23}(r_{12} + r_{23})) \\
&=: \tilde{f}_{12} + \tilde{f}_{13},
\end{aligned} \tag{29}$$

where in the above equation  $\mathbf{s} = (r_{12}, r_{13}, r_{23})$  is a point in the shape space  $\mathcal{S}$ . It is clear from (26) and (29) that the central-force decomposition is not the same for the two representations, i.e.,  $f_{12} \neq \tilde{f}_{12}$  and  $f_{13} \neq \tilde{f}_{13}$ , however the force on particle 1,  $f_1^{\text{int}}$ , is the same in both cases as expected.

### C. Equation of Motion and the stress tensor

The equation of motion and the stress tensor for multi-body potentials has been extensively studied in the authors' previous work<sup>27</sup>. We now present those parts of the derivation which are necessary to derive the energy equation in Section IID. The equation of motion from continuum mechanics is given by<sup>42</sup>

$$\frac{\partial(\rho\mathbf{v})}{\partial t} + \text{div}_{\mathbf{x}}(\rho\mathbf{v} \otimes \mathbf{v}) = \text{div}_{\mathbf{x}} \boldsymbol{\sigma} + \mathbf{b}, \tag{30}$$

where  $\boldsymbol{\sigma}$  is the Cauchy stress tensor and  $\mathbf{b}$  is the body force field. Using Liouville's equation and substituting in the definitions for mass density and the velocity fields defined in (7) and (9), respectively, into (30), it can be shown that the stress tensor and the body force field must satisfy

$$\begin{aligned}
\text{div}_{\mathbf{x}} \boldsymbol{\sigma} + \mathbf{b} &= - \sum_{\alpha} m_{\alpha} \text{div}_{\mathbf{x}} \langle (\mathbf{v}_{\alpha}^{\text{rel}} \otimes \mathbf{v}_{\alpha}^{\text{rel}}) W \mid \mathbf{x}_{\alpha} = \mathbf{x} \rangle \\
&\quad - \sum_{\alpha} \langle W \nabla_{\mathbf{x}_{\alpha}} \mathcal{V}_{\text{int}} \mid \mathbf{x}_{\alpha} = \mathbf{x} \rangle \\
&\quad - \sum_{\alpha} \langle W \nabla_{\mathbf{x}_{\alpha}} \mathcal{V}_{\text{ext}} \mid \mathbf{x}_{\alpha} = \mathbf{x} \rangle,
\end{aligned} \tag{31}$$

where

$$\mathbf{v}_{\alpha}^{\text{rel}} := \mathbf{v}_{\alpha} - \mathbf{v} \tag{32}$$

is the velocity of particle  $\alpha$  relative to the pointwise velocity field. It is natural to associate  $\mathcal{V}_{\text{ext}}$  with the body force field  $\mathbf{b}$  in (31). We therefore define  $\mathbf{b}(\mathbf{x}, t)$  as

$$\mathbf{b}(\mathbf{x}, t) := - \sum_{\alpha} \langle W \nabla_{\mathbf{x}_{\alpha}} \mathcal{V}_{\text{ext}} \mid \mathbf{x}_{\alpha} = \mathbf{x} \rangle. \quad (33)$$

Substituting (33) into (31), we have

$$\begin{aligned} \text{div}_{\mathbf{x}} \boldsymbol{\sigma} = & - \sum_{\alpha} m_{\alpha} \text{div}_{\mathbf{x}} \langle (\mathbf{v}_{\alpha}^{\text{rel}} \otimes \mathbf{v}_{\alpha}^{\text{rel}}) W \mid \mathbf{x}_{\alpha} = \mathbf{x} \rangle \\ & - \sum_{\alpha} \langle W \nabla_{\mathbf{x}_{\alpha}} \mathcal{V}_{\text{int}} \mid \mathbf{x}_{\alpha} = \mathbf{x} \rangle. \end{aligned} \quad (34)$$

From (34), we see that the pointwise stress tensor has two contributions:

$$\boldsymbol{\sigma}(\mathbf{x}, t) = \boldsymbol{\sigma}_{\text{k}}(\mathbf{x}, t) + \boldsymbol{\sigma}_{\text{v}}(\mathbf{x}, t), \quad (35)$$

where  $\boldsymbol{\sigma}_{\text{k}}$  and  $\boldsymbol{\sigma}_{\text{v}}$  are, respectively, the *kinetic* and *potential* parts of the pointwise stress. The kinetic part is given by

$$\boldsymbol{\sigma}_{\text{k}}(\mathbf{x}, t) = - \sum_{\alpha} m_{\alpha} \langle (\mathbf{v}_{\alpha}^{\text{rel}} \otimes \mathbf{v}_{\alpha}^{\text{rel}}) W \mid \mathbf{x}_{\alpha} = \mathbf{x} \rangle. \quad (36)$$

It is evident that the kinetic part of the stress tensor is symmetric. The kinetic stress reflects the momentum flux associated with the vibrational kinetic energy portion of the internal energy.

Continuing with (34), the potential part of the stress must satisfy the following differential equation:

$$\text{div}_{\mathbf{x}} \boldsymbol{\sigma}_{\text{v}}(\mathbf{x}, t) = \sum_{\alpha} \langle W \mathbf{f}_{\alpha}^{\text{int}} \mid \mathbf{x}_{\alpha} = \mathbf{x} \rangle, \quad (37)$$

Equation (37) needs to be solved in order to obtain an explicit form for  $\boldsymbol{\sigma}_{\text{v}}$ . In the original paper of Irving and Kirkwood<sup>1</sup>, a solution to (37) was obtained for the special case of pair potential interactions by applying a Taylor expansion to the Dirac delta distribution. In contrast, Noll showed that a closed-form solution for  $\boldsymbol{\sigma}_{\text{v}}$  can be obtained by recasting the right-hand side in a different form and applying a lemma proved in Ref<sup>3</sup>. We proceed with Noll's approach, except we place no restriction on the nature of the interatomic potential energy  $\mathcal{V}_{\text{int}}$ .

### *Derivation of the pointwise stress tensor*

We substitute the force decomposition given in (22) corresponding to a continuously differentiable extension into the potential part of the pointwise stress tensor in (37) to obtain

$$\operatorname{div}_{\mathbf{x}} \boldsymbol{\sigma}_{\mathbf{v}}(\mathbf{x}, t) = \sum_{\substack{\alpha, \beta \\ \alpha \neq \beta}} \langle W \mathbf{f}_{\alpha\beta} \mid \mathbf{x}_{\alpha} = \mathbf{x} \rangle. \quad (38)$$

On using the identity

$$\langle \mathbf{f}_{\alpha\beta} W \mid \mathbf{x}_{\alpha} = \mathbf{x} \rangle = \int_{\mathbb{R}^3} \langle \mathbf{f}_{\alpha\beta} W \mid \mathbf{x}_{\alpha} = \mathbf{x}, \mathbf{x}_{\beta} = \mathbf{y} \rangle d\mathbf{y}, \quad (39)$$

equation (38) takes the form

$$\operatorname{div}_{\mathbf{x}} \boldsymbol{\sigma}_{\mathbf{v}}(\mathbf{x}, t) = \int_{\mathbb{R}^3} \sum_{\substack{\alpha, \beta \\ \alpha \neq \beta}} \langle W \mathbf{f}_{\alpha\beta} \mid \mathbf{x}_{\alpha} = \mathbf{x}, \mathbf{x}_{\beta} = \mathbf{y} \rangle d\mathbf{y}. \quad (40)$$

We now note the following lemma due to Noll, which will be used to obtain a closed-form solution to the output fields derived in the Irving–Kirkwood procedure.

**Lemma 1** *Let  $\mathbf{f}(\mathbf{v}, \mathbf{w})$  be a tensor-valued function of two vectors  $\mathbf{v}$  and  $\mathbf{w}$ , which satisfies the following three conditions:*

1.  $\mathbf{f}(\mathbf{v}, \mathbf{w})$  is defined for all  $\mathbf{v}$  and  $\mathbf{w}$  and is continuously differentiable .
2. There exists a  $\delta > 0$ , such that the auxiliary function  $\mathbf{g}(\mathbf{v}, \mathbf{w})$ , defined through

$$\mathbf{g}(\mathbf{v}, \mathbf{w}) := \mathbf{f}(\mathbf{v}, \mathbf{w}) \|\mathbf{v}\|^{3+\delta} \|\mathbf{w}\|^{3+\delta}, \quad (41)$$

and its gradients  $\nabla_{\mathbf{v}} \mathbf{g}$  and  $\nabla_{\mathbf{w}} \mathbf{g}$  are bounded.

3.  $\mathbf{f}(\mathbf{v}, \mathbf{w})$  is antisymmetric, i.e.,

$$\mathbf{f}(\mathbf{v}, \mathbf{w}) = -\mathbf{f}(\mathbf{w}, \mathbf{v}). \quad (42)$$

Under the above conditions, the following equation holds.<sup>43</sup>

$$\begin{aligned} \int_{\mathbf{y} \in \mathbb{R}^3} \mathbf{f}(\mathbf{x}, \mathbf{y}) d\mathbf{y} = \\ -\frac{1}{2} \operatorname{div}_{\mathbf{x}} \int_{\mathbf{z} \in \mathbb{R}^3} \left[ \int_{s=0}^1 \mathbf{f}(\mathbf{x} + s\mathbf{z}, \mathbf{x} - (1-s)\mathbf{z}) ds \right] \otimes \mathbf{z} d\mathbf{z}. \end{aligned} \quad (43)$$

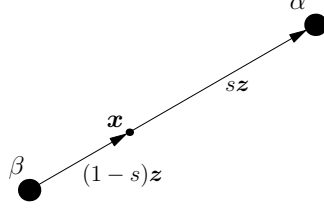


FIG. 1. A schematic diagram helping to explain the vectors appearing in the pointwise potential stress expression in (44). The bond  $\alpha$ - $\beta$  is defined by the vector  $\mathbf{z}$ . When  $s = 0$ , atom  $\alpha$  is located at point  $\mathbf{x}$ , and when  $s = 1$ , atom  $\beta$  is located at  $\mathbf{x}$ .

It is clear that being anti-symmetric, the integrand in the right-hand side of (40) satisfies all the necessary conditions for the application of Lemma 1. Conditions (1) and (2) are satisfied through the regularity conditions on  $W$ . Therefore, using Lemma 1, we have

$$\boldsymbol{\sigma}_v(\mathbf{x}, t) = \frac{1}{2} \sum_{\substack{\alpha, \beta \\ \alpha \neq \beta}} \int_{\mathbb{R}^3} \int_{s=0}^1 \langle -\mathbf{f}_{\alpha\beta} W \mid \mathbf{x}_\alpha = \mathbf{x} + s\mathbf{z}, \mathbf{x}_\beta = \mathbf{x} - (1-s)\mathbf{z} \rangle ds \otimes \mathbf{z} d\mathbf{z}. \quad (44)$$

The expression for the potential part of the pointwise stress tensor in (44) is a general result applicable to all interatomic potentials. We make some important observations regarding this expressions below:

1. The expression for  $\boldsymbol{\sigma}_v$  given in (44) has an easy interpretation.  $\boldsymbol{\sigma}_v$  at a point  $\mathbf{x}$  is the superposition of the expectation values of the forces in all possible bonds passing through  $\mathbf{x}$ . The variable  $\mathbf{z}$  selects a bond length and direction and the variable  $s$  slides the bond through  $\mathbf{x}$  from end to end (see Fig. 1).
2.  $\boldsymbol{\sigma}_v$  is symmetric. This is clear because  $\mathbf{f}_{\alpha\beta}$  is parallel to  $\mathbf{z}$  and  $\mathbf{z} \otimes \mathbf{z}$  is symmetric. Since the kinetic part of the stress in (36) is also symmetric, we can conclude that the *pointwise stress tensor is symmetric for all interatomic potentials*.
3. Since  $\boldsymbol{\sigma}_v$  depends on the nature of the force decomposition and different extensions of a given potential energy can result in different force decompositions, we conclude that the pointwise stress tensor is *non-unique* for all interatomic potentials (including the pair potential).



The non-uniqueness of the pointwise stress tensor also plays an important role in the energy equation, derived in the next section, since the stress appears in it.

#### D. Equation of energy balance

The energy balance equation from continuum mechanics is given by

$$\frac{\partial \rho \epsilon}{\partial t} + \operatorname{div}_{\mathbf{x}}(\mathbf{q} - \boldsymbol{\sigma} \mathbf{v} + \rho \epsilon \mathbf{v}) = \mathbf{0}, \quad (45)$$

where  $\epsilon$  is the specific internal energy and  $\mathbf{q}$  is the heat flux vector. We saw in the previous section that the Irving–Kirkwood procedure extended to general interatomic potentials yields various possible definitions for the stress tensor. In a similar vein, we hope to use this extended procedure to derive possible definitions for the heat flux vector for arbitrary multi-body potentials. Before that, let us look at the definition for the heat flux vector given by the original Irving–Kirkwood procedure for the case of a pair potential. The heat flux vector in this case is decomposed as

$$\mathbf{q} := \mathbf{q}_k + \mathbf{q}_T + \mathbf{q}_v, \quad (46)$$

where

$$\mathbf{q}_k := \frac{1}{2} \sum_{\alpha} m_{\alpha} \langle \|\mathbf{v}_{\alpha}^{\text{rel}}\|^2 \mathbf{v}_{\alpha}^{\text{rel}} W \mid \mathbf{x}_{\alpha} = \mathbf{x} \rangle, \quad (47)$$

$$\mathbf{q}_T := \frac{1}{2} \sum_{\alpha} \langle \mathbf{v}_{\alpha}^{\text{rel}} \mathcal{V}_{\alpha} W \mid \mathbf{x}_{\alpha} = \mathbf{x} \rangle, \quad (48)$$

and

$$\mathbf{q}_v := -\frac{1}{2} \sum_{\substack{\alpha, \beta \\ \alpha \neq \beta}} \int_{\mathbf{z} \in \mathbb{R}^3} \frac{\mathbf{z}}{\|\mathbf{z}\|} \mathbf{z} \cdot \phi'_{\alpha\beta} \int_{s=0}^1 \left\langle \left( \frac{\mathbf{v}_{\alpha} + \mathbf{v}_{\beta}}{2} - \mathbf{v} \right) W \mid \mathbf{x}_{\alpha} = \mathbf{x} + s\mathbf{z}, \mathbf{x}_{\beta} = \mathbf{x} - (1-s)\mathbf{z} \right\rangle ds d\mathbf{z}, \quad (49)$$

represent the kinetic part, transport part, and the potential part of the heat flux vector respectively. It was shown by Noll<sup>3</sup> that if the heat flux vector is defined according to (46), then along with the definition for the specific internal energy given in (12), and Lemma 1, the energy balance equation (45) is identically satisfied. We can now try to extend this procedure to arbitrary multi-body potentials by defining a potential energy extension and

repeat the steps given in Ref<sup>3</sup>. But before we can do so, we must grapple with the ambiguity that arises in the definition for the potential part of the specific energy,  $\epsilon_v$ , given in (14). As mentioned at the end of Section II A, in order to define  $\epsilon_v$  for multi-body potentials we must give a precise definition for the energy of each particle  $\mathcal{V}_\alpha$  as done in (11) for a pair potential. Even for the case of identical particles, it is not *a priori* clear how to distribute the energy between the particles for a multi-body potential. It is clear from (48) that this results in an ambiguous definition for  $\mathbf{q}_T$  which depends on the definition for  $\mathcal{V}_\alpha$ . Moreover, one would expect that the definitions for the pointwise fields should be invariant with respect to addition of any constant to the potential energy. It is clear that all the definitions discussed so far satisfy this invariance except for (48). Therefore a question that naturally arises is, whether the decomposition of energy is necessary to derive the energy balance equation. An alternate approach which we think is more reasonable comes from a paper by Murdoch<sup>7</sup> in his spatial averaging procedure. Here we adapt this approach to the Irving–Kirkwood procedure.

### *An alternate derivation of the energy balance equation*

The alternate derivation for the energy balance equation in this section leads to an expression for the heat flux vector which does not contain the transport part. Moreover, this derivation applies to any multi-body potential with a continuously differentiable extension. Under this alternate derivation we have the following input and output fields:

$$\begin{array}{cc}
 \textbf{Input} & \textbf{Output} \\
 \left\{ \begin{array}{c} \rho \\ \mathbf{v} \\ \epsilon_k \end{array} \right\} & \rightarrow \left\{ \begin{array}{c} \epsilon_v \\ \mathbf{b} \\ \boldsymbol{\sigma} \\ \mathbf{q} = \mathbf{q}_k + \mathbf{q}_v \end{array} \right\}
 \end{array} \tag{50}$$

We consider the terms in (45), beginning with  $\rho\epsilon_k$  defined in (13). For simplicity, we assume  $\mathcal{V}_{\text{ext}} = 0$ . We have

$$\frac{\partial E_k}{\partial t} = \frac{1}{2} \sum_{\alpha} m_{\alpha} \left\langle \|\mathbf{v}_{\alpha}\|^2 \frac{\partial W}{\partial t} \mid \mathbf{x}_{\alpha} = \mathbf{x} \right\rangle, \tag{51}$$

where  $E_k := \rho\epsilon_k$ . Using Liouville’s equation given in (3), we obtain

$$\begin{aligned}
\frac{\partial E_k}{\partial t} &= \frac{1}{2} \sum_{\alpha} m_{\alpha} \left\langle \|\mathbf{v}_{\alpha}\|^2 \sum_{\beta} \left( -\mathbf{v}_{\beta} \cdot \nabla_{\mathbf{x}_{\beta}} W + \frac{\nabla_{\mathbf{x}_{\beta}} \mathcal{V}}{m_{\beta}} \cdot \nabla_{\mathbf{v}_{\beta}} W \right) \mid \mathbf{x}_{\alpha} = \mathbf{x} \right\rangle \\
&= -\frac{1}{2} \sum_{\alpha} m_{\alpha} \langle \|\mathbf{v}_{\alpha}\|^2 \mathbf{v}_{\alpha} \cdot \nabla_{\mathbf{x}_{\alpha}} W \mid \mathbf{x}_{\alpha} = \mathbf{x} \rangle - \frac{1}{2} \sum_{\alpha} \langle \|\mathbf{v}_{\alpha}\|^2 \mathbf{f}_{\alpha}^{\text{int}} \cdot \nabla_{\mathbf{v}_{\alpha}} W \mid \mathbf{x}_{\alpha} = \mathbf{x} \rangle, \\
&=: \mathbf{q}_1 + \mathbf{q}_2,
\end{aligned} \tag{52}$$

where we have used the identities (15a) and (15b). Now note that the term  $\|\mathbf{v}_{\alpha}\|^2 \mathbf{v}_{\alpha}$  can be written as

$$\begin{aligned}
\|\mathbf{v}_{\alpha}\|^2 \mathbf{v}_{\alpha} &= \|\mathbf{v}_{\alpha}^{\text{rel}}\|^2 \mathbf{v}_{\alpha}^{\text{rel}} + 2(\mathbf{v}_{\alpha}^{\text{rel}} \otimes \mathbf{v}_{\alpha}^{\text{rel}}) \mathbf{v} + \\
&\quad \mathbf{v} \|\mathbf{v}_{\alpha}\|^2 + \|\mathbf{v}\|^2 \mathbf{v}_{\alpha}^{\text{rel}}.
\end{aligned} \tag{53}$$

Consider  $\mathbf{q}_1$ , the first term of (52). Using (53) and the definitions for  $\mathbf{q}_k$ ,  $\boldsymbol{\sigma}_k$  and  $E_k$  given in (47), (36) and (13) respectively,  $\mathbf{q}_1$  can be expressed as

$$\begin{aligned}
\mathbf{q}_1 &= -\text{div}_{\mathbf{x}}(\mathbf{q}_k - \boldsymbol{\sigma}_k \mathbf{v} + E_k \mathbf{v}) - \\
&\quad \frac{1}{2} \|\mathbf{v}\|^2 \text{div}_{\mathbf{x}} \sum_{\alpha} m_{\alpha} \langle \mathbf{v}_{\alpha}^{\text{rel}} W \mid \mathbf{x}_{\alpha} = \mathbf{x} \rangle \\
&= -\text{div}_{\mathbf{x}}(\mathbf{q}_k - \boldsymbol{\sigma}_k \mathbf{v} + E_k \mathbf{v}),
\end{aligned} \tag{54}$$

since  $\sum_{\alpha} m_{\alpha} \langle \mathbf{v}_{\alpha}^{\text{rel}} W \mid \mathbf{x}_{\alpha} = \mathbf{x} \rangle = \mathbf{0}$ . Now consider  $\mathbf{q}_2$ , the second term of (52). Integrating by parts, and using the regularity conditions on  $W$ ,  $\mathbf{q}_2$  takes the form

$$\mathbf{q}_2 = \sum_{\alpha} \langle \mathbf{v}_{\alpha} \cdot \mathbf{f}_{\alpha}^{\text{int}} W \mid \mathbf{x}_{\alpha} = \mathbf{x} \rangle. \tag{55}$$

Using (54) and (55), (52) becomes

$$\begin{aligned}
&\frac{\partial E_k}{\partial t} \\
&= -\text{div}_{\mathbf{x}}(\mathbf{q}_k - \boldsymbol{\sigma}_k \mathbf{v} + E_k \mathbf{v}) + \sum_{\alpha} \langle \mathbf{v}_{\alpha} \cdot \mathbf{f}_{\alpha}^{\text{int}} W \mid \mathbf{x}_{\alpha} = \mathbf{x} \rangle \\
&= -\text{div}_{\mathbf{x}}(\mathbf{q}_k - \boldsymbol{\sigma}_k \mathbf{v} + E_k \mathbf{v}) + \sum_{\alpha} \langle \mathbf{v}_{\alpha}^{\text{rel}} \cdot \mathbf{f}_{\alpha}^{\text{int}} W \mid \mathbf{x}_{\alpha} = \mathbf{x} \rangle \\
&\quad + \left[ \sum_{\alpha} \langle \mathbf{f}_{\alpha}^{\text{int}} W \mid \mathbf{x}_{\alpha} = \mathbf{x} \rangle \right] \cdot \mathbf{v}.
\end{aligned} \tag{56}$$

We know from the momentum balance equation (see (37)) that

$$\text{div}_{\mathbf{x}} \boldsymbol{\sigma}_v = \sum_{\alpha} \langle \mathbf{f}_{\alpha}^{\text{int}} W \mid \mathbf{x}_{\alpha} = \mathbf{x} \rangle. \tag{57}$$

Using (57), together with the identity

$$\operatorname{div}_{\mathbf{x}}(\mathbf{T}\mathbf{b}) = \operatorname{div}(\mathbf{T}) \cdot \mathbf{b} + \mathbf{T} : \nabla_{\mathbf{x}}\mathbf{b},$$

where  $T$  and  $\mathbf{b}$  are continuously differentiable tensor and vector-valued functions of  $\mathbf{x}$  respectively, and noting that  $\boldsymbol{\sigma} = \boldsymbol{\sigma}_k + \boldsymbol{\sigma}_v$ , (56) can be rewritten as

$$\begin{aligned} \frac{\partial E_k}{\partial t} &= -\operatorname{div}_{\mathbf{x}}(\mathbf{q}_k - \boldsymbol{\sigma}\mathbf{v} + E_k\mathbf{v}) \\ &\quad + \sum_{\alpha} \langle \mathbf{v}_{\alpha}^{\text{rel}} \cdot \mathbf{f}_{\alpha}^{\text{int}} W \mid \mathbf{x}_{\alpha} = \mathbf{x} \rangle - \boldsymbol{\sigma} : \nabla_{\mathbf{x}}\mathbf{v}. \end{aligned} \quad (58)$$

Now, consider the middle term on the right-hand side of (58) which is given by

$$\mathbf{q}_3 := \sum_{\alpha} \langle \mathbf{v}_{\alpha}^{\text{rel}} \cdot \mathbf{f}_{\alpha}^{\text{int}} W \mid \mathbf{x}_{\alpha} = \mathbf{x} \rangle. \quad (59)$$

Substituting the force decomposition given in (22) corresponding to a continuously differentiable extension, into (59), we obtain

$$\begin{aligned} \mathbf{q}_3 &= \sum_{\substack{\alpha, \beta \\ \alpha \neq \beta}} \langle \mathbf{v}_{\alpha}^{\text{rel}} \cdot \mathbf{f}_{\alpha\beta} W \mid \mathbf{x}_{\alpha} = \mathbf{x} \rangle \\ &= \sum_{\substack{\alpha, \beta \\ \alpha \neq \beta}} \int_{\mathbb{R}^3} \langle \mathbf{v}_{\alpha}^{\text{rel}} \cdot \mathbf{f}_{\alpha\beta} W \mid \mathbf{x}_{\alpha} = \mathbf{x}, \mathbf{x}_{\beta} = \mathbf{y} \rangle d\mathbf{y} \\ &= \int_{\mathbb{R}^3} [g_S(\mathbf{x}, \mathbf{y}) + g_{AS}(\mathbf{x}, \mathbf{y})] d\mathbf{y}, \end{aligned} \quad (60)$$

where

$$g_S(\mathbf{x}, \mathbf{y}) = \frac{1}{2} \sum_{\substack{\alpha, \beta \\ \alpha \neq \beta}} \langle (\mathbf{f}_{\alpha\beta} \cdot \mathbf{v}_{\alpha}^{\text{rel}} + \mathbf{f}_{\beta\alpha} \cdot \mathbf{v}_{\beta}^{\text{rel}}) W \mid \mathbf{x}_{\alpha} = \mathbf{x}, \mathbf{x}_{\beta} = \mathbf{y} \rangle, \quad (61)$$

$$g_{AS}(\mathbf{x}, \mathbf{y}) = \frac{1}{2} \sum_{\substack{\alpha, \beta \\ \alpha \neq \beta}} \langle (\mathbf{f}_{\alpha\beta} \cdot \mathbf{v}_{\alpha}^{\text{rel}} - \mathbf{f}_{\beta\alpha} \cdot \mathbf{v}_{\beta}^{\text{rel}}) W \mid \mathbf{x}_{\alpha} = \mathbf{x}, \mathbf{x}_{\beta} = \mathbf{y} \rangle. \quad (62)$$

It is easy to check that  $g_{AS}(\mathbf{x}, \mathbf{y}) = -g_{AS}(\mathbf{y}, \mathbf{x})$ , i.e., it is antisymmetric with respect to its arguments. Moreover, the second integrand on the right-hand side of (60) satisfies all the

necessary conditions for the applications of Lemma 1. Using Lemma 1, we can express the second integral in (60) as

$$\int_{\mathbb{R}^3} g_{\text{AS}}(\mathbf{x}, \mathbf{y}) d\mathbf{y} = -\operatorname{div}_{\mathbf{x}} \mathbf{q}_v. \quad (63)$$

where

$$\mathbf{q}_v := \frac{1}{2} \sum_{\substack{\alpha, \beta \\ \alpha \neq \beta}} \int_{\mathbf{z} \in \mathbb{R}^3} \mathbf{z} \int_{s=0}^1 \left\langle \mathbf{f}_{\alpha\beta} \cdot \left( \frac{\mathbf{v}_\alpha + \mathbf{v}_\beta}{2} - \mathbf{v} \right) W \mid \mathbf{x}_\alpha = \mathbf{x} + s\mathbf{z}, \mathbf{x}_\beta = \mathbf{x} - (1-s)\mathbf{z} \right\rangle ds d\mathbf{z}. \quad (64)$$

Substituting (63) into (60), and noting that

$$\begin{aligned} \int_{\mathbb{R}^3} g_{\text{S}}(\mathbf{x}, \mathbf{y}) d\mathbf{y} &= \frac{1}{2} \sum_{\substack{\alpha, \beta \\ \alpha \neq \beta}} \langle \mathbf{f}_{\alpha\beta} \cdot (\mathbf{v}_\alpha - \mathbf{v}_\beta) W \mid \mathbf{x}_\alpha = \mathbf{x} \rangle, \\ &=: \bar{g}_{\text{S}}(\mathbf{x}, t) \end{aligned} \quad (65)$$

we obtain

$$\frac{\partial E_{\text{k}}}{\partial t} = -\operatorname{div}_{\mathbf{x}} [\mathbf{q}_{\text{k}} + \mathbf{q}_v - \boldsymbol{\sigma} \mathbf{v} + E_{\text{k}} \mathbf{v}] - \boldsymbol{\sigma} : \nabla_{\mathbf{x}} \mathbf{v} + \bar{g}_{\text{S}}(\mathbf{x}, t). \quad (66)$$

Now, recall the energy equation of continuum thermodynamics in (45). Subtracting (66) from (45), we obtain

$$\frac{\partial(\rho \epsilon_v)}{\partial t} = -\operatorname{div}_{\mathbf{x}} (\mathbf{q} - \mathbf{q}_{\text{k}} - \mathbf{q}_v + \rho \epsilon_v \mathbf{v}) + \boldsymbol{\sigma} : \nabla_{\mathbf{x}} \mathbf{v} - \bar{g}_{\text{S}}(\mathbf{x}, t). \quad (67)$$

The following step is a crucial part of our derivation. Note that in contrast to the original Irving–Kirkwood derivation, the transport part of the heat flux,  $\mathbf{q}_{\text{T}}$ , does not appear here.

*We can therefore identify the heat flux vector  $\mathbf{q}$  with  $\mathbf{q}_{\text{k}} + \mathbf{q}_v$ , i.e.,*

$$\mathbf{q} := \mathbf{q}_{\text{k}} + \mathbf{q}_v. \quad (68)$$

Thus, (67) reduces to

$$\frac{\partial(\rho \epsilon_v)}{\partial t} = -\operatorname{div}_{\mathbf{x}} (\rho \epsilon_v \mathbf{v}) + \boldsymbol{\sigma} : \nabla_{\mathbf{x}} \mathbf{v} - \bar{g}_{\text{S}}(\mathbf{x}, t),$$

which implies that

$$\begin{aligned} \epsilon_v \frac{\partial \rho}{\partial t} + \rho \frac{\partial \epsilon_v}{\partial t} &= \epsilon_v \operatorname{div}_{\mathbf{x}} (\rho \mathbf{v}) - \rho \nabla \epsilon_v \cdot \mathbf{v} \\ &\quad + \boldsymbol{\sigma} : \nabla_{\mathbf{x}} \mathbf{v} - \bar{g}_{\text{S}}(\mathbf{x}). \end{aligned} \quad (69)$$

Using the equation of continuity, (69) simplifies to

$$\rho \left( \frac{\partial \epsilon_v}{\partial t} + \nabla \epsilon_v \cdot \mathbf{v} \right) = \boldsymbol{\sigma} : \nabla_{\mathbf{x}} \mathbf{v} - \bar{g}_S(\mathbf{x}, t), \quad (70)$$

which implies that

$$\rho \dot{\epsilon}_v = \boldsymbol{\sigma} : \nabla_{\mathbf{x}} \mathbf{v} - \bar{g}_S(\mathbf{x}, t). \quad (71)$$

It is clear from (71) that we now have a new definition for the specific internal energy (similar to the one obtained by Murdoch<sup>7</sup> in the Murdoch procedure) given by

$$\epsilon_v(\mathbf{x}, t) = \int_0^t \frac{1}{\rho} (\boldsymbol{\sigma} : \nabla_{\mathbf{x}} \mathbf{v} - \bar{g}_S(\mathbf{x}, t)) dt + c. \quad (72)$$

This definition does not require a decomposition of the total energy to individual atoms, i.e., it is independent of a particular choice for  $\mathcal{V}_\alpha$ , contrary to what is observed in the original Irving–Kirkwood procedure and its generalization to multi-body potentials found in the literature (see Ref<sup>22,28–31</sup>).

In summary, we obtained new definitions for  $\epsilon_v$  and  $\mathbf{q}$ , which are quite different from those obtained in the Irving–Kirkwood procedure. We believe that the new definitions for  $\epsilon_v$  and  $\mathbf{q}_v$  given in (72) and (68) respectively are more physically reasonable as compared to those given in (14) and (46) due to the following features which are not observed in the Irving–Kirkwood procedure or any of its previous generalizations to multi-body potentials:

1. The definitions for  $\mathbf{q}$  and  $\epsilon_v$  given in (68) and (72) depend on the derivative of the potential thus making them invariant with respect to changes in the potential energy by a constant. This is a rather natural thing to expect.
2. The heat flux vector obtained in the alternate derivation does not have transport part. This suggests that we look for numerical experiments which yield a non-trivial transport part using the original Irving–Kirkwood procedure. Most of the numerical experiments found in the literature, which study the energy balance equation obtained though the Irving–Kirkwood procedure, lump the transport part into either the kinetic or potential parts of the heat flux vector and do not observe it separately. Hence, there has been no extensive numerical study of the role of this term. If indeed the expression for the transport part of the heat flux vector found in the Irving–Kirkwood procedure always has a negligible contribution to the heat flux vector, then its existence

can be questioned. Preliminary numerical simulations we conducted to explore this (which are not reported here) always yielded a negligible transport part.

3. From Section II C and Section II D, it follows that the only ambiguity in the expressions obtained through this modified derivation is the non-uniqueness of the pointwise stress tensor, which is directly related to the force decomposition. It was shown in Ref<sup>27</sup> that this non-uniqueness vanishes in the thermodynamic limit.

### III. EXPRESSION FOR MD SIMULATION

In the previous sections we saw that various pointwise fields can be obtained through the Irving–Kirkwood procedure. As noted in Section II, the pointwise field are not continuum fields. We identify the continuum fields with macroscopic observables obtained in a two-step process:

1. A pointwise field is obtained as a statistical mechanics phase average.
2. A macroscopic field is obtained as a spatial average over the pointwise field.

We have seen that the pointwise fields obtained in the first step are defined as phase averages with respect to a probability density function. Typically a molecular dynamics (MD) simulation is purely deterministic in nature, meaning that at a given instant in time, we have a complete microscopic description of the system. Due to this knowledge, the probability density function introduced in the Irving–Kirkwood procedure reduces to a Dirac delta distribution supported on the point in the phase space corresponding to the state of the system. If  $(\mathbf{x}^{\text{MD}}(t), \mathbf{v}^{\text{MD}}(t))$  denotes the evolution of an MD simulation, then the probability density function  $W^{\text{MD}}$  corresponding to an MD simulation is given by

$$W^{\text{MD}}(\mathbf{x}, \mathbf{v}; t) = \prod_{\alpha} \delta(\mathbf{x}_{\alpha} - \mathbf{x}_{\alpha}^{\text{MD}}(t)) \delta(\mathbf{v}_{\alpha} - \mathbf{v}_{\alpha}^{\text{MD}}(t)). \quad (73)$$

Therefore, in an MD setting, the pointwise fields obtained in step 1 are localized to the particle positions. Next, we spatially average these fields with respect to a normalized weighting function that has compact support, thus obtaining expressions for the continuum fields that can be numerically evaluated using the data generated in a MD simulation.

## Spatial averaging

A macroscopic quantity is by necessity an average over some spatial region surrounding the continuum point where it is nominally defined. Thus, if  $f(\mathbf{x}, t; W)$  is an Irving–Kirkwood- pointwise field, such as density, stress or internal energy, the corresponding macroscopic field  $f_w(\mathbf{x}, t)$  is given by

$$f_w(\mathbf{x}, t) = \int_{\mathbb{R}^3} w(\mathbf{y} - \mathbf{x}) f(\mathbf{y}, t; W) d\mathbf{y}, \quad (74)$$

where  $w(\mathbf{r})$  is a suitable weighting function.

It is important to note that due to the linearity of the phase averaging in the Irving–Kirkwood procedure, the averaged macroscopic function  $f_w(\mathbf{x}, t)$  satisfies the same balance equations as does the pointwise measure  $f(\mathbf{x}, t)$ .

## Weighting function

The weighting function  $w(\mathbf{r})$  is a real-valued function<sup>44</sup> with units of volume<sup>-1</sup> which satisfies the normalization condition

$$\int_{\mathbb{R}^3} w(\mathbf{r}) d\mathbf{r} = 1. \quad (75)$$

This condition ensures that the correct macroscopic field is obtained when the pointwise field is uniform. For a spherically-symmetric function,  $w(\mathbf{r}) = \hat{w}(r)$ , where  $r = \|\mathbf{r}\|$ . The normalization condition in this case is

$$\int_0^\infty \hat{w}(r) 4\pi r^2 dr = 1.$$

The simplest choice for  $\hat{w}(r)$  is a spherically-symmetric uniform function over a specified radius  $r_w$ , given by

$$\hat{w}(r) = \begin{cases} 1/V_w & \text{if } r \leq r_w, \\ 0 & \text{otherwise,} \end{cases} \quad (76)$$

where  $V_w = \frac{4}{3}\pi r_w^3$  is the volume of the sphere. This function is discontinuous at  $r = r_w$ . If this is a concern, a “mollifying function”<sup>9</sup> that smoothly takes  $w(r)$  to zero at  $r_w$  over some desired range can be added (see (100)). Other possible choices include for example Gaussian functions<sup>5</sup>, or spline function used in meshless methods<sup>45</sup> (see Ref<sup>27</sup> for details).



Many physical interpretations can be given to the weighting function. See Ref<sup>7</sup> for further details.

One possible interpretation for a positive-valued  $w$  with compact support (as described above) can be related to the physical nature of the experimental probe measuring the continuum fields. In this case, the size of the compact support represents the length scale over which continuum fields are being measured. An alternative approach described by Murdoch and Bedeaux<sup>7</sup> is based on the requirement that “repeated spatial averaging should produce nothing new”. In other words, spatially averaging a quantity that was already spatially averaged should give the same average. This leads to a definite form for the weighting function that also takes on negative values.

It is straightforward to see that substituting the expression given in (73) for the probability density function into (74) and performing the spatial averaging defined there using any weighting function discussed above, we obtain expressions for continuum fields that can be numerically evaluated using the data generated from an MD simulation. For example, let us look at the mass density field given in (7) and repeated here with  $W = W^{\text{MD}}$ :

$$\rho(\mathbf{x}, t) = \sum_{\alpha} m_{\alpha} \langle W^{\text{MD}} \mid \mathbf{x}_{\alpha} = \mathbf{x} \rangle. \quad (77)$$

Spatially averaging this distribution with respect to the weighting function results in

$$\rho_w(\mathbf{x}, t) = \sum_{\alpha} m_{\alpha} w(\mathbf{x}_{\alpha}^{\text{MD}} - \mathbf{x}), \quad (78)$$

where  $\rho_w$  denotes the continuum mass density field obtained by the spatial averaging of the pointwise field  $\rho$  with respect to the weighting function  $w$ . Similarly, all other continuum definitions for an MD simulation are obtained from their probabilistic versions. Following is a catalog of definitions for continuum fields that can be evaluated in any MD simulation:

$$\mathbf{p}_w(\mathbf{x}, t) = \sum_{\alpha} m_{\alpha} \mathbf{v}_{\alpha} w(\mathbf{x}_{\alpha}^{\text{MD}} - \mathbf{x}), \quad (79)$$

$$\mathbf{v}_w(\mathbf{x}, t) = \frac{\mathbf{p}_w(\mathbf{x}, t)}{\rho_w(\mathbf{x}, t)}, \quad (80)$$

$$\boldsymbol{\sigma}_w(\mathbf{x}, t) = \boldsymbol{\sigma}_{w,k}(\mathbf{x}, t) + \boldsymbol{\sigma}_{w,v}(\mathbf{x}, t), \quad (81)$$

$$\epsilon_w(\mathbf{x}, t) = \epsilon_{w,k}(\mathbf{x}, t) + \epsilon_{w,v}(\mathbf{x}, t), \quad (82)$$

$$\mathbf{q}_w(\mathbf{x}, t) = \mathbf{q}_{w,k}(\mathbf{x}, t) + \mathbf{q}_{w,v}(\mathbf{x}, t), \quad (83)$$

$$\boldsymbol{\sigma}_{w,k}(\mathbf{x}, t) = - \sum_{\alpha} m_{\alpha} (\mathbf{v}_{\alpha}^{\text{rel}} \otimes \mathbf{v}_{\alpha}^{\text{rel}}) w(\mathbf{x}_{\alpha}^{\text{MD}} - \mathbf{x}), \quad \mathbf{v}_{\alpha}^{\text{rel}} = \mathbf{v}_{\alpha}^{\text{MD}} - \mathbf{v}, \quad (84)$$

$$\rho_w \epsilon_{w,k}(\mathbf{x}, t) = \frac{1}{2} \sum_{\alpha} m_{\alpha} \|\mathbf{v}_{\alpha}^{\text{MD}}\|^2 w(\mathbf{x}_{\alpha}^{\text{MD}} - \mathbf{x}), \quad (85)$$

$$\mathbf{q}_{w,k}(\mathbf{x}, t) = \frac{1}{2} \sum_{\alpha} m_{\alpha} \|\mathbf{v}_{\alpha}^{\text{rel}}\|^2 \mathbf{v}_{\alpha}^{\text{rel}} w(\mathbf{x}_{\alpha}^{\text{MD}} - \mathbf{x}), \quad (86)$$

$$\boldsymbol{\sigma}_{w,v}(\mathbf{x}, t) = \frac{1}{2} \sum_{\substack{\alpha, \beta \\ \alpha \neq \beta}} \int_{\mathbb{R}^3} w(\mathbf{y} - \mathbf{x}) \int_{s=0}^1 \langle -\mathbf{f}_{\alpha\beta} W^{\text{MD}} \mid \mathbf{x}_{\alpha} = \mathbf{y} + s\mathbf{z}, \mathbf{x}_{\beta} = \mathbf{y} - (1-s)\mathbf{z} \rangle ds \otimes \mathbf{z} d\mathbf{z} d\mathbf{y}, \quad (87)$$

$$\epsilon_{w,v}(\mathbf{x}, t) = \int_0^t \frac{1}{\rho} (\boldsymbol{\sigma}_w : \nabla_{\mathbf{x}} \mathbf{v}_w - \bar{g}_{w,S}(\mathbf{x}, t)) dt, \quad \bar{g}_{w,S}(\mathbf{x}, t) = \frac{1}{2} \sum_{\substack{\alpha, \beta \\ \alpha \neq \beta}} \mathbf{f}_{\alpha\beta}^{\text{MD}} \cdot (\mathbf{v}_{\alpha}^{\text{MD}} - \mathbf{v}_{\beta}^{\text{MD}}) w(\mathbf{x}_{\alpha}^{\text{MD}} - \mathbf{x}), \quad (88)$$

$$\mathbf{q}_{w,v}(\mathbf{x}, t) = \frac{1}{2} \sum_{\substack{\alpha, \beta \\ \alpha \neq \beta}} \int_{\mathbb{R}^3} w(\mathbf{y} - \mathbf{x}) \int_{\mathbb{R}^3} \mathbf{z} \int_{s=0}^1 \left\langle \mathbf{f}_{\alpha\beta} \cdot \left( \frac{\mathbf{v}_{\alpha} + \mathbf{v}_{\beta}}{2} - \mathbf{v} \right) W^{\text{MD}} \mid \mathbf{x}_{\alpha} = \mathbf{y} + s\mathbf{z}, \mathbf{x}_{\beta} = \mathbf{y} - (1-s)\mathbf{z} \right\rangle d\mathbf{z} ds d\mathbf{y} \quad (89)$$

The expressions for  $\boldsymbol{\sigma}_{w,v}$  and  $\mathbf{q}_{w,v}$  given in (87) and (89) respectively, can be further simplified by the following simple change of variables:

$$\mathbf{y} + s\mathbf{z} = \mathbf{u}, \quad \mathbf{y} - (1-s)\mathbf{z} = \mathbf{v}, \quad (90)$$

which implies that

$$\mathbf{z} = \mathbf{u} - \mathbf{v}, \quad \mathbf{y} = (1-s)\mathbf{u} + s\mathbf{v}. \quad (91)$$

The Jacobian of the transformation is

$$J = \det \begin{bmatrix} \nabla_{\mathbf{u}} \mathbf{z} & \nabla_{\mathbf{v}} \mathbf{z} \\ \nabla_{\mathbf{u}} \mathbf{y}_{\perp} & \nabla_{\mathbf{v}} \mathbf{y}_{\perp} \end{bmatrix} = \det \begin{bmatrix} \mathbf{I} & -\mathbf{I} \\ (1-s)\mathbf{I} & s\mathbf{I} \end{bmatrix} = 1. \quad (92)$$

Using (90), (91) and (92),  $\mathbf{q}_{w,v}$  simplifies to

$$\begin{aligned}\mathbf{q}_{w,v}(\mathbf{x}, t) &= \frac{1}{2} \sum_{\substack{\alpha\beta \\ \alpha \neq \beta}} \int_{\mathbb{R}^3 \times \mathbb{R}^3} \left\langle \mathbf{f}_{\alpha\beta} \cdot \left( \frac{\mathbf{v}_\alpha + \mathbf{v}_\beta}{2} - \mathbf{v} \right) W^{\text{MD}} \mid \mathbf{x}_\alpha = \mathbf{u}, \mathbf{x}_\beta = \mathbf{v} \right\rangle (\mathbf{u} - \mathbf{v}) b(\mathbf{x}; \mathbf{u}, \mathbf{v}) d\mathbf{u} d\mathbf{v}, \\ &= \frac{1}{2} \sum_{\substack{\alpha\beta \\ \alpha \neq \beta}} \mathbf{f}_{\alpha\beta}^{\text{MD}} \cdot \left( \frac{\mathbf{v}_\alpha^{\text{MD}} + \mathbf{v}_\beta^{\text{MD}}}{2} - \mathbf{v}_w \right) (\mathbf{x}_\alpha^{\text{MD}} - \mathbf{x}_\beta^{\text{MD}}) b(\mathbf{x}; \mathbf{x}_\alpha^{\text{MD}}, \mathbf{x}_\beta^{\text{MD}}),\end{aligned}\quad (93)$$

where

$$b(\mathbf{x}; \mathbf{u}, \mathbf{v}) = \int_{s=0}^1 w((1-s)\mathbf{u} + s\mathbf{v} - \mathbf{x}) ds,$$

is called the *bond function*. Similarly,  $\boldsymbol{\sigma}_{w,v}$  simplifies to

$$\boldsymbol{\sigma}_{w,v}(\mathbf{x}, t) = \frac{1}{2} \sum_{\substack{\alpha,\beta \\ \alpha \neq \beta}} -\mathbf{f}_{\alpha\beta}^{\text{MD}} \otimes (\mathbf{x}_\alpha^{\text{MD}} - \mathbf{x}_\beta^{\text{MD}}) b(\mathbf{x}; \mathbf{x}_\alpha^{\text{MD}}, \mathbf{x}_\beta^{\text{MD}}). \quad (94)$$

Hence, equations (78)-(86), (88), (93) and (94), are the most simplified form of continuum fields that can be evaluated in an MD simulation. These expressions constitute a generalization to many-body potentials of expressions originally given by Hardy<sup>5</sup> for the special case of pair potentials (noting that our expressions for the internal energy density and heat flux vector which have modified forms). Other commonly-used definitions like the virial stress<sup>13</sup> and the Tsai traction<sup>15</sup> can be obtained as limiting cases of the above relations (see Ref<sup>27</sup> for details). We therefore see that our formulation is unified in the sense that it shows how all of these relations are related and provides a single framework that encompasses them all.

## IV. NUMERICAL EXPERIMENTS

It was mentioned at the end of Section IID that the definitions obtained in the new derivation are quite different and some qualitative differences were identified. We now try to see how the definitions vary quantitatively. Various stress tensors obtained through this unified framework were studied in Ref<sup>27</sup> by the authors. In this section, we describe molecular dynamics simulations that are carried out to compare the following two quantities:

$$\epsilon_{w,v}^{\text{ik}}(\mathbf{x}, t) = \frac{1}{\rho} \sum_{\alpha} \mathcal{V}_{\alpha} w(\mathbf{x}_\alpha^{\text{MD}} - \mathbf{x}) - \epsilon_{w,v}^{\text{ik}}(\mathbf{x}, 0), \quad (95)$$

$$\epsilon_{w,v}(\mathbf{x}, t) = \int_0^t \frac{1}{\rho} (\boldsymbol{\sigma}_w : \nabla_{\mathbf{x}} \mathbf{v}_w - \bar{g}_{w,S}(\mathbf{x}, t)) dt. \quad (96)$$

Here  $\epsilon_{w,v}^{\text{ik}}$  is the local spatial average of the potential part of the specific internal energy in the original Irving–Kirkwood formulation.  $\epsilon_{w,v}$  is the corresponding expression in the new formulation taken from (88). The constant in (95) is chosen in order to compare the above two equations from a fixed datum. To explore the role of the two parts of the integrand in (96), we define

$$\epsilon_{w,v}^1(\mathbf{x}, t) := \int_0^t \frac{1}{\rho} (\boldsymbol{\sigma}_w : \nabla_{\mathbf{x}} \mathbf{v}_w) dt, \quad (97)$$

$$\epsilon_{w,v}^2(\mathbf{x}, t) := - \int_0^t \frac{1}{\rho} \bar{g}_{w,s}(\mathbf{x}, t) dt, \quad (98)$$

so that  $\epsilon_{w,v} = \epsilon_{w,v}^1 + \epsilon_{w,v}^2$ .

## Interatomic potential

Since the unified framework applies to arbitrary multi-body potentials, it would have been ideal to choose a multi-body potential for our numerical experiments. Unfortunately, since as mentioned in the introduction, there is no rigorous way to distribute the total energy among particles, the expression for  $\epsilon_{w,v}^{\text{ik}}$  in (95) is ill-defined. Thus the only possibility for comparison is in the special case of pair potential interactions in a system of identical particles. In this case due to symmetry, it is reasonable to divide the energy equally among the particles (see footnote<sup>32</sup>), thus arriving at a plausible definition for  $\epsilon_{w,v}^{\text{ik}}$ . We will see that even in this case the expressions in (95) and (96) are not equivalent. In more general cases, we argue that only the new expression in (96) is well-defined.

Our system consists of particles arranged in a face-centered cubic crystal, stacked together in the form of  $15 \times 15 \times 15$  unit cells, interacting through a modified Lennard-Jones type potential. The Lennard-Jones parameter,  $\epsilon$  and  $\sigma$  are arbitrarily set to 1. The potential has the following form:

$$\phi(r) = 4 \left[ \frac{1}{r^{12}} - \frac{1}{r^6} \right] - 0.0078r^2 + 0.0651. \quad (99)$$

The above equation has been rendered dimensionless by expressing lengths in units of  $\sigma$  and energy in units of  $\epsilon$ . As seen in the above equation, the standard Lennard-Jones potential is modified by the addition of a quadratic term. This is done to ensure that  $\phi(r_{\text{cut}}) = \phi'(r_{\text{cut}}) = 0$ , where  $r_{\text{cut}} = 2.5$ , denotes the cutoff radius for the potential. We refer to this as the “Modified Lennard-Jones potential”. The ground state of this potential is an fcc crystal

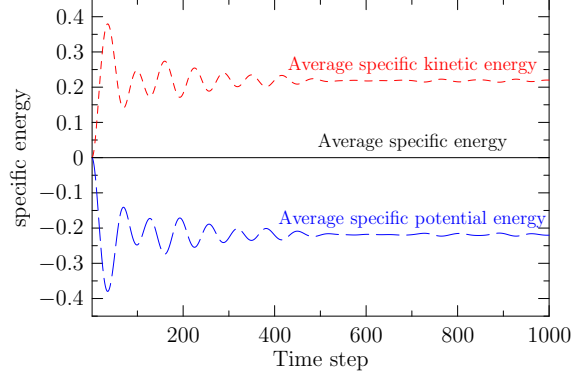


FIG. 2. Plot showing the average specific potential energy and the average specific kinetic energy. Since this is a constant energy simulation, their sum (*black solid line*) is always constant.

with a lattice constant of  $a = 1.556$ . Thus, the dimension of the sample at ground state is given by its length  $l = 15 \times 1.556 = 23.34$ . We use the *velocity Verlet* time integration algorithm to evolve the system.

The weighting function,  $w(r)$ , is chosen to be a constant with a suitable mollifying function,<sup>9</sup>

$$w(r) = \begin{cases} c & \text{if } r < R - \delta \\ \frac{1}{2}c \left[ 1 - \cos\left(\frac{R-r}{\delta}\pi\right) \right] & \text{if } R - \delta < r < R \\ 0 & \text{otherwise} \end{cases}, \quad (100)$$

where  $\delta = 0.12$ ,  $R$  is the radius of the sphere which forms the compact support and  $c = 1 - (\delta/R)^3 + 3(\delta/R)^2 - 1.5(\delta/R)$ . The constant  $c$  is chosen to normalize the weighting function.

## Experiment 1

We begin with a *constant energy* molecular dynamics simulation with *periodic boundary conditions*. The atoms in the system are randomly perturbed to induce a temperature of  $T = 0.145$  in Lennard-Jones units after equilibration. Fig. 2 shows the evolution of the average specific potential energy, i.e., the total potential energy divided by the mass ( $= N$  in our case), and average specific kinetic energy, which add up to a constant specific internal energy. (The average specific internal energy is constant since this is a constant energy simulation.)

Now, suppose we are interested in evaluating the continuum quantities given in (95) and

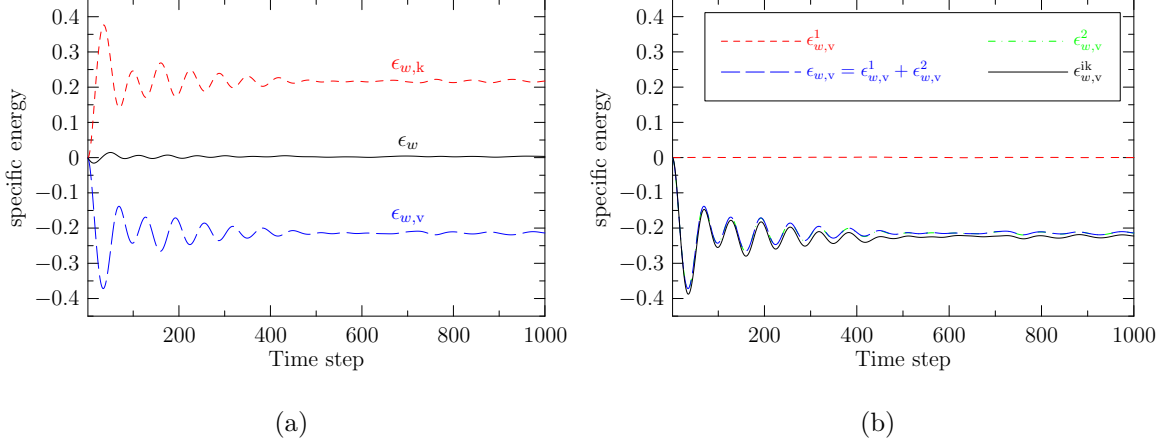


FIG. 3. Evolution of specific internal energy for a constant energy simulation with periodic boundary conditions. (a) Plot showing the evolution of the potential part,  $\epsilon_{w,v}$ , and the kinetic part,  $\epsilon_{w,k}$ , of the specific internal energy. The total specific internal energy (shown in black solid line) is not strictly constant. (b) Plot comparing the evolution of the potential part of the specific internal energy with its analogue,  $\epsilon_{w,v}^{ik}$ , in the original Irving-Kirkwood procedure.

(96) at the center of our system. To do this, we choose  $R = 0.4l$ , which corresponds to a length of 6 unit cells, for the radius of the compact support of the weighting function.

Fig. 3(a) shows a plot of the potential and kinetic part of the specific energy at the center of the sample calculated using the weighting function given in (100). It is clear from the plot that the total specific energy at the center of the sample has some oscillations up to about 200 time steps before these oscillations become negligible. This reminds us that although we are performing a constant energy simulation, the *specific* internal energy at a point need not be constant. Fig. 3(b) compares the different expressions for the potential part of the specific internal energy given in (95) and (96). The plots for  $\epsilon_{w,v}$  and  $\epsilon_{w,v}^{ik}$  are in good agreement. It is also clear from the plot that the contribution of  $\epsilon_{w,v}^1$  to  $\epsilon_{w,v}$  is negligible.

## Experiment 2

In this experiment, we continue with the same system with periodic boundary conditions. We begin with the particles at their equilibrium positions, with temperature  $T = 0$ . We allow the system to evolve for the first 1000 time steps during which we observe small fluctuations due to numerical noise. We then instantaneously increase the temperature to  $T = 0.2$  using a simple velocity rescaling thermostat and maintain this temperature for the rest of the

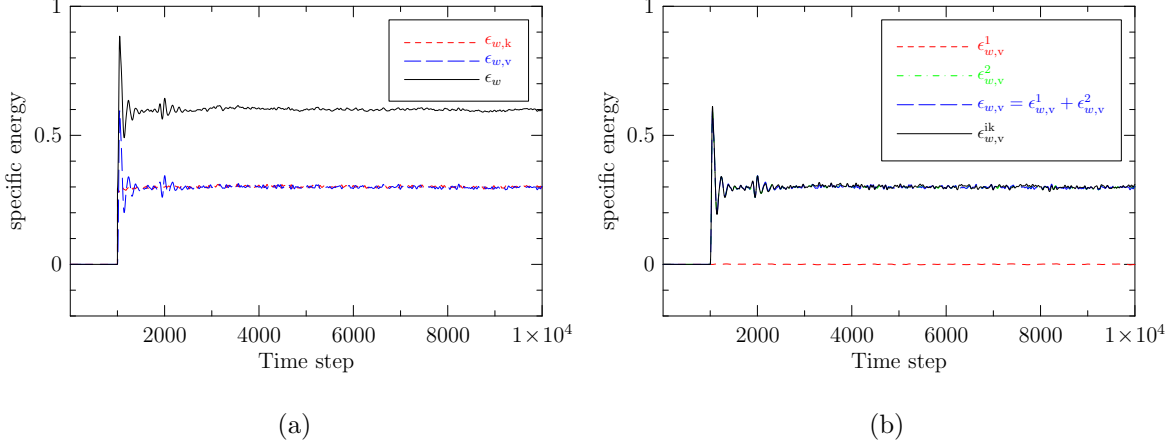


FIG. 4. Evolution of specific internal energy for a constant temperature (applied after first 1000 time steps) simulation with periodic boundary conditions. (a) Plot showing the evolution of the potential part,  $\epsilon_{w,v}$ , and the kinetic part,  $\epsilon_{w,k}$ , of the specific internal energy (b) Plot comparing the evolution of the potential part of the specific internal energy with its analogue,  $\epsilon_{w,v}^{ik}$ , in the original Irving-Kirkwood procedure.

simulation. Again, we are interested in studying the continuum fields at the center of the sample. We choose the radius of the compact support  $R = 0.4l$  for the weighting function, as in the previous experiment. Fig. 4(a) shows the plot of  $\epsilon_{w,v}$ ,  $\epsilon_{w,k}$ , and the total specific internal energy at the center of the sample for this case. Fig. 4(b) compares  $\epsilon_{w,v}$  with  $\epsilon_{w,v}^{ik}$ . It is clear from this plot that both  $\epsilon_{w,v}$  and  $\epsilon_{w,v}^{ik}$  are in good agreement with each other. It is interesting to see that the contribution to  $\epsilon_{w,v}$  due to  $\epsilon_{w,v}^1$  remains negligible even after increasing the temperature of the system.

### Experiment 3

The setup is similar to the previous experiment except that now we do not apply periodic boundary conditions. This means that the sample is free to expand once the temperature of the sample is increased. The plots shown in Fig. 5 correspond to  $R = 0.4l$ . Fig. 5(a) shows the plot of  $\epsilon_{w,v}$ ,  $\epsilon_{w,k}$  and the total specific internal energy at the center of the sample, and Fig. 5(b) compares  $\epsilon_{w,v}$  with  $\epsilon_{w,v}^{ik}$ . In this case we see from Fig. 5(b) that unlike the previous two experiments there is a small negative contribution to  $\epsilon_{w,v}$  due to  $\epsilon_{w,v}^1$  — although the magnitude is still very small. Note that the longer wavelength oscillations in energy in these plots correspond to the pulsing of the sample as it expands and contracts about its mean

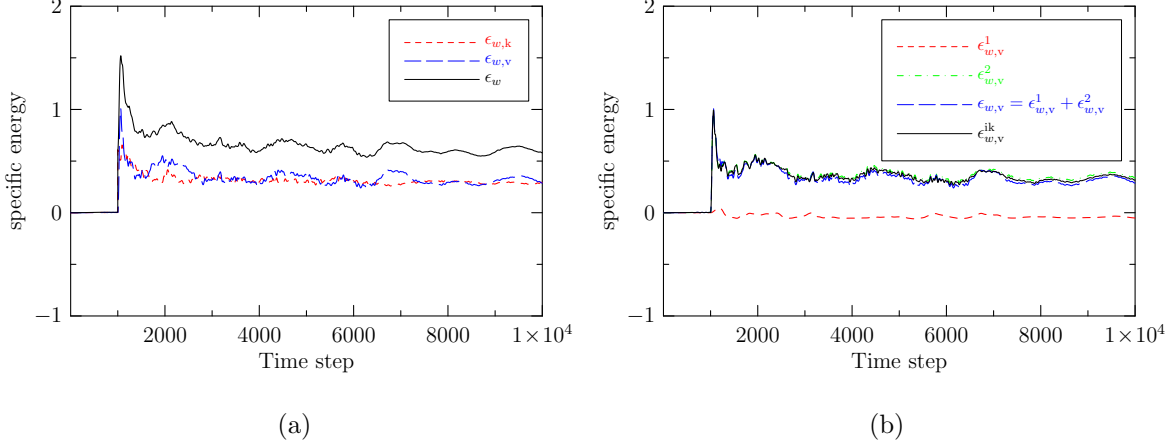


FIG. 5. Evolution of specific internal energy for a constant temperature (applied after first 1000 time steps) simulation *without* periodic boundary conditions, using an averaging domain of radius  $R = 0.4l$ . (a) Plot showing the evolution of the potential part,  $\epsilon_{w,v}$ , and the kinetic part,  $\epsilon_{w,k}$ , of the specific internal energy. (b) Plot comparing the evolution of the potential part of the specific internal energy with its analogue,  $\epsilon_{w,v}^{ik}$ , in the original Irving–Kirkwood procedure.

thermally-expanded size.

It is also interesting to see how these continuum fields change as the averaging domain size is decreased. As mentioned previously, as the weighting function tends to the Dirac delta distribution, we expect the continuum fields to also become localized with increasing magnitude. To see if this is indeed the case, we decrease the size of the averaging domain by choosing  $R = 0.1l$ , which corresponds to a length of 1.5 unit cells. Fig. 6 shows the plots for this case. Comparing Fig. 6(a) with Fig. 5(a), we see that  $\epsilon_{w,k}$  remains the same, while  $\epsilon_{w,v}$  for the smaller averaging domain is about four times larger than its value for the larger domain. Similarly comparing Fig. 6(b) with Fig. 5(b), we see that for the smaller domain,  $\epsilon_{w,v}$  is greater than four times  $\epsilon_{w,v}^{ik}$ , whereas they were equal for the larger domain. Moreover, the contribution due to  $\epsilon_{w,v}^1$  to the specific internal energy is larger than that due to  $\epsilon_{w,v}^2$ . This clearly shows that for small averaging domains, the two definitions given by (95) and (96) are quite different in nature. Based on our observations, we can conclude that  $\epsilon_{w,v}$  tends to localize more strongly with the averaging domain size than does  $\epsilon_{w,v}^{ik}$ .

To rationalize these results, let us consider what happens to these definitions as the weighting function tends to a delta distribution. In this case,  $\epsilon_{w,v}^{ik}$  (see (95)) localizes to the particle positions. The same also happens to all terms in the definition of  $\epsilon_{w,v}$  (see



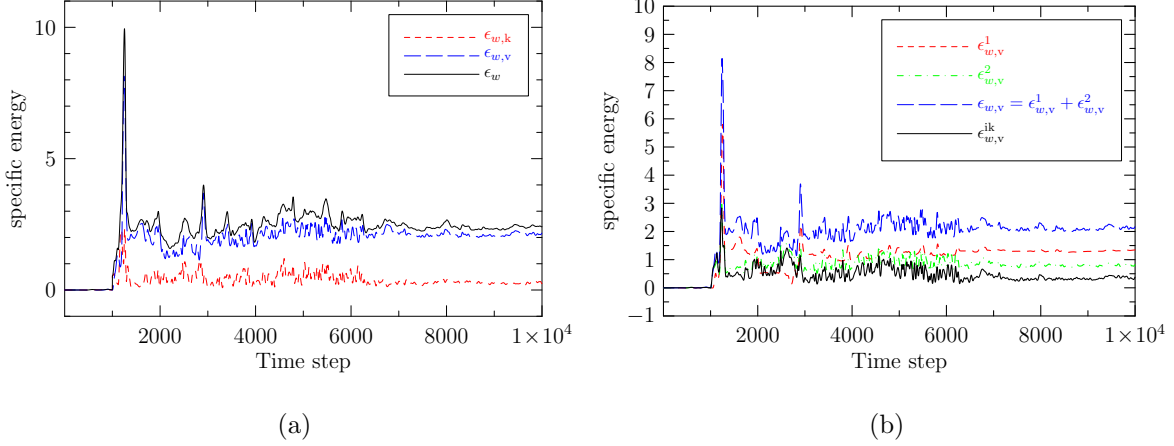


FIG. 6. Evolution of specific internal energy for a constant temperature (applied after first 1000 time steps) simulation *without* periodic boundary conditions, using an averaging domain of radius  $R = 0.1l$ . (a) Plot showing the evolution of the potential part,  $\epsilon_{w,v}$ , and the kinetic part,  $\epsilon_{w,k}$ , of the specific internal energy. (b) Plot comparing the evolution of the potential part of the specific internal energy with its analogue,  $\epsilon_{w,v}^{\text{ik}}$ , in the original Irving-Kirkwood procedure.

(96)) *except* for  $\sigma_w$ . This term localizes to the lines joining the particles rather than onto the particles themselves. This observation provides a qualitative explanation, although not complete, for the different behavior of the two definitions shown above.

## V. SUMMARY

In this paper, we present a two-step *unified framework* for the evaluation of continuum field expressions from molecular simulations: (1) pointwise continuum fields are obtained using a generalization of the Irving-Kirkwood procedure to arbitrary multi-body potentials, and (2) spatial averaging is applied to obtain the corresponding macroscopic quantities. The latter lead to expressions suitable for computation in molecular dynamics simulations. It is shown that the important commonly-used microscopic definitions for continuum fields are recovered in this process as special cases.

In generalizing the Irving-Kirkwood to arbitrary many-body potentials we have had to address two ambiguities inherent in the original procedure which lead to non-uniqueness in the resulting expressions. The first ambiguity arises due to the non-uniqueness of the partitioning of the force on an atom as a sum of central forces, which is directly related to the non-uniqueness of the potential energy representation in terms of distances between

particles. This is in turn related to the shape space of the system. The conclusion is that the pointwise stress tensor is *not* unique, however we show in Ref<sup>27</sup> that the macroscopic stress obtained via spatial averaging becomes unique as the spatial averaging domain is taken to infinity.

The second ambiguity in the original Irving–Kirkwood procedure arises due to the arbitrary decomposition of energy between particles. We show that this decomposition can be completely avoided through an alternative derivation for the energy balance equation. This leads to new definitions for the specific internal energy and the heat flux vector. In particular, the resulting potential part of the specific internal energy does not depend on the arbitrary partitioning of the potential energy to individual particles, and the resulting heat flux vector does not contain the “transport part” which is not invariant with respect to the addition of a constant to the potential energy function.

The new definition for the specific internal energy is compared with the original Irving–Kirkwood definition through a series of numerical experiments. Although our expression applies to arbitrary many-body potentials, we have chosen to perform the comparisons for the special case of a system of identical particles interacting through a pair potential since this is the only case where the original Irving–Kirkwood internal energy density is well-defined. This is due to the ambiguity in the decomposition of energy between the particles in the original Irving–Kirkwood derivation (and existing extensions to the approach). In our numerical experiments, we observe that both definitions agree for weighting functions with support given by a ball of radius 0.6 unit cells and larger. However, as the weighting function tends to a delta distribution, the two definitions scale differently. A qualitative theoretical explanation for this difference is given based on the limiting behavior of the two definitions as the averaging domain tends to a point.

It would also be of interest to compare the new expression for the heat flux vector to the original Irving–Kirkwood expression. In order to do this, one has to study the transport part of the heat flux. To our knowledge, this has not been done in the past because the transport part is normally lumped into either the kinetic or potential parts of the heat flux and not observed separately. Our new derivation shows that its existence is directly related to the arbitrariness in the energy decomposition. Preliminary numerical studies of some systems (not reported here) suggest that the transport part of the heat flux vector, which is absent in the new derivation, tends to be negligible. Further work is necessary to determine

whether this is a general result.

## ACKNOWLEDGMENTS

This research was partly supported through the National Science Foundation (NSF) under Grant No. DMS-0757355 and the Air Force Office of Scientific Research (AFOSR) under Grant No. FA9550-09-1-0157. The views and conclusions contained herein are those of the authors and should not be interpreted as necessarily representing the official policies or endorsements, either expressed or implied, of the AFOSR or the U.S. Government.

## REFERENCES

- <sup>1</sup>J. H. Irving and G. Kirkwood, *The Journal of Chemical Physics* **18**, 817 (1950).
- <sup>2</sup>The derivation is non-rigorous in the sense that expressing the stress tensor as a series expansion is only possible when the probability density function, which is used in the derivation, is an analytic function of the spatial variables (see Ref<sup>3</sup>).
- <sup>3</sup>W. Noll, *Journal of Rational Mechanics and Analysis* **4**, 627 (1955).
- <sup>4</sup>R. Lehoucq and A. Von Lilienfeld-Toal, *Journal of Elasticity* **100**, 5 (2010).
- <sup>5</sup>R. J. Hardy, *The Journal of Chemical Physics* **76**, 622 (1982).
- <sup>6</sup>A. I. Murdoch and D. Bedeaux, *International Journal of Engineering Science* **31**, 1345 (1993).
- <sup>7</sup>A. I. Murdoch and D. Bedeaux, *Proceedings: Mathematical and Physical Sciences* **445**, 157 (1994).
- <sup>8</sup>A. I. Murdoch, *Journal of Elasticity* **71**, 105 (2003).
- <sup>9</sup>A. I. Murdoch, *Journal of Elasticity* **88**, 113 (2007).
- <sup>10</sup>Although the Hardy and Murdoch procedures seem similar, they are notably different in the derivation of the energy balance equation, and the resulting expressions for energy density and the heat flux vector.
- <sup>11</sup>A. Cauchy, “Exercices de mathématique,” (Chez de Bure Frères, Paris, 1928) Chap. Sur l’équilibre et le mouvement d’un système de points matériels sollicités par des forces d’attraction ou de répulsion mutuelle, pp. 227–252.

- <sup>12</sup>A. Cauchy, “Exercices de mathématique,” (Chez de Bure Frères, Paris, 1928) Chap. De la pression ou tension dans un système de points matériels, pp. 253–277.
- <sup>13</sup>R. Clausius, Philosophical Magazine **40**, 122 (1870).
- <sup>14</sup>See Ref<sup>27</sup> for a more detailed historical review.
- <sup>15</sup>D. H. Tsai, The Journal of Chemical Physics **70**, 1375 (1979).
- <sup>16</sup>E. Wajnryb, A. R. Altenberger, and J. S. Dahler, The Journal of Chemical Physics **103**, 9782 (1995).
- <sup>17</sup>J. Cormier, J. M. Rickman, and T. J. Delph, Journal of Applied Physics **89**, 99 (2001).
- <sup>18</sup>J. A. Zimmerman, E. B. Webb, J. J. Hoyt, R. E. Jones, P. A. Klein, and D. J. Bammann, Modelling and Simulation in Materials Science and Engineering **12**, S319 (2004).
- <sup>19</sup>H. Heinz, W. Paul, and K. Binder, Physical Review E **72**, 066704 (2005).
- <sup>20</sup>T. J. Delph, Modelling and Simulation in Materials Science and Engineering **13**, 585 (2005).
- <sup>21</sup>S. Morante, G. C. Rossi, and M. Testa, The Journal of Chemical Physics **125**, 034101 (2006).
- <sup>22</sup>Y. P. Chen, The Journal of Chemical Physics **124**, 054113 (2006).
- <sup>23</sup>K. K. Mandadapu, R. E. Jones, and P. Papadopoulos, The Journal of Chemical Physics **130**, 204106 (2009).
- <sup>24</sup>K. K. Mandadapu, R. E. Jones, and P. Papadopoulos, Physical Review E **80**, 047702 (2009).
- <sup>25</sup>A. P. Thompson, S. J. Plimpton, and W. Mattson, The Journal of Chemical Physics **131**, 154107 (2009).
- <sup>26</sup>G. C. Rossi and M. Testa, The Journal of Chemical Physics **132**, 074902 (2010).
- <sup>27</sup>N. C. Admal and E. B. Tadmor, Journal of Elasticity **100**, 63 (2010).
- <sup>28</sup>J. A. Zimmerman, E. B. Webb, and S. C. Seel, Mathematics and Mechanics of Solids **13**, 221 (2008).
- <sup>29</sup>J. Zhang and B. D. Todd, Physical Review E **69**, 031111 (2004).
- <sup>30</sup>G. Marechal and J.-P. Ryckaert, Chemical Physics Letters **101**, 548 (1983).
- <sup>31</sup>D. Torii, T. Nakano, and T. Ohara, The Journal of Chemical Physics **128**, 044504 (2008).
- <sup>32</sup>The symmetry argument for equally dividing the energy among particles only holds for identical atoms interacting via a pair potential. It is lost for multi-species systems and for all higher-order potentials. For example, for a three-body potential (even in the case of a

single-species system), the symmetry between atoms is lost in all clusters of three particles which do not form an equilateral triangle. The same reasoning applies for potentials of higher order.

<sup>33</sup>The usual convention is to represent the phase space via positions and momenta of the particles. For convenience, in this section, we instead use positions and velocities.

<sup>34</sup>The assumption that the probability density function exists and it is continuously differentiable can be considerably weakened by viewing  $W$  as a generalized function/distribution in the sense of Schwartz. For the sake of brevity we do not take this approach, however, we later use a generalized function/distribution as a candidate for  $W$  to arrive at expressions for continuum fields that can be used in a molecular dynamics simulation. See Section III for details.

<sup>35</sup>If  $\mathbf{G}$  is a second-order tensor or higher, then the dot product indicates tensor operating on a vector. Note that in (15), in the interest of brevity, we are breaking our notation of denoting a second-order tensor operating on a vector by juxtaposition.

<sup>36</sup>Note that this assumption may fail in systems undergoing first-order magnetic or electronic phase transformations.

<sup>37</sup>E. B. Tadmor and R. E. Miller, *Modeling Materials: Continuum, Atomistic and Multiscale Techniques* (Cambridge University Press, Cambridge, 2011).

<sup>38</sup>M. Daw and M. Baskes, Phys. Rev. B **29**, 6443 (1984).

<sup>39</sup>H. Stiller and A. Weber, Physical Review B **31**, 5262 (1985).

<sup>40</sup>J. Tersoff, Phys. Rev. B **38**, 9902 (1988).

<sup>41</sup>We thank Ryan Elliott for suggesting this line of thinking.

<sup>42</sup>L. E. Malvern, *Introduction to the mechanics of a continuous medium* (Prentice-Hall, Upper Saddle River, 1969).

<sup>43</sup>The expression in Noll's paper appears transposed relative to (43). This is because the gradient and divergence operations used by Noll are the transpose of our definitions.

<sup>44</sup>It was mentioned in Ref<sup>27</sup> that the weighting function is a positive-valued function based on our interpretation of it being related to the nature of the experimental probe. We thank I. Murdoch for directing us to an alternate interpretation which allows the weighting function to take on negative values. See Ref<sup>7</sup> for details.

<sup>45</sup>T. Belytchko, Y. Krongauz, D. Organ, M. Fleming, and P. Krysl, Computer Methods in Applied Mechanics and Engineering **139**, 3 (1996).