

Local community extraction in directed networks

Xuemei Ning¹, Zhaoqi Liu², and Shihua Zhang^{2*}

¹*College of Science, Beijing Forestry University, Beijing 100083,*

China ²*National Center for Mathematics and Interdisciplinary Sciences,*

Academy of Mathematics and Systems Science, Chinese Academy of Sciences, Beijing 100190, China

(Dated: July 16, 2024)

Network is a simple but powerful representation of real-world complex systems. Network community analysis has become an invaluable tool to explore and reveal the internal organization of nodes. However, only a few methods were directly designed for community-detection in directed networks. In this article, we introduce the concept of local community structure in directed networks and provide a generic criterion to describe a local community with two properties. We further propose a stochastic optimization algorithm to rapidly detect a local community, which allows for uncovering the directional modular characteristics in directed networks. Numerical results show that the proposed method can resolve detailed local communities with directional information and provide more structural characteristics of directed networks than previous methods.

PACS numbers: Valid PACS appear here

I. INTRODUCTION

Networks consisting of nodes connected in pair by edges reveal essential features of the structure, function and dynamics of many complex systems. Thus, complex networks have become invaluable tools in various fields including sociology, biology and physics [1, 2]. The characteristic of community structure in networks can aid in exploring the structure and organization of networks. In the past decade, it has attracted huge attentions. Many methods for resolving community structure in undirected networks have been developed (see Ref. [3] for a recent comprehensive review). However, only a limited number of methods were designed for detecting community structure in directed networks and the direction of links leads to new challenges in defining community structure of directed networks [4–6].

Directed networks show fundamentally different features when the direction of their links are ignored. The link direction characterizing important topological information is essential to describe the structure of many complex systems. The effects of link directions to the organization and dynamics of complex networks have attracted great interests recently. For instances, link direction has been proven to play profound effects on link tendency between nodes [7]. The studies on community detection in directed networks have shown that considering link direction can shed light on key structural features of community structure in directed networks [4–6].

How to describe the community structure in a directed network is an open issue. Newman and Leicht [8] and Guimera *et al.* [9] have defined a community that nodes are assigned to it when they are linked to similar neighbors. This definition of a community is fundamentally different from the general one used for undi-

rected networks [3]. Moreover, Rosvall and Bergstrom [10] have adopted an information theory-based method which shows distinct characteristics with adapted modularity maximization method. Leicht and Newman [5] and Kim *et al.* [6] have attempted to employ the generalized form of modularity to identify the community structure in directed networks, respectively. However, similar to modularity partition methods for undirected networks, such type of methods which force every node into a community can distort the real structure of the networks, in which, some nodes may only loosely connected to any community. Moreover, the modularity index [11, 12] has been shown to fail to find the most natural community structure in undirected networks due to the resolution limit issue [13, 14], which would be shared with the adapted modularity for directed networks.

More recently, the concept of local community was proposed for undirected networks [15, 16]. The key idea is that, in a large network, a community, focusing on the “local” links within and connecting to it, refers to a limited number of nodes in the whole network. The principle of determining such a local community at a time is different from the partitioning methods, which consider the whole connections of a network. There has been no much work in the literature focusing on the local community detection even for undirected networks. Researchers have explored a community around a given node which relies on the predefined knowledge [17, 18]. Zhao *et al.* [15] proposed a community extraction framework considering only one community at a time by maximizing an extraction criterion via tabu search technique. The promising idea and the issue of resolution limit of the proposed criterion have inspired a neurodynamic framework with a generic criterion to resolve local communities in undirected networks, recently [16]. Taking into account the complexity of directionality and intricate connections between nodes, we adopt the “local” strategy to disassemble and study the directed networks here.

In this article, we introduce a generic quantitative

*Electronic address: zsh@amss.ac.cn

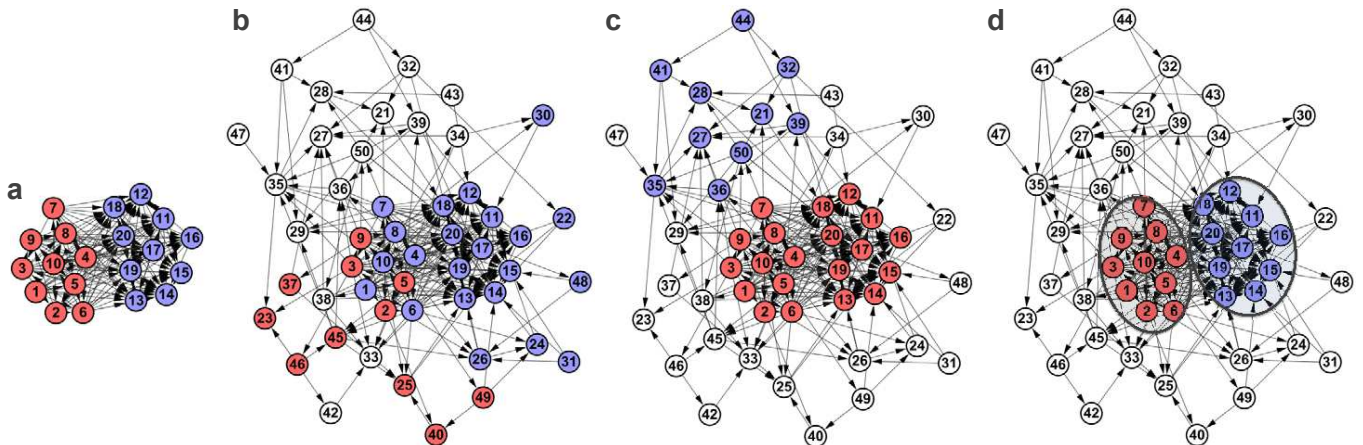


FIG. 1: Illustration of three methods for discovering community structure in a directed network. The network consists of 50 nodes, and the first 20 nodes belong to a dense subnet where links between members form independently with probability 0.7. The links between members and the other 30 nodes and links between the other 30 nodes all form independently with probability 0.1. We assign directions to the links within the first 10 nodes, the second 10 nodes, and other 30 nodes randomly. While for links between the first 10 nodes and other 40 nodes, all are assigned directions from the first 10 pointing to other 40. As to the second 10 nodes, all the links are assigned directions from other 40 pointing to them. A partition into three communities using the directed modularity maximization (DMM) by Leicht and Newman, the undirected community extraction (UCE) without considering the directionality of the network and our directed community extraction (DCE) method are shown in (b), (c) and (d), respectively. Different colors represent the communities detected by each method. The two circled regions in (d) represent the two true communities respectively. If we only consider the 20 nodes of the network by removing the 30 background nodes, as stated by Leicht and Newman, DMM can identify the two communities by a partition with two communities (a). However, in the current network, DMM has to balance tightness of the three communities, and as a result distort the community structure (b). UCE can well extract the 20 nodes as a dense community, but fail to detect the directed communities (c). Our DCE method, on the other hand, separates out the true community perfectly (d).

criterion to describe a “local” community in directed networks (Figure 1). The generic criterion considers two properties: (1) high density—the sets of nodes in a community are densely connected; (2) consistent directionality—the direction of links between a community and the rest of networks should be as consistent as possible. We can see that finding sets of nodes that optimize this measure is in general a computationally challenging problem. We adopt a Markov chain Monte Carlo (MCMC) approach to sample from sets of nodes according to a distribution. This distribution gives significantly higher probability to sets of nodes with high density and consistent directionality. MCMC is a well-established technique to sample from combinatorial spaces with applications in various fields [19, 20] including bioinformatics [21, 22]. In general, the computation time (e.g., number of iterations) required for an MCMC approach is unknown. In our case, we empirically show that our MCMC-type algorithm converges rapidly to the stationary distribution and it can scale well with respect to networks with 10000 nodes. Numerical results show that our local community extraction method can resolve local communities with directional information and provide more structural characteristics of directed networks than previous methods.

II. METHODS

Local community extraction problem in directed networks We first introduce the local community extraction problem in undirected networks. Let $G(V, E)$ denote an undirected network of N nodes. The network is denoted by a symmetric adjacency matrix $A = [A_{ij}]$ of size $N \times N$, where $A_{ij} > 0$ if there is an edge between nodes i and j and $A_{ij} = 0$ otherwise. The positive A_{ij} ’s are the weights for weighted networks; or they are set to 1 for unweighted networks. The kernel idea of local community extraction problem is to look for a set S of nodes with a large number of links within itself and a small number of links to the rest of the network. This problem can be described to optimize a quantitative function. Note that the links within the complement S^c of this set do not affect the value of this function. Recently, we have introduced a generic quantitative criterion W_S to describe local communities in undirected network [16] which adapts the one proposed in [15] with a parameter ρ . We note that the generalized criterion can reveal multi-resolution community structure and conquer the resolution limit issue of the previous one. Specifically, it can be defined as follows,

$$W_S = |S| |S^\rho| \left[\frac{O_S}{|S|^2} - \frac{B_S}{|S| |S^\rho|} \right], \quad (1)$$

where $|S^\rho| = \rho N - |S|$, $2\frac{|S|}{N} < \rho \leq 1$, and $O_S = \sum_{i,j \in S} A_{ij}$, $B_S = \sum_{i \in S, j \in S^c} A_{ij}$. The $|S^\rho|$ can be considered as the estimation of the number of nodes connecting to the community S in the rest of the network. When $\rho = 1$, it is the one proposed in [15]. The term O_S is twice the weight of the edges within S , and B_S denotes connections between S and the rest of the network. The maximization of W_S can be solved efficiently by a powerful neurodynamic framework.

Now we consider a ‘‘community’’ in a directed network $\overline{G}(V, E)$. The network can be represented by an asymmetric adjacency matrix $A = [A_{ij}]$, where $A_{ij} > 0$ if there is an edge directed from node i to node j , $A_{ij} = 0$ otherwise. The key point is that the community structure should reflect the ‘‘directionality’’ in the directed network. The above criterion have well considered the density of a community and sparse connections to the rest of the network. Here we incorporate a parametric coefficient to capture the potential effect of directions,

$$W_S^d = |S||S^\rho| \left[\frac{O_S}{|S|^2} - q_d^n \frac{B_S}{|S||S^\rho|} \right], \quad (2)$$

where $q_d = \frac{B_S + 1}{|B_S^{in} - B_S^{out}| + 1}$ and $O_S = \sum_{i,j \in S} A_{ij}$, $B_S = B_S^{in} + B_S^{out}$, $B_S^{out} = \sum_{i \in S, j \in S^c} A_{ij}$, $B_S^{in} = \sum_{i \in S^c, j \in S} A_{ij}$ and $1 \leq q_d \leq B_S + 1$. If the directions of all links between S and S^c are consistent, i.e., $B_S^{in} = 0$ or $B_S^{out} = 0$, then q_d is equal to 1 which has no effect to the criterion W_S^d . While if the directions are inconsistent, the q_d gets larger than 1 that penalizes the second term. Note that n is a parameter to control the degree of penalty.

We note that the problem to maximize the generic criterion W_S^d is computationally difficult, and it is likely that there is no efficient algorithm to solve this problem exactly. Although the neurodynamic framework has shown well performance, it is not directly applicable to the current problem due to the effect of the multiplier q_d^n . We consider to develop a stochastic search procedure to solve this problem.

A MCMC approach We introduce a MCMC approach to solve the problem described above. The MCMC approach samples sets of nodes, with the probability of sampling a node set S proportional to the objective weight W_S^d of the set. Thus, the frequencies that node sets are sampled in the MCMC method provides a ranking of node sets, in which the sets are ordered by decreasing sampling frequency. Thus, in addition to the highest objective weight set, one may also examine other sets with high objective value (‘‘suboptimal’’ sets) that are nevertheless significant.

The basic idea of the MCMC is to build a Markov chain whose states are the subsets of nodes of the network and to define transitions between the states that differ by one node. The Metropolis-Hastings algorithm provides a general method for designing transition probabilities that gives a desired stationary distribution on the state

space. However, the Metropolis-Hastings method does not guarantee fast convergence of the chain, which is a necessary condition for practical use of this method. In fact, if the chain converges slowly, it may take an impractically long time before the chain samples from the desired distribution. Defining transition probabilities so that the chain converges rapidly to the stationary distribution remains a challenging and important task in real applications. Despite significant progress in recent years in developing mathematical tools for analyzing the convergence time [20], our ability to analyze useful chains is still limited, and in practice, most MCMC algorithms rely on simulations to provide evidence of convergence to stationarity [19].

We devise a Metropolis-Hastings algorithm to sample sets S_G of nodes with a stationary distribution that is proportional to $e^{cW(S)}$ for some $c > 0$. At time t , the Markov chain in state S_t chooses a node u in the neighborhood of S_t , and moves to the new state $S_{t+1} = S_t \setminus \{u\}$ or $S_{t+1} = S_t \cup \{u\}$ with a certain probability. In general, there are no guarantees on the rate of convergence of the Metropolis-Hasting algorithm to the stationary distribution. However, we empirically demonstrate that in our case the MCMC rapidly converges, and thus the stationary distribution of a ‘‘local’’ subnet is reached in a practical number of steps by our method.

Algorithmic procedure

Initialization: Choose an arbitrary small subset S_0 of nodes in G (the set of all nodes).

Iteration: For $t = 1, 2, \dots$, obtain S_{t+1} from S_t as follows:

- 1 Choose a node u uniformly at random from S_t^c (it is the closure of S_t , i.e., $S_t \cup \{\text{all neighbor nodes of } S_t\}$).
- 2 If $u \in S_t$, let $P(S_t, u) = \min[1, e^{cW(S_t \setminus u) - cW(S_t)}]$; With probability $P(S_t, u)$ set $S_{t+1} = S_t \setminus u$, else $S_{t+1} = S_t$.
- 3 If $u \in S_t^c \setminus S_t$, let $P(S_t, u) = \min[1, e^{cW(S_t \cup \{u\}) - cW(S_t)}]$; With probability $P(S_t, u)$ set $S_{t+1} = S_t \cup \{u\}$, else $S_{t+1} = S_t$.

The MCMC method is very promising and efficient due to the speed of convergence of the Markov chain to its ‘‘local’’ stationary distributions. We have shown that our method can scale well with large-scale network of 10000 nodes.

Stop criterion After determining a local community, our method can be further applied to its complement in the network to extract the next community. How to determine the number of local communities in a network is a hard, but practically important problem. In real applications, we would suggest to evaluate the statistical significance of a community by comparing its objective value with that of 100 random directed networks generated by reserving the same set of nodes and the same number of edges [23].

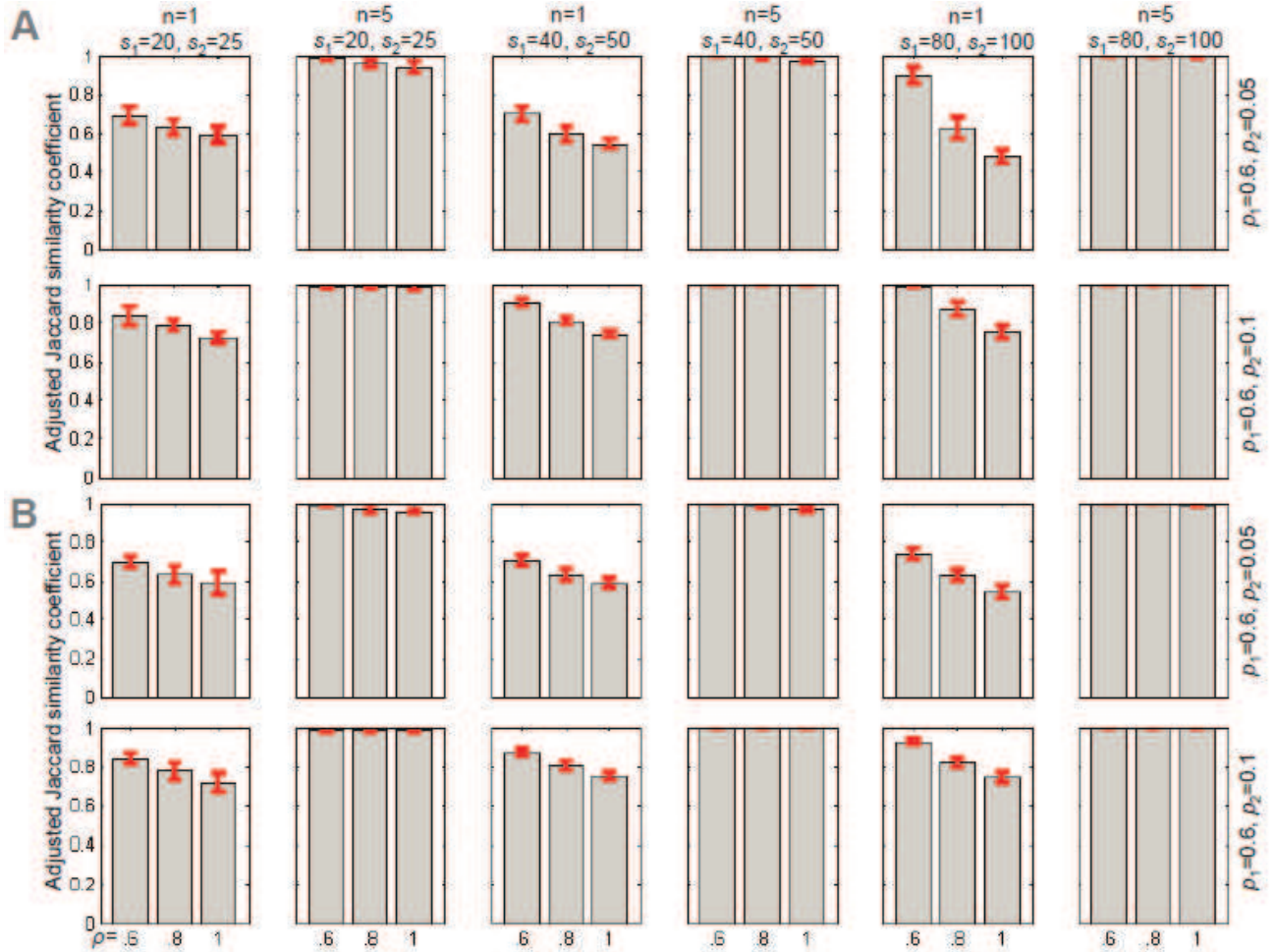


FIG. 2: Tests of local directed modularity optimization on the benchmark via bar plots of adjusted Jaccard similarity coefficient measure. The number of nodes $N = 500$ for (A) and $N = 1000$ for (B) respectively. Two communities of three different sizes were embedded with two different parameter settings p_1 and p_2 . Different parameters ρ and n were tested and shown. Each bar plot corresponds to an average over 20 network realizations.

III. RESULTS

Numerical tests We first test the directed community extraction (DCE) criterion W_S^d maximized by the MCMC algorithm and further compare it to the undirected community extraction (UCE) criterion W_S ignoring the link direction [15], and the generalized directed modularity maximization (DMM) method proposed by Leicht and Newman [5] on simulated directed networks. To compare grouping results against the independent partitions defined by the embedding communities, the adjusted Jaccard similarity coefficient as a measure of agreement is used for assessments. The Jaccard similarity coefficient is defined as the size of the intersection divided by the size of the union of the two sets:

$$J(A, B) = \frac{|A \cap B|}{|A \cup B|}.$$

We simulate a directed network of $n_{12} + n_0$ nodes start-

ing with a set S_{12} of n_{12} densely connected nodes and weakly connected background S_0 of n_0 nodes. Each pair of nodes in S_{12} and S_0 are connected by links independently and uniformly at random with probability p_1 and p_2 . The direction of links within S_{12} and S_0 are assigned at random but for links that fall between a subset S_2 of n_2 nodes in S_{12} and others are assigned directions from S_2 to others. While for links between $S_1(S_{12} \setminus S_2)$ and others are assigned direction at random from others to $S_1(S_{12} \setminus S_2)$ (see Figure 1 for an example).

Given a result of two communities C_i ($i = 1, 2$) generated by a method, we adopted the following definition of adjusted Jaccard similarity coefficient to measure the accuracy in our simulation study:

$$J(S, C) = \max_{i, j \in \{1, 2\}, i \neq j} \frac{1}{2} \left(\frac{S_1 \cap C_i}{S_1 \cup C_i} + \frac{S_2 \cap C_j}{S_2 \cup C_j} \right).$$

It is the degree-normalized maximum of all the possible sums of Jaccard similarity coefficient of two groups of

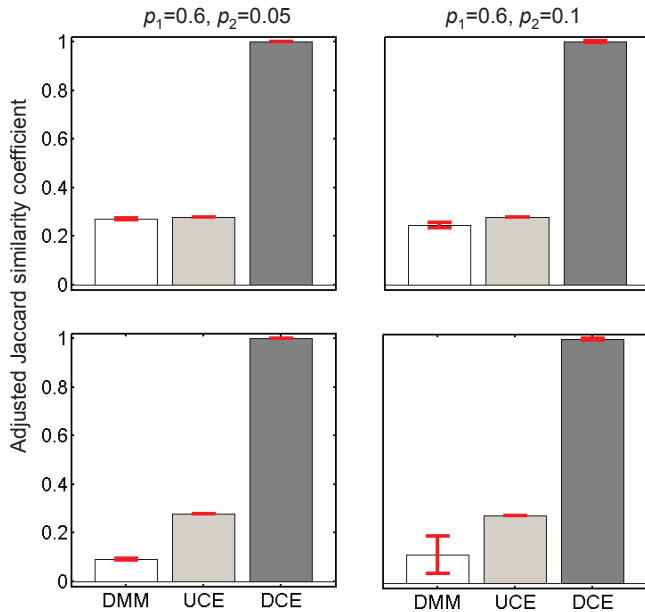


FIG. 3: Comparison of three methods via bar plots of adjusted Jaccard similarity coefficient. The three methods are the directed modularity maximization (DMM), the local undirected community extraction (UCE) method and our method (DCE) in this paper respectively. The number of nodes $N = 500$ for top two subfigures and $N = 1000$ for bottom subfigures. Two communities with sizes of $S_1 = 40$ and $S_2 = 50$ are embedded in the simulated networks. Two types of connections are tested based on p_1 and p_2 . Each bar plot corresponds to 20 network realizations.

local communities. When the measure is equal to 1, it implies that the two true groupings are perfectly identified by the tested method.

We first apply our method onto various networks with different connection characteristics (determined by parameters p_1 and p_2) and test the effect of different criterion parameters (i.e., ρ and n). We extract the first two communities by our method for the calculation of the adjusted Jaccard similarity coefficient. The results clearly depend on parameters p_1 and p_2 of the benchmark, and parameters ρ and n of the proposed directed local modularity criterion W_S^d (Figure 2).

We can see that the results are more accurate with $n = 5$ than those with $n = 1$, indicating that the parameter to control the degree of penalty is helpful. We can also see that the results with $\rho = 0.6$ are better than those with $\rho = 1$, suggesting that the original quantitative function use the number of all complementary nodes of a community is problematic in some cases. In the following, we will choose $\rho = 0.8$ and $n = 5$ for further comparative analysis.

We further compare our method with the other two methods. For a fair comparison, we extract two communities by our method and the undirected local community extraction method respectively, and we partition the net-

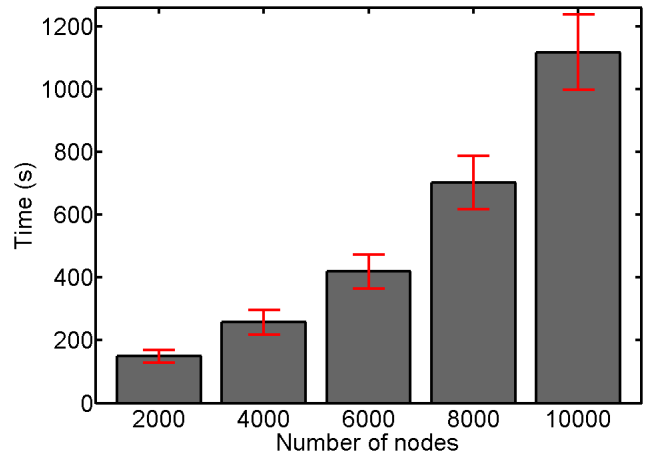


FIG. 4: Testing the running time of our method for one community with respect to the network size from $N = 2000$ to 10000. Each bar corresponds to an average over 20 network realizations.

work into three parts by the directed modularity maximization method to allow one for background nodes (Figure 3). We can clearly see that our method performs the best for all four settings. While undirected community extraction usually merge the two directed communities as one community and extract another “dense” subset as its second community. Directed modularity maximization improves slightly for denser communities, but it tends to add the background nodes to a community, resulting in poor overall adjusted Jaccard similarity coefficient. For large-scale networks, this situation even gets worse due to the resolution limit of modularity-type of methods. Actually, even for small-scale networks with only 50 nodes, we can see that the directed modularity maximization can not identify the embedded communities well (Figure 1b). This is partially because the connectivity within the background, and between it and real communities can affect the (directed) modularity. If we remove the background nodes and links, the directed modularity method can identify the two communities (Figure 1a). All these results show that “local” extraction strategy reduces the effect of background nodes, and improves the performance of “partition” type of community detection methods.

The computational efficiency of the proposed method can also be seen in the simulation study, where we have applied our method onto networks with 10000 nodes. The experimental analysis have shown that our method can scale well (Figure 4).

Real applications We further apply our method onto a directed sporting competition network of US universities in the American football game during the 2005 season which was firstly used by Leicht and Newman recently (Figure 5) [5]. The nodes represent the teams in the ‘Big Ten’ regional competitions or ‘conference’, and the edges link pairs of teams that played one another. The

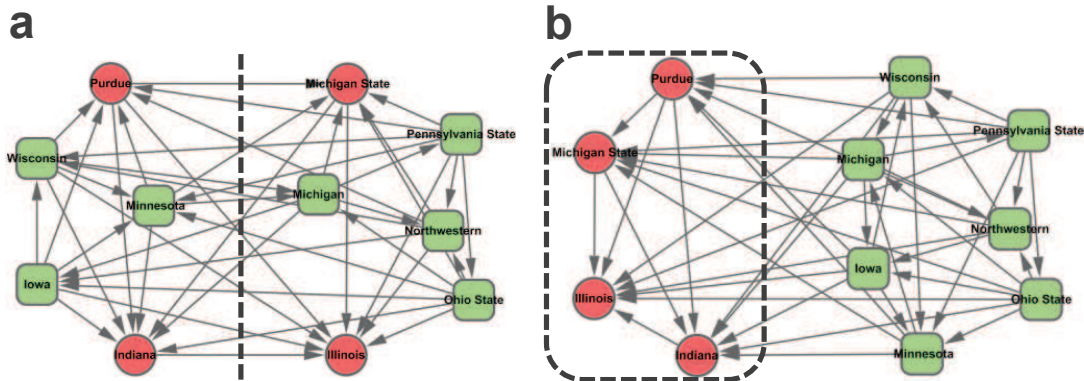


FIG. 5: Community detection in the small football network. Two communities separated by the vertical dashed line are identified by the undirected modularity maximization (a). And the box covered nodes represented the first community extracted by the local directed extraction method (b). The box covered region in (b) represent the community, in which all teams lost a majority of their games.

direction of each edge reflects the win or lose relationship between the two competing teams, i.e., the edges pointing from the winner to the loser of each game. The traditional representation is undirected which may miss important information. Our method and directed modularity maximization method can precisely extract a community including four teams, in which all of them lost a majority of their games. While the undirected community extraction method (UCE) and undirected modularity maximization fail to identify it. They only extract a community with five teams randomly due to the symmetric connectivity property of all nodes. This small network clearly demonstrates that the edge directions play vital roles in forming the community structure of a network.

The small football network represents a regional conference (‘Big ten’ conference) which likely corresponds to a community in the undirected network of the whole country. We next apply our method onto another directed football network of the whole country to show its advantages with $\rho = 1$ and $n = 8$ (Figure 6). We should note that its corresponding undirected version has been comprehensively used as a gold testing system for evaluating the community-detection methods in undirected networks. The football network originally compiled by Girvan and Newman [25] contains the competition relationships of American football games between Division IA colleges during regular season Fall 2000. The node and edge of this network represent every team and every game played between two teams respectively. Meanwhile, the nodes were marked with colors indicating the conferences to which they belong. Note that the assignments to conferences, the node colors, were corrected recently [26]. Here, we label the win and loss relationship between two competing teams in this football network and construct a directed football network to test our method.

Our method has shown very different community structure with the original conferences (or computationally community-detection in its undirected version). We also

have applied DMM to this network which has identified the similar community structure with the DMM on undirected version as previous tested. The DMM fails to capture the directional information. While the DCE method discovers distinct community characteristics (Figure 6). For example, the community 1 consisting of 8 teams, each of which won most of their games with respect to all other teams. We may consider it be a strong group. While community 3 failed most of their games, we may see it as a weak group. This community structural organization format has revealed different properties compared to the original conference organization. This exploration provide more insights into the topological organization and enhance our understanding to the underlying principle of this network.

IV. CONCLUSION

How to describe community structure of directed networks is an open issue in network science. It has attracted many people with broad range of interests of diverse fields including physics, sociology, biology and so on. In this article, we investigate the community structure problem in directed networks from a ‘local’ view. We propose a new framework for recovering the local community structure in directed networks by optimizing a generic criterion via MCMC stochastic search techniques. We further apply it to both simulated and real networks to demonstrate that it is able to recover known local community structure and reveal unexpected local patterns which can not be recovered when ignoring the direction information. The main purpose of this article is to propose the new concept and theoretical framework to analyze the community structure of directed networks which shed lights on the network’s organization and dynamics.

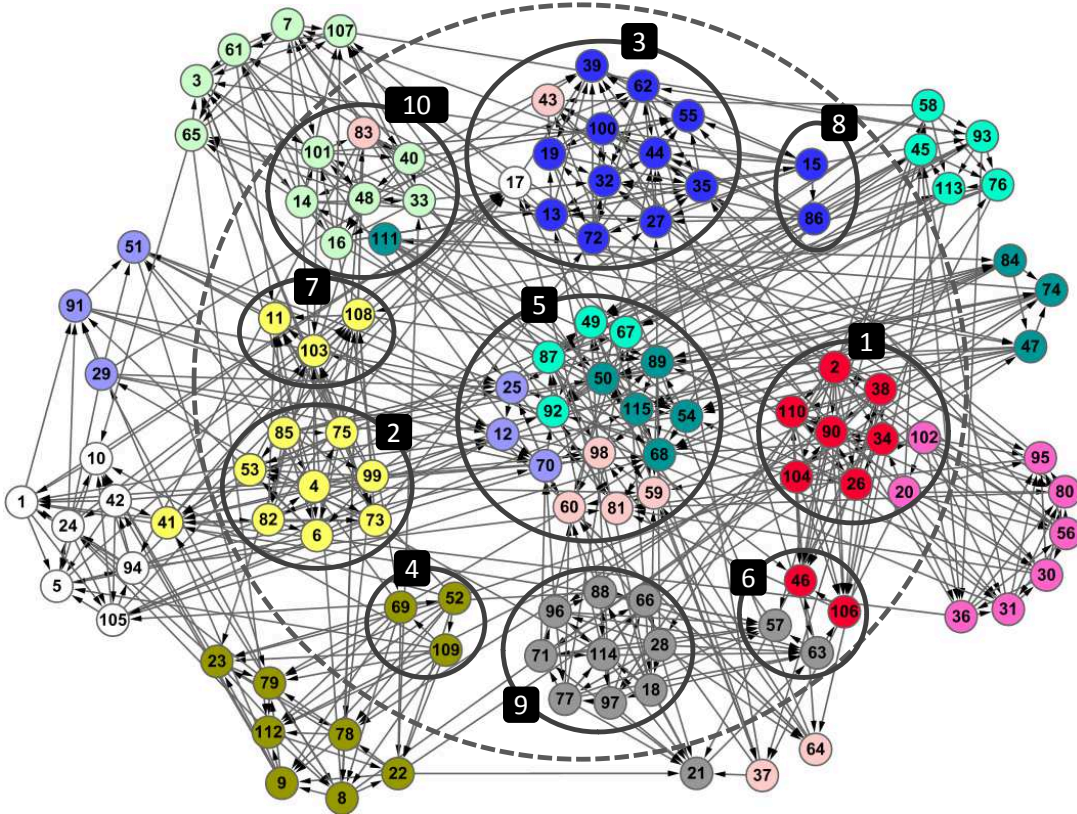


FIG. 6: Community identification in the directed football network by our method. Colors represent the original 11 conferences and 8 independence teams (soft red). The identified local communities were grouped in circles and the corresponding number in the shaded box represent the rank of their scores. We can see that the extracted region represent the community, in which all teams lost or won a majority of their games against all others.

Acknowledgments

This work was supported by the National Natural Science Foundation of China, No. 61379092, 61422309 and 11131009, the Outstanding Young Scientist Pro-

gram of CAS, the Scientific Research Foundation for ROCS, SEM, and the Key Laboratory of Random Complex Structures and Data Science at CAS. The authors thank Professor Mark Newman for providing the source code of directed modularity maximization method.

-
- [1] Newman, M.E.J., The structure and function of complex networks. *SIAM Rev.*, **45**, 167-256 (2003).
- [2] Zhang, S., Jin, G., Zhang, X.S. and Chen, L., Discovering functions and revealing mechanisms at molecular level from biological networks. *Proteomics* **7**, 2856-2869 (2007).
- [3] Fortunato, S., Community detection in graphs. *Phys. Rep.* **486**, 75-174 (2010).
- [4] Guimera, R., Sales-Pardo, M. and Amaral, L.A.N., Module identification in bipartite and directed networks. *Phys. Rev. E* **76**, 036102 (2007).
- [5] Leicht, E.A. and Newman, M.E.J., Community structure in directed networks. *Phys. Rev. Lett.* **100**, 118703 (2008).
- [6] Kim, Y., Son, S.W. and Jeong, H., Link Rank: Finding communities in directed networks. *Phys. Rev. E* **81**, 016103 (2010).
- [7] Foster, J.G., Foster, D.V., Grassberger, P. and Paczuski, M., Edge direction and the structure of networks. *Proc. Natl. Acad. Sci. USA* **107**, 10815-10820 (2010).
- [8] Newman, M.E.J. and Leicht, E., Mixture models and exploratory analysis in networks. *Proc. Natl. Acad. Sci. USA* **104**, 9564-9569 (2007).
- [9] Guimer, R. and Amaral, L.A.N., Functional cartography of complex metabolic networks. *Nature* **438**, 895-900 (2005).
- [10] Rosvall, M. and Bergstrom, C.T., Maps of random walks on complex networks reveal community structure. *Proc. Natl. Acad. Sci. U.S.A.* **105**, 1118-1123 (2007).
- [11] Newman, M.E.J. Detecting community structure in networks. *Eur. Phys. J. B.* **38**, 321-330 (2004).
- [12] Newman, M.E.J., Modularity and community structure

- in networks. Proc. Natl. Acad. Sci. USA **103**, 8577-8582, (2006).
- [13] Fortunato, S. and Barthélemy, M., Resolution limit in community detection. Proc. Natl. Acad. Sci. USA **104**, 36-41 (2007).
- [14] Li, Z., Zhang, S., Wang, R.S., Zhang, X.S. and Chen, L., Quantative function for community detection. Phys. Rev. E **77**, 036109 (2008).
- [15] Zhao, Y., Levina, E. and Zhu, J., Community extraction for social networks. Proc. Natl. Acad. Sci. USA **108**, 7321-7326 (2011).
- [16] Zhang, S., Hu, G. and Min, W., A neurodynamic framework for local community extraction in networks, in preparation (2015).
- [17] Flake, G.M., Lawrence, S., Giles, C.L. and Coetzee, F.M., Self-organization and identification of web communities. IEEE Computer **35**, 66-71 (2002).
- [18] Clauset, A., Finding local community structure in networks. Phys. Rev. E **72**, 026132 (2005).
- [19] Gilks, W., (1998) Markov chain Monte Carlo in practice. Chapman and Hall, London.
- [20] Randall, D., Rapidly mixing Markov chains with applications in computer science and physics. Comput. Sci. Eng. **8**, 30-41 (2006).
- [21] Bansal, V., Halpern, A.L., Axelrod, N. and Bafna, V., An MCMC algorithm for haplotype assembly from whole-genome sequence data. Genome Res. **18**, 1336-1346 (2008).
- [22] Vandin, F., Upfal, E. and Raphael, B.J., De novo Discovery of Mutated Driver Pathways in Cancer. Genome Res. **22**, 375-785 (2011).
- [23] Maslov, S. and Sneppen, K., Specificity and stability in topology of protein networks. Science **296**, 910-913 (2002).
- [24] Muff, S., Rao, F. and Cafilisch, A., Local modularity measure for network clusterizations. Phys. Rev. E **72**, 056107 (2005).
- [25] Girvan, M. and Newman, M.E.J., Community structure in social and biological networks, Proc. Natl. Acad. Sci. USA **99**, 7821-7826 (2002).
- [26] Evans, T.S., Clique graphs and overlapping communities. J. Stat. Mech., P12037 (2010).

(Dated: July 16, 2024)

Abstract

