

Derivation of the Biot-Savart equation from the Nonlinear Schrödinger equation

Miguel D. Bustamante*

*Complex and Adaptive Systems Laboratory,
School of Mathematics and Statistics,
University College Dublin, Belfield, Dublin 4, Ireland*

Sergey Nazarenko†

*Mathematics Institute, The University of Warwick,
Coventry, CV4 7AL, United Kingdom*

(Dated: March 5, 2022)

Abstract

We present a systematic derivation of the Biot-Savart equation from the Nonlinear Schrödinger equation, in the limit when the curvature radius of vortex lines and the inter-vortex distance are much greater than the vortex healing length, or core radius. We derive the Biot-Savart equations in Hamiltonian form with Hamiltonian expressed in terms of vortex lines,

$$H = \frac{\kappa^2}{8\pi} \int_{|\mathbf{s}-\mathbf{s}'|>\xi_*} \frac{d\mathbf{s} \cdot d\mathbf{s}'}{|\mathbf{s}-\mathbf{s}'|},$$

with cut-off length $\xi_* \approx 0.3416293/\sqrt{\rho_0}$, where ρ_0 is the background condensate density far from the vortex lines and κ is the quantum of circulation.

PACS numbers: 67.25.D-, 67.25.dk, 67.30.H-, 47.37.+q

* Corresponding author: Miguel.Bustamante@ucd.ie

† S.V.Nazarenko@warwick.ac.uk

I. INTRODUCTION

Nonlinear Schrödinger (NLS) equation (1) and Biot-Savart equation (8) are the two most popular models for describing superfluid dynamics and turbulence at very low temperature [1–8]. This includes flows in superfluid ^4He and ^3He , as well as atomic Bose-Einstein condensates of alkali gases. It is generally believed that the Biot-Savart equation describes a subset of slow (subsonic) motions of the more general NLS equation. This view is based on the formal ideal-fluid analogy in the NLS model arising from the Madelung transformation, as will be explained below in Section II B. However, to date there has been no rigorous justification for such a correspondence between the Biot-Savart and the NLS equations. The problem is that the zero vortex line radius limit is ill defined for the ideal fluids leading to a divergence of the Biot-Savart integral. To tackle this problem, it is customary to introduce a phenomenological cut-off regularisation of the Biot-Savart integral at a scale that corresponds roughly to the vortex line radius. All efforts to justify this approach rigorously for the ideal fluid dynamics have failed due to a great freedom in possible realisations of the vortex profiles and their temporal variability due to vortex stretching.

Fortunately, the fluid dynamics equations arising from the NLS equation contain an extra term – the so called quantum pressure (see Section II B). It is the quantum pressure term that makes the quantum vortex core “rigid”, i.e. having a fixed universal profile. This fact makes it possible to rigorously derive the Biot-Savart equation from the NLS equation. The present paper is devoted to such a derivation.

II. NONLINEAR SCHRÖDINGER EQUATION

Consider a model described by the 3D defocusing Nonlinear Schrödinger (NLS) equation [9, 10],

$$i\hbar \partial_T \Psi + \frac{\hbar^2}{2M} \nabla_{\mathbf{X}}^2 \Psi + E\Psi - V_0 |\Psi|^2 \Psi = 0,$$

where Ψ is a complex scalar function of a 3D physical space coordinate \mathbf{X} and time T , \hbar is the reduced Planck’s constant, M and E are the mass and single-particle energy of the bosons, and V_0 is the strength of the interaction potential between them. Define dimensionless variables as follows: $\mathbf{x} = \frac{\sqrt{2ME}}{\hbar} \mathbf{X}$, $t = \frac{E}{\hbar} T$ and $\psi = \sqrt{\frac{V_0}{E}} \Psi$. The resulting equation is:

$$i \partial_t \psi + \nabla^2 \psi + \psi - |\psi|^2 \psi = 0. \quad (1)$$

A. Hamiltonian formulation

The NLS equation (1) can be written in Hamiltonian form,

$$i \partial_t \psi = \frac{\delta H}{\delta \psi^*}, \quad (2)$$

with Hamiltonian

$$H = \int \left[|\nabla \psi(\mathbf{x}, t)|^2 + \frac{1}{2} (|\psi(\mathbf{x}, t)|^2 - 1)^2 \right] d\mathbf{x}, \quad (3)$$

which represents the conserved energy of the system.

B. Madelung transformation and fluid framework

The Madelung transformation [6, 11, 12] maps the complex scalar field $\psi(\mathbf{x}, t)$ to two real scalar fields $\rho(\mathbf{x}, t)$ and $\phi(\mathbf{x}, t)$ following the relation $\psi = \sqrt{\rho} e^{i\phi}$. By plugging this substitution into the defocusing NLS equation (1) and separating the real and imaginary parts, one obtains the set of equations

$$\begin{aligned} \frac{\partial \rho}{\partial t} + \nabla \cdot (\rho 2\nabla \phi) &= 0, \\ \frac{\partial \phi}{\partial t} + (\nabla \phi)^2 + \rho - 1 - \frac{\nabla^2 \sqrt{\rho}}{\sqrt{\rho}} &= 0. \end{aligned}$$

It is then straightforward to observe that by setting the vector field $\mathbf{u}(\mathbf{x}, t) = 2\nabla \phi(\mathbf{x}, t)$ the first equation results in a continuity equation for the density field ρ and the second equation a conservation of the momentum associated with the velocity field \mathbf{u} :

$$\begin{aligned} \frac{\partial \rho}{\partial t} + \nabla \cdot (\rho \mathbf{u}) &= 0, \\ \frac{\partial \mathbf{u}}{\partial t} + (\mathbf{u} \cdot \nabla) \mathbf{u} &= -\frac{\nabla \rho^2}{\rho} + \nabla \left(2 \frac{\nabla^2 \sqrt{\rho}}{\sqrt{\rho}} \right). \end{aligned}$$

Thus, we have obtained equations of an inviscid polytropic gas with adiabatic index $\gamma = 2$ (pressure $p = \rho^2$), but with an extra term, called quantum pressure, appearing at the last term in the second equation. The quantum pressure term is negligible if the characteristic scale of motion is much greater than the healing length ξ .

Let us re-express Hamiltonian (3) in terms of the fluid variables:

$$H = \frac{1}{2} \int \left[\frac{1}{2} \rho u^2 + (\rho - 1)^2 + 2|\nabla \sqrt{\rho}|^2 \right] d\mathbf{x}. \quad (4)$$

With the exception of the last term, we see a formal coincidence with the standard expressions for the total energy (up to factor 1/2) of a compressible fluid.

III. QUANTISED VORTICES

Even if the velocity field \mathbf{u} is irrotational, vortices may appear in the system. These are lines of singular vorticity around which the real phase field changes by a multiple of 2π assuring that the complex wave field ψ stays always single-valued. One can measure the circulation along a closed curve C around one of these vortex lines

$$\Gamma = \oint_C \mathbf{u} \cdot d\mathbf{l} = 2 \oint_C \nabla \phi \cdot d\mathbf{l} = 2 \Delta \phi = 4\pi n, \quad \text{with } n \in \mathbb{Z}.$$

The circulation is zero for all contours embracing the regions where the phase is a well-defined differentiable function. However, at points where $\psi = 0$, the phase is undefined and the circulation along contours embracing such points is not zero. The circulation may take only discrete values and the singularities in the vorticity field are called quantum vortices. Moreover, vortices with $n \geq 2$ are unstable: a general smooth change in field ψ leads to splitting of such “multi-charge” vortices into a set of elementary vortices with $n = 1$. Because of the quantised circulation, together with the fact that the fluid has no viscosity, the NLS model has been used to qualitatively describe superfluids.

Let us first consider a single straight vortex solution found by Pitaevskii [10]. For simplicity, let us consider a situation where the density far from vortices asymptotes to $\rho_0 = 1$. The more general case when the density tends to a different constant $\rho_0 > 0$ can then be obtained by a simple rescaling $\psi(\mathbf{x}, t) \rightarrow \sqrt{\rho_0} \psi(\sqrt{\rho_0} \mathbf{x}, t)$. Let us impose that a phase shift of $+2\pi$ exists around the origin for the phase field ϕ and look for a stationary solution. Going into polar coordinates

$$\begin{cases} x = r \cos \theta \\ y = r \sin \theta \end{cases}$$

we consider a solution with $\phi(r, \theta) = \theta$. We will also impose an axial symmetry on the density field, so that the solution has the form

$$\psi_v(r, \theta) = R(r) e^{i\theta}. \quad (5)$$

Plugging this into the NLS equation (1) we get the ordinary differential equation

$$\frac{d^2 R}{dr^2} + \frac{1}{r} \frac{dR}{dr} - \frac{1}{r^2} R + (1 - R^2) R = 0, \quad (6)$$

supplemented with the boundary conditions $R(0) = 0$, $R(\infty) = 1$. One may obtain analytically the behaviour of the function $R(r)$ in the limits of very small and very large radius,

or look for a numerical solution using a shooting method. Another method is to use a Padé approximation [13]. For the present paper, it turns out, the computation of the cut-off length ξ_* (see Section V) requires knowledge of a very accurate solution for $R(r)$ over a wide range of values of r . This rules out Padé approximations (they have significant errors of up to 3.5%) so we are forced to work with high-accuracy numerical solutions and asymptotic solutions at large r . Figure 1 shows a log-linear plot of $R(r)$ obtained by our method as explained in Appendix A. The vortex core has size of the order of the healing length tending rapidly to a constant value far from the origin. The field ψ is smooth everywhere and tends to zero at the origin which can be thought of as a localised topological phase defect.

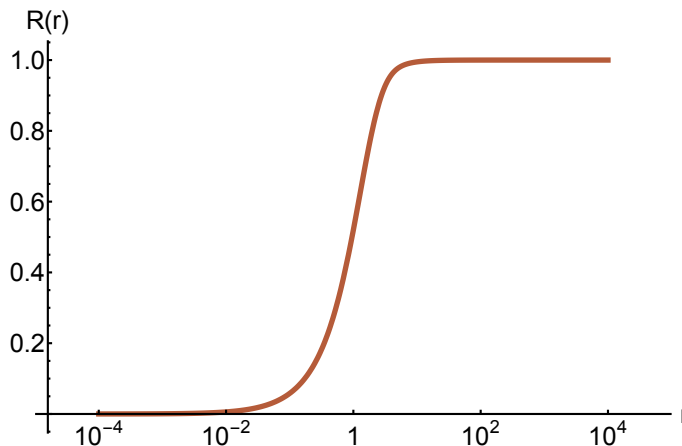


FIG. 1. (Color online) Log-linear plot of the vortex profile $R(r)$, obtained as a piecewise combination between a highly-accurate numerical solution and an asymptotic solution. See Appendix A and Supplemental Material [14] for details.

IV. VORTEX TANGLE AND BIOT-SAVART MODEL

General vortex structure in strong 3D NLS turbulence may be very complex and irregular: it is usually referred as *vortex tangle*. In a wider context, vortex tangle represents a typical realisation of superfluid turbulence at zero temperature, i.e. in liquid Helium 4 or 3.

When the distance between the vortex lines and their curvature radii are much greater than the healing length ξ , the first term in the integral of energy (4), the so-called kinetic energy, is dominant over the second and the third contributions, the internal and the quantum-pressure energies respectively. This is because (provided there is no ambient

sound) the density field deviations from the background density ρ_0 (in our case $\rho_0 = 1$) are bound within small vortex cores of radius $\sim \xi$, whereas the velocity field \mathbf{u} produced by the vortices is de-localised. Thus, the leading order in the Hamiltonian is

$$H = \frac{1}{4} \int \rho u^2 d\mathbf{x}, \quad (7)$$

which is a Hamiltonian of an incompressible fluid (up to factor $1/2$), but with density depletions in the vortex cores which are rigidly fixed to have transverse density distributions of the isolated 2D vortex considered in Section III. (Note for our purposes we will also need to find the main sub-leading order in H).

This suggests that the vortex tangle can be modelled by the Biot-Savart equation, which has been used in the context of the vortex dynamics in incompressible fluids starting with the work of Da Rios [15]:

$$\mathbf{s}_t \equiv \frac{\partial \mathbf{s}}{\partial t} = \frac{\kappa}{4\pi} \int \frac{(\mathbf{s}' - \mathbf{s}) \times d\mathbf{s}'}{|\mathbf{s} - \mathbf{s}'|^3}, \quad (8)$$

where $\mathbf{s} \equiv \mathbf{s}(\zeta, t)$, where $\zeta \in \mathbb{R}$ is a Lagrangian label parametrising the positions of the vortex line elements. Here, κ is the quantum of circulation; in the non-dimensional NLS model considered in this paper we have $\kappa = 4\pi$. The integral is taken along all of the vortex lines, including the one to which the considered vortex element belongs. To prevent logarithmic singularity at $\mathbf{s}' \rightarrow \mathbf{s}$, the integration has a cut-off at the “vortex radius” scale, $\xi_* < |\mathbf{s} - \mathbf{s}'|$, whose value, based on the common sense physical grounds, must be close to the healing length ξ . Such a cut-off has been previously introduced phenomenologically, but later in the present paper we will provide a rigorous justification for this model and will find the value of ξ_* numerically.

Equation (8) can be obtained from the least-action principle

$$\delta S = \int \delta \mathcal{L} dt = 0$$

with Lagrangian [16–18]:

$$\mathcal{L} = \frac{\kappa}{6} \int \mathbf{s}_t \cdot (\mathbf{s} \times d\mathbf{s}) - \mathcal{H}$$

and Hamiltonian

$$\mathcal{H} = \frac{\kappa^2}{16\pi} \int \frac{d\mathbf{s}' \cdot d\mathbf{s}''}{|\mathbf{s}' - \mathbf{s}''|}. \quad (9)$$

Variation of action gives:

$$\delta S = - \int dt \delta \mathbf{s} \cdot \left[\frac{\kappa}{2} \mathbf{s}_t \times \mathbf{s}_\zeta + \frac{\delta \mathcal{H}}{\delta \mathbf{s}} \right] d\zeta = 0.$$

Considering the fact that the parametrisation ζ is arbitrary, the expression in the square brackets must be zero for any vector \mathbf{s}_ζ tangential to \mathbf{s} . The respective Hamiltonian equation is:

$$\frac{\kappa}{2} \mathbf{s}_t \times \mathbf{s}_\zeta = -\frac{\delta \mathcal{H}}{\delta \mathbf{s}}. \quad (10)$$

Taking into account that

$$\frac{\delta \mathcal{H}}{\delta \mathbf{s}} = \frac{\kappa^2}{8\pi} \int \frac{(\mathbf{s}_\zeta \cdot (\mathbf{s} - \mathbf{s}')) d\mathbf{s}' - (\mathbf{s}_\zeta \cdot d\mathbf{s}')(\mathbf{s} - \mathbf{s}')}{|\mathbf{s} - \mathbf{s}'|^3} = \frac{\kappa^2}{8\pi} \int \frac{\mathbf{s}_\zeta \times [(\mathbf{s}' - \mathbf{s}) \times d\mathbf{s}']}{|\mathbf{s} - \mathbf{s}'|^3}$$

and undoing the cross product, we get the Biot-Savart equation (8).

V. DERIVATION OF THE BIOT-SAVART MODEL FROM THE NLS EQUATION

In spite of great popularity of the Biot-Savart model, it has not yet been rigorously obtained or justified in the form formulated here, i.e. with an integration cut-off. In the ideal fluids context, the difficulty is related to the vortex stretching effect, which causes changes in the vortex core radius. The situation may be easier in the NLS model, since the vortex core shape is fixed. However, previous attempts to derive the vortex line evolution in the NLS model have led to significantly more complex equations than equation (8) (see e.g. [19]).

The present paper is devoted to such a derivation of the Biot-Savart model within the NLS model. For this one has to (A) rewrite the NLS equation in the vortex filament form (10), and (B) express the Hamiltonian H in terms of the vortex line configuration $\mathbf{s}(\zeta, t)$. Part (A) was done in [8] in more general settings (forced Ginzburg-Landau equation), and we reproduce it for our NLS case in the Appendix B. On the other hand, part (B) has not been done before to the extent that the cut-off in the Biot-Savart equation (8) and the Hamiltonian (9) would be rigorously justified and calculated, and this will be the main goal of the derivations that follow.

The process of finding the Hamiltonian in terms of the vortex line is done in six steps. The result will be

$$H = \frac{\kappa^2}{16\pi} \int_{|\mathbf{s} - \mathbf{s}'| > \xi_*} \frac{d\mathbf{s} \cdot d\mathbf{s}'}{|\mathbf{s} - \mathbf{s}'|}, \quad (11)$$

where $\xi_* = 0.3416293 \pm 10^{-7}$. The value of the cut-off will be shown to satisfy the following

analytical formula:

$$\xi_* = \frac{1}{2} \exp \left(-\frac{1}{2} - \int_0^\infty \left[\frac{dR(r)}{dr} \right]^2 r dr - \lim_{r \rightarrow \infty} \left[\int_0^r \frac{[R(r')]^2}{r'} dr' - \ln r \right] \right), \quad (12)$$

where $R(r)$ is the vortex profile, solution of equation (6).

Step 1: Obtaining the vortex-line Hamiltonian. This was already done by writing (4). We will assume no sound is present or excited by the moving vortices, which itself requires a justification if one wants to be fully rigorous. However, we expect this to be a difficult task akin to proving the validity of the balanced (wave-free) geophysical motions. Physically, we could say that sound is not generated when the motions of the vortices are strongly subsonic, which is true when they are separated by the distances much greater than their core radii.

Thus, here we will simply postulate Hamiltonian (4) and assume that the density field rigidly follows the vortex cores, so that locally near the cores we have the Pitaevskii vortex profile. In this way, the last two terms in this Hamiltonian will be sub-dominant (after subtracting the constant contribution), but still important because they affect the value of the cut-off length ξ_* .

Step 2: Reformulating the problem in the form of a flow with constant density in the leading order. We do this by introducing a new “velocity” field

$$\mathbf{v} = \sqrt{\frac{\rho}{2}} \mathbf{u}, \quad (13)$$

so that the Hamiltonian is

$$H = H_K + H_0, \quad H_K = \frac{1}{2} \int v^2 d\mathbf{x}, \quad H_0 = \frac{1}{2} \int [(\rho - 1)^2 + 2|\nabla \sqrt{\rho}|^2] d\mathbf{x}, \quad (14)$$

where H_K formally looks like the kinetic energy of incompressible fluid with density equal to one. The terms in H_0 depend on the vortex profile and contribute directly to the value of the cut-off length ξ_* .

For an infinite straight (Pitaevskii) vortex, we have:

$$\mathbf{v} = \frac{\sqrt{2\rho}}{r_\perp} \hat{\boldsymbol{\theta}},$$

where $\hat{\boldsymbol{\theta}}$ is the unit vector in the azimuthal direction and r_{\perp} is the distance to the vortex line.

Taking into account that $\sqrt{\rho/2} \rightarrow \alpha r_{\perp}$, $\alpha = \text{const}$, when the distance to the vortex $r_{\perp} \rightarrow 0$, and that in the vortex $u = 2/r_{\perp}$, we have

$$v \rightarrow 2\alpha, \quad \text{as } r_{\perp} \rightarrow 0. \quad (15)$$

Same relation holds for a more general vortex line when its curvature radius is much greater than the healing length.

We compute H_0 explicitly in the case of the infinite straight vortex. This will be used later on. In terms of the vortex profile $R(r)$ we obtain, per unit length of vortex line,

$$\frac{H_0}{L} = \frac{\kappa^2}{8\pi} \mu_0, \quad (16)$$

where κ is the quantum of circulation, $\kappa = 4\pi$, and

$$\mu_0 \equiv \int_0^\infty \left[\frac{1}{2} ([R(r)]^2 - 1)^2 + \left(\frac{dR(r)}{dr} \right)^2 \right] r dr. \quad (17)$$

These integrals can be split as follows. First [20],

$$\int_0^\infty ([R(r)]^2 - 1)^2 r dr = 1.$$

Second, we obtain numerically

$$\int_0^\infty \left(\frac{dR(r)}{dr} \right)^2 r dr \approx 0.279090913.$$

Therefore

$$\mu_0 \approx 0.779090913.$$

Step 3: Rewriting the Hamiltonian (14) in such a way that the integrand functions are localised within the vortex cores. This can be done at the expense of increasing dimensionality of the integral via performing an integration by parts followed by applying the Helmholtz theorem:

$$H_K = \frac{1}{8\pi} \int \frac{\boldsymbol{\omega}(\mathbf{x}, t) \cdot \boldsymbol{\omega}(\mathbf{x}', t) + \gamma(\mathbf{x}, t) \gamma(\mathbf{x}', t)}{|\mathbf{x} - \mathbf{x}'|} d\mathbf{x} d\mathbf{x}', \quad (18)$$

where $\boldsymbol{\omega}(\mathbf{x}, t)$ is the “ v -vorticity” field: $\boldsymbol{\omega}(\mathbf{x}, t) = \nabla \times \mathbf{v}(\mathbf{x}, t)$, and $\gamma(\mathbf{x}, t)$ is the v -divergence field: $\gamma(\mathbf{x}, t) = \nabla \cdot \mathbf{v}(\mathbf{x}, t)$.

To obtain this formula, we have had to use Helmholtz theorem on a domain that does not include the vortex lines, so that $\mathbf{v}(\mathbf{x}, t)$ satisfies the regularity conditions of the theorem. Now, it is possible to make this domain as close to the vortex lines as we like and show that the contribution of the remaining small vicinity of the vortex is vanishing because the singularity of $\mathbf{v}(\mathbf{x}, t)$ is mild enough. So the integration domain in equation (18) is the full \mathbb{R}^3 .

From here on, we will discard the contribution from the divergence terms $\gamma(\mathbf{x}, t)$, because they are small if the vortex line’s curvature radius is much greater than the healing length.

From (15) we have asymptotics for the vorticity near the vortex centre:

$$\omega = \frac{1}{r_{\perp}} \partial_{r_{\perp}}(r_{\perp} v) \rightarrow \frac{2\alpha}{r_{\perp}}, \quad \text{as } r_{\perp} \rightarrow 0. \quad (19)$$

The vorticity field is strongly localised within the healing length from the vortex centre and rapidly decays at large distances from the centre.

We see that such a v -vorticity is no longer a delta-function distributed on the vortex centre, as it was the case for the original u -vorticity. It is still singular at $r_{\perp} = 0$, but the singularity is mild, and it leads to a non-divergent H —without a cut-off. The latter statement is true because the integral in H is identical to the original convergent integral (7).

Step 4: Splitting the Hamiltonian in terms of local and far regions. This is the key step. We introduce an intermediate length scale a which is in between of the healing length ξ and the curvature of the vortex line ℓ : $\xi \ll a \ll \ell$. We split the integrals in H_K as

$$H_K = H_{>} + H_{<} ,$$

where

$$H_{>} = \frac{1}{8\pi} \int_{|\mathbf{x}-\mathbf{x}'|>a} \frac{\boldsymbol{\omega}(\mathbf{x}, t) \cdot \boldsymbol{\omega}(\mathbf{x}', t)}{|\mathbf{x} - \mathbf{x}'|} d\mathbf{x} d\mathbf{x}'$$

and

$$H_{<} = \frac{1}{8\pi} \int_{|\mathbf{x}-\mathbf{x}'|<a} \frac{\boldsymbol{\omega}(\mathbf{x}, t) \cdot \boldsymbol{\omega}(\mathbf{x}', t)}{|\mathbf{x} - \mathbf{x}'|} d\mathbf{x} d\mathbf{x}' ,$$

so $H_{>}$ and $H_{<}$ are the integrals over the domains $|\mathbf{x} - \mathbf{x}'| > a$ and $|\mathbf{x} - \mathbf{x}'| \leq a$ respectively. Notice that the term H_0 contributes to H with a term that is more in the spirit of $H_{<}$ than $H_{>}$ because the integrand in H_0 is supported in the vicinity of the vortex lines.

Writing $H_>$ in the Biot-Savart form (9) comes cheaply because one can replace $|\mathbf{x} - \mathbf{x}'|$ in the denominator with $|\mathbf{s} - \mathbf{s}'|$, which would be valid up to $O(\xi/a)$ corrections. Then the transverse to the vortex line directions can be integrated out independently for the primed and the un-primed variables, and in the end we have:

$$H_> = \frac{\kappa^2}{16\pi} \int_{|\mathbf{s}-\mathbf{s}'|>a} \frac{d\mathbf{s} \cdot d\mathbf{s}'}{|\mathbf{s} - \mathbf{s}'|}, \quad (20)$$

where κ is the quantum of circulation, $\kappa = 4\pi$. The pre-factor here comes from the fact that the transverse integration of $\boldsymbol{\omega}(\mathbf{x})$ gives the circulation of $\mathbf{v}(\mathbf{x})$, i.e. $2^{3/2}\pi$.

To consider the $H_<$ integral, one can think of the vortex line as locally straight and use local coordinates. Let us consider two planes A and A' transverse to the vortex line and passing through the points \mathbf{x} and \mathbf{x}' respectively. Let us introduce the change of the integration variables $(\mathbf{x}, \mathbf{x}') \rightarrow (s_{\parallel}, \mathbf{r}_{\perp}, s'_{\parallel}, \mathbf{r}'_{\perp})$, where s_{\parallel} and s'_{\parallel} are the lengths along the vortex line to its intersections with planes A and A' ; \mathbf{r}_{\perp} and \mathbf{r}'_{\perp} are the local 2D Cartesian coordinates within A and A' respectively. Taking into account that the contributions to the integral are limited to local regions, $|\mathbf{x} - \mathbf{x}'| \leq a$, the change of variables amounts to a shift and rotation, i.e. its Jacobian is one, up to $O(a/\ell)$ corrections. The integration region is then $|s_{\parallel} - s'_{\parallel}| \leq a$, and we have:

$$H_< = \frac{1}{8\pi} \int_{|s_{\parallel}-s'_{\parallel}|\leq a} \frac{\omega(r_{\perp})\omega(r'_{\perp})}{\sqrt{(s'_{\parallel} - s_{\parallel})^2 + (\mathbf{r}'_{\perp} - \mathbf{r}_{\perp})^2}} ds_{\parallel} d\mathbf{r}_{\perp} ds'_{\parallel} d\mathbf{r}'_{\perp}.$$

After integrating out \mathbf{r}_{\perp} and \mathbf{r}'_{\perp} , the remaining integrand will be a function of $s \equiv |s'_{\parallel} - s_{\parallel}|$ only (this s should not be confused with $|\mathbf{s}|$). Also, up to $O(a/\ell)$ corrections integral H_0 can be replaced with its value obtained for the straight line, equation (16). Combining H_0 and $H_<$, we get

$$H_< + H_0 = \frac{\kappa^2 L}{8\pi} \mu_0 + \frac{\kappa^2}{16\pi} \int_{|s_{\parallel}-s'_{\parallel}|\leq a} f(|s'_{\parallel} - s_{\parallel}|) ds_{\parallel} ds'_{\parallel} = \frac{\kappa^2 L}{8\pi} \left(\mu_0 + \int_0^a f(s) ds \right), \quad (21)$$

where μ_0 is a constant defined in equation (17), L is the total length of the vortex filament, and

$$f(s) \equiv \frac{2}{\kappa^2} \int \frac{\omega(r_{\perp})\omega(r'_{\perp})}{\sqrt{s^2 + (\mathbf{r}'_{\perp} - \mathbf{r}_{\perp})^2}} d\mathbf{r}_{\perp} d\mathbf{r}'_{\perp}.$$

To obtain the latter expression we performed a linear transformation from $(s_{\parallel}, s'_{\parallel})$ to $(s'_{\parallel} - s_{\parallel}, s'_{\parallel} + s_{\parallel})$, with Jacobian equal to 1/2.

Step 5: Defining the effective cut-off analytically and finding the effective Hamiltonian. At this point it is useful to define the function

$$F(a) \equiv \mu_0 + \int_0^a f(s) ds. \quad (22)$$

At large distances, $1 \sim \xi \ll s \lesssim a$, we have $f(s) \approx 1/s$ so that

$$F(a) = \mu_0 + \int_0^a f(s) ds \approx \ln a + \mu_0 + C \equiv \ln(a/\xi_*). \quad (23)$$

This can be considered a definition of the effective cut-off length ξ_* in the Biot-Savart formulation, which is expected to be different from the standard expression $\xi = 1/\sqrt{\rho_0} = 1$ by an order-of-one factor. The task of finding ξ_* numerically is left to the next step. Notice that at $s \rightarrow 0$, function $f(s) = o(1/s)$, so the integral in (23) converges and $F(0) = \mu_0$. In fact, $f(0)$ is finite (≈ 1.122 by numerical estimation).

To obtain a closed formula for the full Hamiltonian, define the function

$$g(s) = sf(s) = \frac{2s}{\kappa^2} \int \frac{\omega(r_\perp)\omega(r'_\perp)}{\sqrt{s^2 + (\mathbf{r}'_\perp - \mathbf{r}_\perp)^2}} d\mathbf{r}_\perp d\mathbf{r}'_\perp, \quad (24)$$

which represents a “smooth cut-off”; $g(0) = 0$, $g(\infty) = 1$ (see figure 2).

From equations (21), (22) we rewrite

$$H_{<} + H_0 = \frac{\kappa^2 L}{8\pi} F(a) = \frac{\kappa^2 L}{8\pi} \int_{\xi_*}^a \frac{ds}{s} = \frac{\kappa^2}{16\pi} \int_{a > |\mathbf{s} - \mathbf{s}'| > \xi_*} \frac{d\mathbf{s} \cdot d\mathbf{s}'}{|\mathbf{s} - \mathbf{s}'|}.$$

Adding this expression to $H_{>}$ given in Eq.(20) we have:

$$H = \frac{\kappa^2 L}{8\pi} \mu_0 + \frac{\kappa^2}{16\pi} \int \frac{g(|\mathbf{s} - \mathbf{s}'|) d\mathbf{s} \cdot d\mathbf{s}'}{|\mathbf{s} - \mathbf{s}'|} = \frac{\kappa^2}{16\pi} \int_{|\mathbf{s} - \mathbf{s}'| > \xi_*} \frac{d\mathbf{s} \cdot d\mathbf{s}'}{|\mathbf{s} - \mathbf{s}'|},$$

which is Eq.(11) we were aiming to derive. This is an asymptotically exact result valid when the vortex line’s curvature radius is much greater than the healing length.

Step 6: Finding the cut-off length ξ_* numerically. To compute $g(s)$, we rewrite (24) in polar coordinates:

$$g(s) = \frac{s}{4\pi} \int \frac{r_\perp r'_\perp \omega(r_\perp) \omega(r'_\perp)}{\sqrt{s^2 + r_\perp'^2 + r_\perp^2 - 2r_\perp r'_\perp \cos \theta}} d\theta dr_\perp dr'_\perp.$$

The angular integration can be performed analytically, leading to an expression for $g(s)$ that is easier to handle numerically. Dropping the ‘perp’ symbols we get:

$$g(s) = \frac{s}{\pi} \int_0^\infty \int_0^\infty r \omega(r) r' \omega(r') \frac{K\left(\frac{4rr'}{(r+r')^2 + s^2}\right)}{\sqrt{(r+r')^2 + s^2}} dr dr',$$

where $K(m)$ is the complete elliptic integral of the first kind. Eqs. (13) and (19) lead to relation $r \omega(r) = \sqrt{2} \frac{dR(r)}{dr}$, where $R(r)$ is the solution of the ODE (6) (in terms of the vortex density we have $R(r) = \sqrt{\rho(r)}$). Thus, we get:

$$g(s) = \frac{2s}{\pi} \int_0^\infty \int_0^\infty \frac{dR(r)}{dr} \frac{dR(r')}{dr'} \frac{K\left(\frac{4rr'}{(r+r')^2+s^2}\right)}{\sqrt{(r+r')^2+s^2}} dr dr'. \quad (25)$$

We will compute this integral numerically using a very accurate numerical solution of equation (6) for $R(r)$, combined with an asymptotic solution valid for large r , so that the error incurred in solving equation (6) is kept uniformly below 5×10^{-10} (see Appendix A). Replacing the corresponding expression for $\frac{dR(r)}{dr}$ into (25), the resulting 2D integral is computed numerically for several values of s . The partial result is plotted in figure 2.

To obtain the effective cut-off length ξ_* we need to integrate numerically $f(s)$ ($= g(s)/s$) over the range $s \in (0, a)$, thus obtaining $F(a)$ ($= \mu_0 + \int_0^a f(s)ds$), and compare the result with Eq.(23). The numerical computation of μ_0 is done accurately using the profile $R(r)$ and the result is $\mu_0 \approx 0.779090913$. Figure 3 shows the results of numerically integrating $f(s)$ in segments, using *Mathematica*'s global adaptive method with accuracy and precision goals of 10^{-10} each. The blue dots represent the values of $\int_0^a f(s)ds$ obtained numerically. The red straight oblique line corresponds to the fit $\int_0^a f(s)ds \approx \log(a) + C$ which is good in the asymptotic regime $a \gg 1$ (we went up to $a > 10^9$ to verify the asymptote). By looking at figure 3, the value $\exp(-C)$ is by definition the value of a at which the horizontal line and the red straight oblique line intersect. Combined with the numerical value of μ_0 , the fit gives the following accurate estimation for the cut-off length:

$$\xi_* = \exp(-\mu_0 - C) = 0.3416293 \pm 10^{-7}. \quad (26)$$

This result can be immediately generalised to the case $\rho_0 \neq 1$:

$$\xi_* \approx 0.3416293 / \sqrt{\rho_0}. \quad (27)$$

Finally, in Appendix C we derive the analytical formula (12) that allows us to bypass the numerical fitting procedure. Using the accurate numerical solution for $R(r)$ on formula (12) yields the same value for ξ_* as in equation (27) above.

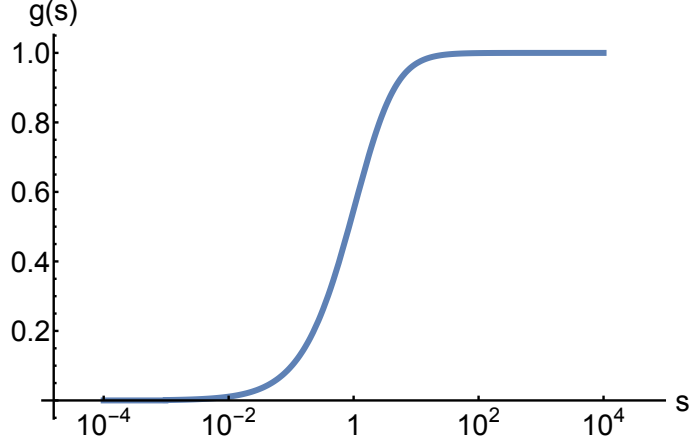


FIG. 2. (Color online) Plot of numerical solution of function $g(s)$ defined in equation (25).

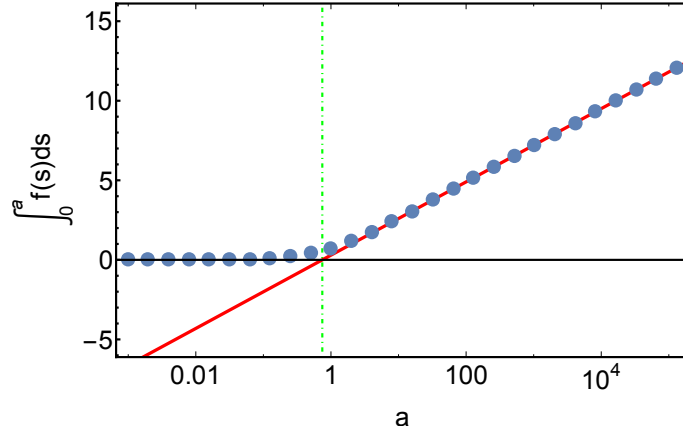


FIG. 3. (Color online) Blue filled circles: Numerical computation (in segments) of the integral $\int_0^a f(s)ds$. The red oblique straight line corresponds to the fit $\int_0^a f(s)ds \approx \ln(a) + C$. The green vertical dot-dashed line corresponds to $a = \exp(-C)$.

VI. CONCLUSIONS

In this paper, for the first time, we have rigorously derived the Biot-Savart equation (11) with cut-off (12) from the 3D defocusing NLS equation (1). For this we assumed that the vortex line curvature and the inter-vortex distance are much greater than the healing length. This setup corresponds to a very subsonic motion of the vortex lines, such that the density far from the vortices tends to a constant value ρ_0 . Correspondingly, we assumed that the core is rigid and has a fixed angle-independent profile. This is justified from the fact that all angle-dependent modes quickly dissipate via sound radiation [20]. Non-circular corrections

to the core shape arising from curvature (e.g. for a vortex ring) are small and can be ignored in our derivations.

We have found an accurate numerical value for the cut-off length, $\xi_* \approx 0.3416293/\sqrt{\rho_0}$. This value agrees with the common sense suggestion that it must be of the order of the healing length $\xi = 1/\sqrt{\rho_0}$. However, the numerical coefficient shows an approximately threefold difference between these two quantities, which may introduce significant corrections to previous estimates of, e.g., the critical velocity for the vortex formation in a superfluid flow past an obstacle, critical distance for the vortex line reconnection process, speed of vortex rings, etc.

It is important to understand that the NLS model provides us with a significant advantage with respect to the ideal fluid model described by the Euler equation: the vortex profile is fixed in the former but not in the latter. As a result, the Biot-Savart equation would be much harder to derive from the Euler equation, and it would be unrealistic to expect that the result would be in a simple form as in Eq.(11) with a fixed cut-off length. However, it would be interesting to explore possible justifications of the Biot-Savart model extension with a variable cut-off length physically corresponding to variability of the vortex radius due to the vortex stretching process.

In the future, it would be interesting to conduct a comparative numerical study of the Biot-Savart and the NLS models for various physical examples, including propagating and colliding vortex rings, Kelvin waves on vortex lines and reconnection of vortex lines. In particular, it would be interesting to see at what stage and under which conditions the Biot-Savart approach fails due to, e.g., close approach of different vortex lines to each other, appearance of regions with high curvature or loss of energy to acoustic waves.

VII. ACKNOWLEDGMENTS

MDB acknowledges support from Science Foundation Ireland (SFI) under Grant Number 12/IP/1491.

Appendix A: Accurate solution of vortex profile $R(r)$

We implemented a very accurate shooting method to obtain $R(r)$ numerically between $r = r_0 = \exp(-50) \approx 10^{-21}$ and $r = 20$. The method uses *Mathematica*'s stiffness switching solver with working precision of 22 digits and accuracy and precision goals of 10^{-22} each. As a result, the absolute point-wise errors in solving equation (6) is kept below 10^{-13} for all r in the range $10^{-21} < r < 10^{-4}$, and below 10^{-17} in the range $10^{-4} < r < 20$. The optimal value of derivative at r_0 is found to be

$$\left[\frac{dR}{dr} \right]_{r=r_0} = 0.5831894958603292791791737551.$$

It turns out that this numerical solution cannot be continued much beyond $r = 20$ without significant loss of accuracy. In order to continue the solution to higher values of r , we devised an asymptotic method. This method consists of the transformation

$$R(r) = \exp(-Z(1/r^2)),$$

which leads to the ODE

$$4q^2 Z''(q) - 4q^2 Z'(q)^2 + 4q Z'(q) - \frac{1 - e^{-2Z(q)}}{q} + 1 = 0.$$

This ODE is solved near $q = 0$ in power series

$$Z(q) = \sum_{j=1}^N c_j q^j,$$

leading to an asymptotic solution that does not converge, but can be truncated so that the error in solving equation (6) is kept as small as desired for r large enough. In practice we found that $N = 13$ is a good compromise. The coefficients c_1, c_2, \dots, c_{13} are, explicitly:

$$\begin{aligned} & \frac{1}{2}, \frac{5}{4}, \frac{32}{3}, \frac{1589}{8}, \frac{64981}{10}, \frac{989939}{3}, \frac{168211250}{7}, \frac{38006710085}{16}, \frac{5510235057787}{18}, \\ & \frac{199454257136329}{4}, \frac{110192683498843556}{11}, \frac{14600012068277445755}{6}, \frac{9139380150115822460510}{13}. \end{aligned}$$

Next, we patch this asymptotic series with the previous numerical solution by finding the intersection of the two functions. They intersect at

$$r_{\text{trans}} = 15.5752238612175596563309,$$

which defines a piecewise continuous solution at the transition point r_{trans} . The jump in the derivative of this piecewise function is found to be reasonably small. In absolute terms,

$$\left| \left[\frac{dR}{dr} \right]_{r=r_{\text{trans}}^+} - \left[\frac{dR}{dr} \right]_{r=r_{\text{trans}}^-} \right| < 2 \times 10^{-15},$$

while in relative terms,

$$\left| \left[\frac{dR}{dr} \right]_{r=r_{\text{trans}}^+} - \left[\frac{dR}{dr} \right]_{r=r_{\text{trans}}^-} \right| < 5 \times 10^{-12} \left[\frac{dR}{dr} \right]_{r=r_{\text{trans}}^+}.$$

These errors are mostly due to the asymptotic solution's error in solving equation (6), which is of order 2×10^{-10} at the transition point $r = r_{\text{trans}}$ and rapidly decreases below 10^{-13} for $r > 21$.

Details of the implementation of this accurate piecewise solution are found in the Supplemental Material [14].

Appendix B: Hamiltonian equations in terms of vortex lines

Below, we reproduce derivations of Nemirovskii [8] simplifying them as appropriate for the NLS model (1). Consistently with what we assumed when deriving H , we will consider highly subsonic motions of the vortex lines which occur when their curvature radius and mutual separations remain much greater than the healing length ξ . In this case one can neglect the acoustic waves and assume that function $\psi(\mathbf{x}, t)$ is fully determined by the vortex line configuration $\mathbf{s}(\zeta, t)$:

$$\psi(\mathbf{x}, t) \equiv \psi(\mathbf{x}|\mathbf{s}(\zeta, t)).$$

In particular, the time dependence in $\psi(\mathbf{x}, t)$ appears only implicitly via $\mathbf{s}(\zeta, t)$ so that

$$\partial_t \psi(\mathbf{x}, t) = \int \frac{\delta \psi(\mathbf{x}|\mathbf{s}(\zeta, t))}{\delta \mathbf{s}(\zeta', t)} \cdot \mathbf{s}_t(\zeta', t) d\zeta'. \quad (\text{B1})$$

Let us multiply equation (2) by $\delta \psi(\mathbf{x}|\mathbf{s}(\zeta, t))/\delta \mathbf{s}(\zeta_0, t)$ add its complex conjugate and integrate over the 3D physical space:

$$i \int \partial_t \psi(\mathbf{x}, t) \frac{\delta \psi^*}{\delta \mathbf{s}(\zeta_0, t)} d\mathbf{x} + c.c. = \int \left(\frac{\delta H}{\delta \psi^*} \frac{\delta \psi^*}{\delta \mathbf{s}(\zeta_0, t)} + \frac{\delta H}{\delta \psi} \frac{\delta \psi}{\delta \mathbf{s}(\zeta_0, t)} \right) d\mathbf{x} \equiv \frac{\delta H}{\delta \mathbf{s}(\zeta_0, t)}. \quad (\text{B2})$$

Dominant contribution to the integral on the LHS of this equation comes from a small vicinity of the vortex line, where locally ψ behaves as the Pitaevskii vortex (5), i.e.

$$\psi(\mathbf{x}|\mathbf{s}(\zeta, t)) \approx \psi_v(\mathbf{x}_\perp) \equiv \psi_v(\mathbf{s}(\zeta_\perp, t) - \mathbf{x}),$$

where ζ_\perp corresponds to the point on the vortex line which is closest to \mathbf{x} . Then we can write

$$\frac{\delta\psi(\mathbf{x}|\mathbf{s}(\zeta, t))}{\delta\mathbf{s}(\zeta', t)} = \nabla_\perp\psi_v(\mathbf{x}'_\perp)\delta(\zeta' - \zeta_\perp).$$

Using this in the LHS of (B2) and its conjugate version in (B1), and integrating over $dx_\parallel = |\mathbf{s}_\zeta(\zeta_0, t)|d\zeta_\perp$ and over ζ' using the delta-functions, the LHS of (B2) becomes:

$$i|\mathbf{s}_\zeta(\zeta_0, t)| \int (\mathbf{s}_t(\zeta_0, t) \cdot \nabla_\perp\psi_v(\mathbf{x}_\perp)) \nabla_\perp\psi_v^*(\mathbf{x}_\perp) d\mathbf{x}_\perp + c.c.$$

Using the vector triple product formula, we have:

$$i(\mathbf{s}_t(\zeta_0, t) \cdot \nabla_\perp\psi_v(\mathbf{x}_\perp)) \nabla_\perp\psi_v^*(\mathbf{x}_\perp) + c.c. = i\mathbf{s}_t(\zeta_0, t) \times (\nabla_\perp\psi_v^*(\mathbf{x}_\perp) \times \nabla_\perp\psi_v(\mathbf{x}_\perp))$$

Substituting (5), we have

$$\nabla_\perp\psi_v^*(\mathbf{x}_\perp) \times \nabla_\perp\psi_v(\mathbf{x}_\perp) = 2i \frac{R(x_\perp)R'(x_\perp)}{x_\perp} \hat{\mathbf{t}},$$

where the prime here means derivative, $x_\perp = |\mathbf{x}_\perp|$ and $\hat{\mathbf{t}} = \frac{\mathbf{s}_\zeta(\zeta_0, t)}{|\mathbf{s}_\zeta(\zeta_0, t)|}$ is a unit vector tangential to the vortex line. We have taken into account that $\nabla_\perp\theta = \hat{\boldsymbol{\theta}}/x_\perp$, where $\hat{\boldsymbol{\theta}}$ is a unit vector in the azimuthal direction.

Thus, the LHS of (B2) becomes

$$-|\mathbf{s}_\zeta(\zeta_0, t)|(\mathbf{s}_t(\zeta_0, t) \times \hat{\mathbf{t}}) \int_0^\infty 2 \frac{R(x_\perp)R'(x_\perp)}{x_\perp} 2\pi x_\perp dx_\perp = -2\pi(\mathbf{s}_t(\zeta_0, t) \times \mathbf{s}_\zeta(\zeta_0, t)),$$

where we used the boundary conditions $R(0) = 0, R(\infty) = 1$. Using this in (B2), we finally obtain (10).

Appendix C: Analytical expression of the cut-off length ξ_* in terms of the vortex profile $R(r)$

Based on the definition of ξ_* , we have:

$$\ln(1/\xi_*) = \mu_0 + \lim_{a \rightarrow \infty} \left[\int_0^a f(s) ds - \ln(a) \right].$$

Using equation (25) and definition $f(s) = g(s)/s$ we get:

$$\ln(1/\xi_*) = \mu_0 + \lim_{a \rightarrow \infty} \int_0^\infty \int_0^\infty \frac{dR(r)}{dr} \frac{dR(r')}{dr'} \left[\frac{2}{\pi} \int_0^a \frac{K\left(\frac{4rr'}{(r+r')^2 + s^2}\right)}{\sqrt{(r+r')^2 + s^2}} ds - \ln(a) \right] dr dr', \quad (\text{C1})$$

where we have used $\int_0^\infty \frac{dR(r)}{dr} dr = 1$. Notice that it is known how to compute integrals of the form

$$\int_0^\infty \frac{K\left(\frac{4rr'}{(r+r')^2+s^2}\right)}{\sqrt{(r+r')^2+s^2}} s^{-\nu} ds,$$

after appropriate transformations that lead to tabulated integrals such as the ones found in [21]. The integral is finite for $1/2 > \nu > 0$ and has a simple pole at $\nu = 0$. Therefore we can regularise the integral over s in equation (C1) by introducing a factor $s^{-\nu}$. To keep the integral dimensionless, we choose the following dimensionless regularising factor: $\left(\frac{s}{r+r'}\right)^{-\nu}$. One can then interchange the limits $a \rightarrow \infty$ and $\nu \rightarrow 0$, provided we can cancel the pole at $\nu = 0$ using a regularisation of the term $\ln(a)$. The latter can be regularised as follows:

$$\ln(a) = \lim_{\nu \rightarrow 0^+} \left(\ln\left(\frac{r+r'}{2}\right) + \int_0^a \left(\frac{s}{r+r'}\right)^{-p\nu} \frac{1}{\sqrt{(r+r')^2+s^2}} ds \right),$$

where p is a positive number, to be chosen in order to achieve the above-mentioned cancellation of the pole at $\nu = 0$. To achieve a more familiar presentation of the integral involving the complete elliptic function K , we perform a standard transformation to obtain:

$$\begin{aligned} \ln(1/\xi_*) = \mu_0 + \lim_{a \rightarrow \infty} \lim_{\nu \rightarrow 0^+} \int_0^\infty \int_0^\infty \frac{dR(r)}{dr} \frac{dR(r')}{dr'} & \left[\frac{2}{\pi} \int_0^{\left(1+\frac{(r+r')^2}{a^2}\right)^{-\frac{1}{2}}} K\left(\frac{4rr'}{(r+r')^2(1-k^2)}\right) \frac{k^{-2\nu} dk}{(1-k^2)^{1-\nu}} \right. \\ & \left. - \ln\left(\frac{r+r'}{2}\right) - \int_0^a \left(\frac{s}{r+r'}\right)^{-p\nu} \frac{1}{\sqrt{(r+r')^2+s^2}} ds \right] dr dr'. \end{aligned}$$

We now interchange the limits, obtaining first

$$\begin{aligned} \ln(1/\xi_*) = \mu_0 + \lim_{\nu \rightarrow 0^+} \int_0^\infty \int_0^\infty \frac{dR(r)}{dr} \frac{dR(r')}{dr'} & \left[\frac{2}{\pi} \int_0^1 K\left(\frac{4rr'}{(r+r')^2(1-k^2)}\right) \frac{k^{-2\nu} dk}{(1-k^2)^{1-\nu}} - \ln\left(\frac{r+r'}{2}\right) \right. \\ & \left. - \int_0^\infty \left(\frac{s}{r+r'}\right)^{-p\nu} \frac{1}{\sqrt{(r+r')^2+s^2}} ds \right] dr dr'. \quad (C2) \end{aligned}$$

The integral involving the elliptic function is now in standard form, tabulated in [21], Eqs.(4) and (1.a.4), with the result

$$\frac{2}{\pi} \int_0^1 K\left(\frac{4rr'}{(r+r')^2(1-k^2)}\right) \frac{k^{-2\nu} dk}{(1-k^2)^{1-\nu}} = \frac{\sqrt{\pi}}{2 \cos \nu \pi} \frac{\Gamma(\nu)}{\Gamma(\nu+1/2)} {}_2F_1\left(\frac{1}{2}, \nu; 1; \frac{4rr'}{(r+r')^2}\right),$$

where ${}_2F_1$ is the hypergeometric function. As for the remaining integral, it amounts to

$$\int_0^\infty \left(\frac{s}{r+r'}\right)^{-p\nu} \frac{1}{\sqrt{(r+r')^2+s^2}} ds = \frac{\Gamma(p\nu/2) \Gamma(1/2 - p\nu/2)}{2\sqrt{\pi}}.$$

We see how the two integrals present simple poles at $\nu = 0$ coming from the Gamma functions. Going back to Eq.(C2), we perform a Laurent expansion on the terms in the square brackets, obtaining

$$\ln(1/\xi_*) = \mu_0 + \lim_{\nu \rightarrow 0^+} \int_0^\infty \int_0^\infty \frac{dR(r)}{dr} \frac{dR(r')}{dr'} \left[\frac{p-2}{2p\nu} + \frac{1}{2} \frac{\partial}{\partial z} \left\{ {}_2F_1 \left(\frac{1}{2}, z; 1; \frac{4rr'}{(r+r')^2} \right) \right\}_{z=0} - \ln \left(\frac{r+r'}{2} \right) + \mathcal{O}(\nu) \right] dr dr'.$$

We see that in order to cancel the pole we need to choose $p = 2$. Notice that the $\mathcal{O}(1)$ -term that survives the limit does not depend on p , which indicates that the method is consistent. Therefore we obtain

$$\ln(1/\xi_*) = \mu_0 + \int_0^\infty \int_0^\infty \frac{dR(r)}{dr} \frac{dR(r')}{dr'} \left[\frac{1}{2} \frac{\partial}{\partial z} \left\{ {}_2F_1 \left(\frac{1}{2}, z; 1; \frac{4rr'}{(r+r')^2} \right) \right\}_{z=0} - \ln \left(\frac{r+r'}{2} \right) \right] dr dr'.$$

A remarkable relation allows us to simplify this: the term in square brackets above is equal to $-\ln(\max(r, r')) + \ln 2$. Also, replacing μ_0 by its definition, equation (17), we get

$$\ln(1/\xi_*) = \frac{1}{2} + \ln 2 + \int_0^\infty \left[\frac{dR(r)}{dr} \right]^2 r dr - \int_0^\infty \int_0^\infty \frac{dR(r)}{dr} \frac{dR(r')}{dr'} \ln(\max(r, r')) dr dr'.$$

The latter double integral can be transformed to a single integral using integration by parts,

$$\ln(1/\xi_*) = \frac{1}{2} + \ln 2 + \int_0^\infty \left[\frac{dR(r)}{dr} \right]^2 r dr + \lim_{r \rightarrow \infty} \left[\int_0^r \frac{[R(r')]^2}{r'} dr' - \ln r \right],$$

which is the analytical formula (12) we have aimed to prove. A numerical application of this formula using *Mathematica* gives the same result as the previous fitting method, Eq.(26), namely $\xi_* = 0.3416293 \pm 10^{-7}$, which validates both the numerical methods and the analytical formula.

-
- [1] C. F. Barenghi, R. J. Donnelly, and W. Vinen, *Quantized vortex dynamics and superfluid turbulence*, Vol. 571 (Springer, 2001).
 - [2] J. Koplik and H. Levine, Phys. Rev. Lett. **71**, 1375 (1993).
 - [3] M. Tsubota, T. Araki, and S. K. Nemirovskii, Phys. Rev. B **62**, 11751 (2000).
 - [4] T. Araki, M. Tsubota, and S. K. Nemirovskii, Phys. Rev. Lett. **89**, 145301 (2002).
 - [5] C. Nore, M. Abid, and M. E. Brachet, Phys. Rev. Lett. **78**, 3896 (1997).
 - [6] C. Nore, M. Abid, and M. Brachet, Physics of Fluids **9**, 2644 (1997).

- [7] S. K. Nemirovskii, Physics Reports **524**, 85 (2013).
- [8] S. Nemirovskii, Theoretical and Mathematical Physics **141**, 1452 (2004).
- [9] E. P. Gross, Il Nuovo Cimento Series 10 **20**, 454 (1961).
- [10] L. Pitaevskii, Sov. Phys. JETP **13**, 451 (1961).
- [11] E. Madelung, *Die mathematischen Hilfsmittel des Physikers* (Springer-Verlag, Berlin, 1957).
- [12] E. A. Spiegel, Physica D: Nonlinear Phenomena **1**, 236 (1980).
- [13] N. Berloff, Journal of Physics A: Mathematical and General **37**, 1617 (2004).
- [14] See adjunct Supplemental Material for (1) the numerical solution for Pitaevskii vortex profile $R(r)$, and (2) application of this solution to compute the cut-off length ξ_* and other integrals.
- [15] L. Da Rios, Rendiconti del Circolo Matematico di Palermo **22**, 117 (1906).
- [16] M. Rasetti and T. Regge, Physica A: Statistical Mechanics and its Applications **80**, 217 (1975).
- [17] E. A. Kuznetsov and V. P. Ruban, Phys. Rev. E **61**, 831 (2000).
- [18] D. D. Holm and S. N. Stechmann, arXiv preprint nlin/0409040 (2004).
- [19] L. M. Pismen, *Vortices in nonlinear fields: From liquid crystals to superfluids, from non-equilibrium patterns to cosmic strings* (Clarendon Press Oxford, 1999).
- [20] P. H. Roberts, Proceedings of the Royal Society of London A: Mathematical, Physical and Engineering Sciences **459**, 597 (2003).
- [21] D. Cvijovic and J. Klinowski, Journal of Computational and Applied Mathematics **106**, 169 (1999).