

Wiedemann-Franz law for magnon transport

Kouki Nakata,¹ Pascal Simon,² and Daniel Loss¹

¹*Department of Physics, University of Basel, Klingelbergstrasse 82, CH-4056 Basel, Switzerland*

²*Laboratoire de Physique des Solides, CNRS UMR-8502, Université Paris Sud, 91405 Orsay Cedex, France*

(Dated: April 5, 2024)

One of the main goals of spintronics is to improve transport of information carriers and to achieve new functionalities with ultra-low dissipation. A most promising strategy for this holy grail is to use pure magnon currents created and transported in insulating magnets, in the complete absence of any conducting metallic elements. Here we propose a realistic solution to this fundamental challenge by analyzing magnon and heat transport in insulating ferromagnetic junctions. We calculate all transport coefficients for magnon transport and establish Onsager relations between them. We theoretically discover that magnon transport in junctions has a universal behavior, *i.e.* is independent of material parameters, and establish a magnon analog of the celebrated Wiedemann-Franz law which governs charge transport at low temperatures. We calculate the Seebeck and Peltier coefficients which are crucial quantities for spin caloritronics and demonstrate that they assume universal values in the low temperature limit. Finally, we show that our predictions are within experimental reach with current device and measurement technologies.

PACS numbers: 75.30.Ds, 72.25.Mk, 85.75.-d

I. INTRODUCTION

The study of thermoelectric properties of materials started more than two centuries ago and has been receiving recently enormous attention motivated by the search of low-power consumption technologies. One of the key ingredients in thermoelectrics is the Seebeck effect which refers to the generation of a voltage across the system under study when a thermal gradient is externally applied to it. Conversely, the Peltier effect is traditionally associated with the generation of a heat flow when an electric current is driven across the system. Despite the fact that most studies focus on electric conductors, these fundamental concepts also extend to spin degrees of freedom and are at the heart of the emerging field of spin caloritronics which focuses on the interaction of spins with heat currents¹⁻⁴.

A very promising strategy to look for low-dissipation spintronics devices is to use pure magnon currents⁵ which are collective low-energy excitations created and transported in insulating magnets, therefore in the complete absence of any conducting metallic elements^{6,7}.

It was indeed shown that the magnetic insulator $\text{Y}_3\text{Fe}_5\text{O}_{12}$ (YIG) can convert a heat flow into a spin voltage⁸ which was detected by attaching a Pt thin film to YIG and using the inverse spin Hall effect⁹ to convert spin-wave currents into electric currents¹⁰. Such an observation has a natural interpretation in terms of the spin Seebeck effect (SSE)¹¹ for magnetic insulators. In such materials, the SSE was shown¹²⁻¹⁴ to be driven by magnons only which are the low-energy collective magnetic excitation of spins. The Onsager reciprocal effect¹⁵, the spin Peltier effect (SPE) corresponding to the generation of a magnon heat current by a spin current, has also been recently observed experimentally¹⁶.

In this paper, we analyze magnon and heat currents

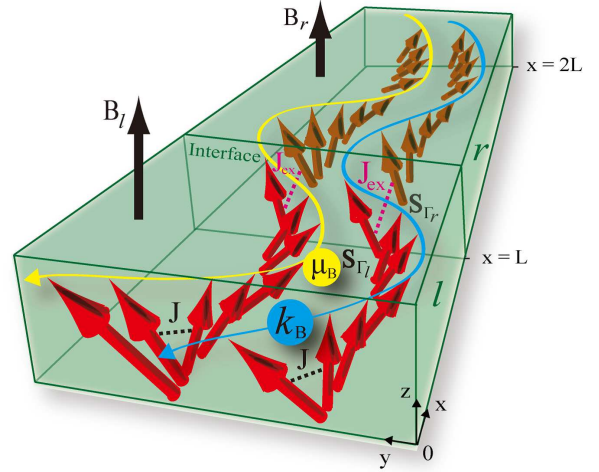


FIG. 1: (Color online) Schematic representation of the ferromagnetic insulating junction. Magnons, *i.e.*, the quanta of spin-waves, carry magnetic momentum μ_B and heat k_B . Those thermomagnetic transport properties are described by the WF law [Eq. (7)]. The exchange interaction between the nearest neighbor spins in each FI (whose width is L) is J and the magnetic field in the left (right) FI along the z -axis is denoted by $B_{l(r)}$. The time reversal symmetry is broken by the ferromagnetic order and the magnetic field. The boundary spins \mathbf{S}_{Γ_l} in the left FI and \mathbf{S}_{Γ_r} in the right FI are relevant to the transport of such magnons and they are weakly exchange-coupled with the strength $J_{\text{ex}} (\ll J)$.

induced by magnetic field and temperature differences in insulating ferromagnetic junctions as depicted in Fig. 1. We calculate all transport coefficients for magnon transport and establish Onsager relations between them. We predict some universal thermomagnetic relations for magnon transport in ferromagnetic junctions and estab-

lish a magnon analog of the Wiedemann-Franz (WF) law¹⁷ which is known to govern charge transport at low temperatures^{18,19}. With respect to the SSE or SPE, we demonstrate that the magnon Seebeck and Peltier coefficients behave universally in the low temperature limit. We also show that these features are extremely robust with respect to multi-magnon effects. However, we find that magnon-magnon interactions can give rise to deviations from the Onsager reciprocity relation between the magnon Seebeck and Peltier coefficients. Such a mechanism may offer an explanation for recent experiments by Dejene *et al.*²⁰ where deviations from the Onsager relation between the spin Seebeck and Peltier coefficients were observed.

The paper is organized as follows. In Sec. II we introduce the model system for a ferromagnetic junction. In Sec. III we describe the magnon transport in harmonic approximation driven by gradients of magnetic fields or heat and derive all Onsager transport coefficients perturbatively. There we also find the WF law and the universal behavior of the Seebeck and Peltier coefficients. In Sec. IV we discuss multi-magnon effects such as three- and four magnon terms. In Sec. V we give some concrete estimates for YIG systems. Finally, we summarize and give some conclusions in Sec. VI. The technical details are deferred to App. A-E.

II. SYSTEM

We consider a magnetic junction formed by two ferromagnetic insulators (FI), as illustrated in Fig. 1. The temperature of the left (right) FI is $T_{l(r)}$ and the cross-section area of the junction interface is \mathcal{A} . Due to a finite overlap of the wave functions there exists in general a finite exchange interaction between the spins located at the boundaries between the two FIs. Thus, only the boundary spins, denoted as \mathbf{S}_{Γ_l} and \mathbf{S}_{Γ_r} in the left and right FI, respectively (see Fig. 1), are relevant for magnon transport across the junction interface. The exchange interaction between the two FIs may be described by the Hamiltonian^{21,22} $\mathcal{H}_{\text{ex}} = -J_{\text{ex}} \sum_{(\Gamma_l \Gamma_r)} \mathbf{S}_{\Gamma_l} \cdot \mathbf{S}_{\Gamma_r}$, where $J_{\text{ex}} > 0$ is the exchange interaction, weakly coupling the two FIs. Assuming magnetic order along the magnetic field, defining the z -direction, we perform a Holstein-Primakoff expansion^{13,23} to leading order, $S_{l/r}^+ = \sqrt{2S} a_{l/r}^\dagger + \mathcal{O}(S^{-1/2})$ and $S_{l/r}^z = S - a_{l/r}^\dagger a_{l/r}$, where $[a_l, a_r^\dagger] = \delta_{l,r}$, we obtain

$$\mathcal{H}_{\text{ex}} = -J_{\text{ex}} S \sum_{\mathbf{k}_\perp} \sum_{k_x, k'_x} a_{\Gamma_l, \mathbf{k}} a_{\Gamma_r, \mathbf{k}'}^\dagger + \text{H.c.}, \quad (1)$$

where $\mathbf{k} = (k_x, k_y, k_z)$, $\mathbf{k}' = (k'_x, k_y, k_z)$, $\mathbf{k}_\perp = (0, k_y, k_z)$,

and the bosonic operator $a_{\Gamma_{r/l}}^\dagger$ ($a_{\Gamma_{r/l}}$) creates (annihilates) a boundary magnon at the right/left FI. We note that the k_x -momentum of magnons is not conserved at the sharp junction interface, whereas the perpendicular momentum \mathbf{k}_\perp is conserved. The tunneling Hamiltonian \mathcal{H}_{ex} thus gives the time-evolution of the magnon number operators in both FIs and generates the magnon and heat currents. In obtaining Eq. (1), we have assumed large spins $S \gg 1$ ^{8,13} and hence the $\mathcal{O}(S^0)$ term in Eq. (1) indeed becomes negligible.

Assuming cubic lattices, each of the three-dimensional FIs can be described by a Heisenberg spin Hamiltonian in the presence of a Zeeman term. The time reversal symmetry is broken by the assumed ferromagnetic order and by the magnetic field. Within the long wave-length approximation and in the continuum limit, the magnon dispersion relation in each FI reads

$$\omega_k^{l(r)} = 2JSa^2k^2 + g\mu_B B_{l(r)}, \quad (2)$$

where $J > 0$ is the isotropic exchange interaction between the nearest neighbor spins in each FI, a denotes the lattice constant, $k \equiv |\mathbf{k}|$ is the wave vector modulus, and $B_{l(r)}$ is the magnetic field for magnons in the left (right) FI along the z -axis. We assume that $J_{\text{ex}} \ll J$ and treat \mathcal{H}_{ex} perturbatively. We remark that in addition to the tunneling Hamiltonian given by Eq. (1), other $\mathcal{O}(J_{\text{ex}}S)$ -terms actually arise from \mathcal{H}_{ex} due to the ferromagnetic order and act as effective magnetic fields for the boundary magnons. Including such effects, an effective magnetic field in Eq. (2) is introduced. Thus, even in the absence of an external magnetic field, $B_{l(r)} > 0$ for the boundary magnons.

III. ONSAGER COEFFICIENTS

The magnetic field and temperature differences defined by $\Delta B \equiv B_r - B_l$ and $\Delta T \equiv T_r - T_l$, respectively, generate the magnon and heat currents^{18,24} \mathcal{I}_m and \mathcal{I}_Q , where²⁵ $\mathcal{I}_m = -i(J_{\text{ex}}S/\hbar) \sum_{\mathbf{k}, \mathbf{k}'} g\mu_B a_{\Gamma_l, \mathbf{k}} a_{\Gamma_r, \mathbf{k}'}^\dagger + \text{H.c.}$ and $\mathcal{I}_Q = -i(J_{\text{ex}}S/\hbar) \sum_{\mathbf{k}, \mathbf{k}'} \omega_k^l a_{\Gamma_l, \mathbf{k}} a_{\Gamma_r, \mathbf{k}'}^\dagger + \text{H.c.}$ Within the linear response regime, each Onsager coefficient L^{ij} ($i, j = 1, 2$) and the matrix \hat{L} are defined by

$$\begin{pmatrix} \langle \mathcal{I}_m \rangle \\ \langle \mathcal{I}_Q \rangle \end{pmatrix} = \begin{pmatrix} L^{11} & L^{12} \\ L^{21} & L^{22} \end{pmatrix} \begin{pmatrix} -\Delta B \\ \Delta T \end{pmatrix} \equiv \hat{L} \begin{pmatrix} -\Delta B \\ \Delta T \end{pmatrix}. \quad (3)$$

A straightforward perturbative calculation in J_{ex} ²⁶ based on the Schwinger-Keldysh^{27,28} formalism and up to $\mathcal{O}(J_{\text{ex}}^2)$ gives each coefficient

$$L^{11} = \frac{(g\mu_B)^2 \mathcal{A}}{2\hbar} \left(\frac{J_{\text{ex}}}{4\pi J a} \right)^2 \sum_{n=1}^{\infty} [-\text{Ei}(-n\epsilon^2)] e^{-nb}, \quad (4a)$$

$$L^{12} = \frac{g\mu_B k_B \mathcal{A}}{2\hbar} \left(\frac{J_{\text{ex}}}{4\pi J a} \right)^2 \left[\sum_{n=1}^{\infty} (1/n + b) [-\text{Ei}(-n\epsilon^2)] e^{-nb} + \text{Li}_1(e^{-b}) \right], \quad (4b)$$

$$L^{21} = \frac{g\mu_B k_B T \mathcal{A}}{2\hbar} \left(\frac{J_{\text{ex}}}{4\pi J a} \right)^2 \left[\sum_{n=1}^{\infty} (1/n + b) [-\text{Ei}(-n\epsilon^2)] e^{-nb} + \text{Li}_1(e^{-b}) \right], \quad (4c)$$

$$L^{22} = \frac{k_B^2 T \mathcal{A}}{2\hbar} \left(\frac{J_{\text{ex}}}{4\pi J a} \right)^2 \left[3\text{Li}_2(e^{-b}) + 2b\text{Li}_1(e^{-b}) + \sum_{n=1}^{\infty} \left(\frac{2}{n^2} + \frac{2b}{n} + b^2 \right) [-\text{Ei}(-n\epsilon^2)] e^{-nb} \right], \quad (4d)$$

where

$$b \equiv \frac{g\mu_B B}{k_B T}. \quad (5)$$

We have denoted $B_l \equiv B$ and $T_l \equiv T$ for simplicity, and a phenomenological magnon lifetime²⁹ τ in $\epsilon \equiv \hbar\beta/(2\tau) \ll 1$, where $\beta \equiv (k_B T)^{-1}$, has been introduced and is mainly due to nonmagnetic impurity scatterings. Here, $\text{Li}_s(z) = \sum_{n=1}^{\infty} z^n/n^s$ is the polylogarithm function and $\text{Ei}(-n\epsilon^2) = \gamma + \ln |n\epsilon^2| + \mathcal{O}(n\epsilon^2)$ the exponential integral, where γ is the Euler constant. The coefficients are seen to satisfy the Onsager relation^{15,18,24}

$$L^{21} = T \cdot L^{12}. \quad (6)$$

The coefficient L^{11} is identified with the magnetic magnon conductance G , and, in analogy to charge transport^{18,24,26}, the thermal magnon conductance K is defined by $K \equiv L^{22} - L^{21}L^{12}(L^{11})^{-1}$. From Eqs. (4a)-(4d) we obtain the thermomagnetic ratio K/G , characterizing magnon and heat transport. Its behavior is plotted in Fig. 2. At low temperatures³⁰ (i.e., $1 \ll b$), the ratio becomes linear in temperature (see also Fig. 2),

$$\frac{K}{G} \rightleftharpoons \left(\frac{k_B}{g\mu_B} \right)^2 T, \text{ when } \hbar/(2\tau) \ll k_B T \ll g\mu_B B. \quad (7)$$

Therefore, in analogy to charge transport in metals¹⁷⁻¹⁹, we refer to this behavior as the *Wiedemann-Franz law for magnon transport*. The constant \mathcal{L} analogous to the Lorenz number becomes

$$\mathcal{L} = \left(\frac{k_B}{g\mu_B} \right)^2, \quad (8)$$

where the role of the charge e is played by $g\mu_B$. The magnetic Lorenz number is independent of any material parameters except the g -factor which is material specific. Interestingly, the WF law holds in the same way for magnons, which are bosonic excitations, as for electrons which are fermions. The linear-in- T behavior can be traced back to the Onsager relation, Eq. (6), and is independent of microscopic details³¹.

Similarly, in analogy to charge transport in metals^{18,24}, we refer to $\mathcal{S} \equiv L^{12}/L^{11}$ as magnon Seebeck coefficient (i.e., thermomagnetic power), and $\Pi \equiv L^{21}/L^{11}$

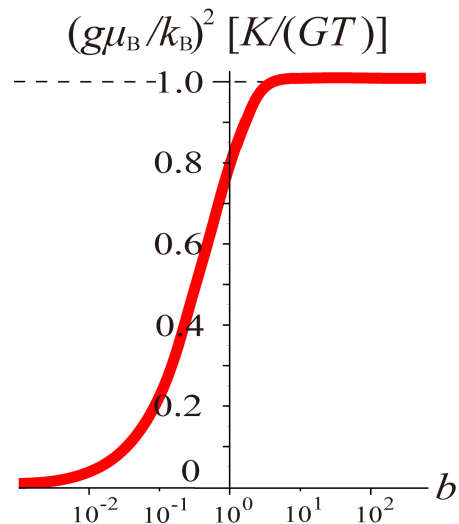


FIG. 2: (Color online) Plot of the ratio $(g\mu_B/k_B)^2 [K/(GT)]$ as function of b where $\epsilon = 10^{-10}$. At low temperatures $b = \mathcal{O}(10)$, the ratio reaches the constant ‘1’ and the WF law for magnon transport [Eq. (7)] is realized.

as magnon Peltier coefficient. The Onsager relation Eq. (6) provides the Thomson relation (i.e., Kelvin-Onsager relation¹)

$$\Pi = TS. \quad (9)$$

At low temperatures, $\hbar/(2\tau) \ll k_B T \ll g\mu_B B$, the coefficients reduce to²⁶

$$\mathcal{S} \rightleftharpoons \frac{B}{T}, \quad \Pi \rightleftharpoons B. \quad (10)$$

This is a remarkable result: The magnon Seebeck and Peltier coefficients become *universal* at low temperatures, i.e., they are completely independent of any material parameters (including the g -factor) and are solely determined by the applied magnetic field and temperature.

Finally, we remark that at low temperatures, $\hbar/(2\tau) \ll k_B T \ll g\mu_B B$, each Onsager coefficient L^{ij} ($i, j = 1, 2$)

and the thermal magnon conductance behave in terms of ϵ as

$$L^{ij} \sim \ln \epsilon, \quad K \sim \ln \epsilon. \quad (11)$$

Thus, all coefficients show a weak logarithmic dependence on τ , *i.e.*, $L^{ij}, K \sim \ln \tau$. In addition, Eq. (3) implies that both currents arise from terms of order $\mathcal{O}(J_{\text{ex}}^2)$. Therefore, even when an electric field is applied to the interface, the resulting Aharonov-Casher phase³² cannot play any significant role in the transport of such noncondensed magnons. Moreover, even when a magnetic field difference $\Delta B \neq 0$ is generated, the noncondensed magnon current becomes essentially a dc one. This is in sharp contrast to the condensed magnon current²¹ which arises from the $\mathcal{O}(J_{\text{ex}})$ -term.

IV. MULTI-MAGNON EFFECTS

So far we have considered the transport of essentially noninteracting magnons. Now we take multi-magnon effects into account. Two kinds of effects are considered below; the first one corresponds to a three-magnon splitting³³ which arises due to higher order terms in the $1/S$ -expansion of the Holstein-Primakoff transformation²³, while the second one appears because of magnon-magnon interactions^{21,22,34} and is due to the anisotropy²⁶ of the exchange interaction between neighboring spins in each FI.

We begin by considering higher order terms of the Holstein-Primakoff transformation²³, $S_i^+ = \sqrt{2S}[1 - a_i^\dagger a_i/(4S)]a_i + \mathcal{O}(S^{-3/2})$, and thereby include the three-magnon splittings, $a_i^\dagger a_i a_i/S + \text{H.c.}$, into \mathcal{H}_{ex} . One can expect that each coefficient becomes smaller because such terms correspond to the replacement of the operator a_i with $[1 - a_i^\dagger a_i/(4S)]a_i$. A straightforward calculation²⁶ based again on the Schwinger-Keldysh^{27,28} formalism gives the simple result for the modified matrix \hat{L}_2 up to $\mathcal{O}(J_{\text{ex}}^2)$

$$\hat{L}_2 = \left[1 - \frac{1}{4\pi^{3/2}S} \left(\frac{k_B T}{2JS} \right)^{3/2} \text{Li}_{3/2}(e^{-b}) \right] \hat{L}. \quad (12)$$

Eq. (12) shows that, although each coefficient becomes smaller due to the three-magnon splittings, the modified matrix \hat{L}_2 is still characterized by the noninteracting one \hat{L} [Eq. (3)]; $\hat{L}_2 \propto \hat{L}$. Consequently, the Onsager and the Thomson relations, Eqs. (6) and (9), remain satisfied. In addition, the magnon WF law [Eq. (7)] and the Seebeck and Peltier coefficients, [Eqs. (10)], at low temperature remain valid. These thermomagnetic properties are therefore robust against the three-magnon splittings. One can show²⁶ that these properties actually hold in any order of the $1/S$ -expansion of the Holstein-Primakoff transformation.

An anisotropic^{21,22,34} exchange interaction between nearest-neighbor spins in each FI gives rise to magnon-magnon interactions of the type²⁶ $\mathcal{H}_{\text{m}} =$

$-J_{\text{m}} \sum_{\langle ij \rangle} a_i^\dagger a_j^\dagger a_i a_j$. The symbol $\langle ij \rangle$ indicates summation over nearest-neighbor spins in each FI. The magnitude and the sign of the interaction J_{m} depends on the anisotropy²⁶ of the exchange interaction. We assume here a small anisotropy $|J_{\text{m}}| \ll J$. A straightforward but tedious calculation²⁶ gives us the modified matrix up to $\mathcal{O}(J_{\text{ex}}^2 J_{\text{m}})$

$$\hat{L}_3 = \begin{pmatrix} L^{11} + \delta L^{11} & L^{12} \\ L^{21} + \delta L^{21} & L^{22} \end{pmatrix}, \quad (13)$$

where

$$\delta L^{11} = \frac{J_{\text{ex}}^2 J_{\text{m}} \sqrt{k_B T} \tau \mathcal{A}}{16 \sqrt{2S} \pi^{5/2} \hbar^2 J^{5/2}} (g \mu_B \Lambda)^2 \text{Li}_{3/2}(e^{-b}) \times \ln(\sqrt{2JS} \beta a \Lambda / \epsilon), \quad (14a)$$

$$\delta L^{21} = \frac{J_{\text{ex}}^2 J_{\text{m}} \sqrt{k_B T} \tau \mathcal{A}}{16 \sqrt{2S} \pi^{5/2} \hbar^2 J^{5/2}} g \mu_B \Lambda^2 \text{Li}_{3/2}(e^{-b}) \times \left[JS(a\Lambda)^2 - \epsilon^2/(2\beta) + [JS(a\Lambda)^2 + g \mu_B B] \times \ln(\sqrt{2JS} \beta a \Lambda / \epsilon) \right], \quad (14b)$$

with $a\Lambda \equiv \sqrt{5/(JS\beta)}$. These results imply the violation of the Onsager relation in Eq. (6) [and of the Thomson relation in Eq. (9)] due to magnon-magnon interactions. Notice that $\delta L^{11} = \mathcal{O}(J_{\text{ex}}^2 J_{\text{m}})$ and $\delta L^{21} = \mathcal{O}(J_{\text{ex}}^2 J_{\text{m}})$, while $L^{11} = \mathcal{O}(J_{\text{ex}}^2 J_{\text{m}}^0)$ and $L^{21} = \mathcal{O}(J_{\text{ex}}^2 J_{\text{m}}^0)$. We recall that the Onsager reciprocal relation^{15,35,36} could in principle be already violated in the noninteracting case since the time reversal symmetry is broken by the ferromagnetic order and the magnetic field right from the outset. Still, we have microscopically found that the relation remains satisfied even in the presence of the three-magnon and higher order splitting terms of the Holstein-Primakoff transformation²³. However, the anisotropy induced magnon-magnon interaction J_{m} provides a ‘non-linearity’ $\delta L^{21} = \mathcal{O}(J_{\text{ex}}^2 J_{\text{m}})$ in terms of the perturbative terms (J_{ex} and J_{m}), and consequently the matrix \hat{L}_3 cannot be reduced to the form $\hat{L} = \mathcal{O}(J_{\text{ex}}^2 J_{\text{m}}^0)$. Using a mean field argument or a more rigorous microscopic calculation²⁶, one can show that the magnon-magnon interaction acts as an effective magnetic field and that the total magnetic field difference ΔB_{tot} may be written as $\Delta B_{\text{tot}} = (1 + b_{\text{m}})\Delta B$ with $b_{\text{m}} = \mathcal{O}(J_{\text{m}})$. The term b_{m} gives $\delta L^{11} = \mathcal{O}(J_{\text{m}})$ and $\delta L^{21} = \mathcal{O}(J_{\text{m}})$. The Onsager relation is thus violated due to the nonlinearity caused by the anisotropy induced magnon-magnon interaction. The magnitude of the effective magnetic field difference can be estimated by $b_{\text{m}} \sim \delta L^{21}/L^{21}$.

These multi-magnon contributions, δL^{11} and δL^{21} , generally affect also the thermomagnetic properties and can lead to deviations from our previous results. However, at low temperatures, where the WF law, Eq. (7), and the universality of Seebeck and Peltier coefficients hold, these deviations become negligible²⁶ because $|\delta L^{ij}/L^{ij}| \ll 1$ for typical parameter values (see below).

So far we have assumed bulk FIs (see Fig. 1) where magnetic dipole-dipole interactions are negligible³⁷.

Such dipolar effects, however, become important in thin films, resulting in a modified dispersion for magnons²⁹. Still, the WF law remains valid in this case too³¹, underlining the universality of this law.

V. ESTIMATES FOR EXPERIMENTS

The magnon currents can be experimentally measured by using, for instance, the method proposed in Refs. [6,21,38]. Since the magnons, being moving magnetic dipoles with magnetic moment $g\mu_B\mathbf{e}_z$, produce electric fields, magnon currents can be detected by measuring the resulting voltage drop perpendicular to the current direction and magnetic field. For an estimate, we assume the following experimental parameter values^{8,13,29,39-41}: $J = 100\text{meV}$, $J_{\text{ex}} = 10\text{meV}$, $J_{\text{m}} = 1\text{meV}$, $a = 1\text{\AA}$, $A = 3\text{cm}^2$, $g = 2$, $\tau = 100\text{ns}$, $\Delta T = 0.5\text{K}$, and $B = 50\text{mT}$ (5T) and $T = 300\text{K}$ (0.7K) for the high (low)³⁰ temperature regime. Using a similar set-up as in Ref. [21], we find that the resulting voltage drop is in the mV (μV) range for high (low) temperatures. Although small, such values are within experimental reach and are actually about 10^6 (10^3) times larger than the one ($\sim\text{nV}$) predicted for currents in condensed magnon systems²¹. Alternatively, attaching a metal (e.g. Pt) to the FIs and using the inverse spin Hall effect⁹ to convert magnon currents into electric currents¹⁰, the magnon currents could also be detected^{8,11,16} by measuring the resulting Hall voltage in the metal. Finally, we mention that the temperature difference ΔT can be experimentally produced by applying microwaves of different frequencies to each FI⁴² or by local laser heating^{39,43}.

VI. SUMMARY

We have studied the thermomagnetic transport behavior of a ferromagnetic insulating junction and determined the Onsager coefficients in linear response regime. We found that at low temperatures the magnon transport obeys an analog of the Wiedemann-Franz law where the ratio of heat to magnon conductance is linear in temperature. Like its electronic counterpart the WF law found here is *universal* and does not depend on material parameters except the g -factor. Quite remarkably, it exhibits the same linear-in- T behavior at low temperatures as the one for electronic transport in spite of the fact that the quantum-statistical properties of bosons and fermions are fundamentally different, in particular in the low temperature regime where quantum effects dominate.

The temperature scale, however, for electrons is given by the Fermi temperature ($\sim 10^4$ K for normal metals), while it is the magnetic field for magnons (a few Kelvins). Obviously, these two scales are very different, and that is why the electronic counterpart of the WF law is valid typically at much higher temperatures than the magnonic one, but in both cases the WF law applies when the system temperature is low *relative* to its respective temperature scale. Moreover, we showed that

the magnon Seebeck and Peltier coefficients become universal at low temperatures.

As an outlook we mention that it would be interesting to explore the regime beyond the weak junction coupling studied here and see if the WF law can be extended to such a regime as well.

Finally, it would be interesting to test our predictions experimentally in candidate systems like insulating ferromagnets such a YIG material in the bulk or thin film limit.

Acknowledgments

We thank S. E. Nigg, R. Tiwari, K. van Hoogdalem, and A. Zyuzin for stimulating discussions. We acknowledge support by the Swiss NSF, the NCCR QSIT ETHZ-Basel, by the JSPS Postdoctoral Fellow for Research Abroad (No. 26-143), JSPS Research Fellow (No. 25-2747), the Japanese-Swiss Science and Technology Programme supported by JSPS and ETHZ (KN), and by ANR under Contract No. DYMESYS (ANR 2011-IS04-001-01) (PS).

Appendix A: MAGNON AND HEAT CURRENTS

Assume cubic lattices, each three-dimensional FI is described by a Heisenberg spin Hamiltonian in the presence of a Zeeman term,

$$\mathcal{H}_{\text{FI}} = - \sum_{\langle ij \rangle} \mathbf{S}_i \cdot \mathbf{J} \cdot \mathbf{S}_j - g\mu_B \mathbf{B}_{l(r)} \cdot \sum_i \mathbf{S}_i, \quad (\text{A1})$$

where \mathbf{J} denotes a diagonal 3×3 -matrix with $\text{diag}(\mathbf{J}) = J\{1, 1, \eta\}$. The exchange interaction between neighboring spins in the ferromagnetic insulator is $J > 0$, η denotes the anisotropy of the spin Hamiltonian, and $\mathbf{B}_{l(r)} = B_{l(r)}\mathbf{e}_z$ is an applied magnetic field to the left (right) FI (\mathbf{e}_z denotes the unit vector along the z -axis). The symbol $\langle ij \rangle$ indicates summation over neighboring spins in each FI and \mathbf{S}_i denotes the spin of length S at lattice site i . Within our microscopic calculation²², we find that in the continuum limit, the magnon-magnon interaction \mathcal{H}_{m} could arise from the $\eta \neq 1$ anisotropic spin Hamiltonian \mathcal{H}_{FI} as the $\mathcal{O}(1 - \eta)$ term

$$\mathcal{H}_{\text{m}} = -J_{\text{m}}a^3 \int d\mathbf{r} a^\dagger(\mathbf{r})a^\dagger(\mathbf{r})a(\mathbf{r})a(\mathbf{r}), \quad (\text{A2})$$

where $J_{\text{m}} \equiv -J(1 - \eta) = \mathcal{O}(S^0)$, the lattice constant a , and $[a(\mathbf{r}), a^\dagger(\mathbf{r}')] = \delta(\mathbf{r} - \mathbf{r}')$. Therefore the magnon-magnon interaction does not influence the magnon transport between $\eta = 1$ isotropic FIs in any significant manner^{21,22} and we can neglect them in the isotropic case. Assuming the isotropic FI, within the long wavelength approximation, the magnon dispersion in each FI is given by Eq. (2) in the main text, i.e., $\omega_k^{l(r)} = 2JSa^2k^2 + g\mu_B B_{l(r)}$.

We then consider a magnetic junction formed by two ferromagnetic insulators, as illustrated in Fig. 1. The temperature of the left (right) FI is $T_{l(r)}$ and the cross-section area of the junction interface is \mathcal{A} . Due to a finite overlap of the wave functions, there exists in general a finite exchange interaction between the spins located at the boundaries between the two FIs. Thus, only the boundary spins, denoted as \mathbf{S}_{Γ_l} and \mathbf{S}_{Γ_r} in the left and right FI, respectively (see Fig. 1), are relevant for magnon transport across the junction interface. The exchange interaction between the two FIs may be described by the Hamiltonian^{21,22} $\mathcal{H}_{\text{ex}} = -J_{\text{ex}} \sum_{(\Gamma_l, \Gamma_r)} \mathbf{S}_{\Gamma_l} \cdot \mathbf{S}_{\Gamma_r}$, where $J_{\text{ex}} > 0$ is the exchange interaction, weakly coupling the two FIs. Assuming magnetic order along the magnetic field, defining the z-direction, we perform a Holstein-Primakoff expansion^{13,23} to leading order, $S_{l/r}^+ = \sqrt{2S}a_{l/r}^\dagger + \mathcal{O}(S^{-1/2})$ and $S_{l/r}^z = S - a_{l/r}^\dagger a_{l/r}$, where $[a_l, a_r^\dagger] = \delta_{l,r}$, we obtain Eq. (1) in the main text.

The tunneling Hamiltonian \mathcal{H}_{ex} gives the time-evolution of the magnon number operators in the FIs and generates the magnon and heat currents^{18,24} in the junction. The Heisenberg equation of motion provides the magnon current operator \mathcal{I}_m and heat current operator \mathcal{I}_Q by²⁵ $\mathcal{I}_m = -i(J_{\text{ex}}S/\hbar) \sum_{\mathbf{k}} \sum_{\mathbf{k}'} g\mu_B a_{\Gamma_l, \mathbf{k}} a_{\Gamma_r, \mathbf{k}'}^\dagger + \text{H.c.}$ and $\mathcal{I}_Q = -i(J_{\text{ex}}S/\hbar) \sum_{\mathbf{k}} \sum_{\mathbf{k}'} \omega_{\mathbf{k}}^l a_{\Gamma_l, \mathbf{k}} a_{\Gamma_r, \mathbf{k}'}^\dagger + \text{H.c.}$ Using the Schwinger-Keldysh^{27,28} formalism and treating \mathcal{H}_{ex} perturbatively ($J_{\text{ex}} \ll J$), they can be evaluated up to

$\mathcal{O}(J_{\text{ex}}^2)$

$$\langle \mathcal{I}_m \rangle = \frac{(J_{\text{ex}}S)^2 a^2}{2\pi L^2} \sum_{\mathbf{k}, \mathbf{k}'_x} \int d\omega g\mu_B \quad (\text{A3a})$$

$$\times (\mathcal{G}_{l, \mathbf{k}, \omega}^< \mathcal{G}_{r, \mathbf{k}', \omega}^> - \mathcal{G}_{l, \mathbf{k}, \omega}^> \mathcal{G}_{r, \mathbf{k}', \omega}^<),$$

$$\langle \mathcal{I}_Q \rangle = \frac{(J_{\text{ex}}S)^2 a^2}{2\pi L^2} \sum_{\mathbf{k}, \mathbf{k}'_x} \int d\omega \omega_{\mathbf{k}}^l \quad (\text{A3b})$$

$$\times (\mathcal{G}_{l, \mathbf{k}, \omega}^< \mathcal{G}_{r, \mathbf{k}', \omega}^> - \mathcal{G}_{l, \mathbf{k}, \omega}^> \mathcal{G}_{r, \mathbf{k}', \omega}^<),$$

where L is the width of the FI (Fig. 1) and $\mathcal{G}^{<(>)}$ are the bosonic lesser (greater) Green functions. The both currents arise from the $\mathcal{O}(J_{\text{ex}}^2)$ -terms; $\langle \mathcal{I}_m \rangle = \mathcal{O}(J_{\text{ex}}^2)$ and $\langle \mathcal{I}_Q \rangle = \mathcal{O}(J_{\text{ex}}^2)$.

We phenomenologically²⁸ introduce a life-time τ of magnons mainly due to nonmagnetic impurity scatterings into Green functions (e.g., the retarded Green function $\mathcal{G}_{\mathbf{k}, \omega}^r = [\hbar\omega - \omega_{\mathbf{k}} + i\hbar/(2\tau)]^{-1}$), and regard it as a constant²⁹. This gives

$$\mathcal{G}_{l, \mathbf{k}, \omega}^< \mathcal{G}_{r, \mathbf{k}', \omega}^> - \mathcal{G}_{l, \mathbf{k}, \omega}^> \mathcal{G}_{r, \mathbf{k}', \omega}^< = -\left(\frac{\hbar}{\tau}\right)^2 |\mathcal{G}_{l, \mathbf{k}, \omega}^r|^2 |\mathcal{G}_{r, \mathbf{k}', \omega}^r|^2 \times [n(\omega_{\mathbf{k}}^l) - n(\omega_{\mathbf{k}'}^r)], \quad (\text{A4})$$

where the Bose-distribution function $n(\omega_{\mathbf{k}}) = (e^{\beta\omega_{\mathbf{k}}} - 1)^{-1}$ and $\beta \equiv 1/(k_B T)$. Thus the currents become

$$\langle \mathcal{I}_m \rangle = -\frac{2}{\hbar} \left(\frac{J_{\text{ex}}Sa}{L}\right)^2 \sum_{\mathbf{k}} g\mu_B \sum_{\mathbf{k}'_x} [n(\omega_{\mathbf{k}}^l) - n(\omega_{\mathbf{k}'}^r)] \frac{\hbar/(2\tau)}{[2J_{\text{ex}}a^2(k_x'^2 - k_x^2)]^2 + [\hbar/(2\tau)]^2}, \quad (\text{A5a})$$

$$\langle \mathcal{I}_Q \rangle = -\frac{2}{\hbar} \left(\frac{J_{\text{ex}}Sa}{L}\right)^2 \sum_{\mathbf{k}} \omega_{\mathbf{k}}^l \sum_{\mathbf{k}'_x} [n(\omega_{\mathbf{k}}^l) - n(\omega_{\mathbf{k}'}^r)] \frac{\hbar/(2\tau)}{[2J_{\text{ex}}a^2(k_x'^2 - k_x^2)]^2 + [\hbar/(2\tau)]^2}. \quad (\text{A5b})$$

For large L , we can replace the sums by integrals. The summation over \mathbf{k}'_x in Eqs. (A5a) and (A5b) thus becomes

$$\sum_{\mathbf{k}'_x} [n(\omega_{\mathbf{k}}^l) - n(\omega_{\mathbf{k}'}^r)] \frac{\hbar/(2\tau)}{[2J_{\text{ex}}a^2(k_x'^2 - k_x^2)]^2 + [\hbar/(2\tau)]^2} \rightleftharpoons \frac{L}{2\pi} \sqrt{\frac{\beta}{2J_{\text{ex}}a^2}} \int dx' [n(\omega_{\mathbf{k}}^l) - n(\omega_{\mathbf{k}'}^r)] \frac{\epsilon}{(x'^2 - x^2)^2 + \epsilon^2} \quad (\text{A6a})$$

$$\rightleftharpoons \frac{L}{2\pi} \sqrt{\frac{\beta}{2J_{\text{ex}}a^2}} \int dx' [n(\omega_{\mathbf{k}}^l) - n(\omega_{\mathbf{k}'}^r)] \pi \delta(x'^2 - x^2), \quad (\text{A6b})$$

where $x^2 \equiv 2J_{\text{ex}}a^2\beta k_x^2$, $x'^2 \equiv 2J_{\text{ex}}a^2\beta k_x'^2$, and $\epsilon \equiv \hbar\beta/(2\tau)$. In the last equation [Eq. (A6b)], we have assumed that τ is large such that $\epsilon \ll 1$.

We see that both currents [Eqs. (A5a) and (A5b)] are characterized by the difference of Bose-distribution functions $n(\omega)$. After integration over x' , Eq. (A6b) reduces to $n(\omega_{\mathbf{k}}^l) - n(\omega_{\mathbf{k}}^r)$. Within the linear response

regime, this difference becomes

$$n(\omega_{\mathbf{k}}^l) - n(\omega_{\mathbf{k}}^r) \approx \begin{cases} \beta g\mu_B \frac{e^{\beta\omega_{\mathbf{k}}}}{(e^{\beta\omega_{\mathbf{k}}} - 1)^2} \Delta B, & \text{for } \Delta T = 0, \\ -\frac{\beta\omega_{\mathbf{k}}}{T} \frac{e^{\beta\omega_{\mathbf{k}}}}{(e^{\beta\omega_{\mathbf{k}}} - 1)^2} \Delta T, & \text{for } \Delta B = 0. \end{cases} \quad (\text{A7})$$

We have introduced the magnetic field and temperature differences

$$\Delta B \equiv B_r - B_l, \quad \Delta T \equiv T_r - T_l, \quad (\text{A8})$$

and have denoted $B_l \equiv B$ and $T_l \equiv T$ for convenience.

The difference of the Bose-distribution functions has been expanded in powers of $\Delta T \ll T$ and $\Delta B \ll B$. Eq. (A7) yields

$$\frac{[n(\omega_{\mathbf{k}}^l) - n(\omega_{\mathbf{k}}^r)]|_{\Delta B=0} / \Delta T}{[n(\omega_{\mathbf{k}}^l) - n(\omega_{\mathbf{k}}^r)]|_{\Delta T=0} / \Delta B} = -\frac{\omega_{\mathbf{k}}^l}{g\mu_B T}. \quad (\text{A9})$$

Within linear response, we can also approximate the magnetic field terms in all Green functions in Eq. (A4) by B . Finally, one can see that Eq. (A9) is responsible for the Onsager reciprocal relation, given in Eq. (6) in the main text.

Thus, we see that the magnon and heat currents are characterized by the difference of the Bose-distribution functions, and the difference gives the linear responses [Eq. (A7) and (A9)], and the Onsager relation, Eq. (6), holds accordingly. This remains in place even when three-magnon splittings [Eq. (E3)] and any higher order terms of the Holstein-Primakoff expansion are taken into account [see Eqs. (E1) and (E2) as an example]: in any order of the expansion, the currents are characterized by the difference of the Bose-distribution functions [Eq. (A7)]. Consequently, the Onsager relation [Eqs. (A9) and (6)] holds.

This is changed by the anisotropy induced magnon-magnon interaction and the Onsager relation becomes violated, as we shall see below.

Appendix B: ONSAGER COEFFICIENTS

Within the linear response regime [Eq. (A7)], Eqs. (A5a) and (A5b) provide the Onsager coefficients L^{ij} in Eqs. (4a)-(4d) of the main text. The coefficients, L^{21} and L^{12} , are seen to satisfy the Onsager relation Eq. (6). The coefficient L^{11} is identified with the magnetic magnon conductance⁶ G , and the thermal magnon conductance K is defined by $K \equiv L^{22} - L^{21}L^{12}/L^{11}$. In analogy to charge transport^{18,24}, this definition follows from the condition that the magnon current $\langle \mathcal{I}_m \rangle$ induced by the applied thermal difference ΔT be zero. This gives rise to an *induced* magnetic field difference $\Delta B_{\text{ind}} = \Delta T L^{12}/L^{11}$, and thus to the thermal magnon current $\langle \mathcal{I}_Q \rangle = K \Delta T$ (in the absence of an applied field gradient, i.e., $\Delta B = 0$).

Eqs. (4a)-(4d) determine the general thermomagnetic ratio K/G for magnon and heat transport, see Fig. 2 in the main text. At low temperatures, $1 \ll b \equiv g\mu_B B / (k_B T)$, the ratio reduces to Eq. (7) in the main text (see also Fig. 2). We note that the temperature should be still such that $\epsilon \ll 1$ remains satisfied, i.e., $\hbar/(2\tau) \ll k_B T \ll g\mu_B B$. In the opposite limit, $\epsilon \gg 1$, both currents, Eqs. (A5a) and (A5b), are seen to be exponentially vanishing as $T \rightarrow 0$.

The Onsager relation [Eq. (6)] provides the Thomson relation (i.e., the Kelvin-Onsager relation¹) in Eq. (9) of the main text. At low temperatures, $\hbar/(2\tau) \ll k_B T \ll g\mu_B B$, the magnon Seebeck and Peltier coefficients re-

duce to Eq. (10) in the main text (see Fig. 3), and, quite strikingly, become universal.

We remark that at low temperatures, each Onsager coefficient L^{ij} and the thermal magnon conductance behave in terms of ϵ as in Eq. (11) in the main text. Thus, all coefficients show a weak logarithmic dependence on τ , i.e., $L^{ij}, K \sim \ln \tau$.

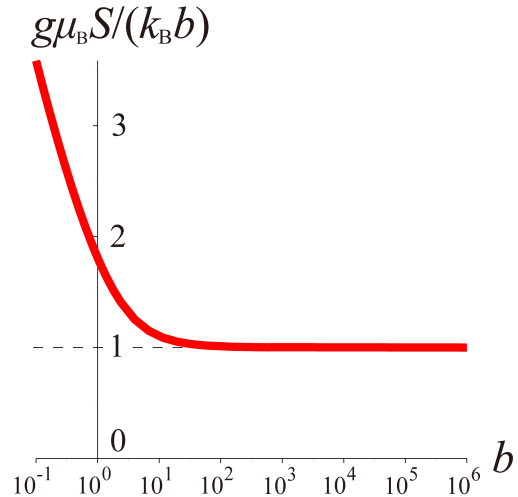


FIG. 3: (Color online) Plot of magnon Seebeck coefficient \mathcal{S} as function of b where $\epsilon = 10^{-10}$. At low temperatures $b = \mathcal{O}(10^2)$, the rescaled coefficient $g\mu_B \mathcal{S} / (k_B b)$ approaches unity asymptotically and realizes the universal relation [Eq. (10)].

Appendix C: YIG THIN FILM

So far we have assumed that both FIs are of bulk shape such that surface effects due to magnetic dipole-dipole interactions are negligible³⁷. However, it is interesting to consider also a thin film geometry since such systems are of great experimental interest, in particular for YIG films²⁹.

We show now that the WF law also holds for a thin film, where now the length of the junction in x -direction L (see Fig. 1) is short compared to all other dimensions. Due to the dipole-dipole interaction, the magnon dispersion relation in each FI changes and becomes²⁹ $\omega_k^{l(r)} = D(k^2 - k_m^2)^2 + g\mu_B B_{l(r)}$, where $k_m \sim 10^4/\text{cm}$ for e.g. YIG thin films²⁹. The parameter D is due to the long-range dipole-dipole interaction as well as the exchange interaction between the nearest-neighbor spins. The main contribution comes from $k \approx k_m$ where $\omega_k^{l(r)} \approx 4Dk_m^2(k - k_m)^2 + g\mu_B B_{l(r)}$ for $k \sim k_m$. As we have seen in the main text, the WF law is realized in strong magnetic fields $B_{l(r)} \sim$ a few T (leading to a large energy gap). Repeating the same perturbative calculation as before, but under the restriction that only the lowest magnon subband in x -direction ($k_x = k'_x = 0$) needs

to be taken into account due to finite-size quantization (which actually simplifies the calculation), the Onsager

coefficients in thin films become

$$L^{11} = \frac{\tau \mathcal{A}}{4\pi \hbar^2 D k_m^2} \left(\frac{J_{\text{ex}} S a}{L} \right)^2 (g \mu_B)^2 \text{Li}_0(e^{-b}), \quad (\text{C1a})$$

$$L^{12} = \frac{\tau \mathcal{A}}{4\pi \hbar^2 D k_m^2} \left(\frac{J_{\text{ex}} S a}{L} \right)^2 g \mu_B k_B \left[\text{Li}_1(e^{-b}) + b \text{Li}_0(e^{-b}) \right], \quad (\text{C1b})$$

$$L^{21} = \frac{\tau \mathcal{A}}{4\pi \hbar^2 D k_m^2} \left(\frac{J_{\text{ex}} S a}{L} \right)^2 g \mu_B k_B T \left[\text{Li}_1(e^{-b}) + b \text{Li}_0(e^{-b}) \right], \quad (\text{C1c})$$

$$L^{22} = \frac{\tau \mathcal{A}}{4\pi \hbar^2 D k_m^2} \left(\frac{J_{\text{ex}} S a}{L} \right)^2 k_B^2 T \left[2 \text{Li}_2(e^{-b}) + 2b \text{Li}_1(e^{-b}) + b^2 \text{Li}_0(e^{-b}) \right]. \quad (\text{C1d})$$

The Onsager relation, $L^{21} = T \cdot L^{12}$, again holds.

In particular, the ratio K/G reduces to³⁰

$$\frac{K}{G} \stackrel{\cong}{=} \left(\frac{k_B}{g \mu_B} \right)^2 T, \quad \text{when } k_B T \ll g \mu_B B. \quad (\text{C2})$$

Again, the ratio is linear in temperature, and, quite remarkably, again with a universal prefactor (in particular independent of the dipole-dipole interaction D). Thus, we see that the WF law holds also for thin films and in the presence of dipole-dipole interactions. Thus, we conclude that the linear-in- T behavior is extremely robust against microscopic details.

We note that each Onsager coefficient itself [Eqs. (C1a)-(C1d)] drastically changes in terms of temperature dependence as well as magnon lifetime *etc.* as compared to the bulk results (see main text). However, these differences all cancel out in the ratio K/G and the linear-in-temperature behavior remains.

Finally, at low temperatures $k_B T \ll g \mu_B B$, the magnon Seebeck and Peltier coefficients for thin films are reduced to $\mathcal{S} \stackrel{\cong}{=} B/T$ and $\Pi \stackrel{\cong}{=} B$ as for the bulk case given in the main text.

Appendix D: MAGNON-MAGNON INTERACTIONS

Assuming an anisotropic^{21,22,34} exchange interaction among the nearest neighboring spins in each FI [Eq. (A1)], magnon-magnon interactions in Eq. (A2) may arise from such an anisotropic Heisenberg spin Hamiltonian. The sign and the magnitude of the magnon-magnon interaction $J_m^{l(r)}$ depends on the anisotropy in the left (right) FI and it is assumed to be small $|J_m^{l(r)}| \ll J$ to be treated perturbatively; in Eqs. (14a) and (14b), they are set $J_m^l = J_m^r \equiv J_m$ for simplicity.

Using the Schwinger-Keldysh formalism^{27,28}, we find

up to $\mathcal{O}(J_{\text{ex}}^2 J_m)$

$$\begin{aligned} \langle \mathcal{I}_m \rangle &= \frac{(J_{\text{ex}} S)^2 J_m^l a^2}{2\pi^{5/2} L^2} \left(\frac{k_B T}{2JS} \right)^{3/2} \text{Li}_{3/2}(e^{-b}) \sum_{\mathbf{k}, \mathbf{k}'} \int d\omega g \mu_B \\ &\times \text{Re}(\mathcal{G}_{l,\mathbf{k},\omega}^r \mathcal{G}_{l,\mathbf{k},\omega}^r \mathcal{G}_{r,\mathbf{k}',\omega}^r + \mathcal{G}_{l,\mathbf{k},\omega}^r \mathcal{G}_{l,\mathbf{k},\omega}^l \mathcal{G}_{r,\mathbf{k}',\omega}^< \\ &+ \mathcal{G}_{l,\mathbf{k},\omega}^< \mathcal{G}_{l,\mathbf{k},\omega}^r \mathcal{G}_{r,\mathbf{k}',\omega}^a + \mathcal{G}_{l,\mathbf{k},\omega}^< \mathcal{G}_{l,\mathbf{k},\omega}^a \mathcal{G}_{r,\mathbf{k}',\omega}^a) \\ &- (l \leftrightarrow r), \end{aligned} \quad (\text{D1})$$

where $\mathcal{G}^{a(r/</>)}$ is the bosonic advanced (retarded/lesser/greater) Green function. Thus the magnon current $\langle \mathcal{I}_m \rangle = \mathcal{O}(J_m^{l(r)})$ arises as the nonlinearity in terms of the perturbative terms ($J_m^{l(r)}$ and J_{ex}). After some straightforward manipulations [Eq. (A6b)], Eq. (D1) is reduced to the form

$$\begin{aligned} \langle \mathcal{I}_m \rangle &= \left[\mathcal{C}_1 (J_m^l \mathcal{N}^l + J_m^r \mathcal{N}^r) \right. \\ &\left. + \int dk \mathcal{C}_2 (J_m^l \mathcal{N}^l - J_m^r \mathcal{N}^r) [n(\omega_{\mathbf{k}}^l) - n(\omega_{\mathbf{k}}^r)] \right] \Delta B, \end{aligned} \quad (\text{D2})$$

where $\mathcal{C}_{1(2)}$ is a ΔB - and ΔT -independent constant, and $\mathcal{N}^{l(r)}$ defined by

$$\mathcal{N}^l \equiv \frac{\sqrt{\pi}}{4a^3} \left(\frac{k_B T}{2JS} \right)^{3/2} \text{Li}_{3/2}(e^{-b}), \quad (\text{D3a})$$

$$\mathcal{N}^r = \mathcal{N}^l + \mathcal{O}(\Delta B) + \mathcal{O}(\Delta T), \quad (\text{D3b})$$

is obtained by integrating the Bose-distribution function $n(\omega_{\mathbf{k}}^{l(r)})$ over the wavevector. Eq. (D2) indicates that the perturbation of the magnon-magnon interaction $J_m^{l(r)}$ work as the magnetic field difference ΔB expansion. A mean field analysis actually shows that the magnon-magnon interaction works as an effective magnetic field. The \mathcal{C}_1 -term arises from $\mathcal{G}_{l,\mathbf{k},\omega}^r \mathcal{G}_{l,\mathbf{k},\omega}^r \mathcal{G}_{r,\mathbf{k}',\omega}^r$ in Eq. (D1) and the \mathcal{C}_2 -term from the rest. Since the difference of the Bose-distribution functions $n(\omega_{\mathbf{k}}^l) - n(\omega_{\mathbf{k}}^r)$ indeed gives the responses to ΔB and ΔT by itself [Eq. (A7)], the \mathcal{C}_2 -term becomes irrelevant in the linear response regime; the response to the temperature difference

ΔT actually arises also in the magnon-magnon interactions (i.e., from the \mathcal{C}_2 -term), but it is accompanied with the magnetic field difference as such $\Delta B \cdot \Delta T$. Therefore any linear responses to the temperature difference in the magnon-magnon interactions cannot be found in the corresponding magnon current [Eq. (D2)] or the modified matrix \hat{L}_3 [Eq. (13)]. We remark that the same remarks apply to the difference of magnon-magnon interactions $\Delta J_m \equiv J_m^r - J_m^l$. The response to ΔJ_m actually arises from the \mathcal{C}_2 -term [Eqs. (D2), (D3b), and (A7)], but it is accompanied with nonlinear responses such as $\Delta B \cdot \Delta T$ and $(\Delta B)^2$. Therefore, any responses to ΔJ_m cannot affect the modified matrix \hat{L}_3 [Eq. (13)].

Finally, focusing on the linear response regime, the magnon current due to the magnon-magnon interactions becomes

$$\langle \mathcal{I}_m \rangle = \mathcal{C}_1 (J_m^l \mathcal{N}^l + J_m^r \mathcal{N}^r) \Delta B. \quad (\text{D4})$$

This gives δL^{11} in Eq. (14a), where they are set $J_m^l = J_m^r \equiv J_m$. Using δL^{11} , the constant is given by $\mathcal{C}_1 = -\delta L^{11} / (J_m^l \mathcal{N}^l + J_m^r \mathcal{N}^r)$.

The main mechanism behind the generation of the coefficient δL^{21} due to the magnon-magnon interactions remains in place. The heat current $\langle \mathcal{I}_Q \rangle = \mathcal{O}(J_m^{l(r)})$ can be evaluated in the same way and it is indeed expressed in the same form as Eq. (D1) in terms of the Green functions up to $\mathcal{O}(J_{\text{ex}}^2 J_m)$

$$\begin{aligned} \langle \mathcal{I}_Q \rangle &= \frac{(J_{\text{ex}} S)^2 J_m^l a^2}{2\pi^{5/2} L^2} \left(\frac{k_B T}{2JS} \right)^{3/2} \text{Li}_{3/2}(e^{-b}) \sum_{\mathbf{k}, k_x} \int d\omega \omega_k^l \\ &\times \text{Re}(\mathcal{G}_{l,\mathbf{k},\omega}^r \mathcal{G}_{l,\mathbf{k},\omega}^l \mathcal{G}_{r,\mathbf{k}',\omega}^r + \mathcal{G}_{l,\mathbf{k},\omega}^r \mathcal{G}_{l,\mathbf{k},\omega}^l \mathcal{G}_{r,\mathbf{k}',\omega}^l \\ &+ \mathcal{G}_{l,\mathbf{k},\omega}^l \mathcal{G}_{l,\mathbf{k},\omega}^r \mathcal{G}_{r,\mathbf{k}',\omega}^a + \mathcal{G}_{l,\mathbf{k},\omega}^l \mathcal{G}_{l,\mathbf{k},\omega}^r \mathcal{G}_{r,\mathbf{k}',\omega}^a) \\ &- (l \leftrightarrow r). \end{aligned} \quad (\text{D5})$$

After some straightforward manipulations with the help of Eq. (A6b), it finally reduces to

$$\begin{aligned} \langle \mathcal{I}_Q \rangle &= \left[\mathcal{C}'_1 (J_m^l \mathcal{N}^l + J_m^r \mathcal{N}^r) \right. \\ &\left. + \int dk \mathcal{C}'_2 (J_m^l \mathcal{N}^l - J_m^r \mathcal{N}^r) [n(\omega_{\mathbf{k}}^l) - n(\omega_{\mathbf{k}}^r)] \right] \Delta B, \end{aligned} \quad (\text{D6})$$

where $\mathcal{C}'_{1(2)}$ is the corresponding ΔB - and ΔT -independent constant. This result has the same qualitative form as the magnon current Eq. (D2). Within linear response, it becomes [Eq. (A7)]

$$\langle \mathcal{I}_Q \rangle = \mathcal{C}'_1 (J_m^l \mathcal{N}^l + J_m^r \mathcal{N}^r) \Delta B. \quad (\text{D7})$$

This gives δL^{21} in Eq. (14b), where $J_m^l = J_m^r \equiv J_m$. The Onsager relation is violated by δL^{21} due to the magnon-magnon interactions. Using δL^{21} , the constant is given by $\mathcal{C}'_1 = -\delta L^{21} / (J_m^l \mathcal{N}^l + J_m^r \mathcal{N}^r)$.

These results can be understood as follows; the magnon-magnon interaction $J_m^{l(r)}$ acts as an effective magnetic field, and consequently the total magnetic field

difference ΔB_{tot} may be written as $\Delta B_{\text{tot}} = (1 + b_m) \Delta B$, where $b_m = \mathcal{O}(J_m^l \mathcal{N}^l + J_m^r \mathcal{N}^r)$ is the contribution of such magnon-magnon interactions. This contribution b_m gives rise to the \mathcal{C}'_1 -term [Eqs. (D4) and (D7), and Eq. (D3a)], and leads to $\delta L^{11} = \mathcal{O}(J_m^l \mathcal{N}^l + J_m^r \mathcal{N}^r)$ and $\delta L^{21} = \mathcal{O}(J_m^l \mathcal{N}^l + J_m^r \mathcal{N}^r)$. Thus, the Onsager relation is violated by the magnon-magnon interactions. The magnitude of the effective magnetic field difference can be estimated by $b_m \sim \delta L^{21} / L^{21}$.

The contributions arising from magnon-magnon interactions, δL^{11} and δL^{21} , generally affect also the thermomagnetic properties of magnon and heat transport. However, at low temperatures, $\hbar/(2\tau) \ll k_B T \ll g\mu_B B$, the ratios reduce to $\delta L^{11}/L^{11} \sim (3J_m\tau/2\hbar)(k_B T/SJ)^{3/2}$ and similarly for $\delta L^{21}/L^{21}$. For typical parameter values (see main text) we find that e.g. $\delta L^{11}/L^{11} \sim 0.1$. Therefore, $\hat{L}_3 \overset{\approx}{=} \hat{L}$ at low temperatures. Thus, the Onsager and the Thomson relations, Eqs. (6) and (9), the WF law for magnon transport, Eq. (7), and the thermomagnetic properties of magnon Seebeck and Peltier coefficients, Eq. (10), still hold at low temperatures.

Appendix E: THREE-MAGNON SPLITTINGS

Until now, we have essentially used the linearized¹³ Holstein-Primakoff transformation $S_i^{\pm} = \sqrt{2S}[1 - a_i^{\dagger} a_i / (2S)]^{1/2} a_i + \mathcal{O}(S)^{-1/2}$. Now, we consider the higher term $\mathcal{O}(S)^{-1/2}$, $S_i^{\pm} = \sqrt{2S}[1 - a_i^{\dagger} a_i / (4S)] a_i + \mathcal{O}(S)^{-3/2}$, and include the three-magnon splittings, $a_i^{\dagger} a_i a_i / S + \text{H.c.}$, into the Hamiltonian \mathcal{H}_{ex} to be treated perturbatively. We remark that when $S \rightarrow \infty$ (i.e. in the classical limit), the three-magnon splittings cease to work. In that sense, the three-magnon splitting can be regarded as a quantum effect⁴⁴.

Following the same procedure as before with the approximation Eq. (A7), the magnon current in linear response regime becomes in leading order

$$\begin{aligned} \langle \mathcal{I}_m \rangle &= \left[1 - \frac{1}{4\pi^{3/2} S} \left(\frac{k_B T}{2JS} \right)^{3/2} \text{Li}_{3/2}(e^{-b}) \right] \\ &\times (L^{11} \ L^{12}) \begin{pmatrix} -\Delta B \\ \Delta T \end{pmatrix}, \end{aligned} \quad (\text{E1})$$

which is of order $\mathcal{O}(J_{\text{ex}}^2)$. The heat current can be evaluated in the same way and becomes up to $\mathcal{O}(J_{\text{ex}}^2)$

$$\begin{aligned} \langle \mathcal{I}_Q \rangle &= \left[1 - \frac{1}{4\pi^{3/2} S} \left(\frac{k_B T}{2JS} \right)^{3/2} \text{Li}_{3/2}(e^{-b}) \right] \\ &\times (L^{21} \ L^{22}) \begin{pmatrix} -\Delta B \\ \Delta T \end{pmatrix}. \end{aligned} \quad (\text{E2})$$

Thus, the modified matrix \hat{L}_2 is given by [Eq. (3)]

$$\hat{L}_2 = \left[1 - \frac{1}{4\pi^{3/2} S} \left(\frac{k_B T}{2JS} \right)^{3/2} \text{Li}_{3/2}(e^{-b}) \right] \hat{L}. \quad (\text{E3})$$

This means

$$\hat{L}_2 \propto \hat{L} \quad (\text{E4a})$$

$$\stackrel{\cong}{=} \hat{L}, \quad \text{when } T \rightarrow 0. \quad (\text{E4b})$$

Therefore, the Onsager and the Thomson relations [Eqs.

(6) and (9)] hold. In addition, the WF law for magnon transport [Eq. (7)] and the thermomagnetic properties [Eq. (10)] at low temperatures remain valid even in the presence of three-magnon splittings.

-
- ¹ G. E. W. Bauer, E. Saitoh, and B. J. van Wees, *Nat. Mater.* **11**, 391 (2012).
- ² R. L. Stamps, S. Breitkreutz, J. Akerman, A. V. Chumak, Y. Otani, G. E. W. Bauer, J.-U. Thiele, M. Bowen, S. A. Majetich, M. Klaui, et al., *J. Phys. D: Appl. Phys.* **47**, 333001 (2014).
- ³ G. E. W. Bauer, A. H. MacDonald, and S. Maekawa, *Solid State Commun.* **150**, 459 (2010).
- ⁴ K. S. Tikhonov, J. Sinova, and A. M. Finkel'stein, *Nat. Comm.* **4**, 1945 (2013).
- ⁵ A. V. Chumak, V. I. Vasyuchka, A. A. Serga, and B. Hillebrands, *Nat. Phys.* **11**, 453 (2015).
- ⁶ F. Meier and D. Loss, *Phys. Rev. Lett.* **90**, 167204 (2003).
- ⁷ B. Trauzettel, P. Simon, and D. Loss, *Phys. Rev. Lett.* **101**, 017202 (2008).
- ⁸ K. Uchida, J. Xiao, H. Adachi, J. Ohe, S. Takahashi, J. Ieda, T. Ota, Y. Kajiwara, H. Umezawa, H. Kawai, et al., *Nat. Mater.* **9**, 894 (2010).
- ⁹ E. Saitoh, M. Ueda, H. Miyajima, and G. Tatara, *Appl. Phys. Lett.* **88**, 182509 (2006).
- ¹⁰ Y. Kajiwara, K. Harii, S. Takahashi, J. Ohe, K. Uchida, M. Mizuguchi, H. Umezawa, H. Kawai, K. Ando, K. Takanashi, et al., *Nature* **464**, 262 (2010).
- ¹¹ K. Uchida, S. Takahashi, K. Harii, J. Ieda, W. Koshibae, K. Ando, S. Maekawa, and E. Saitoh, *Nature* **455**, 778 (2008).
- ¹² J. Xiao, G. E. W. Bauer, K. Uchida, E. Saitoh, and S. Maekawa, *Phys. Rev. B* **81**, 214418 (2010).
- ¹³ H. Adachi, J. Ohe, S. Takahashi, and S. Maekawa, *Phys. Rev. B* **83**, 094410 (2011).
- ¹⁴ S. Hoffman, K. Sato, and Y. Tserkovnyak, *Phys. Rev. B* **88**, 064408 (2013).
- ¹⁵ L. Onsager, *Phys. Rev.* **38**, 2265 (1931).
- ¹⁶ J. Flipse, F. K. Dejene, D. Wagenaar, G. E. Bauer, J. B. Youssef, and B. J. van Wees, *Phys. Rev. Lett.* **113**, 027601 (2014).
- ¹⁷ R. Franz and G. Wiedemann, *Annalen der Physik* **165**, 497 (1853).
- ¹⁸ N. W. Ashcroft and N. D. Mermin, *Solid State Physics* (Brooks Cole, 1976).
- ¹⁹ C. Kittel, *Introduction to Solid State Physics* (Wiley, 8th edition, 2004).
- ²⁰ F. K. Dejene, J. Flipse, and B. J. van Wees, *Phys. Rev. B* **90**, 180402(R) (2014).
- ²¹ K. Nakata, K. A. van Hoogdalem, P. Simon, and D. Loss, *Phys. Rev. B* **90**, 144419 (2014).
- ²² K. Nakata, P. Simon, and D. Loss, *Phys. Rev. B* **92**, 014422 (2015).
- ²³ T. Holstein and H. Primakoff, *Phys. Rev.* **58**, 1098 (1940).
- ²⁴ G. D. Mahan, *Many-Particle Physics* (Kluwer Academic, Plenum Publishers, Third edition, 2000).
- ²⁵ The currents flow from the right FI to the left one when the sign of the currents is positive.
- ²⁶ See Appendices for a detailed discussion on magnon and heat currents, and multi-magnon effects on the thermomagnetic properties.
- ²⁷ J. Rammer, *Quantum Field Theory of Non-equilibrium States* (Cambridge University Press, Cambridge, 2007).
- ²⁸ G. Tatara, H. Kohno, and J. Shibata, *Physics Report* **468**, 213 (2008).
- ²⁹ S. O. Demokritov, V. E. Demidov, O. Dzyapko, G. A. Melkov, A. A. Serga, B. Hillebrands, and A. N. Slavin, *Nature* **443**, 430 (2006).
- ³⁰ At low temperatures $T \sim 10^{-1}$ K, phonon contributions are negligible⁴⁵.
- ³¹ See Appendices for the WF law in YIG thin films.
- ³² Y. Aharonov and A. Casher, *Phys. Rev. Lett.* **53**, 319 (1984).
- ³³ H. Kurebayashi, O. Dzyapko, V. E. Demidov, D. Fang, A. J. Ferguson, and S.O. Demokritov, *Nat. Mater.* **10**, 660 (2011).
- ³⁴ K. A. van Hoogdalem and D. Loss, *Phys. Rev. B* **84**, 024402 (2011).
- ³⁵ H. B. G. Casimir, *Rev. Mod. Phys.* **17**, 343 (1945).
- ³⁶ D. Sánchez and M. Büttiker, *Phys. Rev. Lett.* **93**, 106802 (2004).
- ³⁷ I. S. Tupitsyn, P. C. E. Stamp, and A. L. Burin, *Phys. Rev. Lett.* **100**, 257202 (2008).
- ³⁸ D. Loss and P. M. Goldbart, *Phys. Lett. A* **215**, 197 (1996).
- ³⁹ M. Agrawal, V. I. Vasyuchka, A. A. Serga, A. D. Karenowska, G. A. Melkov, and B. Hillebrands, *Phys. Rev. Lett.* **111**, 107204 (2013).
- ⁴⁰ W. Jiang, P. Upadhyaya, Y. Fan, J. Zhao, M. Wang, L.-T. Chang, M. Lang, K. L. Wong, M. Lewis, Y.-T. Lin, et al., *Phys. Rev. Lett.* **110**, 177202 (2013).
- ⁴¹ S. Chesi, Y.-D. Wang, J. Yoneda, T. Otsuka, S. Tarucha, and D. Loss, *Phys. Rev. B* **90**, 235311 (2014).
- ⁴² A. A. Serga, V. S. Tiberkevich, C. W. Sandweg, V. I. Vasyuchka, D. A. Bozhko, A. V. Chumak, T. Neumann, B. Obry, G. A. Melkov, A. N. Slavin, et al., *Nat. Commun.* **5**, 3452 (2014).
- ⁴³ P. Clausen, D. A. Bozhko, V. I. Vasyuchka, G. A. Melkov, B. Hillebrands, and A. A. Serga, arXiv:1503.00482.
- ⁴⁴ M. E. Peskin and D. V. Schroeder, *An Introduction To Quantum Field Theory* (Westview Press, 1995).
- ⁴⁵ H. Adachi, K. Uchida, E. Saitoh, J. Ohe, S. Takahashi, and S. Maekawa, *Apply. Phys. Lett.* **97**, 252506 (2010).