

Bistable Intrinsic Charge Fluctuations of a Dust Grain Subject to Secondary Electron Emission in a Plasma

B. Shotorban*

*Department of Mechanical and Aerospace Engineering,
The University of Alabama in Huntsville, Huntsville, Alabama 35899*

A master equation was formulated to study intrinsic charge fluctuations of a grain in a plasma as ions and primary electrons are attached to the grain through collisional collection, and secondary electrons are emitted from the grain. Two different plasmas with Maxwellian and non-Maxwellian distributions were considered. The fluctuations could be bistable in either plasma when the secondary electron emission is present, as two stable macrostates, associated with two stable roots of the charge net current, may exist. Metastability of fluctuations, manifested by the passage of the grain charge between two macrostates, was shown to be possible.

I. INTRODUCTION

Various mechanisms, including ion and electron collisional collection and resulting secondary emission of ions or electrons, contribute to the charging of a dust grain in a plasma. Since the collision of plasma particles with the grain occurs at random times, the net electric charge possessed by the grain fluctuates in time even if the plasma parameters such as temperature and number densities are fixed. This kind of fluctuations, which take place in systems with discrete particles, are known as *intrinsic noise* [1]. The intrinsic noise cannot be switched off as it is inherent in the actual physical mechanism, e.g., electron or ion electron collision or emission in grain charging mechanism, which is responsible for the evolution of the system. Intrinsic charge fluctuations refer to random variation of the grain charge by this intrinsic noise.

Description of intrinsic charge fluctuations of grains was the subject of a number of studies [2–15]. Cui and Goree [2] studied the fluctuations through a Monte Carlo approach and concluded that they are more important for smaller grains. The grain charge is correlated with the grain size so this conclusion is consistent with that the net elementary charge Z possessed by the grain should have fluctuations with $Z_{\text{rms}} \propto \sqrt{|\langle Z \rangle|}$, which suggested by Morfill *et al.* [16]. Cui and Goree [2] also showed that the fluctuating charge of small grains could experience positive values. It is known that the grain mean charge at equilibrium is negative because in an average sense, the grain collects mobile electrons more than ions, as it approaches to an equilibrium charge. Matsoukas and Russell [3] proposed a one-step process master equation [1] for the grain charge density function, then derived a Fokker-Planck equation for it and showed that if the condition $e^2/4\pi\epsilon_0 Rk_B T_e \ll 1$, where R is the radius of the grain and T_e is the electron temperature, is satisfied, the charge distribution at stationary states is Gaussian with an average and variance correlated to the ion and electron currents to the grain. Defining the system size

as $\Omega = 4\pi\epsilon_0 Rk_B T_e/e^2$, Shotorban [9] derived a Gaussian solution at non-stationary states for the Fokker-Planck equation formulated through the system size expansion of the master equation [1]. In the non-stationary state Gaussian solution, the rate of the mean grain charge correlates with the rate of charge to the net current. This mean equation is the macroscopic equation [1] of the grain charging system, and it is the same equation widely used for the grain charging with negligible fluctuations, which is the conservation of the grain charge. The rate of the grain charge variance is correlated with the currents and their derivatives evaluated at the charge mean. Shotorban [13] lately extended this model to include multi-component plasmas where there are various kinds of singly- or multiply-charged negative or positive ions and showed that the grain charge distribution still follows Gaussianity when Ω is sufficiently large. In all the references discussed above, collisional collections of electrons and ions were the only mechanism of charging. Gordiets and Ferreira [6] obtained an analytical solution for the PDF at stationary states for a master equation that included the effect of the electron detachment, e.g., secondary electron emission (SEE), assuming that the grain charge does not experience positive values, i.e., a half-infinite range assumption $Z = 0, -1, -2, \dots$. This kind stationary-state solution is unique for the master equation of a general one-step process with a half-infinite or finite range of the variable whereas it is not unique for a range consisting of all integers [1]. Later, Gordiets and Ferreira [8] formulated an improved version of the master equation that they had originally proposed [6], relaxed the half-infinite range assumption, and derived an approximate analytical solution for the PDF at the stationary state. This approximation is not well justified for grains where the PDF varies substantially over a small range of charges. Khrapak *et al.* [7] studied the effects of thermionic emission and UV irradiation, separately, while electron collisional collection was present. They concluded that $Z_{\text{rms}} \propto \sqrt{|\langle Z \rangle|}$ is valid for these situations as well. Lately, Mishra and Misra [15] studied the fluctuations in multi-component plasma through a population balance equation resembling the master equation. They also included the influence of photoemission from

* babak.shotorban@uah.edu

dust through irradiation by laser light in their study. It is noted that all above but Asgari *et al.* [10, 14] used Markov approaches to describe grain charge fluctuations.

The most well known effect of SEE on grain charging is a bifurcation phenomenon: two identical grains in an identical plasma environment may have two different stable charge values, one positive and one negative [17, 18]. Thus, a small variation in the parameters may cause a rapid change from one equilibrium charge to another. Interestingly, Lai [19] showed that in the spacecraft charging, the bifurcation phenomena caused by SEE could involve three stable equilibrium charge values. The experimental study of Walch *et al.* [20] on charging of grains with energetic electrons that resulted in secondary electron emission, showed the distribution of grain charge could be bimodal. However, they asserted that the lack of a unique value may be due to fluctuations in the plasma parameters or small differences in the grains.

The current study is on the influence of SEE on grain charge intrinsic fluctuations with a focus on bistability. Bistability occurs in stochastic systems with two stable macrostates [1, 21]. The bistability of the grain charging system is associated with the bifurcation phenomena described above. The fluctuations in a bistable system may be metastable [1], where the fluctuations are at one macrostate for a while and at a random time, a passage to the other macrostate takes place and at a random time, the system returns to the first macrostate and this cycle continues. Whether grain charge fluctuations could be metastable is investigated in this work. In section II, first, a master equation describing the fluctuations of the grain charge in the presence of SEE mechanism is presented, and then currents of ions, primary electrons and secondary electrons of a Maxwellian plasma and a non-Maxwellian plasma are shown. In section III, results are shown and discussed. Conclusions are made in section IV.

II. MATHEMATICAL FORMULATION

Assuming that the charging of the grain undergoes a Markov process, the following master equation can be formulated for the probability density function of the grain charge $P(Z, t)$:

$$\begin{aligned} \frac{dP(Z, t)}{dt} &= (\mathbb{E} - 1)f_0(Z)I_e(Z)P(Z) \\ &+ \sum_{n=1}^{M-1} (\mathbb{E}^{-n} - 1)f_{n+1}(Z)I_e(Z)P(Z) \\ &+ (\mathbb{E}^{-1} - 1)I_i(Z)P(Z), \end{aligned} \quad (1)$$

where \mathbb{E} is an operator defined by $\mathbb{E}^k g(Z) = g(Z + k)$ for any integer number k , n indicates the number of secondary electrons emitted from the grain upon the impact of one primary electron, M is the maximum number of

secondary electrons that can be emitted, $I_i(Z)$ and $I_e(Z)$ are the currents of ions and primary electrons to the grain, respectively, and $f_n(Z)$ is the probability distribution of emission of n electrons in a single incident of a primary impact, i.e., the fraction of primary electrons that result in the emission of n secondary electrons in one single attachment incident. Hence, the rate of the attachment of the primary electrons that do not cause secondary emission is $f_0(Z)I_e(Z)$, and $f_n(Z)I_e(Z)$ indicate the rate of the attachment of the primary electrons that cause the emission of n secondary electrons in one incident. The jump process associated with eq. (1) is regarded to that the attachment of a primary electron to the grain causes the emission of n secondary electrons; thus the net change of the grain charge is $n - 1$. In other words, $Z(t)$, the charge of the grain at time t , jumps to $Z(t) + n - 1$. It is noted that the master equation of Gordiets and Ferreira [8] is a special case of eq. (1) with $M = 3$. Also, two following special cases of the master equation (1) regarded as one-step processes are worth noting:

- $M = 0$, which corresponds to a case where no SEE occurs, i.e., $f_0(Z) = 1$ and $f_n(Z) = 0$ for $n > 0$. In this case, the second term on the right hand side of eq. (1) vanishes and the master equation of the grain charging is retrieved [3, 9],
- $M = 1$, which corresponds a case that at most one secondary electron is emitted so $f_0(Z) < 1$ and $f_1(Z) = 1 - f_0(Z)$.

Defining the system size Ω as a reference constant charge number and having changed the variable $Z = \Omega\phi(t) + \Omega^{1/2}\xi$, where Z is modeled by a combination of a deterministic part $\phi(t)$ scaled by Ω , and a random part ξ scaled by $\Omega^{1/2}$, a macroscopic equation associated with eq. (1) can be derived through the system size expansion method [1, 13]:

$$\frac{d\phi}{dt} = a_1(\phi), \quad (2)$$

where $a_1(\phi) = \Omega^{-1}I_n(\Omega\phi)$, $I_n(\cdot) = I_i(\cdot) - I_e(\cdot) + I_s(\cdot)$ is the net current to the grain, and $I_s(\cdot)$ is the SEE current to the grain. A solution of the macroscopic eq. (2) is a time-dependent macrostate of the grain charging system while the solution of $a_1(\phi) = 0$ is a stationary macrostate of the system [1].

Van Kampen [1] classifies the stable, bistable, and unstable stochastic systems through $a_1(\phi)$ in eq. (2): A stochastic system is stable when $a'_1(\phi) < 0$ where $a'_1(\phi) \equiv da_1/d\phi$; it is bistable when there are two stable stationary macrostates, i.e., there are two solutions for $a_1(\phi) = 0$ and at the vicinities of them, $a'_1(\phi) < 0$ holds; and it is unstable when $a'_1(\phi) > 0$. The bistability classification here is in harmony with the bifurcation phenomenon based on the roots of the net current, which is reviewed in sec. I. In other words, having neglected the

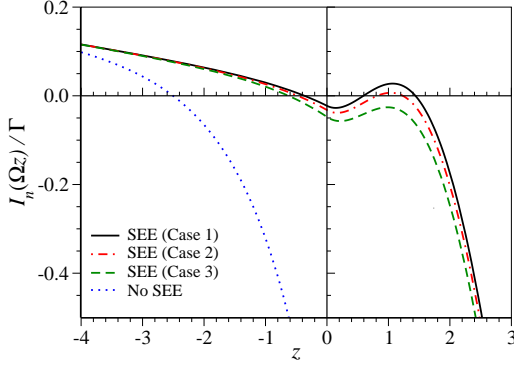


FIG. 1. Dimensionless net current versus dimensionless grain charge $z = Z/\Omega$, where $\Omega = 4\pi\epsilon_0 R k_B T_e / e^2$ and $\Gamma = \pi R^2 n_e \sqrt{8k_B T_e / \pi m_e}$, for $T_s/T_e = 1.5$ in a Maxwellian plasma [17]; Case 1: $\delta_M = 15$ and $E_M/4kT_e = 45.6$; Case 2: $\delta_M = 14.85$ and $E_M/4kT_e = 45.6$; Case 3: $\delta_M = 15$ and $E_M/4kT_e = 47$.

fluctuations of Z , i.e., $\xi = 0$, one obtains $Z = \Omega\phi$ and eq. (2) is readily simplified to $dZ/dt = I_n(Z)$, which can be used to find the time evolution of Z . If an initial Z is within the domain of attraction of a stable root of $I_n(Z) = 0$, then Z approaches it at the stationary state when there are no fluctuations. Each root is associated with one stationary macrostate of the system and the system stability defined above can be likewise determined through the sign of $I'_n(Z)$. When the fluctuations of the grain charge are taken into account, there is a probability for a fluctuation to carry the charge from the domain of attraction of one root to another. This situation is investigated in next section.

The SEE current is correlated with $I_e(Z)$ and $f_n(Z)$, and this correlation is found through the mean secondary electron yield defined by

$$\bar{n}(Z) = I_s(Z)/I_e(Z). \quad (3)$$

In addition, $\bar{n}(Z)$ is correlated with $f_n(Z)$ through the definition of the mean $\bar{n}(Z) = \sum_{n=1}^M n f_n(Z)$. Using these two equations and the normalization condition, i.e., $\sum_{n=0}^M f_n(Z) = 1$, one obtains

$$I_s(Z) = \left[1 - f_0(Z) + \sum_{n=2}^M (n-1) f_n(Z) \right] I_e(Z). \quad (4)$$

Here, a binomial distribution is proposed for $f_n(Z)$:

$$f_n(Z) = \binom{M}{n} p^n (1-p)^{M-n}, \quad (5)$$

where for $M > 0$, $p = \bar{n}(Z)/M$ where $\bar{n}(Z)$ is given in eq. (3). Binomial distributions are used for the Monte Carlo modeling of SEE in the electron-surface collision [22]. For $M = 1$ in eq. (5), $f_0(Z) = 1 - \bar{n}(Z)$ and hence, $f_0(Z)I_e(Z)P(Z) = [I_e(Z) - I_s(Z)]P(Z)$. For $M = 1$, the summation terms in this equation are zero. It is noted that $I_e(Z) - I_s(Z)$ is the electron net current to the grain so the charging process here is modeled as each primary electron impact incident causing no or one secondary electron emission at most. In eq. (5), a sufficient condition for the positivity of $f_n(Z)$ is $1 - p > 0$, which is equivalent to

$$\bar{n}(Z) < M. \quad (6)$$

This inequality sets the requirement for the minimum M according to variation of $\bar{n}(Z)$ versus Z .

Following Meyer-Vernet [17], who investigated the bifurcation phenomena associated with SEE, both Maxwellian and non-Maxwellian plasmas are considered here:

For Maxwellian plasmas, it can be shown [13, 23]

$$I_e(Z) = \Gamma \times \begin{cases} 1 + \frac{Z}{\Omega} & Z \geq 0, \\ \exp\left(\frac{Z}{\Omega}\right) & Z < 0, \end{cases} \quad (7)$$

$$I_i(Z) = \Gamma \hat{n}_i \sqrt{\frac{\hat{T}_i}{\hat{m}_i}} \times \begin{cases} 1 - \frac{Z}{\hat{T}_i \Omega} & Z \leq 0, \\ \exp\left(-\frac{Z}{\hat{T}_i \Omega}\right) & Z > 0, \end{cases} \quad (8)$$

where n_i and T_i are the number density and temperature of ions, respectively. Also, $\hat{T}_i = T_i/T_e$, $\hat{m}_i = m_i/m_e$, $\hat{n}_i = n_i/n_e$,

$$\Omega = \frac{4\pi\epsilon_0 R k_B T_e}{e^2}, \quad (9)$$

$$\Gamma = \pi R^2 n_e \sqrt{\frac{8k_B T_e}{\pi m_e}} = \frac{\Omega \omega_{pe} R}{\sqrt{2\pi} \lambda_{De}}, \quad (10)$$

where $\lambda_{De} = \sqrt{\epsilon_0 k_B T_e / n_e e^2}$ is the electron Debye length and $\omega_{pe} = \sqrt{n_e e^2 / \epsilon_0 m_e}$ is the electron plasma frequency.

The SEE current is obtained by [17]

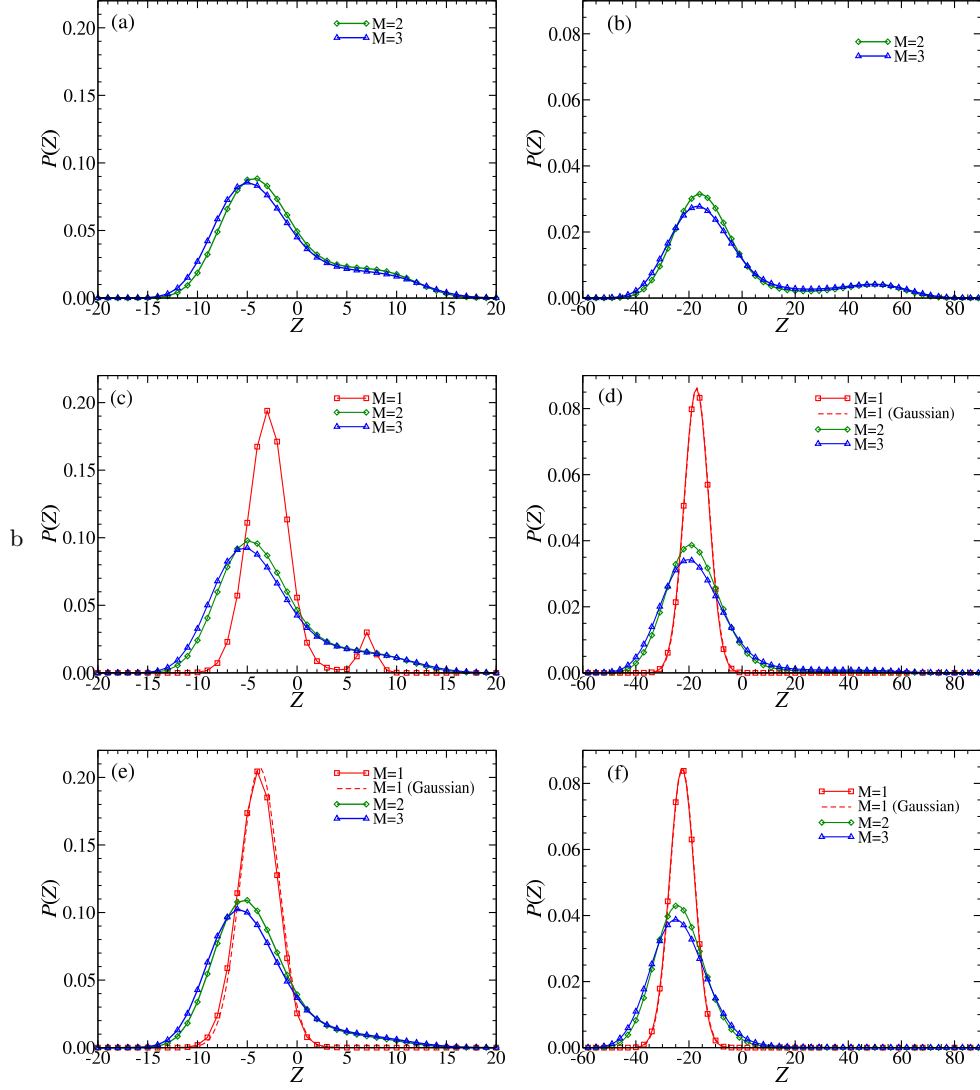


FIG. 2. Probability density function of grain charge in a Maxwellian plasma; (a) Case 1 with $R = 5\text{nm}$; (b) Case 1 with $R = 30\text{nm}$; (c) Case 2 with $R = 5\text{nm}$; (d) Case 2 with $R = 30\text{nm}$; (e) Case 3 with $R = 5\text{nm}$; (f) Case 3 with $R = 30\text{nm}$. Gaussian solutions are obtained by the system size expansion method [9, 13]. See the caption of fig. 1 for parameters associated with Case 1-3.

$$I_s(Z) = 3.7\delta_M\Gamma \times \begin{cases} \left(1 + \frac{Z}{\Omega T_s}\right) \exp\left(-\frac{Z}{\Omega T_s} + \frac{Z}{\Omega}\right) F_{5,B}\left(\frac{E_M}{4k_B T_e}\right) & Z \geq 0, \\ \exp\left(\frac{Z}{\Omega}\right) F_5\left(\frac{E_M}{4k_B T_e}\right) & Z < 0, \end{cases} \quad (11)$$

where

$$F_5(x) = x^2 \int_0^\infty u^5 \exp(-xu^2 - u) du,$$

$$F_{5,B}(x) = x^2 \int_B^\infty u^5 \exp(-xu^2 - u) du,$$

where $B = \sqrt{4k_B T_e Z / \Omega E_M}$.

Electrons in the non-Maxwellian plasma are assumed to have a bi-Maxwellian distribution. The electron current is obtained by adding an identical term, where n_e and T_e are to be replaced by n_H and T_H , to the right side of eq. (7) and changing n_e to $n_e - n_H$ in the first term [17].

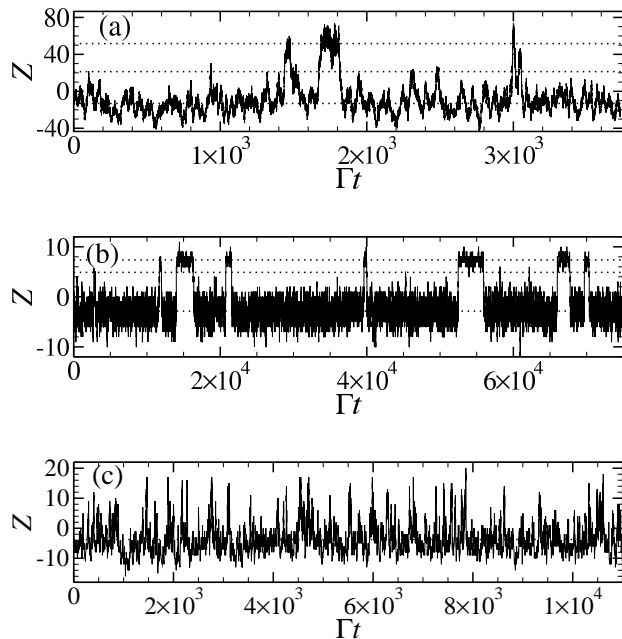


FIG. 3. Grain charge variation in time in a Maxwellian plasma with SEE; (a) Case 1 with $R = 30\text{nm}$ and $M = 3$; (b) Case 2 with $R = 5\text{nm}$ and $M = 1$; (c) Case 3 with $R = 5\text{nm}$ and $M = 3$. The dotted lines show the roots of the net current.

III. RESULTS AND DISCUSSIONS

Dimensionless net current is plotted against dimensionless grain potential in fig. 1 for a Maxwellian plasma [17]. Seen in this figure is that when the SEE mechanism is lacking, the net current curve crosses the horizontal axis only at one point so there is only one root. The system is stable in this case as $I'_n(Z) < 0$ for all values of Z . This negativity is due to that the attaching electrons are more mobile than attaching ions. On the other hand, it is seen in the figure that when the SEE mechanism is present, the net current may have up to three roots, one negative and two positive (Cases 1 and 2). The root at the middle is unstable whereas two others are stable so the grain charge fluctuations are bistable in Cases 1 and 2. In case 3, only one stable root exists and for all values of Z except the domain restricted between local maxima and minima, the system is stable. It is noted that the SEE cases seen in fig. 1 are different through small changes made in the SEE current parameters δ_M or E_M . A detailed study on the impact of these parameters and plasma parameters on the roots of net current can be found in Ref. 17.

The PDF of the grain charge obtained through a numerical solution of the master equation (1) for a Maxwellian plasma (Case 1-3 illustrated in fig. 1) for two grain sizes $R = 5$ and $R = 30\text{nm}$ are shown in fig. 2. A prominent deviation from Gaussian distribution is observed for most of the cases. However, the PDF was verified to be very close to Gaussian for $M = 1$ in figs.

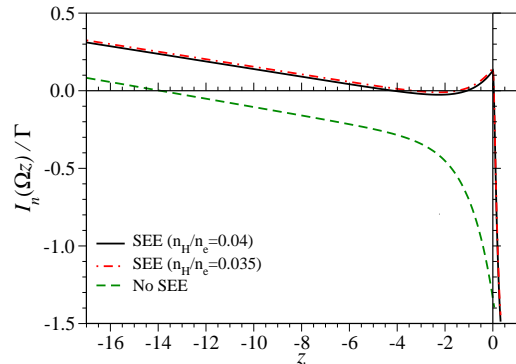


FIG. 4. Dimensionless net current versus dimensionless grain charge $z = Z/\Omega$ in a bi-Maxwellian plasma; $T_e = T_i = 25\text{eV}$, $\delta_M = 3$, $E_M/k_B T_e = 16$, $T_s/T_e = 1$, $T_H/T_e = 100$, and $M = 3$ [17].

2(d-f) as compared to a Gaussian solution obtained by the system size expansion method [9, 13]. For $R = 5\text{nm}$ and $M = 1$, seen in fig. 2(c), the PDF is bimodal, i.e., with two distinct local maxima, and for two other values of M , it is not. It is borne in mind that for all cases in figs 2(a-d), there are two stable roots of the net current so they all are considered bistable according to the classification in the previous section. The bimodal PDF is also seen in fig. 2(b) for a larger grain with $R = 30\text{nm}$. However, when the same SEE parameters are used for smaller grain $R = 5\text{nm}$, no bimodal distribution is observed (see fig. 2a). No bimodal distribution is observed in fig. 2(e-f) which is for the SEE cases with only one root of the net current. Although, in these two subfigures, the deviation of the distribution from Gaussianity is substantial for $M = 2$ and 3.

Figure 3 displays time histories of grain charges. The discrete stochastic method [13], adapted from Gillespie's algorithm [24, 25]), is utilized to simulate the grain charge fluctuations governed by the master equation (1). Time histories seen in figs. 3(a,b), are for the bistable cases shown in fig. 2(b) for $M = 3$ and fig. 2(c) for $M = 1$, respectively. The fluctuations in these two cases are characterized by two distinct time scales: one associated with fluctuations around either of stable roots of the net current, i.e., charging macrostates, and the other associated with the spontaneous switches between them. A system with this behavior is called metastable [1]. A transition from the macrostate associated with the negative stable charge to the other macrostate is attributed to a sequence of incidents most of which increase the grain charge by one or two elementary charges. These incidents could be the attachment of an ion or the attachment of a primary electron that results in the emission of two or more of secondary electrons. On the other hand, a transition from the macrostate associated with the positive stable root of the net current to the other macrostate is attributed to a

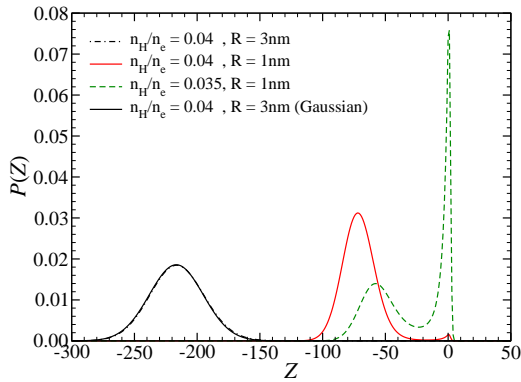


FIG. 5. Probability density function of grain charge in a bi-Maxwellian plasma. See the caption of fig. 4 for parameters.

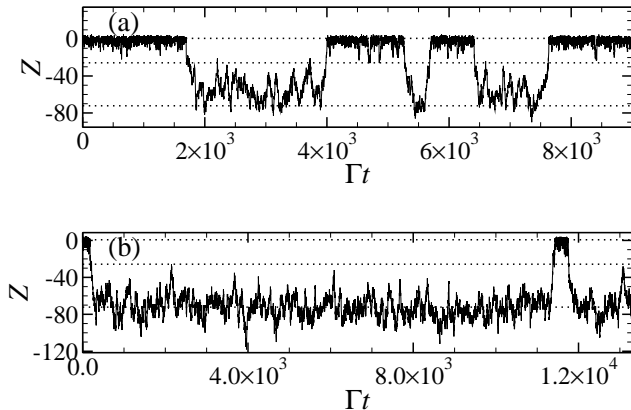


FIG. 6. Grain charge fluctuations in a bi-Maxwellian plasma with SEE, $M = 3$, and initial charge $Z(0) = 0$; (a) $n_H/n_e = 0.035$ and $R = 1\text{nm}$; (b) $n_H/n_e = 0.04$ and $R = 1\text{nm}$; (c) $n_H/n_e = 0.04$ and $R = 3\text{nm}$.

sequence of incidents most of which are the attachments of a primary electron without emitting a secondary electron. Fig. 3(c) which corresponds to the PDF shown in fig. 2(e) with $M = 3$ is not considered bistable as the net current in this case has only one root.

Shown in fig. 4 is the net current variation against the grain charge in a bi-Maxwellian plasma. For the shown SEE cases, there are two negative and one positive roots for the net current so the system is bistable in both SEE cases. The positive root is very close to the origin of the coordinates and the net current has a very sharp variation around this root. Although the curves of the SEE cases shown in this figure seem very similar, they are different as the negative roots in the case with $n_H/n_e = 0.035$ are slightly closer to each other than the case with $n_H/n_e = 0.04$. The root of the net current in the No SEE case is somewhat far from the roots of the SEE cases.

Figure 5 displays the grain charge PDF in the stud-

ied bi-Maxwellian plasma for two grain sizes. All three cases shown in this figure are associated with the SEE cases in fig. 4, which are bistable. A bimodal distribution is observed for smaller grain with $R = 1\text{nm}$ at both $n_H/n_e = 0.035$ and 0.04 . Although, the difference between these two values of n_H/n_e is around %13, the bimodal forms of their associated PDF's are very different. The peak value of the PDF seen at around $Z = 0$ for $n_H/n_e = 0.035$ is at least an order of magnitude larger than that for $n_H/n_e = 0.04$. For this case, the value of the left peak is an order of magnitude larger than the right mode. For the grain with a larger radius $R = 3\text{nm}$, no bimodal behavior is observed. For this case, also, a Gaussian solution is obtained by the system size expansion with an initial condition $\langle Z(0) \rangle / \Omega = -3$. An excellent agreement between the Gaussian solution and the master equation solution is observed. When $\langle Z(0) \rangle = 0$ is used, the solution at the stationary state is a sharp Gaussian function at around $Z = 0$. Time history of the grain charge is shown in fig. 6 with panels (a) and (b) associated with solid- and dashed-line PDF's, respectively, in fig. 5. An obvious metastability is observed for these two cases.

IV. SUMMARY AND CONCLUSIONS

A master equation was formulated to include the effect of secondary electron emission in addition to collisional attachment of ions and electrons on the intrinsic charge fluctuations of a grain. Grain charging in both Maxwellian and non-Maxwellian plasmas were considered. In both plasmas, the fluctuations could be bistable, as the system could have two stable macrostates. In the absence of SEE mechanism, the bistability is not possible as the system always have a single macrostate. It was shown that if the system is bistable, the grain charge can be metastable. That is a situation where the fluctuations are characterized by two distinct time scales - one associated with the fluctuations at either macrostate and the other associated with the spontaneous transition between macrostates. A switch from the macrostate associated with the negative stable root of the net current to the macrostate associate with the positive stable root of the net current is attributed to a sequence of incidents almost all of which increase the grain charge by one or two elementary charge. On the other hand, a converse switch is attributed to a sequence of incidents most of which are the attachments of primary electrons without resulting in the emission of secondary electrons.

ACKNOWLEDGMENTS

The author acknowledges the support by the National Science Foundation through award PHY-1414552.

-
- [1] N. G. Van Kampen, *Stochastic Processes in Physics and Chemistry* (Elsevier Science Publishers, North Holland, Amsterdam, 2007).
- [2] C. Cui and J. Goree, *IEEE Trans. Plasma Sci.* **22**, 151 (1994).
- [3] T. Matsoukas and M. Russell, *J. Appl. Phys.* **77**, 4285 (1995).
- [4] T. Matsoukas, M. Russell, and M. Smith, *J. Vac. Sci. Technol. A* **14**, 624 (1996).
- [5] T. Matsoukas and M. Russell, *Phys. Rev. E* **55**, 991 (1997).
- [6] B. Gordiets and C. Ferreira, *Journal of Applied Physics* **84**, 1231 (1998).
- [7] S. A. Khrapak, A. P. Nefedov, O. F. Petrov, and O. S. Vaulina, *Phys. Rev. E* **59**, 6017 (1999).
- [8] B. Gordiets and C. Ferreira, *Journal of Applied Physics* **86**, 4118 (1999).
- [9] B. Shotorban, *Phys. Rev. E* **83**, 066403 (2011).
- [10] H. Asgari, S. Muniandy, and C. Wong, *Physics of Plasmas* **18**, 083709 (2011).
- [11] B. Shotorban, *Physics of Plasmas* **19**, 053702 (2012).
- [12] L. S. Matthews, B. Shotorban, and T. W. Hyde, *The Astrophysical Journal* **776**, 103 (2013).
- [13] B. Shotorban, *Physics of Plasmas* **21**, 033702 (2014).
- [14] H. Asgari, S. Muniandy, and A. Ghalee, *Journal of Plasma Physics* **80**, 465 (2014).
- [15] S. Mishra and S. Misra, *Physics of Plasmas* **22**, 023705 (2015).
- [16] G. Morfill, E. Grün, and T. V. Johnson, *Planetary and Space Science* **28**, 1087 (1980).
- [17] N. Meyer-Vernet, *Astronomy and Astrophysics* **105**, 98 (1982).
- [18] M. Horányi, B. Walch, S. Robertson, and D. Alexander, *Journal of Geophysical Research: Planets* (1991–2012) **103**, 8575 (1998).
- [19] S. T. Lai, *Journal of Geophysical Research: Space Physics* (1978–2012) **96**, 19269 (1991).
- [20] B. Walch, M. Horányi, and S. Robertson, *Physical Review Letters* **75**, 838 (1995).
- [21] C. W. Gardiner, *Handbook of Stochastic Methods* (Springer-Verlag, New York, NY, 2004).
- [22] M. Furman and M. Pivi, *Physical Review Special Topics-Accelerators and Beams* **5**, 124404 (2002).
- [23] H. Kimura and I. Mann, *The Astrophysical Journal* **499**, 454 (1998).
- [24] D. Gillespie, *Journal of Computational Physics* **22**, 403 (1976).
- [25] D. Gillespie, *Annu. Rev. Phys. Chem.* **58**, 35 (2007).