

Josephson junction detectors for Majorana and Dirac fermions

M. Maiti¹, K. M. Kulikov¹, K. Sengupta², and Y. M. Shukrinov¹

¹ *BLTP, JINR, Dubna, Moscow region, 141980, Russia.*

² *Theoretical Physics Department, Indian Association for the Cultivation of Science, Jadavpur, Kolkata 700 032, India.*

(Dated: May 8, 2024)

We demonstrate that the current-voltage (I-V) characteristics of resistively and capacitively shunted Josephson junctions (RCSJs) hosting localized subgap Majorana states provides a phase sensitive method for their detection. The I-V characteristics of such RCSJs, in contrast to their resistively shunted counterparts, exhibit subharmonic odd Shapiro steps; such steps occur even in the absence of any 2π periodic terms in the current-phase relation of these junctions. These steps, owing to their subharmonic nature, exhibit qualitatively different properties compared to harmonic odd steps of conventional junctions. In addition, the RCSJs hosting Majorana bound states also display an additional sequence of steps in the devil staircase structure seen in their I-V characteristics; such sequence of steps make their I-V characteristics qualitatively distinct from that of their conventional counterparts. A similar study for RCSJs with graphene superconducting junctions hosting Dirac-like quasiparticles reveals that the Shapiro step width in their I-V curves bears a signature of the transmission resonance phenomenon of their underlying Dirac quasiparticles; consequently, these step widths exhibit a π periodic oscillatory behavior with variation of the junction barrier potential. We discuss experiments which can test our theory.

PACS numbers: 05.70.Ln, 05.30.Rt, 71.10.Pm

I. INTRODUCTION

The possibility of realization of Majorana fermions, particles with anyonic statistics described by real wavefunctions, has attracted tremendous interest in recent years¹. Several suggestions regarding condensed matter systems which can host such fermions have recently been put forth²⁻⁹. Out of these, the most promising ones for experimental realization turns out to be those which host Majorana fermions as localized subgap states in their superconducting ground state⁵⁻⁹. Typically, the occurrence of such states require unconventional superconducting pairing symmetry such as p - or d -wave pairing^{10,11}. However recent proposals have circumvented this requirement; it was shown that such bound states can occur either at the end of one-dimensional (1D) wire in a magnetic field with spin-orbit coupling and in the presence of a proximate s -wave superconductor^{6,7} or in superconducting junctions atop a topological insulator surface hosting Dirac fermions on the surface of a topological insulators^{8,9}. Such Majorana fermions leave their signature as a midgap peak in tunneling conductance measurement¹² as well through fractional Josephson effect¹³.

Another interesting phenomenon in recent years has been the discovery of materials whose low-energy quasiparticles obey Dirac-like equations. These materials are commonly dubbed as Dirac materials; graphene and topological insulators are common examples of such materials^{14,15}. These materials can exhibit superconductivity via proximity effect with Cooper pairing occurring between Dirac electrons with opposite momentum^{16,17}; it is well known that transport properties of such superconductors differ from their conventional counterparts and can serve as experimental signatures of the Dirac nature

of their constituent quasiparticles^{16,17}.

The experimental detection of Majorana fermions have mainly relied on measurement of either midgap peak¹⁸ or detection of even Shapiro steps in a Josephson junctions of superconductors hosting Majorana fermions¹⁹. The effectiveness of the former set of experiments in detection of Majorana fermions has been questioned since the midgap peak did not lead to the expected $2e^2/h$ value of the tunneling conductance and could have also occur from several other effects such as presence of magnetic impurities leading to Kondo effect²⁰ and impurity induced subgap states²¹. In this sense, the presence of even Shapiro steps at $V = n\hbar\omega_J/e$ (and the absence of odd ones at $(2n+1)\hbar\omega_J/2e$) in Josephson current measurement, where ω_J is the Josephson frequency, n is an integer, and V is the applied external voltage, provide a more definite detection of such fermions since they constitute a phase sensitive signature which is free of effects of disorder¹³. Consequently, theoretical studies of AC Josephson effect for unconventional superconductors which hosts Majorana fermions has received a lot of attention lately^{22,23}. Theoretical studies of Josephson effect in graphene Josephson junctions has also been carried out^{24,25}; it was shown that the critical current of such junctions shows a novel oscillatory dependence on the barrier potential of the junctions. However, the features of AC Josephson effects in either of these systems for a resistively and capacitively shunted Josephson junction (RCSJ) in the presence of an external radiation has not been studied previously.

In this work, we study the Josephson junction described by a RCSJ model where the superconductors forming the junction either host Majorana fermions at the interface or constitutes Dirac-like quasiparticles. In the former case, we show that in contrast to their counterpart in conventional junctions, the I-V characteristics

display *subharmonic odd Shapiro steps* whose width vanishes for resistive junctions (in the limit where the junction capacitance approaches zero)^{22,23}. We note that such steps occur even in the absence of any 2π periodic terms in the current-phase relation and are therefore of different origin than odd steps discussed in earlier works^{19,23}. We provide an analytical formula for the step width of both even and odd steps for such junctions, show that the analytic result matches exact numerics closely, and demonstrate, on basis of this analytical result, that the behavior of this ratio is qualitatively different for Josephson junctions with and without Majorana bound states. In particular we demonstrate that the ratio of the odd and the even step width decrease exponentially with the junction capacitance for junctions with Majorana fermions; in contrast, this ratio does not vary appreciably for conventional s -wave junctions. Thus it serves as a robust indicator for bound Majorana states in a junction. Our analytical results, supported by numerical analysis, reproduces the phenomenon of absence of odd Shapiro steps in Josephson junctions with Majorana bound states as a special limiting property of resistive Josephson junctions; thus our work indicates that the absence of odd Shapiro steps, while sufficient, is not a necessary characteristics of Majorana bound states in a Josephson junction. We also find that the I-V characteristics of junctions with Majorana bound states show a qualitatively different devil staircase structure which is distinct from their s -wave counterparts. In particular, they display additional sequence of steps which are absent in I-V characteristics of conventional s -wave junctions. In the latter case, for junctions of superconductors hosting Dirac quasiparticles, we show that the width of the Shapiro steps display π periodic oscillatory dependence on the barrier potential of the junction. Such a behavior is a direct consequence of the transmission resonance phenomenon of the Dirac-like quasiparticles of the superconductors forming the junctions and is qualitatively distinct from conventional junctions hosting quasiparticles which obey Schrodinger equation. We note that our work shows that a RCSJ can act as phase sensitive detection device for both Majorana bound states in topological superconductors and Dirac like quasiparticles in a superconductor; it is therefore expected to be of interest to theorists and experimentalists working on both Majorana fermions and Dirac materials.

The plan of the rest of the work is as follows. In Sec. II, we provide our analytical and numerical results for junctions which hosts subgap Majorana bound states. This is followed by Sec. III, where we present our results on junctions which hosts Dirac-like quasiparticles. Finally, we summarize our main results, provide a discussion of experiments that can test our theory, and conclude in Sec. IV.

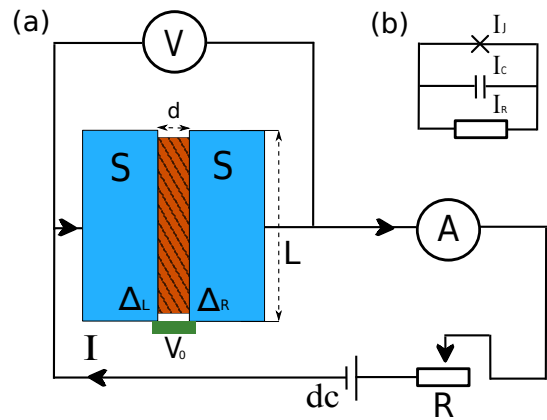


FIG. 1: (Color online) Schematic representation of the Josephson junction in the RCSJ circuit (see inset). The junction has width L in the transverse direction and the barrier region separating the two superconductors has a thickness d and is modeled by a potential V_0 . I_J , I_C and I_R are the Josephson current, displacement current and quasiparticle currents respectively.

II. JUNCTIONS WITH MAJORANA FERMIONS

The basic design of the circuit which we propose to serve as detector is shown in Fig. 1. To analyze the property of this circuit, we first consider the Josephson junction. In our proposal, this comprises of two superconductors with order parameters Δ_R (for $x > d/2$) and Δ_L (for $x < -d/2$) separated by a barrier region of width d ($-d/2 \leq x \leq d/2$) characterized by a barrier potential V_0 as shown in Fig 1. The superconductors can either be topological superconductors with (effective) p -wave pairing^{6,7} or superconductors with Dirac-like quasiparticles which has s -wave pair-potential^{16,17,24,25}. In this section, we analyze the former case in details. We note at the outset that the present analysis will hold for topological superconductors in 1D wire geometry^{6,7} provided that the transverse dimension L is set to zero.

Josephson junctions shown in Fig. 1, are known to support localized subgap Andreev bound states which can be obtained as solution of the Bogoliubov-de Gennes (BdG) equation. For topological superconductors which support p -wave pairing, the BdG equations reads

$$(H_\beta + V(x))\tau_z + (\Delta_\beta(x)\tau_+ + \text{h.c.})\psi_\beta = E\psi_\beta \quad (1)$$

where $\beta = R, L$ for the right and the left superconductors, $\psi_\beta = [\psi_{\beta\uparrow}(x, k_\parallel), \psi_{\beta\downarrow}^\dagger(x, k_\parallel)]$ is the two component BdG wavefunction, $V(x) = V_0\delta(x)$ is the barrier potential (we take the limit of a thin barrier for which $d \rightarrow 0$), $H_\beta = \hbar^2 k^2 / (2m) - \mu$ denotes the dispersion of the left and right superconductors with μ being the chemical potential, m the electron mass, and $k^2 = -\partial_x^2 + k_\parallel^2$. In what follows, we are going to assume p_x -wave pairing and write $\Delta_L(x) = \Delta_0 k_{xF} / k_F$ and

$\Delta_R = \Delta_0 k_{xF}/k_F \exp(i\phi)$, where k_F are the Fermi momenta of the two superconductors, ϕ is the phase difference across the junction, Δ_0 is the amplitude of the superconducting gap, and k_{xF} is the x component of the Fermi momentum. The wavefunctions ψ_β satisfies the boundary condition $\psi_L(x=0) = \psi_R(x=0)$ and $\partial_x \psi_L(x=0) - \partial_x \psi_R(x=0) = k_F \chi_1(k_\parallel) \psi_L(x=0)$, where $\chi_1(k_\parallel) \equiv \chi_1 = 2U_0/\hbar v_F(k_\parallel)$ is the dimensionless barrier potential for a given transverse momentum of the quasiparticles. The localized subgap solutions of Eq. 1 are given by¹³

$$E_1 = -\Delta_0 \cos(\phi/2)/\sqrt{1 + \chi_1^2/4}. \quad (2)$$

Note that for $\phi = \pi$, $E = 0$ and it has been shown that this state constitutes a realization of Majorana fermions⁸. Since these subgap states are the only ones with ϕ dependent dispersion, one find the zero temperature Josephson current as

$$I_1(\phi) = \frac{2e}{\hbar} \partial E_1 / \partial \phi = \int_{-k_F}^{k_F} \frac{dk_y}{2\pi} \frac{e\Delta_0 \sin(\phi/2)}{2\hbar \sqrt{1 + \chi_1^2/4}}. \quad (3)$$

As noted in Ref. 13, the current is 4π periodic and a substitution $\phi \rightarrow 2eVt/\hbar$ in the presence of a bias voltage V leads to fractional AC Josephson effect. We note that the energy dispersion remain same for 1D nanowire Josephson junctions with effective p -wave pairing^{6,7} without the transverse momentum dependence of χ_1 . All our results are therefore applicable to such junctions sans the integration over transverse momentum modes in Eq. 3; such an integration merely change the magnitude of I_c in the present case and thus do not change the results qualitatively.

We now use Eqs. 3 to obtain the response of an RCSJ circuit constructed out of the superconducting junctions discussed above. The RCSJ model, shown in the inset of Fig. 1, include a resistive component to take into account dissipative process which may occur, for example, due to quasiparticle tunneling and a shunting capacitance C which takes into account the displacement currents due to possible charge accumulation in the leads²⁶. The equation for the phase difference ϕ in this model, in the presence of an external radiation, is given by²⁶⁻²⁸

$$\ddot{\phi} + \beta \dot{\phi} + I_J(\phi)/I_c = I/I_c + A \sin(\omega t)/I_c, \quad (4)$$

where I_c is the critical current of the junction, A and ω are the amplitude and frequency of the external radiation, $I_J(\phi) = I_1(\phi)$ for superconducting junctions with Majorana fermions, $\beta = \sqrt{\hbar/(2eI_c R^2 C_0)}$, R and C_0 denote the resistance and capacitance of the junction, and we have scaled $t \rightarrow t/\tau$ and $\omega \rightarrow \omega\tau$, where $\tau = \sqrt{\hbar C_0/(2eI_c)}$.

In what follows, we first obtain an approximate analytical solution of Eq. 4 in Sec. II A which demonstrates the existence of subharmonic odd Shapiro steps for junctions hosting Majorana bound states. This is followed by Sec. II B where we carry out a detailed numerical study of Eq.

4 where the analytical results are verified and the devil staircase structure of the Shapiro step subharmonics is studied.

A. Perturbative analytical solution

In this section we consider perturbative analysis of Eq. 4 for an unconventional Josephson junction comprised of superconductors hosting subgap Majorana states with $E = E_J \cos(\phi/2)$. We begin from the equation of such a junction given by Eq. 4 and analyze this equation for $\omega, \beta\omega, A \gg 1$. The key point regarding this analysis is the observation in the regime mentioned above, the non-linear term arising from I_J is small and can be treated perturbatively. To this end, we expand ϕ as²⁹

$$\phi = \sum_n \epsilon^n \phi_n, \quad I = \sum_{n=0}^{\infty} \epsilon^n I_n \quad (5)$$

where I_0 is the applied current, $\epsilon \ll 1$, and I_n for $n > 0$ determined self-consistently from the condition of absence of additional dc voltage: $\lim_{T \rightarrow \infty} \int_0^T dt \dot{\phi}_n = 0$ ²⁶.

The equations for ϕ_n can be obtained by equating terms in the same order of ϵ . The procedure is standard and yields

$$\begin{aligned} \ddot{\phi}_n + \beta \dot{\phi}_n &= f_n(t) + I_n, \quad f_0 = A \sin(\omega t), \\ f_1 &= -\sin[\phi_0/2], \quad f_2 = -\phi_1 \cos[\phi_0/2]/2 \end{aligned} \quad (6)$$

Note that the $n = 0$ equation represents the autonomous I-V curve of the junction and is independent of the non-linear sinusoidal term.

To solve these equations, we note that they represent linear first order differential equations in $\dot{\phi}_n$; consequently we define $y_n = \dot{\phi}_n$ and write

$$\dot{y}_n + \beta y_n = I_n + f_n(t). \quad (7)$$

These equations admit a solution

$$\begin{aligned} y_n(t) &= \beta^{-1} I_n + e^{-\beta t} \int_0^t e^{\beta t'} f_n(t') dt', \\ \phi_n(t) &= \int_0^t y_n(t') dt' + \phi_n(0). \end{aligned} \quad (8)$$

For $n = 0$, this yields

$$\phi_0(t) = \phi' + I_0 t / \beta + \frac{A}{\omega \gamma} \sin(\omega t + \alpha_0), \quad (9)$$

where $\alpha_0 = \arccos(\omega/\gamma)$, $\gamma = \sqrt{\beta^2 + \omega^2}$, and ϕ' is the DC phase of the junction. The supercurrent at this order is given by

$$\begin{aligned} I_s^{(0)} &\sim \sin(\phi_0(t)/2) = \text{Im}(e^{i\phi_0(t)/2}) \\ &= \text{Im} \sum_{n=-\infty}^{\infty} J_n(x) e^{i([I_0/(2\beta) + n\omega]t + n\alpha_0 + \phi'/2)}, \end{aligned} \quad (10)$$

where $x = A/(2\gamma\omega)$. Thus the Shapiro steps occur when the AC component of the supercurrent vanish: $I_0 = 2|n|\omega\beta$ (even steps)³⁰. The width of the n^{th} even step can be read off from Eq. 11: $W_{\text{even}} = \Delta I_s^{\text{even}} = 2J_n(x)$. These yield expressions for the width of harmonic steps. Note that in contrast to the conventional junctions where $I_s \sim \sin[\phi_0]$, only even harmonic steps occur for junctions which host subgap Majorana steps.

Next, we obtain the solution for ϕ_1 . Substituting Eq. 11 in Eq. 7, we find after some straightforward algebra

$$\phi_1 = \sum_{n=-\infty}^{\infty} J_n(x)(\gamma_n\omega_n)^{-1} \cos(\omega_n t + n\alpha_0 + \delta_n + n\phi'/2). \quad (12)$$

where $\omega_n = I_0/(2\beta) + n\omega$, $\delta_n = \arccos(\omega_n/\gamma_n)$, and $\gamma_n = \sqrt{\omega_n^2 + \beta^2}$. We note that in arriving at Eq. 12 we have used the fact that at this order the condition $\lim_{T \rightarrow \infty} \int_0^T dt \dot{\phi}_1 = 0$ yields $I_1 = 0$. Thus up to first order in perturbation theory, the supercurrent is given by

$$\begin{aligned} I_s^{(1)} &\sim \frac{1}{2}\phi_1(t) \cos(\phi_0(t)/2) \\ &= \sum_{n_1, n_2=-\infty}^{\infty} J_{n_1}(x)J_{n_2}(x)(2\gamma_{n_1}\omega_{n_1})^{-1} \\ &\quad \times \sin(\omega_{n_1}t + n_1(\alpha_0 + \phi'/2) + \delta_{n_1}) \\ &\quad \times \cos(\omega_{n_2}t + n_2(\alpha_0 + \phi'/2) + \delta_{n_2}) \\ &= \sum_{n_1, n_2} J_{n_1}(x)J_{n_2}(x)(4\gamma_{n_1}\omega_{n_1})^{-1} \\ &\quad \times \left[\sin([\omega_{n_1} + \omega_{n_2}]t + [n_1 + n_2](\alpha_0 + \phi'/2) + \delta_{n_1}) \right. \\ &\quad \left. + \sin([\omega_{n_1} - \omega_{n_2}]t + [n_1 - n_2](\alpha_0 + \phi'/2) + \delta_{n_1}) \right] \end{aligned} \quad (13)$$

At this order, we find that there are additional steps in the DC component of the supercurrent; these steps occur at $I_0 = |n_1 + n_2|\omega\beta$ for which the first of the two terms in the right side of Eq. 14 become independent of time. A set of these steps occur at $(n_1 + n_2) = 2n - 1$ for integers $n = 1, 2, \dots$ and constitute the odd Shapiro steps. Thus we find that the odd steps for a junction of superconductors hosting Majorana ground states are necessarily of subharmonic nature. The width of these steps can be read off from Eq. 14 to be

$$W_{\text{odd}} = \Delta I_{sn}^{\text{odd}} = \sum_{n_1} \frac{J_{n_1}(x)J_{2n-1-n_1}(x)}{2[(\{2n-1-2n_1\}\omega)^2/4 + \beta^2]} \quad (14)$$

We note that when $C_0 \rightarrow 0$, $\beta \rightarrow \infty$ and the subharmonic steps vanish leading to the result that only even harmonic Shapiro steps exists for resistive Josephson junctions hosting subgap Majorana steps. Thus our analysis reproduces the absence of odd Shapiro steps in Josephson junctions with Majorana bound states as a special case^{13,22,23}. We also note that these odd steps have a

completely different origin than the analogous steps discussed in Ref. 23 since they occur without any 2π periodic term in the expression of I_J . Finally, we note that the ratio of the n^{th} even and the adjacent odd Shapiro steps for these junctions are given by

$$\eta_n = \frac{W_{\text{even}}}{W_{\text{odd}}} = \frac{2J_n(x)}{\sum_{n_1} \frac{J_{n_1}(x)J_{2n+1-n_1}(x)}{2[(\{2n-1-2n_1\}\omega)^2/4 + \beta^2]}} \quad (15)$$

In the next section, we shall compare the analytical expression (Eq. 15) with numerical results obtained by exact numerical solution of Eq. 4.

B. Exact numerical results

To compute the I-V characteristics, we study the temporal dependence of $V = \hbar\dot{\phi}/(2e)$ obtained by numerical solution of Eq. 4 as a function of time for a fixed bias current I . The dc component of the voltage is obtained by standard procedure^{27,28} from V and plotted as a function of I to generate the I-V characteristics.

The central results that we obtain from this analysis are as follows. First, for topological superconductors hosting Majorana subgap states, we find that for a significant range of external coupling and in the underdamped region $\beta < 1$, show both even and odd Shapiro steps as expected from the analytical results obtained in Sec. II A. The even steps at $V = 2n\hbar\omega/e$ are enhanced compared to their odd counterparts at $V = (2n+1)\hbar\omega/e$ as shown in Figs. 2a and 2b for underdamped ($\beta < 1$) and overdamped ($\beta > 1$) regions, respectively. Fig. 2c shows an analogous plot for the s -wave superconductors. The dominance of the even steps over the odd ones is characterized by $\eta_1 \equiv \eta$ (Eq. 15). A plot of η as a function of β shown in Fig. 2d, demonstrates that $\eta \sim \exp(0.3\beta^2)$ for junctions with Majorana fermions. We also note that the theoretical result for η obtained from Eq. 15 provides a near-perfect match with the exact numerics demonstrating the accuracy of the analytical solution over a wide range of β . The behavior of η as a function of β is in complete contrast to its counterpart for s -wave superconductors where η does not vary appreciably with β as shown in Fig. 2d. Thus the exponential dependence of η on the junction capacitance C constitutes a phase sensitive signature of the presence of the Majorana fermions. Note that it is generally expected that only even Shapiro steps occur in I-V characteristics of Josephson junctions which supports Majorana fermions due to 4π periodicity of the Josephson current^{13,22,23}; this is a consequence of analysis of the problem in the limit of zero junction capacitance $C \rightarrow 0$ ^{13,22,23} where $\beta \rightarrow \infty$ leading to vanishing of the odd steps. However, our study show that underdamped RCSJ of such unconventional Josephson junctions with finite C can display both even and odd steps. Thus the presence of odd Shapiro steps do not necessarily signify the absence of Majorana fermions specially if the RCSJ is underdamped.

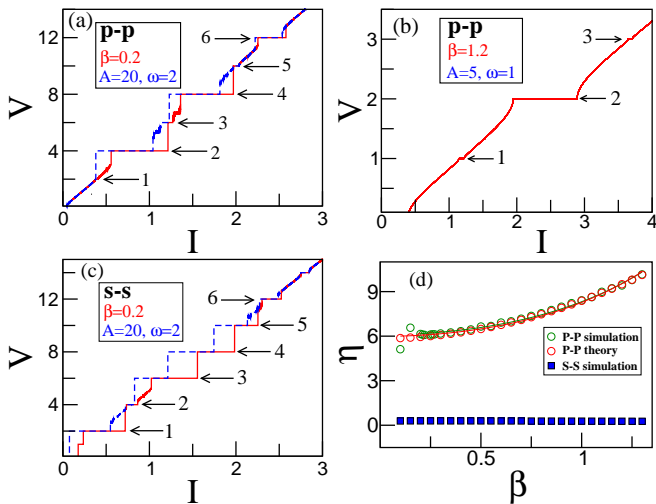


FIG. 2: (Color online) Top panels: I-V characteristics of p -wave Josephson junction hosting subgap Majorana fermions. Fig.2a shows the I-V characteristics in the underdamped region ($\beta = 0.2$) and for $A = 20$, $D = 0.7$, and $\omega = 2$, while Fig. 2b represents the overdamped region ($\beta = 1.2$) with $A = 5$ and $\omega = 1$ (in appropriate dimensionless units; see text). These parameters have been chosen to ensure maximal step width in the overdamped and underdamped regimes. Bottom Panels: Fig. 2c shows the I-V characteristics of conventional s -wave junction without subgap Majorana states (all parameters are same as in Fig. 2a). Fig. 2d shows the ratio of the widths of the even and odd Shapiro steps, $\eta = W_{\text{even}}(2\omega)/W_{\text{odd}}(\omega)$ for the p -wave [both exact numerical and approximate analytical results (Eq. 15)] and the s -wave junctions as a function of β for $A = 10$ and $\omega = 3$. For p -wave, $\eta \sim e^{0.31\beta^2}$ while for s -wave, η does not vary with β . Figs. 2(a), (b), and (c) have V and I scaled in units of $\hbar/(e\tau e)$ and I_c respectively.

Another qualitative difference between the I-V characteristics of Josephson junctions hosting Majorana states with their conventional counterparts occur in the devil staircase structures of the Shapiro steps occurring within a fixed bias current intervals in these junctions. Such steps are known to occur for conventional s -wave junctions and their voltage-frequency relation can be represented by a continued fraction as

$$V = N \pm 1/(n \pm (1/m \pm 1/(p \pm 1...))\omega), \quad (16)$$

where N, n, m, p are integers²⁷. The fractions involving N are termed as first level fractions, those with N and n are second level fractions, and so on. The steps obey Farey sum rule³¹ and their structure for both s - and p - wave junctions is shown in Figs. 3 and 4. We find that for conventional junctions, the steps corresponding to second level fractions occur at $V = (N \pm 1/n)\omega$. In contrast, for junctions hosting Majorana subgap states, the steps correspond to $V = (N \pm 2/n)\omega$ (Figs. 3 and 4) leading to several additional steps within a given range of A . This difference in structure lead us to hypothesize

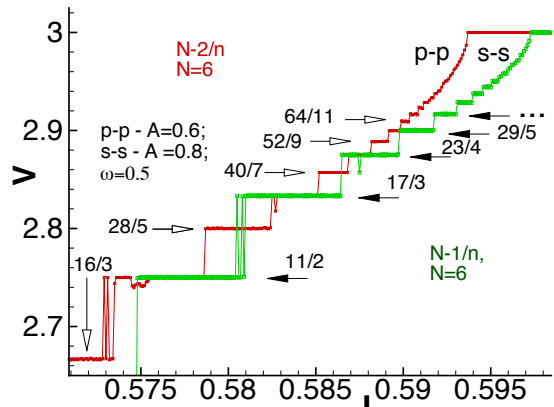


FIG. 3: (Color online) Plots of the self-similar structure for p -wave ($A = 0.6$, $D = 0.7$) s -wave ($A = 0.8$) Josephson junctions for $\omega = 0.5$. These additional fractions marked with arrows pointing to the right belong to the additional sequence characteristics of Josephson junctions with Majorana subgap states. V and I are scaled in units of $\hbar/(e\tau e)$ and I_c respectively; see text for details.

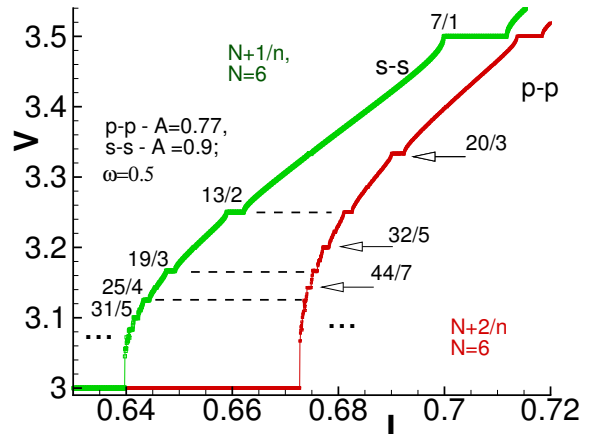


FIG. 4: (Color online) Same as in Fig. 3, but with different amplitudes of external radiation [p -wave ($A = 0.77$), s -wave ($A = 0.9$)]. Note that the additional sequence of steps for p -wave persists.

that in contrast to conventional Josephson junctions, the steps for the junctions with Majorana bound states show additional fractions. We therefore suggest that the presence of these additional specific continued fractions may be considered as a signature of Majorana fermions.

Two specific examples of this phenomenon is presented in Fig. 3 and 4. In Fig. 3, we find that the continued fraction $V = (N - 1/n)\omega$ with $N = 6$ which appears in s -wave Josephson junctions at $\beta = 0.2$, $\omega = 0.5$ and $A = 0.8$. In contrast, as clearly demonstrated in Fig. 3, the steps for the p - wave junction occur at $V = (N - 2/n)\omega$ with $N = 6$, and several n . Further, as shown in Ref. 27, the continued fraction $V = (N + 1/n)\omega$

with $N = 6$ appears for conventional Josephson junctions at $A = 0.9$. In contrast, for Josephson junctions with Majorana subgap states, as shown in Fig. 4, the steps occur at $V = (N + 2/n)\omega$ with $N = 6$. Thus for both these cases, for junctions with Majorana fermions, the steps occur at $V = (N \pm 2/n)\omega$ leading to the additional sequence of steps. Our numerics therefore suggests that the difference between junctions without and with Majorana subgap states lies in the manifestation of the subharmonics in their I-V characteristics; the steps follow continued fractions characterized by $N \pm 1/n$ for the former and $N \pm 2/n$ for the latter as A is increased. We conjecture that the additional factor of 2 leading to the extra steps is a manifestation of the 4π periodicity of the junctions. Finally, we point out that the difference between these two type of junctions can also be stressed by comparing the largest width of the first subharmonics in these continued fractions. We find that with the increase of A , the largest subharmonic is $V = 20\omega/3$ (the series is $8/1, 7/1, 20/3, \dots$) for junctions with Majorana fermions; in contrast, for junctions without Majorana subgap states, the largest width correspond to $V = 13\omega/2$ ($7/1, 13/2, \dots$).

III. JUNCTIONS WITH DIRAC FERMIONS

For superconducting junctions hosting Dirac quasiparticles such as in graphene^{12,16}, the pair-potential has s -wave symmetry: $\Delta_L = \Delta_0$ and $\Delta_R = \Delta_0 \exp(i\phi)$. Here pairing occurs between electrons with opposite spin and momenta; in graphene this necessitates pairing between electrons of K and K' valleys¹⁴. Thus the BdG equations are described in terms of 4 component wavefunctions $\psi = (\psi_{A\uparrow}^K, \psi_{B\uparrow}^K, \psi_{A\downarrow}^{K'\dagger}, \psi_{B\downarrow}^{K'\dagger})$ and is given by

$$[(H' - V(x))\tau_3 + (\Delta(x)\tau_+ + \text{h.c.})]\psi = E\psi, \quad (17)$$

where A, B denotes sublattice indices $H'_\beta = \hbar v_F(-i\sigma_x \partial_x \pm \sigma_y k_y) - \mu$, $\vec{\tau}$ and $\vec{\sigma}$ denote Pauli matrices in valley and pseudospin (sublattice) spaces respectively, μ is the Fermi energy, v_F is the Fermi velocity of the Dirac quasiparticles described by H' and $+(-)$ sign corresponds to electrons in $K(K')$ valley. The pair-potential takes the form $\Delta(x) = \Delta_L \theta(d/2 + x) + \Delta_R \theta(x - d/2)$ and $V(x) = V_0 \theta(d/2 - x) \theta(d/2 + x)$. The localized subgap Andreev states is obtained by demanding the continuity of ψ at $x = \pm d/2$ and is given, in the thin barrier limit ($V_0 \rightarrow \infty$, $d \rightarrow 0$, and $V_0 d / \hbar v_F = \chi$) by²⁵

$$E_2 = \pm \Delta_0 \sqrt{1 - T(k_y, \chi) \sin^2(\phi/2)} \quad (18)$$

where $T(k_y, \chi) = \cos^2(\gamma)/(1 - \cos^2(\gamma) \sin^2(\chi))$ is a measure of transparency of the junction and $\sin(\gamma) = \hbar v_F k_y / \mu$. Note that Eq. 18, in contrast to Eq. 2, is 2π periodic in ϕ . The corresponding Josephson current at zero temperature is given by $I_2(\phi) =$

$\frac{2e}{\hbar} \int_{-\pi/2}^{\pi/2} d\gamma \cos(\gamma) \partial E_2 / \partial \phi$ and leads to

$$I_2 = I_0 \Delta_0 \int_{-\pi/2}^{\pi/2} d\gamma \cos(\gamma) \sin(\phi) T(\gamma, \chi) / |E_2| \quad (19)$$

where $I_0 = e\Delta_0 E_F L / (2\hbar^2 \pi v_F)$. Eq. 19 shows that the Josephson current is an oscillatory function of the dimensionless barrier strength for such junctions.

To chart out the I-V characteristics of the superconducting junctions which host such Dirac quasiparticles, we analyze Eq. 4 numerically with $I_J = I_2$ and obtain the corresponding Shapiro step structure. The procedure followed here is identical to the one charted out in Sec. II B. We find that the Shapiro step structure in the I-V characteristics is same as the conventional s -wave superconductor displaying harmonic odd and even steps. The odd step corresponding to $n = 1$ is shown in Fig. 5a. However, the width of these steps, W , vary with the dimensionless barrier potential χ in an oscillatory manner as shown for $n = 1$ in Fig. 5b. This is in complete contrast with the dependence of W in the conventional junctions where the step widths are monotonically decreasing function of the barrier potential. This behavior of W can be qualitatively understood as follows. In a RCSJ, W , can be related to the magnitude of I_J which, in turn, depends on the transparency of the junction: $W \sim (1 + \chi_1^2/4)^{-1/2}$ for conventional junctions. In conventional junction, increase of the barrier potential χ_1 leads to a monotonic decrease of the transparency; consequently, W decrease monotonically with increasing χ_1 . However, for a RCSJ made out of Dirac materials, the transparency of the junction, $T(k_y, \chi)$, is an π periodic oscillatory function of the dimensionless barrier strength χ with maxima at $\chi = n\pi$ due to the transmission resonance condition of the Dirac quasiparticles¹⁷. Consequently, one expects I_J and hence W to oscillate with χ . This expectation is corroborated in Fig. 5b, where the π periodic oscillation of the step width is plotted as a function of χ . We note that such a oscillatory behavior is a direct manifestation of the transmission resonance condition of the Dirac quasiparticles; it thus provides a qualitative distinction between Josephson junction hosting Schrodinger and Dirac quasiparticles.

IV. DISCUSSION

In this work we have studied the I-V characteristics of a RCSJ where the superconductors making up the junction either hosts subgap Majorana bound states or have Dirac-like character of the Bogoliubov quasiparticles. The former set of junctions occur for p -wave superconductors¹² or 1D nanowires^{6,7} with strong spin-orbit coupling and transverse magnetic field while graphene superconducting junctions provide an example of the latter class. We find that the I-V characteristics of RCSJs for each of these classes of junctions are qualitatively different from their conventional counterparts.

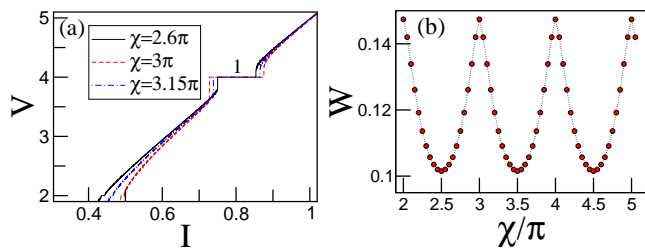


FIG. 5: (Color online) (a) I-V characteristics of graphene Josephson junction with $A = 1$ and $\omega = 4$ for several values of χ indicating the variation in the width of the main Shapiro step at ω . (b) Plot of the width of the Shapiro step at ω as a function of χ showing π periodic oscillatory behavior.

Thus such junctions may serve as phase sensitive detectors of Majorana and Dirac fermions realized using superconducting platforms.

For junctions hosting subgap Majorana states, we find two essential characteristics which are qualitatively different from their s -wave counterparts. First, the odd Shapiro steps are subharmonic in nature; the ratio of their width with that of adjacent even Shapiro steps is a decreasing function of the junction capacitance. This is in contrast to the conventional s -wave junctions where the ratio is largely independent of C . We note that our result in this regard shows that the absence of odd Shapiro steps is a sufficient condition for having subgap Majorana fermions; however it is not necessary since such an absence requires, in addition to the presence of the Majorana fermions, resistive Josephson junctions. Our result thus constitute a generalization of detection criteria for Majorana fermions realized using superconducting platform. Second, we find that the devil staircase structure of the Shapiro steps in Josephson junctions with Majorana subgap states are qualitatively different compared to their conventional counterparts; the former follow a sequence $N \pm 2/n$ while the latter follows $N \pm 1/n$. This indicates presence of additional sequence of steps for the former class of junctions; this feature constitutes a qualitative difference between Josephson junctions with and without Majorana subgap states.

For junctions with Dirac quasiparticles, we find that even with s -wave symmetry, the Shapiro step width is a π periodic oscillatory function of the barrier potential of the junction. We trace the origin of this phenomenon

to the transmission resonance of the Dirac-Bogoliubov quasiparticles in such superconductors and demonstrates that the oscillatory behavior is a qualitatively distinct signature of Dirac nature of the superconducting quasiparticles.

The experiments to test our theory involves on measurement on RCSJ under an applied radiation with definite amplitude A and frequency ω . Such experiments are rather standard for s -wave junctions³²; more recently, such experiments have been performed for 1D Majorana nanowire setup with resistive junctions¹⁹. Our specific suggestion involves measurement of η as a function of the effective junction capacitance for junctions with Majorana bound states in a circuit with finite capacitance which can be modeled by a RCSJ; we predict the presence of subharmonic odd Shapiro steps for such junctions whose width depends on the junction capacitance and lead to an exponential dependence of η with the junction capacitance (See Fig. 2d). In addition, we suggest the presence of an additional sequence in the devil staircase structure of the Shapiro steps. For junctions with Dirac quasiparticles, which can be made with graphene³³, we predict that the width of the Shapiro steps will display π periodic oscillatory dependence with the junction barrier potential. We note here that it is possible to have additional odd steps in a realistic experimental system due to presence of small but additional 2π periodic terms ($I_J \sim \sin[\phi]$) in the Josephson current due to a variety of reasons^{19,23}. However, such steps are harmonic and for them η would not show appreciable variation with β [bottom curve of Fig. 2(d)]; in contrast, the subharmonic odd steps that we focus on here has $\eta \sim \exp[0.3\beta^2]$ [upper curves of Fig. 2(d)]. The size of the steps vary with the junction capacitance and thus displays qualitatively different behavior.

In conclusion, we have studied RCSJ Josephson junction circuits and have shown that they can serve as phase sensitive detectors for both Majorana and Dirac quasiparticles in such junctions. We have charted out the properties of such junctions which are qualitatively distinct from their s -wave counterparts and have suggested experiments which can test our theory.

Acknowledgement: We thank I. Rahmonov for help with part of the numerical simulation and D. Kamanin and N. Rusakovich for support. KS thanks BLTP, JINR, for hospitality during the completion of a part of this work and J. D. Sau for discussion.

¹ C. Nayak, S. H. Simon, A. Stern, M. Freedman, and S. Das Sarma, Rev. Mod. Phys. **80**, 1083 (2008).

² A. Y. Kitaev, Physics-Uspekhi **44**, 131 (2001).

³ G. Moore and N. Read, Nucl. Phys. B **360**, 362 (1991); N. Read and D. Green, Phys. Rev. B **61**, 10267 (2000).

⁴ N. B. Kopnin and M. M. Salomaa, Phys. Rev. B **44**, 9667 (1991).

⁵ L. S. Levitov, T. P. Orlando, J. B. Majer, and J. E. Mooij, arXiv:cond-mat/0108266 (unpublished).

⁶ R. M. Lutchyn, J. D. Sau, and S. Das Sarma, Phys. Rev. Lett. **105**, 077001 (2010);

⁷ Y. Oreg, G. Refael, and F. von Oppen, Phys. Rev. Lett. **105**, 177002 (2010).

⁸ L. Fu and C. L. Kane, Phys. Rev. Lett. **100**, 096407 (2008).

- ⁹ L. Fu and C. L. Kane, Phys. Rev. B **79**, 161408(R) (2009); J. D. Sau, R. M. Lutchyn, S. Tewari, and S. Das Sarma, Phys. Rev. Lett. **104**, 040502 (2010); J. Alicea, Phys. Rev. B **81**, 125318 (2010). 17 A. Cook and M. Franz, Phys. Rev. B **84**, 201105 (2011); J. D. Sau and S. D. Sarma, Nat. Commun. **3**, 10 (2012); A. Das, Y. Ronen, Y. Most, Y. Oreg, M. Heiblum, and H. Shtrikman, Nature Phys. **8**, 887 (2012); M. T. Deng, C. L. Yu, G. Y. Huang, M. Larsson, P. Caroff, and H. Q. Xu, Nano Lett. **12**, 6414 (2012); A. D. K. Finck, D. J. Van Harlingen, P. K. Mohseni, K. Jung, and X. Li, Phys. Rev. Lett. **110**, 126406 (2013); H. O. H. Churchill, V. Fatemi, K. Grove-Rasmussen, M. T. Deng, P. Caroff, H. Q. Xu, and C. M. Marcus, Phys. Rev. B **87**, 241401 (2013); J. Linder, Y. Tanaka, T. Yokoyama, A. Sudbo, and N. Nagaosa, Phys. Rev. Lett. **104**, 067001 (2010); *ibid.*, Phys. Rev. B **81**, 184525 (2010).
- ¹⁰ D. A. Ivanov, Phys. Rev. Lett. **86**, 268 (2001); A. P. Mackenzie and Y. Maeno, Rev. Mod. Phys. **75**, 657, (2003).
- ¹¹ C. R. Hu, Phys. Rev. Lett. **72**, 1526, (1994); S. Kashiwaya, Y. Tanaka Phys. Rev. Lett. **74**, 3451, (1995).
- ¹² K. Sengupta, I. Zutic, H-J Kown, V.M. Yakovenko and S. Das Sarma Phys. Rev. B **63**, 144531 (2001).
- ¹³ H-J Kwon, K. Sengupta, and V. M. Yakovenko, Eur. Phys. Jour. B **37**, 349 (2004).
- ¹⁴ A. Castro Neto and A. Geim, Rev. Mod. Phys. **81**, 109 (2009) C. W. J. Beenakker, Rev. Mod. Phys. **80**, 1337 (2008).
- ¹⁵ M. Z. Hassan Rev. Mod. Phys. **82**, 3045 (2010); X-L Qi and S.C. Zhang, Rev. Mod. Phys. **83**, 1057 (2011).
- ¹⁶ C.W.J. Beenakker, Phys. Rev. Lett. **97**, 067007 (2006).
- ¹⁷ S. Bhattacharjee and K. Sengupta, Phys. Rev. Lett. **97**, 217001 (2006); S. Bhattacharjee, M. Maiti, and K. Sengupta Phys. Rev. B **76**, 184514 (2007).
- ¹⁸ V. Mourik, K. Zuo, S. M. Frolov, S. R. Plissard, E. P. A. M. Bakkers, and L. P. Kouwenhoven, Science **336**, 1003 (2012); W. Chang, V. E. Manucharyan, T. S. Jespersen, J. Nygaard, and C. M. Marcus, Phys. Rev. Lett. **110**, 217005 (2013); S. Nadj-Perge, I. K. Drozdov, J. Li, H. Chen, S. Jeon, J. Seo, A. H. MacDonald, B. A. Bernevig, and A. Yazdani, Science **346**, 602 (2014); E. J. H. Lee, X. Jiang, M. Houzet, R. Aguado, C. M. Lieber, and S. D. Franceschi, Nature Nanotech **9**, 79 (2014).
- ¹⁹ L. P. Rokhinson, X. Liu, and J. K. Furdyna, Nature Phys. **8**, 795 (2012).
- ²⁰ E. J. H. Lee, X. Jiang, R. Aguado, G. Katsaros, C. M. Lieber, and S. D. Franceschi, Phys. Rev. Lett. **109**, 186802 (2012).
- ²¹ Jie Liu, A. C. Potter, K. T. Law, and P. A. Lee, Phys. Rev. Lett. **109**, 267002 (2012); D. Bagrets and A. Altland, Phys. Rev. Lett. **109**, 227005 (2012).
- ²² M. Houzet, J. S. Meyer, D. M. Badiane, and L. I. Glazman, Phys. Rev. Lett. **111**, 046401 (2013).
- ²³ F Domnguez, F Hassler, G Platero Physical Review B **86**, 140503 (2012).
- ²⁴ M Titov and C. W. J Beenakker, Physical Review B **74**, 041401 (2006).
- ²⁵ M. Maiti and K. Sengupta, Phys. Rev. B **76**, 054513 (2007).
- ²⁶ See for example, *Dynamics of Josephson junctions and Circuits*, K. Likharev, Taylor and Francis, USA (1986).
- ²⁷ Y. M. Shukrinov, S. Y. Medvedeva, A. E. Botha, M. R. Kolahchi, and A. Irie, Phys. Rev. B **88**, 214515 (2013).
- ²⁸ Y. M. Shukrinov and M. A. Gaafar, Phys. Rev. B **84**, 094514 (2011).
- ²⁹ V. K. Kornev, T. Y. Karminskaya, Y.V. Kislinskii, P.V. Komissinki, K.Y. Constantinian, and G.A. Ovsyannikov, J. Phys. Conf. Series, **43** 1105 (2006).
- ³⁰ We note that in dimensionful units, this condition translates to the standard condition for even Shapiro steps in the presence of external radiation $2eV = \hbar(2n)\omega$, where $V = I_0R$ is the applied voltage.
- ³¹ For a detailed account of Farey's sum rule, see, for example, R. C. Hilborn, *Chaos and Nonlinear Dynamics: An Introduction*, Oxford University Press, New York, (2000).
- ³² J. Clarke, Phys. Rev. B **4**, 2963 (1971); H. Dayem and J. J. Wiegand, Phys. Rev. **155**, 419 (1967); 27K. Y. Constantinian *et al.*, J. Phys.: Conf. Ser. **234**, 042004 (2010).
- ³³ H. B. Heersche, P. Jarillo-Herrero, J. B. Oostinga, L. M. K. Vandersypen and A. F. Morpurgo, Nature **446**, 56 (2007).