

NONLINEAR NONNESTED 2-D SPLINE APPROXIMATION

M. LIND AND P. PETRUSHEV

ABSTRACT. Nonlinear approximation from regular piecewise polynomials (splines) supported on rings in \mathbb{R}^2 is studied. By definition a ring is a set in \mathbb{R}^2 obtained by subtracting a compact convex set with polygonal boundary from another such a set, but without creating uncontrollably narrow elongated subregions. Nested structure of the rings is not assumed, however, uniform boundedness of the eccentricities of the underlying convex sets is required. It is also assumed that the splines have maximum smoothness. Bernstein type inequalities for this sort of splines are proved which allow to establish sharp inverse estimates in terms of Besov spaces.

1. INTRODUCTION

Nonlinear approximation from piecewise polynomials (splines) in dimensions $d > 1$ is important from theoretical and practical points of view. We are interested in characterising the rates of nonlinear spline approximation in L^p . While this theory is simple and well understood in the univariate case, it is underdeveloped and challenging in dimensions $d > 1$.

In this article we focus on nonlinear approximation in $L^p(\Omega)$, $0 < p < \infty$, from regular piecewise polynomials in \mathbb{R}^2 or on compact subsets of \mathbb{R}^2 with polygonal boundaries. Our goal is to obtain complete characterization of the rates of approximation (the associated approximation spaces). To describe our results we begin by introducing in more detail our

Setting and approximation tool. We are interested in approximation in L^p , $0 < p < \infty$, from the class of regular piecewise polynomials $\mathcal{S}(n, k)$ of degree $k - 1$ with $k \geq 1$ of maximum smoothness over n rings. More specifically, with Ω being a compact polygonal domain in \mathbb{R}^2 or $\Omega = \mathbb{R}^2$, we denote by $\mathcal{S}(n, k)$ the set of all piecewise polynomials S of the form

$$(1.1) \quad S = \sum_{j=1}^n P_j \mathbb{1}_{R_j}, \quad S \in W^{k-2}(\Omega), \quad P_j \in \Pi_k,$$

where R_1, \dots, R_n are rings with disjoint interiors. Here Π_k denotes the set of all algebraic polynomials of degree $k - 1$ in \mathbb{R}^2 and $S \in W^{k-2}(\Omega)$ means that all partial derivatives $\partial^\alpha S \in C(\Omega)$, $|\alpha| \leq k - 2$. In the case where $k = 1$, these are simply piecewise constants.

A set $R \subset \mathbb{R}^2$ is called a ring if R is a compact convex set with polygonal boundary or the difference of two such sets. All convex sets we consider are with uniformly

Date: June 16, 2015.

2010 Mathematics Subject Classification. 41A15.

Key words and phrases. Spline approximation, Nonlinear approximation, Besov spaces.

bounded eccentricity and we do not allow uncontrollably narrow elongated subregions. For the precise definitions, see §3.1 and §4.1.

Motivation. Our setting would simplify considerably if the rings R_j in (1.1) are replaced by regular convex sets with polygonal boundaries or simply triangles. However, this would restrict considerably the approximation power of our approximation tool. As will be seen the piecewise polynomials as defined above with rings allow to capture well point singularities of functions, which is not quite possible with piecewise polynomials over convex polygonal sets. The idea of using rings has already been utilized in [1].

It is important to point out that our tool for approximation although regular is highly nonlinear. In particular, we do not assume any nested structure of the rings involved in the definition of different splines S in (1.1). The case of approximation from splines over nested (anisotropic) rings induced by hierarchical nested triangulations is developed in [2, 4].

Denote by $S_n^k(f)_p$ the best L^p -approximation of a function $f \in L^p(\Omega)$ from $\mathcal{S}(n, k)$. Our goal is to completely characterize the approximation spaces A_q^α , $\alpha > 0$, $0 < q \leq \infty$, defined by the (quasi)norm

$$\|f\|_{A_q^\alpha} := \|f\|_{L^p} + \left(\sum_{n=1}^{\infty} (n^\alpha S_n^k(f)_p)^q \frac{1}{n} \right)^{1/q}$$

with the ℓ^q -norm replaced by the sup-norm if $q = \infty$. To this end we utilize the standard machinery of Jackson and Bernstein estimates. The Besov spaces $B_\tau^{s,k} := B_{\tau\tau}^{s,k}$ with $1/\tau = s/2 + 1/p$ naturally appear in our regular setting. The Jackson estimate takes the form: For any $f \in B_\tau^{s,k}$

$$(1.2) \quad S_n^k(f)_p \leq cn^{-s/2} |f|_{B_\tau^{s,k}}.$$

For $k = 1, 2$ this estimate follows readily from the results in [4]. It is an open problem to establish it for $k > 2$. Estimate (1.2) implies the direct estimate

$$(1.3) \quad S_n^k(f)_p \leq cK(f, n^{-s/2}),$$

where $K(f, t) = K(f, t; L^p, B_\tau^{s,k})$ is the K -functional induced by L^p and $B_\tau^{s,k}$.

It is a major problem to establish a companion inverse estimate. The following Bernstein estimate would imply such an estimate:

$$(1.4) \quad |S_1 - S_2|_{B_\tau^{s,k}} \leq cn^{s/2} \|S_1 - S_2\|_{L^p}, \quad S_1, S_2 \in \mathcal{S}(n, k).$$

However, as is easy to show this estimate is not valid. The problem is that $S_1 - S_2$ may have one or more uncontrollably elongated parts such as $\mathbb{1}_{[0,\varepsilon] \times [0,1]}$ with small ε , which create problems for the Besov norm, see Example 3.2 below.

The main idea of this article is to replace (1.4) by the Bernstein type estimate:

$$(1.5) \quad |S_1|_{B_\tau^{s,k}}^\lambda \leq |S_2|_{B_\tau^{s,k}}^\lambda + cn^{\lambda s/2} \|S_1 - S_2\|_{L^p}^\lambda, \quad \lambda := \min\{\tau, 1\},$$

where $0 < s/2 < k - 1 + 1/p$. This estimate leads to the needed inverse estimate:

$$(1.6) \quad K(f, n^{-s/2}) \leq cn^{-s/2} \left(\sum_{\nu=1}^n \frac{1}{\nu} [\nu^{s/2} S_\nu(f)_p]^\lambda + \|f\|_p^\lambda \right)^{1/\lambda}.$$

In turn, this estimate and (1.3) yield a characterization of the associated approximation spaces A_q^α in terms of real interpolation spaces:

$$(1.7) \quad A_q^\alpha = (L^p, B_\tau^{s,k})_{\frac{\alpha}{s}, q}, \quad 0 < \alpha < s, \quad 0 < q \leq \infty.$$

See e.g. [3, 6].

A natural restriction on the Bernstein estimate (1.5) is the requirement that the splines $S_1, S_2 \in \mathcal{S}(n, k)$ have maximum smoothness. For instance, if we consider approximation from piecewise linear functions S ($k = 2$), it is assumed that S is continuous. As will be shown in Example 4.4 estimate (1.5) is no longer valid for discontinuous piecewise linear functions.

The proof of estimate (1.5) is quite involved. To make it more understandable we first prove it in §3 in the somewhat easier case of piecewise constants and then in §4 for smoother splines. Our method is not restricted to splines in dimension $d = 2$. However, there is a great deal of geometric arguments involved in our proofs and to avoid more complicated considerations we consider only spline approximation in dimension $d = 2$ here.

Useful notation. Throughout this article we shall use $|G|$ to denote the Lebesgue measure a set $G \subset \mathbb{R}^2$, G° , \overline{G} , and ∂G will denote the interior, closure, and boundary of G , $d(G)$ will stand for the diameter of G , and $\mathbb{1}_G$ will denote the characteristic function of G . If G is finite, then $\#G$ will stand for the number of elements of G . If γ is a polygon in \mathbb{R}^2 , then $\ell(\gamma)$ will denote its length. Positive constants will be denoted by c_1, c_2, c', \dots and they may vary at every occurrence. Some important constants will be denoted by c_0, N_0, β, \dots and they will remain unchanged throughout. The notation $a \sim b$ will stand for $c_1 \leq a/b \leq c_2$.

2. BACKGROUND

2.1. Besov spaces. Besov spaces naturally appear in spline approximation.

The Besov space $B_\tau^{s,k} = B_{\tau\tau}^{s,k}$, $s > 0$, $k \geq 1$, $1/\tau := s/2 + 1/p$ is defined as the set of all functions $f \in L^\tau(\Omega)$ such that

$$(2.1) \quad |f|_{B_\tau^{s,k}} := \left(\int_0^\infty [t^{-s} \omega_k(f, t)_\tau]^\tau \frac{dt}{t} \right)^{1/\tau} < \infty,$$

with the usual modification when $q = \infty$. Here $\omega_k(f, t)_\tau := \sup_{|h| \leq t} \|\Delta_h^k f(\cdot)\|_{L^\tau(\Omega)}$ with $\Delta_h^k f(x) := \sum_{\nu=0}^k (-1)^{k+\nu} \binom{k}{\nu} f(x + \nu h)$ if the segment $[x, x + kh] \subset \Omega$ and $\Delta_h^k f(x) := 0$ otherwise.

Observe that for the standard Besov spaces B_{pq}^s with $s > 0$ and $1 \leq p, q \leq \infty$ the norm is independent of the index $k > s$. However, in the Besov spaces above in general $\tau < 1$, which changes the nature of the Besov space and k should no longer be directly connected to s . For more details, see the discussion in [4], pp. 202-203.

2.2. Nonlinear spline approximation in dimension $d = 1$. For comparison, here we provide a brief account of nonlinear spline approximation in the univariate case. Denote by $S_n^k(f)_p$ the best L^p -approximation of $f \in L^p(\mathbb{R})$ from the set $\mathcal{S}(n, k)$ of all piecewise polynomials S of degree $< k$ with $n + 1$ free knots. Thus, $S \in \mathcal{S}(n, k)$ if $S = \sum_{j=1}^n P_j \mathbb{1}_{I_j}$, where $P_j \in \Pi_k$ and I_j , $j = 1, \dots, n$, are arbitrary compact intervals with disjoint interiors and $\cup_j I_j$ is an interval. No smoothness of S is required.

Let $s > 0$, $0 < p < \infty$, and $1/\tau = s + 1/p$. The following Jackson and Bernstein estimates hold (see [5]): If $f \in L^p(\mathbb{R})$ and $n \geq 1$, then

$$(2.2) \quad S_n^k(f)_p \leq cn^{-s}|f|_{B_\tau^{s,k}}$$

and

$$(2.3) \quad |S|_{B_\tau^{s,k}} \leq cn^s \|S\|_{L^p}, \quad S \in S(n, k),$$

where $c > 0$ is a constant depending only on s and p . These estimates imply direct and inverse estimates which allow to characterise completely the respective approximation spaces. For more details, see [5] or [3, 6].

Several remarks are in order. (1) Above no smoothness is imposed on the piecewise polynomials from $S(n, k)$. The point is that the rates of approximation from smooth splines are the same as for nonsmooth splines. A key observation is that in dimension $d = 1$ the discontinuous piecewise polynomials are infinitely smooth with respect to the Besov spaces $B_\tau^{s,k}$. This is not the case in dimensions $d > 1$ - smoothness matters. (2) Unlike in the multivariate case, estimates (2.2)-(2.3) hold for every $s > 0$. (3) If $S_1, S_2 \in S(n, k)$, then $S_1 - S_2 \in S(2n, k)$, and hence (2.3) is sufficient for establishing the respective inverse estimate. This is not true in the multivariate case and one needs estimates like (1.4) (if valid) or (1.5) (in our case). (4) There is a great deal of geometry involved in multivariate spline approximation, while in dimension $d = 1$ there is none.

2.3. Nonlinear nested spline approximation in dimension $d = 2$. The rates of approximation in L^p , $0 < p < \infty$, from splines generated by multilevel anisotropic nested triangulations in \mathbb{R}^2 are studied in [2, 4]. The respective approximation spaces are completely characterized in terms of Besov type spaces (B-spaces) defined by local piecewise polynomial approximation. The setting in [2, 4] allows to deal with piecewise polynomials over triangulations with arbitrarily sharp angles. However, the nested structure of the underlying triangulations is quite restrictive. In this article we consider nonlinear approximation from nonnested splines, but in a regular setting. It is a setting that frequently appears in applications.

3. NONLINEAR APPROXIMATION FROM PIECEWISE CONSTANTS

3.1. Setting. Here we describe all components of our setting, including the region Ω where the approximation will take place and the tool for approximation we consider.

The region Ω . We shall consider two scenarios for Ω : (a) $\Omega = \mathbb{R}^2$ or (b) Ω is a compact polygonal domain in \mathbb{R}^2 . More explicitly, in the second case we assume that Ω can be represented as the union of finitely many triangles with disjoint interiors obeying the minimum angle condition. Therefore, the boundary $\partial\Omega$ of Ω is the union of finitely many polygons consisting of finitely many segments (edges).

The approximation tool. To describe our tool for approximation we first introduce *rings* in \mathbb{R}^2 .

Definition 3.1. We say that $R \subset \mathbb{R}^2$ is a ring if R can be represented in the form $R = Q_1 \setminus Q_2$, where Q_2, Q_1 satisfy the following conditions:

- (a) $Q_2 \subset Q_1$ or $Q_2 = \emptyset$;
- (b) Each of Q_1 and Q_2 is a compact regular convex set in \mathbb{R}^2 whose boundary is a polygon consisting of no more than N_0 (N_0 fixed) line segments. Here a compact

convex set $Q \subset \mathbb{R}^2$ is deemed *regular* if Q has a *bounded eccentricity*, that is, there exists balls $B_1, B_2, B_j = B(x_j, r_j)$, such that $B_2 \subset Q \subset B_1$ and $r_1 \leq c_0 r_2$, where $c_0 > 0$ is a universal constant.

(c) R contains no uncontrollably narrow and elongated subregions, which is specified as follows: Each edge (segment) E of the boundary of R can be subdivided into the union of at most two segments E_1, E_2 ($E = E_1 \cup E_2$) with disjoint (one dimensional) interiors such that there exist triangles \triangle_1 with a side E_1 and adjacent to E_1 angles of magnitude β , and \triangle_2 with a side E_2 and adjacent to E_2 angles of magnitude β such that $\triangle_j \subset R, j = 1, 2$, where $0 < \beta \leq \pi/3$ is a fixed constant.

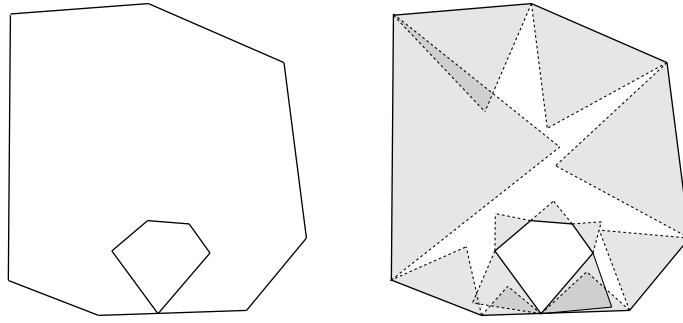


FIGURE 1. Left: a ring $R = Q_1 \setminus Q_2$. Right: R with the triangles associated to the segments of ∂R .

Remark. Observe that from the above definition it readily follows that for any ring R in \mathbb{R}^2

$$(3.1) \quad |R| \sim d(R)^2$$

with constants of equivalence depending only on the parameters N_0, c_0 , and β .

In the case when Ω is a compact polygonal domain in \mathbb{R}^2 , we assume that there exists a constant $n_0 \geq 1$ such that Ω can be represented as the union of n_0 rings R_j with disjoint interiors: $\Omega = \cup_{j=1}^{n_0} R_j$. If $\Omega = \mathbb{R}^2$, then we set $n_0 := 1$.

We now can introduce the class of regular piecewise constants.

Case 1: Ω is a compact polygonal domain in \mathbb{R}^2 . We denote by $\mathcal{S}(n, 1)$ ($n \geq n_0$) the set of all piecewise constants S of the form

$$(3.2) \quad S = \sum_{j=1}^n c_j \mathbb{1}_{R_j}, \quad c_j \in \mathbb{R},$$

where R_1, \dots, R_n are rings with disjoint interiors such that $\Omega = \cup_{j=1}^n R_j$.

Case 2: $\Omega = \mathbb{R}^2$. In this case we denote by $\mathcal{S}(n, 1)$ the set of all piecewise constant functions S of the form (3.2), where R_1, \dots, R_n are rings with disjoint interiors such that the support $R := \cup_{j=1}^n R_j$ of S is a ring in the sense of Definition 3.1.

Example. A simple case of the above setting is when $\Omega = [0, 1]^2$ and the rings R are of the form $R = Q_1 \setminus Q_2$, where Q_1, Q_2 are dyadic squares in \mathbb{R}^2 . These kind of dyadic rings have been used in [1].

A bit more general is the setting when Ω is a regular rectangle in \mathbb{R}^2 with sides parallel to the coordinate axes or $\Omega = \mathbb{R}^2$ and the rings R are of the form $R = Q_1 \setminus Q_2$, where Q_1, Q_2 are regular rectangles with sides parallel to the coordinate axes, and no narrow and elongated subregions are allowed in the sense of Definition 3.1 (c).

Clearly the set $\mathcal{S}(n, 1)$ is nonlinear since the rings $\{R_j\}$ and the constants $\{c_j\}$ in (3.2) may vary with S .

We denote by $S_n^1(f)_p$ the best approximation of $f \in L^p(\Omega)$ from $\mathcal{S}(n, 1)$ in $L^p(\Omega)$, $0 < p < \infty$, i.e.

$$(3.3) \quad S_n^1(f)_p := \inf_{S \in \mathcal{S}(n, 1)} \|f - S\|_{L^p}.$$

Besov spaces. When approximating in L^p , $0 < p < \infty$, from piecewise constants the Besov spaces $B_\tau^{s, 1}$ with $1/\tau = s/2 + 1/p$ naturally appear. In this section, we shall use the abbreviated notation B_τ^s for these spaces.

3.2. Direct and inverse estimates. The following *Jackson estimate* is quite easy to establish (see [4]): If $f \in B_\tau^s$, $s > 0$, $1/\tau := s/2 + 1/p$, $0 < p < \infty$, then $f \in L^p(\Omega)$ and

$$(3.4) \quad S_n^1(f)_p \leq cn^{-s/2} |f|_{B_\tau^s} \quad \text{for } n \geq n_0,$$

where $c > 0$ is a constant depending only on s, p and the structural constants N_0, c_0 , and β of the setting.

This estimate leads immediately to the following direct estimate: If $f \in L^p(\Omega)$, then

$$(3.5) \quad S_n^1(f)_p \leq cK(f, n^{-s/2}), \quad n \geq 1,$$

where $K(f, t)$ is the K -functional induced by L^p and B_τ^s , namely,

$$(3.6) \quad K(f, t) = K(f, t; L^p, B_\tau^s) := \inf_{g \in B_\tau^s} \{\|f - g\|_p + t|g|_{B_\tau^s}\}, \quad t > 0.$$

The main problem here is to prove a matching inverse estimate. Observe that the following Bernstein estimate holds: If $S \in \mathcal{S}(n, 1)$, $n \geq n_0$, and $0 < p < \infty$, $0 < s < 2/p$, $1/\tau = s/2 + 1/p$, then

$$(3.7) \quad |S|_{B_\tau^s} \leq cn^{s/2} \|S\|_{L^p},$$

where the constant $c > 0$ depends only on s, p , and the structural constants of the setting (see the proof of Theorem 4.5). The point is that this estimate does not imply a companion to (3.5) inverse estimate. The following estimate would imply such an estimate:

$$(3.8) \quad |S_1 - S_2|_{B_\tau^s} \leq cn^{s/2} \|S_1 - S_2\|_{L^p}, \quad S_1, S_2 \in \mathcal{S}(n, 1).$$

However, as the following example shows this estimate is not valid.

Example 3.2. Consider the function $f := \mathbb{1}_{[0, \varepsilon] \times [0, 1]}$, where $\varepsilon > 0$ is sufficiently small. It is easy to see that

$$\omega_1(f, t)_\tau \sim \begin{cases} t & \text{if } t \leq \varepsilon \\ \varepsilon & \text{if } t > \varepsilon \end{cases}$$

and hence for $0 < s < 2/p$ and $1/\tau = s/2 + 1/p$ we have

$$|f|_{B_\tau^s} \sim \varepsilon^{1/\tau - s} \sim \varepsilon^{1/p - s/2} \sim \varepsilon^{-s/2} \|f\|_{L^p}, \quad \text{implying} \quad |f|_{B_\tau^s} \not\leq c \|f\|_{L^p},$$

since ε can be arbitrarily small. It is easy to see that one comes to the same conclusion if f is the characteristic function of any convex elongated set in \mathbb{R}^2 . The point is that if $S_1, S_2 \in \mathcal{S}(n, 1)$, then $S_1 - S_2$ can be a constant multiple of the characteristic function of one or more elongated convex sets in \mathbb{R}^2 and, therefore, estimate (3.8) is in general not possible.

We overcome the problem with estimate (3.8) by establishing the following main result:

Theorem 3.3. *Let $0 < p < \infty$, $0 < s < 2/p$, and $1/\tau = s/2 + 1/p$. Then for any $S_1, S_2 \in \mathcal{S}(n, 1)$, $n \geq n_0$, we have*

$$(3.9) \quad |S_1|_{B_\tau^s} \leq |S_2|_{B_\tau^s} + cn^{s/2} \|S_1 - S_2\|_{L^p}, \quad \text{if } \tau \geq 1, \quad \text{and}$$

$$(3.10) \quad |S_1|_{B_\tau^s}^\tau \leq |S_2|_{B_\tau^s}^\tau + cn^{\tau s/2} \|S_1 - S_2\|_{L^p}^\tau, \quad \text{if } \tau < 1,$$

where the constant $c > 0$ depends only on s, p , and the structural constants N_0, c_0 , and β .

In the limiting case we have this result:

Theorem 3.4. *If $S_1, S_2 \in \mathcal{S}(n, 1)$, $n \geq n_0$, then*

$$(3.11) \quad |S_1|_{BV} \leq |S_2|_{BV} + cn^{1/2} \|S_1 - S_2\|_{L^2},$$

where the constant $c > 0$ depends only on the structural constants N_0, c_0 , and β .

We next show that estimates (3.9)-(3.10) and (3.11) imply the desired inverse estimate.

Theorem 3.5. *Let p, s , and τ be as in Theorem 3.3 and set $\lambda := \min\{\tau, 1\}$. Then for any $f \in L^p(\Omega)$ we have*

$$(3.12) \quad K(f, n^{-s/2}) \leq cn^{-s/2} \left(\sum_{\ell=n_0}^n \frac{1}{\ell} [\ell^{s/2} S_\ell^1(f)_p]^\lambda + \|f\|_p^\lambda \right)^{1/\lambda}, \quad n \geq n_0.$$

Here $K(f, t) = K(f, t; L^p, B_\tau^s)$ is the K -functional defined in (3.6) and $c > 0$ is a constant depending only on s, p , and the structural constants of the setting.

Furthermore, in the case when $p = 2$ and $s = 1$ estimated (3.12) holds with B_τ^s replaced by BV and $\lambda = 1$.

Proof. Let $\tau \leq 1$ and $f \in L^p(\Omega)$. We may assume that for any $n \geq n_0$ there exists $S_n \in \mathcal{S}(n, 1)$ such that $\|f - S_n\|_p = S_n^1(f)_p$. Clearly, for any $m \geq m_0$ with $m_0 := \lceil \log_2 n_0 \rceil$ we have

$$(3.13) \quad K(f, 2^{-ms/2}) \leq \|f - S_{2^m}\|_p + 2^{-ms/2} |S_{2^m}|_{B_\tau^s}.$$

We now estimate $|S_{2^m}|_{B_\tau^s}^\tau$ using iteratively estimate (3.10). For $\nu \geq m_0 + 1$ we get

$$\begin{aligned} |S_{2^\nu}|_{B_\tau^s}^\tau &\leq |S_{2^{\nu-1}}|_{B_\tau^s}^\tau + c2^{\tau\nu s/2} \|S_{2^\nu} - S_{2^{\nu-1}}\|_p^\tau \\ &\leq |S_{2^{\nu-1}}|_{B_\tau^s}^\tau + c2^{\tau\nu s/2} (\|f - S_{2^\nu}\|_p^\tau + \|f - S_{2^{\nu-1}}\|_p^\tau) \\ &\leq |S_{2^{\nu-1}}|_{B_\tau^s}^\tau + c'2^{\tau\nu s/2} S_{2^{\nu-1}}^1(f)_p^\tau. \end{aligned}$$

From (3.7) we also have

$$|S_{2^{m_0}}|_{B_\tau^s} \leq c \|S_{2^{m_0}}\|_p \leq c \|f - S_{2^{m_0}}\|_p + c \|f\|_p = c S_{2^{m_0}}^1(f)_p + c \|f\|_p.$$

Summing up these estimates we arrive at

$$|S_{2^m}|_{B_\tau^s}^\tau \leq c \sum_{\nu=m_0}^{m-1} 2^{\tau\nu s/2} S_{2^\nu}^1(f)_p^\tau + c\|f\|_p^\tau.$$

Clearly, this estimate and (3.13) imply (3.12). The proof in the cases $\lambda > 1$ or $p = 2$, $s = 1$, and B_τ^s replaced by BV is the same. \square

Observe that the direct and inverse estimates (3.5) and (3.9)-(3.11) imply immediately a characterization of the approximation spaces A_q^α associated with piecewise constant approximation from above just like in (1.7).

3.3. Proof of Theorems 3.3. We shall only consider the case when $\Omega \subset \mathbb{R}^2$ is a compact polygonal domain. The proof in the case $\Omega = \mathbb{R}^2$ is similar.

Assume $S_1, S_2 \in \mathcal{S}(n, 1)$, $n \geq n_0$. Then S_1, S_2 can be represented in the form $S_j = \sum_{R \in \mathcal{R}_j} c_R \mathbb{1}_R$, where \mathcal{R}_j is a set of at most n rings in the sense of Definition 3.1 with disjoint interiors and such that $\Omega = \cup_{R \in \mathcal{R}_j} R$, $j = 1, 2$.

We denote by \mathcal{U} the set of all maximal compact connected subsets U of Ω obtain by intersecting all rings from \mathcal{R}_1 and \mathcal{R}_2 with the property $\overline{U^\circ} = U$ (the closure of the interior of U is U). Here U being maximal means that it is not contained in another such set.

Observe first that each $U \in \mathcal{U}$ is obtained from the intersection of exactly two rings $R' \in \mathcal{R}_1$ and $R'' \in \mathcal{R}_2$, and is a subset of Ω with polygonal boundary ∂U consisting of $\leq 2N_0$ line segments (edges). Secondly, the sets in \mathcal{U} have disjoint interiors and $\Omega = \cup_{U \in \mathcal{U}} U$.

It is easy to see that there exists a constant $c > 0$ such that

$$(3.14) \quad \#\mathcal{U} \leq cn.$$

Indeed, each $U \in \mathcal{U}$ is obtain by intersecting two rings, say, $R' \in \mathcal{R}_1$ and $R'' \in \mathcal{R}_2$. If $|R'| \leq |R''|$, we associate R' to U , and if $|R'| > |R''|$ we associate R'' to U . However, because of condition (b) in Definition 3.1 every ring R from \mathcal{R}_1 or \mathcal{R}_2 can be intersected by only finitely many, say, N^* rings from \mathcal{R}_2 or \mathcal{R}_1 , respectively, of area $\geq |R|$. Here N^* depends only on the structural constants N_0 and c_0 . Also, the intersection of any two rings may have only finitely many, say N^{**} , connected components. Therefore, every ring $R \in \mathcal{R}_1 \cup \mathcal{R}_2$ can be associated to only N^*N^{**} sets $U \in \mathcal{U}$, which implies (3.14) with $c = 2N^*N^{**}$.

Example 3.2 clearly indicates that our main problem will be in dealing with sets $U \in \mathcal{U}$ or parts of them with diam^2 much larger than their area. To overcome the problem with these sets we shall subdivide each of them using the following

Construction of good triangles. According to Definition 3.1, each segment E from the boundary of every ring $R \in \mathcal{R}_j$ can be subdivided into the union of at most two segments E_1, E_2 ($E = E_1 \cup E_2$) with disjoint interiors such that there exist triangles \triangle_1 with a side E_1 and adjacent to E_1 angles of size $\beta > 0$ and \triangle_2 with a side E_2 and adjacent to E_2 angles β such that $\triangle_\ell \subset R$, $\ell = 1, 2$. We now associate with \triangle_1 the triangle $\tilde{\triangle}_1 \subset \triangle_1$ with one side E_1 and adjacent to E_1 angles of size $\beta/2$; just in the same way we construct the triangle $\tilde{\triangle}_2 \subset \triangle_2$ with a side E_2 . We proceed in the same way for each edge E from ∂R , $R \in \mathcal{R}_j$, $j = 1, 2$. We denote by \mathcal{T}_R the set of all triangles $\tilde{\triangle}_1, \tilde{\triangle}_2$ associated in the above manner with all edges E from ∂R . We shall call the triangles from \mathcal{T}_R the *good triangles* associated with R . Observe that due to $\triangle_1, \triangle_2 \subset R$ for the triangles from above it readily follows

that the good triangles associated with R ($R \in \mathcal{R}_j$, $j = 1, 2$) have disjoint interiors; this was the purpose of the above construction.

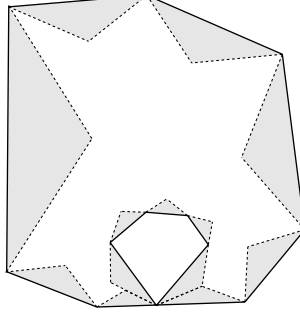


FIGURE 2. The ring from Figure 1 with good triangles (angles = $\beta/2$).

From now on for every segment E from ∂R that has been subdivided into E_1 and E_2 as above we shall consider E_1 and E_2 as segments from ∂R in place of E . We denote by \mathcal{E}_R the set of all (new) segments from ∂R . We now associate with each $E \in \mathcal{E}_R$ the good triangle which has E as a side and denote it by \triangle_E .

To summarize, we have subdivided the boundary ∂R of each ring $R \in \mathcal{R}_j$, $j = 1, 2$, into a set \mathcal{E}_R of segments with disjoint interiors ($\partial R = \cup_{E \in \mathcal{E}_R} E$) and associated with each $E \in \mathcal{E}_R$ a good triangle $\triangle_E \subset R$ such that E is a side of \triangle_E and the triangles $\{\triangle_E\}_{E \in \mathcal{E}_R}$ have disjoint interiors. In addition, if $E' \subset E$ is a subsegment of E , then we associate with E' the triangle $\triangle_{E'} \subset \triangle_E$ with one side E' and the other two sides parallel to the respective sides of \triangle_E ; hence $\triangle_{E'}$ is similar to \triangle_E . We shall call $\triangle_{E'}$ a good triangle as well.

Subdivision of the sets from \mathcal{U} . We next subdivide each set $U \in \mathcal{U}$ by using the good triangles constructed above. Suppose $U \in \mathcal{U}$ is obtained from the intersection of rings $R' \in \mathcal{R}_1$ and $R'' \in \mathcal{R}_2$. Then the boundary ∂U of U consists of two sets of segments \mathcal{E}'_U and \mathcal{E}''_U , where each $E \in \mathcal{E}'_U$ is a segment or subsegment of a segment from $\mathcal{E}_{R'}$ and each $E \in \mathcal{E}''_U$ is a segment or subsegment of a segment from $\mathcal{E}_{R''}$. Clearly, $\partial U = \cup_{E \in \mathcal{E}'_U \cup \mathcal{E}''_U} E$ and the segments from $\mathcal{E}'_U \cup \mathcal{E}''_U$ have disjoint interiors. For each $E \in \mathcal{E}'_U \cup \mathcal{E}''_U$ we denote by \triangle_E the good triangle with a side E , defined above.

Consider the collection of all sets of the form $\triangle_{E_1} \cap \triangle_{E_2}$ with the properties:

- (a) $E_1 \in \mathcal{E}'_U$, $E_2 \in \mathcal{E}''_U$.
- (b) There exists an isosceles trapezoid or an isosceles triangle $T \subset \triangle_{E_1} \cap \triangle_{E_2}$ such that its two legs (of equal length) are contained in E_1 and E_2 , respectively, and its height is not smaller than its larger base. We assume that T is a maximal isosceles trapezoid (or triangle) with these properties. Observe that it may happen that there are no trapezoids like this.

We denote by \mathcal{T}_U the set of all trapezoids as above. We also denote by \mathcal{A}_U the set of all maximal compact connected subsets A of $U \setminus \cup_{T \in \mathcal{T}_U} T^\circ$. Clearly, $U = \cup_{T \in \mathcal{T}_U} T \cup_{A \in \mathcal{A}_U} A$ and the sets in $\mathcal{T}_U \cup \mathcal{A}_U$ have disjoint interiors.

The following lemma will be instrumental for the rest of this proof.

Lemma 3.6. *There exist constants $c^* > 1$ and $\beta^* > 0$ depending only on N_0 , c_0 , and β , such that if $A \in \mathcal{A}_U$ for some $U \in \mathcal{U}$, then $d(A)^2 \leq c^*|A|$, and there exists a triangle $\triangle \subset A$ whose minimum angle is $\geq \beta^*$ such that $|A| \leq c^*|\triangle|$.*

Proof. There are several cases to be considered, depending on the shapes of U and A . Since in each case the argument will be geometric we shall illustrate the geometry involved in a number of figures.

Case 1. Let U be the closure of a connected subset of $Q_1 \setminus Q_0$, where Q_0, Q_1 are convex polygonal sets just as in Definition 3.1. This may happen if rings R_0, R_1 of the form $R_0 = \tilde{Q}_0 \setminus Q_0$ and $R_1 = Q_1 \setminus \tilde{Q}_1$ intersect as illustrated in Figure 3.

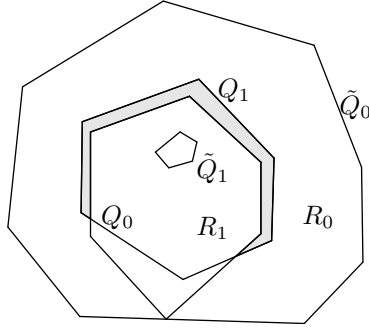


FIGURE 3. One configuration for $U = Q_1 \setminus Q_0$.

Denote $\gamma_0 := \partial U \cap \partial Q_0$ and $\gamma_1 := \partial U \cap \partial Q_1$. Thus γ_0 is the “inner” part of the boundary ∂U of U , which is a subset of ∂Q_0 , and γ_1 is the “outer” part of ∂U , which is a subset of ∂Q_1 . The polygons γ_0 and γ_1 may have two points of intersection, one point of intersection or none. With no loss of generality we shall assume that γ_0 and γ_1 have two points of intersection just as in Figure 3.

Each γ_0 and γ_1 is a polygon consisting of no more than N_0 segments. For any such segment E we denote by \triangle_E the good triangle with a side E whose construction is described above. The set U with its good triangles is displayed in Figure 4.

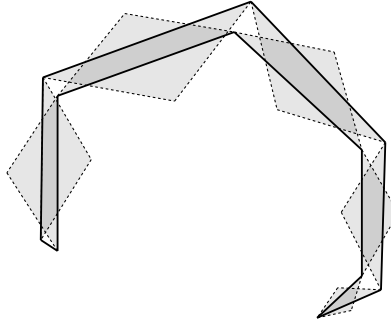


FIGURE 4. The set U with the good triangles associated to it.

Let $E_0 \subset \gamma_0$ and $E_1 \subset \gamma_0$ be two edges of γ_0 such that $\triangle_{E_0} \not\subset U$, $\triangle_{E_1} \not\subset U$, and either E_0 and E_1 have a common end point, say v or E_0 and E_1 are connected by a chain of segments I_1, \dots, I_m , $I_j \subset \gamma_0$, such that $\triangle_{I_j} \subset U$, $j = 1, \dots, m$. Denote by v_0 the common end point of E_0 and I_1 , and by v_1 the common end point of E_1 and I_m . See Figure 5 below

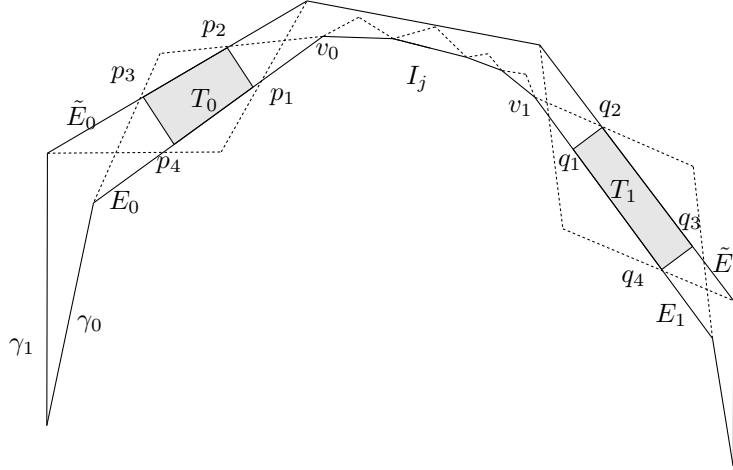


FIGURE 5. The case $m \geq 1$

Let $\tilde{E}_0 \subset \gamma_1$ and $\tilde{E}_1 \subset \gamma_1$ be edges of γ_1 such that $\triangle_{\tilde{E}_0} \not\subset U$, $\triangle_{\tilde{E}_1} \not\subset U$, and $\triangle_{\tilde{E}_0} \cap \triangle_{E_0} \neq \emptyset$, $\triangle_{\tilde{E}_1} \cap \triangle_{E_1} \neq \emptyset$. Assume that there exist isosceles trapezoids $T_0 \subset \triangle_{E_0} \cap \triangle_{\tilde{E}_0}$, $T_1 \subset \triangle_{E_1} \cap \triangle_{\tilde{E}_1}$, and T_0, T_1 are maximal. Let p_1, p_2, p_3, p_4 be the vertices of T_0 and q_1, q_2, q_3, q_4 be the vertices of T_1 as shown in Figure 5.

Let η_0 be the part of γ_0 enclosed by the points p_1 and q_1 , and let η_1 be the part of γ_1 between the points p_2 and q_2 .

Consider now the polygonal set $A \subset U$ bounded by η_0 , η_1 and the segments $[p_1, p_2]$ and $[q_1, q_2]$. We next show that

$$(3.15) \quad d(A)^2 \leq c|A| \quad \text{for some constant } c > 0.$$

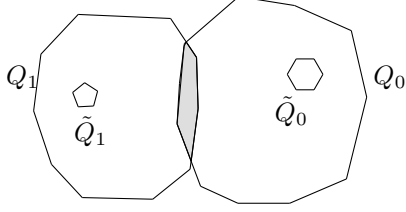
Indeed, since Q_0, Q_1 are convex sets with uniformly bounded eccentricities it is easy to see that $\ell(\eta_1) \leq c\ell(\eta_0)$. Consider the case when E_0 and E_1 are connected by segments I_1, \dots, I_m . Denote $I_0 := [p_1, v_0]$ and $\triangle_{I_0} := [p_1, v_0, p_2]$ the triangle with vertices p_1, v_0, p_2 . Also, denote $I_{m+1} := [v_1, q_1]$ and set $\triangle_{I_{m+1}} := [v_1, q_1, q_2]$. Now, let $j_{\max} := \arg \max_{0 \leq j \leq m+1} |\triangle_{I_j}|$. Then

$$d(A)^2 \leq c \max\{\ell(\eta_0), \ell(\eta_1)\}^2 \leq c\ell(\eta_0)^2 \leq c|I_{j_{\max}}|^2 \leq c|\triangle_{j_{\max}}| \leq c|A|$$

as claimed. Here $\triangle_{j_{\max}}$ is the triangle whose existence is claimed in Lemma 3.6.

Just as above we establish estimate (3.15) for a set A as above where the roles of γ_0 and γ_1 are interchanged.

Case 2. Let U be the closure of the $Q_0 \cap Q_1$, where Q_0, Q_1 are convex polygonal sets as in Figure 6.

FIGURE 6. One configuration for $U = Q_0 \cap Q_1$.

Then ∂U consists of two polygonal curves γ_0 and γ_1 with two points of intersection, each having no more than N_0 segments. The argument is now simpler than the one in Case 1.

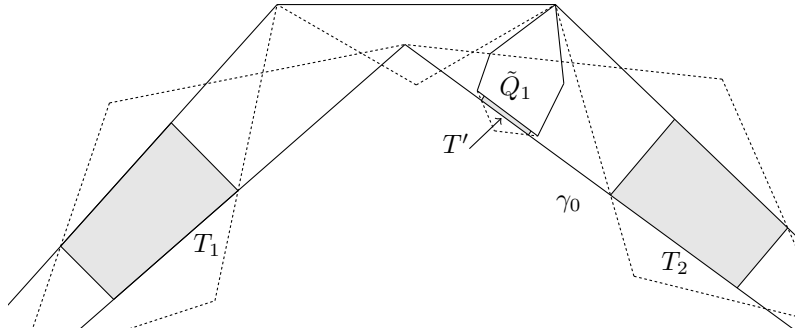
Case 3. It may also happen that we have a situation just as in Case 1, where in addition the set \tilde{Q}_1 intersects $Q_1 \setminus Q_0$ (see Figure 3) or the situation is as in Case 2, where \tilde{Q}_0 or \tilde{Q}_1 or both \tilde{Q}_0 and \tilde{Q}_1 intersect $Q_0 \cap Q_1$ (see Figure 6). We only consider in detail the first scenario, the second one is similar.

With the notation from Case 1, let $Q_1 \setminus Q_0 \neq \emptyset$ and assume that \tilde{Q}_1 intersects $Q_1 \setminus Q_0$. Let U be the closure of a connected subset of $Q_1 \setminus (Q_0 \cup \tilde{Q}_1)$. Then U is subdivided by applying the procedure described above.

Several subcases are to be considered here.

Case 3 (a). If \tilde{Q}_1 and the good triangles attached to \tilde{Q}_1 are contained in some set $A \in \mathcal{A}_U$ from Case 1, then apparently $|A| \leq c|A \setminus \tilde{Q}_1|$ and hence

$$d(A)^2 \leq c|A| \leq c|A \setminus \tilde{Q}_1|.$$

FIGURE 7. The case when $\tilde{Q}_1 \subset U$ and \tilde{Q}_1 is close to γ_0 .

Case 3 (b). The most dangerous situation is when \tilde{Q}_1 is contained in U and an edge of \tilde{Q}_1 is located close to the inner part γ_0 of ∂U as shown in Figure 7. However, in this situation a good triangle attached to \tilde{Q}_1 would intersect γ_0 (see Figure 7) and would create a trapezoid in \mathcal{T}_U .

The set \tilde{Q}_1 may intersect $Q_1 \setminus Q_0$ in various other ways. The point is that after subtracting from U the trapezoids $T \in \mathcal{T}_U$ constructed above the remaining connected components $A \in \mathcal{A}_U$ cannot be uncontrollably elongated. We omit the further details.

Also, an important point is that by construction \tilde{Q}_1 cannot intersect any trapezoid from \mathcal{T}_U . \square

In what follows we shall need the following obvious property of the trapezoids from \mathcal{T} .

Property 3.7. There exists a constant $0 < \hat{c} < 1$ such that if $L = [v_1, v_2]$ is one of the legs of a trapezoid $T \in \mathcal{T}$ and $T \subset \Delta_{E_1} \cap \Delta_{E_2}$ (see the construction of trapezoids), then for any $x \in L$ with $|x - v_j| \geq \rho$, $j = 1, 2$, for some $\rho > 0$ we have $B(x, \hat{c}\rho) \subset \Delta_{E_1} \cup \Delta_{E_2}$. Moreover, if $D = [v_1, v_2]$ is one of the bases of the trapezoid T , then for any $x \in D$ with $|x - v_j| \geq \rho$, $j = 1, 2$, for some $\rho > 0$ we have $B(x, \hat{c}\rho) \subset \Delta_{E_1} \cap \Delta_{E_2}$.

Let $\mathcal{A} := \cup_{U \in \mathcal{U}} \mathcal{A}_U$ and $\mathcal{T} := \cup_{U \in \mathcal{U}} \mathcal{T}_U$. We have $\Omega = \cup_{A \in \mathcal{A}} A \cup_{T \in \mathcal{T}} T$ and, clearly, the sets in $\mathcal{A} \cup \mathcal{T}$ have disjoint interiors. From these we obtain the following representation of $S_1(x) - S_2(x)$ for $x \in \Omega$ which is not on any of the edges:

$$(3.16) \quad S_1(x) - S_2(x) = \sum_{A \in \mathcal{A}} c_A \mathbb{1}_A(x) + \sum_{T \in \mathcal{T}} c_T \mathbb{1}_T(x),$$

where c_A and c_T are constants.

For future reference, we note that

$$(3.17) \quad \#\mathcal{A} \leq cn \quad \text{and} \quad \#\mathcal{T} \leq cn.$$

These estimates follow readily by (3.14) and the fact that the number of edges of each $U \in \mathcal{U}$ is $\leq 2N_0$.

Let $0 < s/2 < 1/p$ and assume $\tau \leq 1$. Fix $t > 0$ and let $h \in \mathbb{R}^2$ with norm $|h| \leq t$. Write $\nu := |h|^{-1}h$ and assume $\nu =: (\cos \theta, \sin \theta)$, $-\pi < \theta \leq \pi$.

We shall frequently use the following obvious identities: If S is a constant on a measurable set $G \subset \mathbb{R}^2$ and $H \subset G$ (H measurable), then

$$(3.18) \quad \|S\|_{L^\tau(G)} = |G|^{1/\tau-1/p} \|S\|_{L^p(G)} = |G|^{s/2} \|S\|_{L^p(G)}$$

and

$$(3.19) \quad \|S\|_{L^\tau(H)} = (|H|/|G|)^{1/\tau} \|S\|_{L^\tau(G)}.$$

We next estimate $\|\Delta_h S_1\|_{L^\tau(G)}^\tau - \|\Delta_h S_2\|_{L^\tau(G)}^\tau$ for different subsets G of Ω .

Case 1. Let $T \in \mathcal{T}$ be such that $d(T) > 2t/\hat{c}$ with \hat{c} the constant from Property 3.7. Denote

$$T_h := \{x \in \Omega : [x, x+h] \subset \Omega \text{ and } [x, x+h] \cap T \neq \emptyset\}.$$

We now estimate $\|\Delta_h S_1\|_{L^\tau(T_h)}^\tau - \|\Delta_h S_2\|_{L^\tau(T_h)}^\tau$.

We may assume that T is an isosceles trapezoid contained in $\Delta_{E_1} \cap \Delta_{E_2}$, where Δ_{E_j} ($j = 1, 2$) is a good triangle for a ring $R_j \in \mathcal{R}_j$, and T is positioned so that its vertices are the points:

$$v_1 := (-\delta_1/2, 0), \quad v_2 := (\delta_1/2, 0), \quad v_3 := (\delta_2/2, H), \quad v_4 := (-\delta_2/2, H),$$

where $0 \leq \delta_2 \leq \delta_1$ and $H > \delta_1$. Let $L_1 := [v_1, v_4]$ and $L_2 := [v_2, v_3]$ be the two equal (long) legs of T . We assume that $L_1 \subset E_1$ and $L_2 \subset E_2$. We denote by

$D_1 := [v_1, v_2]$ and $D_2 := [v_3, v_4]$ the two bases of T . Set $\mathcal{V}_T := \{v_1, v_2, v_3, v_4\}$. See Figure 8 below.

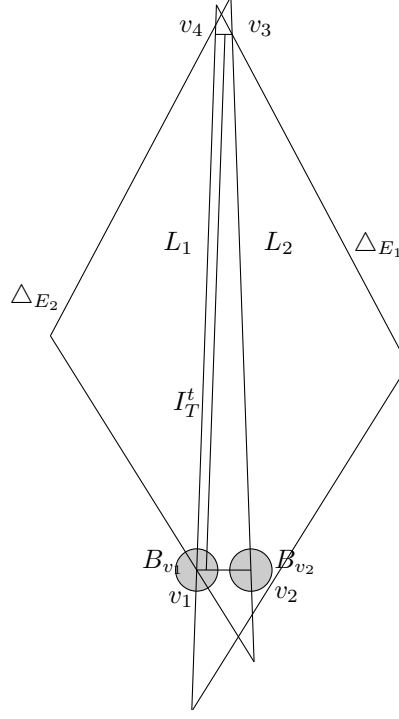


FIGURE 8. A trapezoid T .

Furthermore, let $\gamma \leq \pi/2$ be the angle between D_1 and L_1 and assume that $\nu =: (\cos \theta, \sin \theta)$ with $\theta \in [\gamma, \pi]$. The case $\theta \in [-\gamma, 0]$ is just the same. The case when $\theta \in [0, \gamma] \cup [-\pi, -\gamma]$ is considered similarly.

Denote $B_v := B(v, 2t/\hat{c})$, $v \in \mathcal{V}_T$,

$$\mathcal{A}_T^t := \{A \in \mathcal{A} : d(A) > t \text{ and } A \cap (T + B(0, t)) \neq \emptyset\},$$

$$\mathfrak{A}_T^t := \{A \in \mathcal{A} : d(A) \leq t \text{ and } A \cap (T + B(0, t)) \neq \emptyset\}$$

and

$$\mathcal{T}_T^t := \{T' \in \mathcal{T} : d(T') > 2t/\hat{c} \text{ and } T' \cap (T + B(0, t)) \neq \emptyset\},$$

$$\mathfrak{T}_T^t := \{T' \in \mathcal{T} : d(T') \leq 2t/\hat{c} \text{ and } T' \cap (T + B(0, t)) \neq \emptyset\}.$$

Case 1 (a). If $[x, x+h] \in \Delta_{E_1}^\circ$, then $\Delta_h S_1(x) = 0$ because S_1 is a constant on Δ_{E_1} . Hence no estimate is needed.

Case 1 (b). If $[x, x+h] \subset \cup_{v \in \mathcal{V}_T} B_v$, we estimate $|\Delta_h S_1(x)|$ using the obvious inequality

$$(3.20) \quad |\Delta_h S_1(x)| \leq |\Delta_h S_2(x)| + |S_1(x) - S_2(x)| + |S_1(x+h) - S_2(x+h)|.$$

Clearly, the contribution of this case to estimating $\|\Delta_h S_1\|_{L^\tau(T_h)}^\tau - \|\Delta_h S_2\|_{L^\tau(T_h)}^\tau$ is

$$\begin{aligned}
&\leq c \sum_{v \in \mathcal{V}_T} \sum_{A \in \mathcal{A}_T^t} \|S_1 - S_2\|_{L^\tau(B_v \cap A)}^\tau + c \sum_{v \in \mathcal{V}_T} \sum_{T' \in \mathcal{T}_T^t} \|S_1 - S_2\|_{L^\tau(B_v \cap T')}^\tau \\
&+ c \sum_{v \in \mathcal{V}_T} \sum_{A \in \mathfrak{A}_T^t} \|S_1 - S_2\|_{L^\tau(B_v \cap A)}^\tau + c \sum_{v \in \mathcal{V}_T} \sum_{T' \in \mathfrak{T}_T^t} \|S_1 - S_2\|_{L^\tau(B_v \cap T')}^\tau \\
&\leq \sum_{A \in \mathcal{A}_T^t} ct^2 d(A)^{\tau s - 2} \|S_1 - S_2\|_{L^p(A)}^\tau + \sum_{T' \in \mathcal{T}_T^t} ct^{1+\tau s/2} d(T')^{\tau s/2-1} \|S_1 - S_2\|_{L^p(T')}^\tau \\
&+ \sum_{A \in \mathfrak{A}_T^t} cd(A)^{\tau s} \|S_1 - S_2\|_{L^p(A)}^\tau + \sum_{T' \in \mathfrak{T}_T^t} cd(T')^{\tau s} \|S_1 - S_2\|_{L^p(T')}^\tau.
\end{aligned}$$

Here we used these estimates, obtained using Lemma 3.6 and (3.18) or/and (3.19):

(1) If $A \in \mathcal{A}_T^t$ and $v \in \mathcal{V}_T$, then

$$\begin{aligned}
\|S_1 - S_2\|_{L^\tau(B_v \cap A)}^\tau &= (|B_v|/|A|) \|S_1 - S_2\|_{L^\tau(A)}^\tau \\
&\leq ct^2 d(A)^{-2} \|S_1 - S_2\|_{L^\tau(A)}^\tau \leq ct^2 d(A)^{\tau s - 2} \|S_1 - S_2\|_{L^p(A)}^\tau.
\end{aligned}$$

(2) If $T' \in \mathcal{T}_T^t$ and $\delta_1(T') > 2t/\hat{c}$ with $\delta_1(T')$ being the maximal base of T' , then for any $v \in \mathcal{V}_T$ we have

$$\begin{aligned}
\|S_1 - S_2\|_{L^\tau(B_v \cap T')}^\tau &= (|B_v|/|T'|) \|S_1 - S_2\|_{L^\tau(T')}^\tau \leq ct^2 |T'|^{\tau s/2-1} \|S_1 - S_2\|_{L^p(T')}^\tau \\
&\leq ct^2 \delta_1(T')^{\tau s/2-1} d(T')^{\tau s/2-1} \|S_1 - S_2\|_{L^p(T')}^\tau \\
&\leq ct^{1+\tau s/2} d(T')^{\tau s/2-1} \|S_1 - S_2\|_{L^p(T')}^\tau,
\end{aligned}$$

where we used that $\tau s/2 < 1$, which is equivalent to $s < s + 2/p$.

(3) If $T' \in \mathcal{T}_T^t$ and $\delta_1(T') \leq 2t/\hat{c}$, then for any $v \in \mathcal{V}_T$

$$\begin{aligned}
\|S_1 - S_2\|_{L^\tau(B_v \cap T')}^\tau &= (|B_v \cap T'|/|T'|) \|S_1 - S_2\|_{L^\tau(T')}^\tau \\
&= |B_v \cap T'| |T'|^{\tau s/2-1} \|S_1 - S_2\|_{L^p(T')}^\tau \\
&\leq ct \delta_1(T') [\delta_1(T') d(T')]^{\tau s/2-1} \|S_1 - S_2\|_{L^p(T')}^\tau \\
&= ct \delta_1(T')^{\tau s/2} d(T')^{\tau s/2-1} \|S_1 - S_2\|_{L^p(T')}^\tau \\
&\leq ct^{1+\tau s/2} d(T')^{\tau s/2-1} \|S_1 - S_2\|_{L^p(T')}^\tau.
\end{aligned}$$

(4) If $A \in \mathfrak{A}_T^t$, then

$$\begin{aligned}
\|S_1 - S_2\|_{L^\tau(B_v \cap A)}^\tau &\leq \|S_1 - S_2\|_{L^\tau(A)}^\tau \leq c|A|^{\tau s/2} \|S_1 - S_2\|_{L^p(A)}^\tau \\
&\leq cd(A)^{\tau s} \|S_1 - S_2\|_{L^p(A)}^\tau.
\end{aligned}$$

(5) If $T' \in \mathfrak{T}_T^t$, then

$$\begin{aligned}
(3.21) \quad \|S_1 - S_2\|_{L^\tau(B_v \cap T')}^\tau &\leq \|S_1 - S_2\|_{L^\tau(T')}^\tau \leq c|T'|^{\tau s/2} \|S_1 - S_2\|_{L^p(T')}^\tau \\
&\leq cd(T')^{\tau s} \|S_1 - S_2\|_{L^p(T')}^\tau.
\end{aligned}$$

Case 1 (c). If $[x, x+h] \not\subset \cup_{v \in \mathcal{V}_T} B_v$ and $[x, x+h]$ intersects D_1 or D_2 , then $\delta_1 > 2t/\hat{c} > 2t$ or $\delta_2 > 2t$ and hence $[x, x+h] \subset \Delta_{E_1} \cap \Delta_{E_2}$, which implies $\Delta_h S_1(x) = 0$. No estimate is needed.

Case 1 (d). Let I_T^t be the set defined by

$$(3.22) \quad I_T^t := \{x \in T : x \text{ is between } L_1 \text{ and } L_1 + \varepsilon e_1\} \setminus (B(v_1, t/\hat{c}) \cup B(v_4, t/\hat{c})),$$

where $\varepsilon := (\delta_1 - \delta_2)M^{-1}t$, $e_1 := \langle 1, 0 \rangle$, and $M := |L_1| = |L_2|$. Set $J_T^h := I_T^t + [0, h]$. See Figure 8.

In this case we use again (3.20) to estimate $|\Delta_h S_1(x)|$. We obtain

$$\begin{aligned} \|\Delta_h S_1\|_{L^\tau(I_T^t)}^\tau &\leq \|\Delta_h S_2\|_{L^\tau(I_T^t)}^\tau + \|S_1 - S_2\|_{L^\tau(I_T^t)}^\tau \\ &\quad + \sum_{A \in \mathcal{A}_T^t} \|S_1 - S_2\|_{L^\tau(J_T^h \cap A)}^\tau + \sum_{A \in \mathfrak{A}_T^t} \|S_1 - S_2\|_{L^\tau(J_T^h \cap A)}^\tau. \end{aligned}$$

Clearly, $|I_T^t| \leq ct\delta_1(T)$ and $|T| \sim \delta_1(T)d(T)$. Then using (3.18)-(3.19) we infer

$$\begin{aligned} \|S_1 - S_2\|_{L^\tau(I_T^t)}^\tau &= (|I_T^t|/|T|) \|S_1 - S_2\|_{L^\tau(T)}^\tau \leq ctd(T)^{-1} \|S_1 - S_2\|_{L^\tau(T)}^\tau \\ &= ctd(T)^{-1} |T|^{\tau s/2} \|S_1 - S_2\|_{L^p(T)}^\tau \leq ctd(T)^{\tau s-1} \|S_1 - S_2\|_{L^p(T)}^\tau. \end{aligned}$$

Similarly, for $A \in \mathcal{A}_T^t$ we use that $|J_T^h \cap A| \leq ctd(A)$ and $|A| \sim d(A)^2$ to obtain

$$\begin{aligned} \|S_1 - S_2\|_{L^\tau(J_T^h \cap A)}^\tau &\leq ctd(A) \|S_1 - S_2\|_{L^\infty(A)}^\tau = ctd(A) |A|^{-\tau/p} \|S_1 - S_2\|_{L^p(A)}^\tau \\ &\leq ctd(A)^{1-2\tau/p} \|S_1 - S_2\|_{L^p(A)}^\tau \leq ctd(A)^{\tau s-1} \|S_1 - S_2\|_{L^p(A)}^\tau. \end{aligned}$$

For $A \in \mathfrak{A}_T^t$, we have

$$\begin{aligned} \|S_1 - S_2\|_{L^\tau(J_T^h \cap A)}^\tau &\leq \|S_1 - S_2\|_{L^\tau(A)}^\tau = |A|^{\tau s/2} \|S_1 - S_2\|_{L^p(A)}^\tau \\ &\leq cd(A)^{\tau s} \|S_1 - S_2\|_{L^p(A)}^\tau. \end{aligned}$$

Putting the above estimates together we get

$$\begin{aligned} \|\Delta_h S_1\|_{L^\tau(I_T^t)}^\tau &\leq \|\Delta_h S_2\|_{L^\tau(I_T^t)}^\tau + ctd(T)^{\tau s-1} \|S_1 - S_2\|_{L^p(T)}^\tau \\ &\quad + \sum_{A \in \mathcal{A}_T^t} ctd(A)^{\tau s-1} \|S_1 - S_2\|_{L^\infty(A)}^\tau + \sum_{A \in \mathfrak{A}_T^t} cd(A)^{\tau s} \|S_1 - S_2\|_{L^p(A)}^\tau. \end{aligned}$$

Case 1 (e) (Main). Let $T_h^* \subset T_h$ be defined by

$$(3.23) \quad T_h^* := \{x \in T_h : [x, x+h] \cap L_1 \neq \emptyset, x \notin I_T^t, [x, x+h] \not\subset \bigcup_{v \in \mathcal{V}_T} B_v\}.$$

We next estimate $\|\Delta_h^k S_1\|_{L^\tau(T_h^*)}^\tau$.

Recall that by assumption $h = |h|\nu$ with $\nu =: (\cos \theta, \sin \theta)$ and $\theta \in [\gamma, \pi]$, where $\gamma \leq \pi/2$ is the angle between D_1 and L_1 .

Let $x \in T_h^*$. With the notation $x = (x_1, x_2)$ we let $(-a, x_2) \in L_1$ and $(a, x_2) \in L_2$, $a > 0$, be the points of intersection of the horizontal line through x with L_1 and L_2 . Set $b := 2a - \varepsilon$ with $\varepsilon := (\delta_1 - \delta_2)M^{-1}t$, see (3.22).

We associate the points $x + be_1$ and $x + be_1 + h$ to x and $x + h$. A simple geometric argument shows that $x + be_1 \in \triangle_{E_1} \setminus T$, while $x + be_1 + h \in T^\circ$.

Now, using that S_1 is constant on $\triangle_{E_1}^\circ$ we have $S_1(x) = S_1(x + be_1)$ and since S_2 is constant on $\triangle_{E_2}^\circ$ we have $S_2(x + h) = S_2(x + be_1 + h)$. We use these two identities to obtain

$$\begin{aligned} S_1(x + h) - S_1(x) &= S_2(x + be_1 + h) - S_2(x + be_1) \\ &\quad + [S_1(x + h) - S_2(x + h)] - [S_1(x + be_1) - S_2(x + be_1)] \end{aligned}$$

and, therefore,

$$(3.24) \quad \begin{aligned} |\Delta_h S_1(x)| &\leq |\Delta_h S_2(x + be_1)| \\ &\quad + |S_1(x + h) - S_2(x + h)| + |S_1(x + be_1) - S_2(x + be_1)|. \end{aligned}$$

Some words of explanation are in order here. The purpose of the set I_T^t is that there is one-to-one correspondence between pairs of points $x \in T^\circ \setminus I_T^t$, $x + h \in \triangle_{E_2} \setminus T$ and $x + be_1 \in \triangle_{E_1} \setminus T$, $x + be_1 + h \in T^\circ$. Due to $\delta_2 < \delta_1$, this would not be true if I_T^t was not removed from T° . Thus there is one-to-one correspondence between the differences $|\Delta_h S_1(x)|$ and $|\Delta_h S_2(x + be_1)|$ in the case under consideration. Also, it is important that $\Delta_h S_1(x + be_1) = 0$ and hence $|\Delta_h S_2(x + be_1)|$ need not be used to estimate $|\Delta_h S_1(x + be_1)|$.

Another important point here is that $x + h \notin T^\circ$ and $x + be_1 \notin T^\circ$. Therefore, no quantities $|S_1(x) - S_2(x)|$ with $x \in T^\circ \setminus I_T^t$ are involved in (3.24), which is critical.

Observe that for $x \in T_h^*$ we have

$$[x, x + h] \not\subset \bigcup_{v \in \mathcal{V}_T} B_v \quad \text{and hence} \quad [x + be_1, x + be_1 + h] \not\subset \bigcup_{v \in \mathcal{V}_T} B_v.$$

Therefore, by Property 3.7 it follows that $[x, x + h]$ and $[x + be_1, x + be_1 + h]$ do not intersect any trapezoid $T' \in \mathcal{T}$, $T' \neq T$.

Let $T_h^{**} := \{x + be_1 : x \in T_h^*\}$. For any $A \in \mathcal{A}$ and $t > 0$ define

$$(3.25) \quad A_t := \{x \in A : \text{dist}(x, \partial A) \leq t\}.$$

From all of the above we get

$$\|\Delta_h S_1\|_{L^\tau(T_h^*)}^\tau \leq \|\Delta_h S_2\|_{L^\tau(T_h^{**})}^\tau + \sum_{A \in \mathcal{A}_T^t} \|S_1 - S_2\|_{L^\tau(A_t)}^\tau + \sum_{A \in \mathfrak{A}_T^t} \|S_1 - S_2\|_{L^\tau(A)}^\tau.$$

Now, using that $|A_t| \leq ctd(A)$ and $|A| \sim d(A)^2$ for $A \in \mathcal{A}_T^t$ we obtain

$$(3.26) \quad \begin{aligned} \|S_1 - S_2\|_{L^\tau(A_t)}^\tau &= (|A_t|/|A|)|A|^{\tau s/2} \|S_1 - S_2\|_{L^p(A)}^\tau \\ &\leq ctd(A)^{\tau s-1} \|S_1 - S_2\|_{L^p(A)}^\tau. \end{aligned}$$

For $A \in \mathfrak{A}_T^t$ we use that $|A| \sim d(A)^2$ and obtain

$$(3.27) \quad \|S_1 - S_2\|_{L^\tau(A)}^\tau = |A|^{\tau s/2} \|S_1 - S_2\|_{L^p(A)}^\tau \leq cd(A)^{\tau s} \|S_1 - S_2\|_{L^p(A)}^\tau.$$

Inserting these estimates above we get

$$(3.28) \quad \begin{aligned} \|\Delta_h S_1\|_{L^\tau(T_h^*)}^\tau &\leq \|\Delta_h S_2\|_{L^\tau(T_h^{**})}^\tau + \sum_{A \in \mathcal{A}_T^t} ctd(A)^{\tau s-1} \|S_1 - S_2\|_{L^p(A)}^\tau \\ &\quad + \sum_{A \in \mathfrak{A}_T^t} cd(A)^{\tau s} \|S_1 - S_2\|_{L^p(A)}^\tau. \end{aligned}$$

Case 2. Let Ω_h^* be the set of all $x \in \Omega$ such that $[x, x + h] \subset \Omega$ and $[x, x + h] \cap T = \emptyset$ for all $T \in \mathcal{T}$ with $d(T) \geq 2t/\hat{c}$. To estimate $|\Delta_h S_1(x)|$ we use again (3.20). With the notation from (3.25) we get

$$\begin{aligned} \|\Delta_h S_1\|_{L^\tau(\Omega_h^*)}^\tau &\leq \|\Delta_h S_2\|_{L^\tau(\Omega_h^*)}^\tau + \sum_{T \in \mathcal{T}: d(T) \leq 2t/\hat{c}} \|S_1 - S_2\|_{L^\tau(T)}^\tau \\ &\quad + \sum_{A \in \mathcal{A}: d(A) > t} \|S_1 - S_2\|_{L^\tau(A_t)}^\tau + \sum_{A \in \mathcal{A}: d(A) \leq t} \|S_1 - S_2\|_{L^\tau(A)}^\tau \end{aligned}$$

For the first sum above we have just as in (3.21)

$$\sum_{T \in \mathcal{T}: d(T) \leq 2t/\hat{c}} \|S_1 - S_2\|_{L^\tau(T)}^\tau \leq \sum_{T \in \mathcal{T}: d(T) \leq 2t/\hat{c}} cd(T)^{\tau s} \|S_1 - S_2\|_{L^p(T)}^\tau.$$

We estimate the other two sums as in (3.26) and (3.27). We obtain

$$\begin{aligned} \|\Delta_h S_1\|_{L^\tau(\Omega_h^*)}^\tau &\leq \|\Delta_h S_2\|_{L^\tau(\Omega_h^*)}^\tau + \sum_{T \in \mathcal{T}: d(T) \leq 2t/\hat{c}} cd(T)^{\tau s} \|S_1 - S_2\|_{L^p(T)}^\tau \\ &+ \sum_{A \in \mathcal{A}: d(A) > t} ctd(A)^{\tau s-1} \|S_1 - S_2\|_{L^p(A)}^\tau + \sum_{A \in \mathcal{A}: d(A) \leq t} cd(A)^{\tau s} \|S_1 - S_2\|_{L^p(A)}^\tau. \end{aligned}$$

It is an important observation that each trapezoid $T \in \mathcal{T}$ with $d(T) > 2t/\hat{c}$ may share trapezoids $T' \in \mathfrak{T}_T^t$ and sets $A \in \mathfrak{A}_T^t$ with only finitely many trapezoids with the same properties. Also, for every such trapezoid T we have $\#\mathcal{T}_T^t \leq c$ and $\#\mathcal{A}_T^t \leq c$ with $c > 0$ a constant depending only on the structural constants of the setting. Therefore, in the above estimates only finitely many norms may overlap at a time. Putting all of them together we obtain

$$\omega_1(S_1, t)_\tau^\tau \leq \omega_1(S_2, t)_\tau^\tau + Y_1 + Y_2,$$

where

$$\begin{aligned} Y_1 &= \sum_{A \in \mathcal{A}: d(A) > t} ctd(A)^{\tau s-1} \|S_1 - S_2\|_{L^p(A)}^\tau \\ &+ \sum_{A \in \mathcal{A}: d(A) > t} ct^2 d(A)^{\tau s-2} \|S_1 - S_2\|_{L^p(A)}^\tau \\ &+ \sum_{A \in \mathcal{A}: d(A) \leq t} cd(A)^{\tau s} \|S_1 - S_2\|_{L^p(A)}^\tau \end{aligned}$$

and

$$\begin{aligned} Y_2 &= \sum_{T \in \mathcal{T}: d(T) > 2t/\hat{c}} ctd(T)^{\tau s-1} \|S_1 - S_2\|_{L^p(T)}^\tau \\ &+ \sum_{T \in \mathcal{T}: d(T) > 2t/\hat{c}} ct^{1+\tau s/2} d(T)^{\tau s/2-1} \|S_1 - S_2\|_{L^p(T)}^\tau \\ &+ \sum_{T \in \mathcal{T}: d(T) \leq 2t/\hat{c}} cd(T)^{\tau s} \|S_1 - S_2\|_{L^p(T)}^\tau. \end{aligned}$$

We now turn to the estimation of $|S_1|_{B_\tau^s}$. Using the above and interchanging the order of integration and summation we get

$$|S_1|_{B_\tau^s}^\tau = \int_0^\infty t^{-s\tau-1} \omega_1(S_1, t)_\tau^\tau dt \leq |S_2|_{B_\tau^s}^\tau + Z_1 + Z_2,$$

where

$$\begin{aligned} Z_1 &= \sum_{A \in \mathcal{A}} cd(A)^{\tau s-1} \|S_1 - S_2\|_{L^p(A)}^\tau \int_0^{d(A)} t^{-\tau s} dt \\ &+ \sum_{A \in \mathcal{A}} cd(A)^{\tau s-2} \|S_1 - S_2\|_{L^p(A)}^\tau \int_0^{d(A)} t^{-\tau s+1} dt \\ &+ \sum_{A \in \mathcal{A}} cd(A)^{\tau s} \|S_1 - S_2\|_{L^p(A)}^\tau \int_{d(A)}^\infty t^{-\tau s-1} dt \end{aligned}$$

and

$$\begin{aligned} Z_1 &= \sum_{T \in \mathcal{T}} cd(T)^{\tau s - 1} \|S_1 - S_2\|_{L^p(T)}^\tau \int_0^{\hat{cd}(T)/2} t^{-\tau s} dt \\ &\quad + \sum_{T \in \mathcal{T}} cd(T)^{\tau s/2 - 1} \|S_1 - S_2\|_{L^p(T)}^\tau \int_0^{\hat{cd}(T)/2} t^{-\tau s/2} dt \\ &\quad + \sum_{T \in \mathcal{T}} cd(T)^{\tau s} \|S_1 - S_2\|_{L^p(T)}^\tau \int_{\hat{cd}(T)/2}^\infty t^{-\tau s - 1} dt. \end{aligned}$$

Observe that $-\tau s > -1$ is equivalent to $s/2 < 1/p$, which is one of the assumptions, and $-\tau s/2 > -1$ is equivalent to $s < s + 2/p$, which is obvious. Therefore, all of the above integrals are convergent, and we obtain

$$|S_1|_{B_\tau^\tau} \leq |S_2|_{B_\tau^\tau} + \sum_{A \in \mathcal{A}} c \|S_1 - S_2\|_{L^p(A)}^\tau + \sum_{T \in \mathcal{T}} c \|S_1 - S_2\|_{L^p(T)}^\tau.$$

Finally, applying Hölder's inequality and using (3.17) we arrive at

$$\begin{aligned} |S_1|_{B_\tau^\tau} &\leq |S_2|_{B_\tau^\tau} + c(\#\mathcal{A})^{\tau(1/\tau - 1/p)} \left(\sum_{A \in \mathcal{A}} \|S_1 - S_2\|_{L^p(A)}^p \right)^{\tau/p} \\ &\quad + c(\#\mathcal{T})^{\tau(1/\tau - 1/p)} \left(\sum_{T \in \mathcal{T}} \|S_1 - S_2\|_{L^p(T)}^p \right)^{\tau/p} \\ &\leq cn^{\tau(1/\tau - 1/p)} \|S_1 - S_2\|_{L^p(\Omega)}^\tau = cn^{\tau s/2} \|S_1 - S_2\|_{L^p(\Omega)}^\tau. \end{aligned}$$

This confirms estimate (3.10). The proof in the case when $\tau > 1$ is the same. \square

The proof of Theorem 3.4 is easier than the above proof. We omit it.

4. NONLINEAR APPROXIMATION FROM SMOOTH SPLINES

In this section we focus on Bernstein estimates in nonlinear approximation in L^p , $0 < p < \infty$, from regular nonnested smooth piecewise polynomial functions in \mathbb{R}^2 .

4.1. Setting and approximation tool. We first introduce the class of regular piecewise polynomials $\mathcal{S}(n, k)$ of degree $k - 1$ with $k \geq 2$ over n rings of maximum smoothness. As in §3 we introduce two versions of this class depending on whether Ω is compact or $\Omega = \mathbb{R}^2$.

Case 1: Ω is a compact polygonal domain in \mathbb{R}^2 . We denote by $\mathcal{S}(n, k)$ ($n \geq n_0$) the set of all piecewise polynomials S of the form

$$(4.1) \quad S = \sum_{j=1}^n P_j \mathbb{1}_{R_j}, \quad S \in W^{k-2}(\Omega), \quad P_j \in \Pi_k,$$

where R_1, \dots, R_n are rings in the sense of Definition 3.1 with disjoint interiors such that $\Omega = \cup_{j=1}^n R_j$. Here Π_k stands for the set of all polynomials of degree $< k$ in two variables and $S \in W^{k-2}(\Omega)$ means that all partial derivatives $\partial^\alpha S \in C(\Omega)$, $|\alpha| \leq k - 2$.

Case 2: $\Omega = \mathbb{R}^2$. In this case we denote by $\mathcal{S}(n, k)$ the set of all piecewise polynomials S of degree $k - 1$ on \mathbb{R}^2 of the form (3.2), where R_1, \dots, R_n are rings with disjoint interiors such that the support $\Lambda = \cup_{j=1}^n R_j$ of S is a ring in the sense of Definition 3.1.

We denote by $S_n^k(f)_p$ the best approximation of $f \in L^p(\Omega)$ from $\mathcal{S}(n, k)$ in $L^p(\Omega)$, $0 < p < \infty$, i.e.

$$(4.2) \quad S_n^k(f)_p := \inf_{S \in \mathcal{S}(n, k)} \|f - S\|_{L^p}.$$

Remark. Observe that in our setting the splines are of maximum smoothness and this is critical for our development. As will be shown in Example 4.4 below in the nonnested case our Bernstein type inequality is not valid in the case when the smoothness of the splines is not maximal.

We next consider several scenarios for constructing of regular piecewise polynomials of maximum smoothness:

Example 1. Suppose that \mathcal{T}_0 is an initial subdivision of Ω into triangles which obey the minimum angle condition and is with no hanging vertices in the interior of Ω . In the case of $\Omega = \mathbb{R}^2$ we assume for simplicity that the triangles $\Delta \in \mathcal{T}_0$ are of similar areas, i.e. $c_1 \leq |\Delta_1|/|\Delta_2| \leq c_2$ for any $\Delta_1, \Delta_2 \in \mathcal{T}_0$. Next we subdivide each triangle $\Delta \in \mathcal{T}_0$ into 4 triangles by introducing the mid points on the sides of Δ . The result is a triangulation \mathcal{T}_1 of Ω . In the same way we define the triangulations $\mathcal{T}_2, \mathcal{T}_3$, etc. Each triangulation \mathcal{T}_j supports Courant hat functions (linear finite elements) φ_θ , each of them supported on the union θ of all triangles from \mathcal{T}_j which have a common vertex, say, v . Thus $\varphi_\theta(v) = 1$, φ_θ takes values zero at all other vertices of triangles from \mathcal{T}_j , and φ_θ is continuous and piecewise linear over the triangles from \mathcal{T}_j . Clearly, each piecewise linear function over the triangles from \mathcal{T}_j can be represented as a linear combination of Courant hat functions like these.

Denote by Θ_j the set of all supports θ of Courant elements supported by \mathcal{T}_j and set $\Theta := \cup_{j \geq 0} \Theta_j$. Consider the nonlinear set \mathbb{S}_n of all piecewise linear functions S of the form

$$S = \sum_{\theta \in \mathcal{M}_n} c_\theta \varphi_\theta,$$

where $\mathcal{M}_n \subset \Theta$ and $\#\mathcal{M}_n \leq n$; the elements $\theta \in \mathcal{M}_n$ may come from different levels and locations. It is not hard to see that $\mathbb{S}_n \subset S(cn, 2)$, see [4].

Example 2. More generally, one can consider piecewise linear functions S of the form

$$S = \sum_{\theta \in \mathcal{M}_n} c_\theta \varphi_\theta,$$

where $\{\varphi_\theta\}$ are Courant hat functions as above, $\#\mathcal{M}_n \leq n$, and \mathcal{M}_n consists of cells θ as above that are not necessarily induced by a hierarchical collection of triangulations of Ω , however, there exists a underlying subdivision of Ω into rings obeying the conditions from §3.1.

Example 3. The C^1 quadratic box-splines on the four-directional mesh (the so called ‘‘Powell-Zwart finite elements’’) and the piecewise cubics in \mathbb{R}^2 or on a rectangular domain, endowed with the Powell-Sabin triangulation generated by a uniform 6-direction mesh provide examples of quadratic and cubic splines of maximum smoothness.

Other examples are to be identified or developed.

Splines with defect. To make the difference between approximation from nonnested and nested splines more transparent and for future references we now introduce the splines with arbitrary smoothness. Given a set $\Omega \subset \mathbb{R}^2$ with polygonal boundary or $\Omega := \mathbb{R}^2$, $k \geq 2$, and $0 \leq r \leq k - 2$, we denote by $\mathcal{S}(n, k, r)$ ($n \geq n_0$) the set of all piecewise polynomials S of the form

$$(4.3) \quad S = \sum_{j=1}^n P_j \mathbb{1}_{R_j}, \quad S \in W^r(\Omega), \quad P_j \in \Pi_k,$$

where R_1, \dots, R_n are rings with disjoint interiors such that $\Omega = \cup_{j=1}^n R_j$. We set

$$(4.4) \quad S_n^{k,r}(f)_p := \inf_{S \in \mathcal{S}(n,k,r)} \|f - S\|_{L^p}.$$

4.2. Jackson estimate. Jackson estimates in spline approximation are relatively easy to prove. Such estimates (also in anisotropic settings) are established in [2, 4]. For example the Jackson estimate we need in the case of approximation from piecewise linear functions ($k = 2$) follows by [4, Theorem 3.6] and takes the form:

Theorem 4.1. *Let $0 < p < \infty$, $s > 0$, and $1/\tau = s/2 + 1/p$. Assume $\Omega = \mathbb{R}^2$ or $\Omega \subset \mathbb{R}^2$ is a compact set with polygonal boundary and initial triangulation consisting of n_0 triangles with no hanging interior vertices and obeying the minimum angle condition. Then for any $f \in B_{\tau}^{s,2}$ we have $f \in L^p(\Omega)$ and*

$$(4.5) \quad S_n^2(f)_p \leq cn^{-s/2} |f|_{B_{\tau}^{s,2}}, \quad n \geq n_0.$$

Consequently, for any $f \in L^p(\Omega)$

$$(4.6) \quad S_n^2(f)_p \leq cK(f, n^{-s/2}), \quad n \geq n_0.$$

Here $K(f, t) = K(f, t; L^p, B_{\tau}^s)$ is the K -functional defined in (3.6) and $c > 0$ is a constant depending only on s, p , and the structural constants of the setting.

Similar Jackson and direct estimates for nonlinear approximation from splines of degrees 2 and higher and of maximum smoothness do not follow automatically from the results in [2]. The reason being the fact that the basis functions for splines of degree 2 and 3 that we are familiar with are not stable. The stability is required in [2]. The problem for establishing Jackson estimates for approximation from splines of degree 2 and higher of maximum smoothness remains open.

4.3. Bernstein estimate in the nonnested case. We come now to one of the main result of this article. Here we operate in the setting described above in §4.1.

Theorem 4.2. *Let $0 < p < \infty$, $k \geq 1$, $0 < s/2 < k - 1 + 1/p$, and $1/\tau = s/2 + 1/p$. Then for any $S_1, S_2 \in \mathcal{S}(n, k)$, $n \geq n_0$, we have*

$$(4.7) \quad |S_1|_{B_{\tau}^{s,k}} \leq |S_2|_{B_{\tau}^{s,k}} + cn^{s/2} \|S_1 - S_2\|_{L^p}, \quad \text{if } \tau \geq 1, \quad \text{and}$$

$$(4.8) \quad |S_1|_{B_{\tau}^{\tau,k}} \leq |S_2|_{B_{\tau}^{\tau,k}} + cn^{\tau s/2} \|S_1 - S_2\|_{L^p}^{\tau}, \quad \text{if } \tau < 1.$$

where the constant $c > 0$ depends only on s, p, k , and the structural constants of the setting.

An immediate consequence of this theorem is the inverse estimate given in

Corollary 4.3. *Let $0 < p < \infty$, $k \geq 1$, $0 < s/2 < k-1+1/p$, and $1/\tau = s/2+1/p$. Set $\lambda := \min\{\tau, 1\}$. Then for any $f \in L^p(\Omega)$ we have*

$$(4.9) \quad K(f, n^{-s/2}) \leq cn^{-s/2} \left(\sum_{\ell=n_0}^n \frac{1}{\ell} [\ell^{s/2} S_\ell^k(f)_p]^\lambda + \|f\|_p^\lambda \right)^{1/\lambda}, \quad n \geq n_0.$$

Here $K(f, t) = K(f, t; L^p, B_\tau^s)$ is the K -functional defined just as in (3.6) and $c > 0$ is a constant depending only on s, p, k , and the structural constants of the setting.

The proof of this corollary is just a repetition of the proof of Theorem 3.5. We omit it.

In turn, estimates (4.6) and (4.9) imply a characterization of the approximation spaces associated with nonlinear nonnested piecewise linear approximation, see (1.7).

The proof of Theorem 4.2 relies on the idea we used in the proof of Theorem 3.3. However, there is an important complication to overcome. The fact that many rings with relatively small supports can be located next to a large ring is a major obstacle in implementing this idea in the case of smooth splines. An additional construction is needed. To make the proof more accessible, we shall proceed in two steps. We first develop the needed additional construction and implement it in §4.4 to prove the respective Bernstein estimate in the nested case and then we present the proof of Theorem 4.2 in §4.5.

Before we proceed with the proofs of the Bernstein estimates we show in the next example that the assumption that in our setting the splines are of maximum smoothness is essential.

Example 4.4. We now show that estimates (4.7)-(4.8) fail without the assumption that $S_1, S_2 \in W^{k-2}(\Omega)$ (i.e., both splines have maximum smoothness). We shall only consider the case when $k = 2$ and $\tau \leq 1$. Let $\Omega = [-1, 1] \times [0, 1]$ and $0 < \varepsilon < 1/4$. Set

$$S_1(x) := x_1 \mathbb{1}_{[0,1]^2}(x), \quad S_2(x) := x_1 \mathbb{1}_{[\varepsilon,1] \times [0,1]}(x), \quad x = (x_1, x_2).$$

Clearly, S_1 is continuous on Ω , while S_2 is discontinuous along $x_1 = \varepsilon$. A straightforward calculation shows that

$$(4.10) \quad \omega_2(S_1, t)_\tau^\tau = \frac{2t^{\tau+1}}{\tau+1} \quad \text{and} \quad \omega_2(S_2, t)_\tau^\tau = \int_{-t}^t |w + \varepsilon|^\tau dw \quad \text{for } 0 \leq t \leq 1/4.$$

Further,

$$(4.11) \quad \int_{-t}^t |w + \varepsilon|^\tau dw = \frac{1}{\tau+1} [(t + \varepsilon)^{\tau+1} + \text{sign}(t - \varepsilon)|t - \varepsilon|^{\tau+1}].$$

On the other hand, obviously $\omega_2(S_1 - S_2, t)_\tau^\tau \leq 4\|S_1 - S_2\|_{L^\tau}^\tau \leq 4\varepsilon^{\tau+1}$ yielding

$$(4.12) \quad \omega_2(S_2, t)_\tau^\tau \geq \omega_2(S_1, t)_\tau^\tau - 4\varepsilon^{\tau+1}.$$

We shall use this estimate for $t > 1/4$. From (2.1) and (4.10)-(4.12) we obtain

$$\begin{aligned} |S_2|_{B_\tau^{s,2}}^\tau - |S_1|_{B_\tau^{s,2}}^\tau &\geq \frac{1}{\tau+1} \left[\int_0^\varepsilon t^{-s\tau-1} [(t + \varepsilon)^{\tau+1} - (\varepsilon - t)^{\tau+1} - 2t^{\tau+1}] dt \right. \\ &\quad \left. + \int_\varepsilon^{1/4} t^{-s\tau-1} [(\varepsilon + t)^{\tau+1} + (t - \varepsilon)^{\tau+1} - 2t^{\tau+1}] dt \right] - 4\varepsilon^{\tau+1} \int_{1/4}^\infty t^{-s\tau-1} dt \\ &=: I_1 + I_2 - (4^{s\tau+1}/s\tau)\varepsilon^{\tau+1}. \end{aligned}$$

Substituting $t = \varepsilon u$ in I_1 and I_2 , we get

$$I_1 + I_2 = \frac{\varepsilon^{\tau-s\tau+1}}{\tau+1} \left[\int_0^1 u^{-s\tau-1} \phi_1(u) du + \int_1^{1/4\varepsilon} u^{-s\tau-1} \phi_2(u) du \right],$$

where

$$\phi_1(u) = (1+u)^{\tau+1} - (1-u)^{\tau+1} - 2u^{\tau+1}$$

and

$$\phi_2(u) = (1+u)^{\tau+1} + (u-1)^{\tau+1} - 2u^{\tau+1}.$$

We clearly have $\phi_1 \geq 0$ on $[0, 1]$ and $\phi_2 \geq 0$ on $[1, \infty)$. Therefore,

$$|S_2|_{B_\tau^{s,2}}^\tau - |S_1|_{B_\tau^{s,2}}^\tau \geq c_1 \varepsilon^{\tau-s\tau+1} - c_0 \varepsilon^{\tau+1} = \varepsilon^{\tau-s\tau+1} (c_1 - c_0 \varepsilon^{s\tau}),$$

where

$$c_1 := \frac{1}{\tau+1} \int_0^1 t^{-s\tau-1} \phi_1(u) du > 0 \quad \text{and} \quad c_0 := 4^{s\tau+1}/s\tau.$$

By taking ε sufficiently small, we get

$$(4.13) \quad |S_2|_{B_\tau^{s,2}}^\tau - |S_1|_{B_\tau^{s,2}}^\tau \geq (c_1/2) \varepsilon^{\tau-s\tau+1}.$$

Evidently,

$$(4.14) \quad \|S_2 - S_1\|_{L^p} \leq \varepsilon^{1+1/p}.$$

By (4.13) and (4.14),

$$\frac{|S_2|_{B_\tau^{s,2}}^\tau - |S_1|_{B_\tau^{s,2}}^\tau}{\|S_2 - S_1\|_{L^p}^\tau} \geq (c_1/2) \varepsilon^{1-s\tau-\tau/p} = (c_1/2) \varepsilon^{-s\tau/2}.$$

Since $\varepsilon^{-s\tau/2} \rightarrow \infty$ as $\varepsilon \rightarrow 0$, estimate (4.8) cannot hold.

4.4. Bernstein estimate in the nested case. We next prove a Bernstein estimate which yields an inverse estimate in the case of nested spline approximation.

Theorem 4.5. *Let $0 < p < \infty$, $k \geq 2$, $0 \leq r \leq k-2$, $0 < s/2 < r+1/p$, and $1/\tau = s/2 + 1/p$. Then for any $S \in \mathcal{S}(n, k, r)$, $n \geq n_0$, we have*

$$(4.15) \quad |S|_{B_\tau^{s,k}} \leq cn^{s/2} \|S\|_{L^p},$$

where the constant $c > 0$ depends only on s, p, k, r , and the structural constant of our setting.

Additional subdivision of Ω . Situations where there are many small rings located next to a large ring create problems. To be able to deal with such cases we shall additionally subdivide Ω in two steps.

Subdivision of all rings $R \in \mathcal{R}_n$ into nested hierarchies of rings.

Lemma 4.6. *There exists a subdivision of every ring $R \in \mathcal{R}_n$ into a nested multi-level collection of rings*

$$\mathcal{K}^R = \cup_{m=m_R}^\infty \mathcal{K}_m^R$$

with the following properties, where we use the abbreviated notation $\mathcal{K}_m := \mathcal{K}_m^R$:

(a) Every level \mathcal{K}_m defines a partition of R into rings with disjoint interiors such that $R = \cup_{K \in \mathcal{K}_m} K$.

(b) The levels $\{\mathcal{K}_m\}_{m \geq m_R}$ are nested, i.e. \mathcal{K}_{m+1} is a refinement of \mathcal{K}_m , and each $K \in \mathcal{K}_m$ has at least 4 and at most M children in \mathcal{K}_{m+1} , where $M \geq 4$ is a constant.

(c) $|R| \leq c_1 |K|$ for all $K \in \mathcal{K}_{m_R}$.

(d) We have

$$(4.16) \quad c_2^{-1}4^{-m} \leq |K| \leq c_24^{-m}, \quad \forall K \in \mathcal{K}_m, \quad \forall m \geq m_R.$$

As a consequence we have $c_3^{-1}4^{-m_R} \leq |R| \leq c_34^{-m_R}$ and

$$(4.17) \quad c_4^{-1}2^{-m} \leq d(K) \leq c_42^{-m}, \quad \forall K \in \mathcal{K}_m, \quad \forall m \geq m_R.$$

(e) All rings $K \in \mathcal{K}^R$ are rings without a hole, except for finitely many of them in the case when $R = Q_1 \setminus Q_2$ and Q_2 is small relative to Q_1 . Then the rings with a hole form a chain $R \supset K_1 \supset K_2 \supset \dots \supset K_\ell \supset Q_2$. All sets $K \in \mathcal{K}^R$ are rings in the sense of Definition 3.1 with structural constants (parameters) N_0^* , c_0^* , and β^* . These and the constants M and $c_1, c_2, c_3, c_4 > 0$ from above depend only on the initial structural constants N_0, c_0 , and β .

Proof. Observe first that if we are in a setting as the one described in Scenario 1 from §4.1, then the needed subdivision is given by the hierarchy of triangulations described there.

In the general case, let $R = Q_1 \setminus Q_2$ be a ring in the sense of Definition 3.1, and assume that $Q_2 \neq \emptyset$. We subdivide the polygonal convex set Q_1 into subrings by connecting the center of eccentricity of Q_1 with, say, 6 points from the boundary ∂R of R , preferably end points of segments on the boundary, so that the minimum angle condition is obeyed. After that we subdivide the resulting rings using mid points and connecting them with segments. Necessary adjustments are made around Q_2 depending on the size and location of Q_2 . \square

Subdivision of all rings from \mathcal{R}_n into subrings with disjoint interiors. We first pick up all rings from each \mathcal{K}^R , $R \in \mathcal{R}_n$, see Lemma 4.6, that are needed to handle situations where many small rings are located next to a large ring.

We shall only need the rings in \mathcal{K}^R that intersect the boundary ∂R of R . Denote the set all such rings by Γ^R and set $\Gamma_m^R := \Gamma^R \cap \mathcal{K}_m^R$. We shall make use of the tree structure in Γ^R . More precisely, we shall use the parent-child relation in Γ^R induced by the inclusion relation: Each ring $K \in \Gamma_m^R$ has (contains) at least 1 and at most M children in Γ_{m+1}^R and has a single parent in Γ_{m-1}^R or no parent.

We now construct a set Λ^R of rings from Γ^R which will help prevent situations where a ring may have many small neighbors.

Given $R \in \mathcal{R}_n$, we denote by \mathcal{R}_n^R the set of all rings $\tilde{R} \in \mathcal{R}_n$, $\tilde{R} \neq R$, such that $\tilde{R} \cap R \neq \emptyset$ and $d(\tilde{R}) \leq d(R)$. These are all rings from \mathcal{R}_n that are small relative to R and intersect R (are neighbors of R).

It will be convenient to introduce the following somewhat geometric terminology: We say that a ring $K \in \Gamma^R$ can see $\tilde{R} \in \mathcal{R}_n^R$ or that \tilde{R} is in the range of K if $d(K) \geq d(\tilde{R})$ and $K \cap \tilde{R} \neq \emptyset$.

We now construct Λ^R by applying the following

Rule: We place $K \in \Gamma^R$ in Λ^R if K can see some (at least one) rings from \mathcal{R}_n^R but neither of the children of K in Γ^R can see all of them.

We now extend Λ^R to $\tilde{\Lambda}^R$ by adding to Λ^R all same level neighbors of all $K \in \Lambda^R$, i.e. if $K \in \Lambda^R$ and $K \in \Gamma_m^R$, then we add to $\tilde{\Lambda}^R$ each $K' \in \Gamma_m^R$ such that $K' \cap K \neq \emptyset$.

The next step is to construct a subdivision of each $R \in \mathcal{R}_n$ into rings by using $\tilde{\Lambda}^R$. We fix $R \in \mathcal{R}_n$ and shall suppress the superscript R for the new sets that will be introduced next and depend on R .

Let $\tilde{\Gamma} \subset \Gamma^R$ be the minimal subtree of Γ^R that contains $\tilde{\Lambda}^R$, i.e. $\tilde{\Gamma}$ is the set of all $K \in \Gamma^R$ such that $K \supset K'$ for some $K' \in \tilde{\Lambda}^R$. We denote by $\tilde{\Gamma}_b$ the set of

all *branching rings* in $\tilde{\Gamma}$ (rings with more than one child in $\tilde{\Gamma}$) and by $\tilde{\Gamma}'_b$ the set of all *children in $\tilde{\Gamma}$ of branching rings* (each of them may or may not belong to $\tilde{\Gamma}$). Furthermore, we let $\tilde{\Gamma}_\ell$ denote the set of all *leaves* in $\tilde{\Gamma}$ (rings in $\tilde{\Gamma}$ containing no other rings from $\tilde{\Gamma}$).

Evidently, $\tilde{\Gamma}_\ell \subset \tilde{\Lambda}^R$. However, rings from $\tilde{\Gamma}_b$ and $\tilde{\Gamma}'_b$ may or may not belong to $\tilde{\Lambda}^R$. We extend $\tilde{\Lambda}^R$ to $\tilde{\tilde{\Lambda}}^R := \tilde{\Lambda}^R \cup \tilde{\Gamma}_b \cup \tilde{\Gamma}'_b$. In addition, we add to $\tilde{\tilde{\Lambda}}^R$ all rings from $\mathcal{K}_{m_R}^R$, if they are not there yet.

It is readily seen that each ring $\tilde{R} \in \mathcal{R}_n^R$ can be in the range of only finitely many $K \in \tilde{\Gamma}_\ell$ and each ring $\tilde{R} \in \mathcal{R}_n$ may have only finitely many neighbors $R \in \mathcal{R}_n$ such that $d(R) \geq d(\tilde{R})$. Therefore,

$$\sum_{R \in \mathcal{R}_n} \#\tilde{\Gamma}_\ell^R \leq cn.$$

Obviously $\#\tilde{\Gamma}_b \leq \#\tilde{\Gamma}_\ell$, $\#\tilde{\Gamma}'_b \leq M\#\tilde{\Gamma}_b \leq M\#\tilde{\Gamma}_\ell$, implying $\#\tilde{\tilde{\Lambda}}^R \leq \#\tilde{\Gamma}_\ell + \#\tilde{\Gamma}_b \leq c\#\tilde{\Gamma}_\ell$, and hence $\#\tilde{\tilde{\Lambda}}^R \leq c'\#\tilde{\Gamma}_\ell$. Putting these estimates together implies

$$(4.18) \quad \sum_{R \in \mathcal{R}_n} \#\tilde{\tilde{\Lambda}}^R \leq cn.$$

Observe that, with the exception of all branching rings in $\tilde{\Lambda}^R$, by construction every other ring $K \in \tilde{\Lambda}^R$ is either a leaf, and hence contains no other rings from $\tilde{\Lambda}^R$, or contains only one ring $K' \in \tilde{\Lambda}^R$ of minimum level, i.e. K has one descendent K' in $\tilde{\Lambda}^R$.

We now make the *final step* in our construction: We denote by \mathcal{F}^R the set of all rings from $\tilde{\Gamma}_\ell^R$ along with all new rings of the form $\overline{K \setminus K'}$, where $K \in \tilde{\Gamma}'_b$, $K' \in \tilde{\Lambda}^R$, $K' \subset K$ and K' is of minimum level with these properties. Set $\mathcal{F} := \cup_{R \in \mathcal{R}_n} \mathcal{F}^R$.

The purpose of the above construction becomes clear from the the following

Lemma 4.7. *The set \mathcal{F} consists of rings in the sense of Definition 3.1 with parameters depending only on the structural constants N_0 , c_0 and β . Also, for any $R \in \mathcal{R}_n$ the rings in \mathcal{F}^R have disjoint interiors, $R = \cup_{K \in \mathcal{F}^R} K$, and $\#\mathcal{F}^R \leq c\#\tilde{\Lambda}^R$. Hence,*

$$(4.19) \quad \Omega = \bigcup_{R \in \mathcal{R}_n} \bigcup_{K \in \mathcal{F}^R} K \quad \text{and} \quad \sum_{R \in \mathcal{R}_n} \#\mathcal{F}^R \leq cn.$$

Most importantly, each ring $K \in \mathcal{F}$ has only finitely many neighbors in \mathcal{F} , that is, there exists a constant N_1 such that for any $K \in \mathcal{F}$ there are at most N_1 rings in \mathcal{F} intersecting K .

Proof. All properties of the newly constructed rings but the last one given in this lemma follow readily from their construction.

To show that each ring $K \in \mathcal{F}$ has only finitely many neighbors in \mathcal{F} we shall need the following technical

Lemma 4.8. *Suppose $K \supset K_1 \supset K_2$, $K \in \Gamma^R$, $K_1, K_2 \in \tilde{\Lambda}^R$, and both K_1 and K_2 share parts of an edge E of K located in the interior of R . Then there exists $K^* \in \tilde{\Lambda}^R$ such that $K^* \cap K^\circ = \emptyset$, $K^* \cap E \neq \emptyset$, and K^* is either a neighbor of K_1 or K_2 , or K^* is a neighbor of the parent of K_1 in Γ^R .*

Proof. If $K_1 \in \Lambda^R$, then by construction all same level neighbors of K_1 belong $\tilde{\Lambda}^R$ and hence the one that shares the edge of K_1 contained in E will be in $\tilde{\Lambda}^R$. We denote this ring by K^* and apparently it has the claimed properties. By the same token, if $K_2 \in \Lambda^R$, then one of his neighbors will do the job.

Suppose $K_1, K_2 \in \tilde{\Lambda}^R \setminus \Lambda^R$. Then K_1 has a neighbor, say, \hat{K}_1 that belongs to Λ^R and \hat{K}_1 is at the level of K_1 . If \hat{K}_1 has an edge contained in E , then $K^* := \hat{K}_1$ has the claimed property. Similarly, K_2 has a neighbor $\hat{K}_2 \in \Lambda^R$ at the level of K_2 . If \hat{K}_2 has an edge contained in E , then $K^* := \hat{K}_2$ will do the job.

Assume that neither of the above is true. Then since $K_1, \hat{K}_1 \in \Gamma^R$ they must have the same parent in Γ^R that has an edge contained in E . Denote this common parent by K^\sharp . For the same reason, $K_2, \hat{K}_2 \in \Gamma^R$ have a common parent, say, $K^{\sharp\sharp}$ in Γ^R . Clearly, K^\sharp and $K^{\sharp\sharp}$ have some edges contained in E . Also, $\hat{K}_1 \subset K^\sharp$, $\hat{K}_2 \subset K^{\sharp\sharp}$, and $\hat{K}_1^\circ \cap \hat{K}_2^\circ = \emptyset$.

We claim that K^\sharp belongs to Λ^R . Indeed, the rings from \mathcal{R}_n that are in the range of \hat{K}_1 are also in the range of K^\sharp . Also, the rings from \mathcal{R}_n that are in the range of \hat{K}_2 are also in the range of K^\sharp . However, obviously neither of the children of K^\sharp can have the range of K^\sharp . Therefore, K^\sharp belongs to Λ^R . Now, just as above we conclude that one of the neighbors of K^\sharp has the claimed property. \square

We are now prepared to show that each ring $K \in \mathcal{F}$ has only finitely many neighbors in \mathcal{F} . By the construction any $K \in \mathcal{F}^R$, $R \in \mathcal{R}_n$, has only finitely many neighbors that do not belong to \mathcal{F}^R . Thus, it remains to show that it cannot happen that there exist rings $K_1 \subset K_2 \subset \dots \subset K_J$, $K_j \in \tilde{\Lambda}^R$, with J uncontrollably large that have edges contained in an edge of a single ring $K \in \tilde{\Lambda}^R$ whose interior does not intersect K_j , $j = 1, \dots, J$. But this assertion readily follows by Lemma 4.8. \square

The following lemma will be instrumental in the proof of this theorem.

Lemma 4.9. *Assume $0 < p, q \leq \infty$, $k \geq 1$, $r \geq 0$, and $\nu \in \mathbb{R}^2$ with $|\nu| = 1$. Let the sets $G, H \subset \mathbb{R}^2$ be measurable, $G \subset H$, and such that there exist balls B_1, B_2, B_3, B_4 , $B_j = B(x_j, r_j)$, with the properties: $B_2 \subset G \subset B_1$, $r_1 \leq c^\flat r_2$, and $B_4 \subset H \subset B_3$, $r_3 \leq c^\flat r_4$, where $c^\flat \geq 1$ is a constant. Then for any $P \in \Pi_k$*

$$(4.20) \quad \|P\|_{L^p(G)} \leq c|G|^{1/p-1/q} \|P\|_{L^q(G)},$$

$$(4.21) \quad \|D_\nu^r P\|_{L^p(G)} \leq c d(G)^{-r} \|P\|_{L^p(G)},$$

and

$$(4.22) \quad \|P\|_{L^p(G)} \leq c(|G|/|H|)^{1/p} \|P\|_{L^p(H)},$$

where $c > 0$ is a constant depending on p, q, k, r, c^\flat , and the parameters N_0, c_0 , and β from Definition 3.1. Here $D_\nu^r S$ is the r th directional derivative of S in the direction of ν .

Furthermore, inequality (4.22) holds with G and H replaced by their images $L(G)$ and $L(H)$, where L is a nonsingular linear transformation of \mathbb{R}^2 .

Proof. Inequality (4.20) holds whenever $B_2 = B(0, 1)$ and $B_1 = B(0, c_\diamond)$ with $c_\diamond = \text{constant}$ by the fact that any two (quasi)norms on Π_k are equivalent. This implies that (4.20) is valid in the case when $B_2 = B(0, 1)$ and $B_2 \subset B_1$, where $B_1 = B(x_2, c_\diamond/2)$. Then (4.20), in general, follows by rescaling. Inequality (4.22) is obvious when $p = \infty$. In general, it follows from the case $p = \infty$ and application of (4.20) to G with p and $q = \infty$ and to H with $p = \infty$, $q = p$. Inequality (4.21) is an

easy consequence of the Markov inequality for univariate polynomials whenever G is a square. Then in general it follows by inscribing B_1 in a smallest possible cube and then applying it for the cube and using (4.22). The last claim in the lemma is obvious. \square

Proof of Theorem 4.5. We shall only consider the case when $\Omega \subset \mathbb{R}^2$ is a compact polygonal domain. Let $S \in \mathcal{S}(n, k, r)$ and suppose S is represented as in (4.1), that is,

$$(4.23) \quad S = \sum_{R \in \mathcal{R}_n} P_R \mathbb{1}_R, \quad S \in W^r(\Omega), \quad P_R \in \Pi_k,$$

where \mathcal{R}_n is a collection of $\leq n$ rings with disjoint interiors such that $\Omega = \cup_{R \in \mathcal{R}_n} R$.

We are now prepared to complete the proof of Theorem 4.5. From (4.23) and because \mathcal{F} is a refinement of \mathcal{R}_n it follows that S can be represented in the form

$$(4.24) \quad S = \sum_{K \in \mathcal{F}} P_K \mathbb{1}_K, \quad S \in W^r(\Omega), \quad P_K \in \Pi_k.$$

Here \mathcal{F} is the collection of at most cn rings from above with disjoint interiors such that $\Omega = \cup_{K \in \mathcal{F}} K$.

We next introduce some convenient notation. For any ring $K \in \mathcal{F}$ we denote by \mathcal{N}_K the set of all rings $K' \in \mathcal{F}$ such that $K \cap K' \neq \emptyset$, \mathcal{E}_K will denote the set of all segments (edges) from the boundary ∂K of K , and \mathcal{V}_K will be the set of all vertices of the polygon ∂K (end points of edges from \mathcal{E}_K).

The fact that \mathcal{F} consists of rings in the sense of Definition 3.1 implies the following

Property 4.10. There exists a constant $0 < \check{c} < 1$ such that if $E = [v_1, v_2]$ is an edge shared by two rings $K, K' \in \mathcal{F}$ then for any $x \in E$ with $|x - v_j| \geq \rho$, $j = 1, 2$ for some $\rho > 0$ we have $B(x, \check{c}\rho) \subset K \cup K'$.

Fix $t > 0$. For each ring $K \in \mathcal{F}$ we define

$$K_t := \{x \in K : \text{dist}(x, \partial K) \leq kt\}.$$

Write $\Omega_t := \cup_{K \in \mathcal{F}} K_t$.

Let $h \in \mathbb{R}^2$ with norm $|h| \leq t$ and set $\nu := |h|^{-1}h$. For S is a polynomial of degree $\leq k-1$ on each $K \in \mathcal{F}$ we have $\Delta_h^k S(x) = 0$ for $x \in \cup_{K \in \mathcal{F}} K \setminus K_t$. Therefore,

$$(4.25) \quad \|\Delta_h^k S\|_{L^\tau(\Omega)} = \|\Delta_h^k S\|_{L^\tau(\Omega_t)}.$$

Let $K \in \mathcal{F}$ and assume $d(K) > 2kt/\check{c}$ with $0 < \check{c} < 1$ the constant from Property 4.10. Denote $\mathcal{N}_K^t := \{K' \in \mathcal{N}_K : d(K) > 2kt/\check{c}\}$, $B_v := B(v, 2kt/\check{c})$, $v \in \mathcal{V}_K$, and

$$\mathfrak{N}_K^t := \{K' \in \mathcal{F} : d(K') > 2kt/\check{c} \text{ and } K' \cap (K + B(0, 2kt/\check{c})) \neq \emptyset\}.$$

Observe that because $d(K) > 2kt/\check{c}$ the number of rings in \mathfrak{N}_K^t is uniformly bounded.

Let $x \in \Omega_t$ be such that $[x, x + kh] \cap K \neq \emptyset$. Two cases are to be considered here.

(a) Let $[x, x + kh] \not\subset \cup_{v \in \mathcal{V}_K} B_v$. Then $[x, x + kh]$ intersects some edge $E \in \mathcal{E}_K$ such that $\ell(E) \geq 2kt/\check{c}$, and $[x, x + kh]$ cannot intersect another edge $E' \in \mathcal{E}_K$ with this property or an edge $E' \in \mathcal{E}_K$ with $\ell(E') < 2kt/\check{c}$.

Suppose that the edge $E = [v_1, v_2]$ is shared with $K' \in \mathcal{F}$ and $y := E \cap [x, x + kh]$. Evidently, $|y - v_j| > kt/\check{c}$, $j = 1, 2$, and in light of Property 4.10 we have $[x, x + kh] \subset B(y, kt) \subset K \cup K'$. Clearly,

$$(4.26) \quad |\Delta_h^k S(x)| \leq ct^r \|D_\nu^r S\|_{L^\infty([x, x+kh])} \leq ct^r \|D_\nu^r S\|_{L^\infty(K)} + ct^r \|D_\nu^r S\|_{L^\infty(K')}.$$

(b) Let $[x, x + kh] \subset \cup_{v \in \mathcal{V}_K} B_v$. Then we estimate $|\Delta_h^k S(x)|$ trivially:

$$(4.27) \quad |\Delta_h^k S(x)| \leq 2^k \sum_{\ell=0}^k |S(x + \ell h)|.$$

Using (4.26) - (4.27) we obtain

$$(4.28) \quad \begin{aligned} \|\Delta_h^k S\|_{L^\tau(K_t)}^\tau &\leq c \sum_{K' \in \mathcal{N}_K^t} td(K')t^{r\tau} \|D_\nu^r S\|_{L^\infty(K')}^\tau \\ &+ c \sum_{K' \in \mathfrak{N}_K^t} \sum_{v \in \mathcal{V}_K} \|S\|_{L^\tau(B_v \cap K')}^\tau + c \sum_{K'' \in \mathcal{F}: d(K'') \leq 2kt/\check{c}} \|S\|_{L^\tau(K'' \cap (K + [0, kh]))}^\tau. \end{aligned}$$

Note that the number of rings $K' \in \mathfrak{N}_K^t$ such that $K' \cap B_v \neq \emptyset$ for some $v \in \mathcal{V}_K$ is uniformly bounded.

By Lemma 4.9 it follows that $\|D_\nu^r S\|_{L^\infty(K')} \leq cd(K')^{-r-2/p} \|S\|_{L^p(K')}$ and if the ring $K' \in \mathfrak{N}_K^t$ and $v \in \mathcal{V}_K$, then

$$\begin{aligned} \|S\|_{L^\tau(B_v \cap K')}^\tau &\leq c(|B_v|/|K'|) \|S\|_{L^\tau(K')}^\tau \leq ct^2 |K'|^{-1} \|S\|_{L^\tau(K')}^\tau \\ &\leq ct^2 |K'|^{-1+\tau(1/\tau-1/p)} \|S\|_{L^p(K')}^\tau \leq ct^2 d(K')^{\tau s-2} \|S\|_{L^p(K')}^\tau. \end{aligned}$$

We use the above estimates in (4.28) to obtain

$$(4.29) \quad \begin{aligned} \|\Delta_h^k S\|_{L^\tau(K_t)}^\tau &\leq c \sum_{K' \in \mathcal{N}_K^t} t^{1+r\tau} d(K')^{1-r\tau-2\tau/p} \|S\|_{L^p(K')}^\tau \\ &+ c \sum_{K' \in \mathfrak{N}_K^t} t^2 d(K')^{\tau s-2} \|S\|_{L^p(K')}^\tau + c \sum_{K'' \in \mathcal{F}: d(K'') \leq 2kt/\check{c}} \|S\|_{L^\tau(K'' \cap (K + [0, kh]))}^\tau. \end{aligned}$$

Denote by Ω_t^* the set of all $x \in \Omega_t$ such that $[x, x + kh] \subset \Omega$ and

$$[x, x + kh] \subset \cup \{K \in \mathcal{F} : d(K) \leq 2kt/\check{c}\}.$$

In this case we shall use the obvious estimate

$$\|\Delta_h^k S\|_{L^\tau(\Omega_t^*)}^\tau \leq c \sum_{K \in \mathcal{F}: d(K) \leq 2kt/\check{c}} \|S\|_{L^\tau(K)}^\tau.$$

This estimate along with (4.29) yields

$$\begin{aligned} \omega_k(S, t)_\tau^\tau &\leq c \sum_{K \in \mathcal{F}: d(K) \geq 2kt/\check{c}} t^{1+r\tau} d(K)^{1-r\tau-2\tau/p} \|S\|_{L^p(K)}^\tau \\ &+ c \sum_{K \in \mathcal{F}: d(K) \geq 2kt/\check{c}} t^2 d(K)^{s\tau-2} \|S\|_{L^p(K)}^\tau + c \sum_{K \in \mathcal{F}: d(K) \leq 2kt/\check{c}} \|S\|_{L^\tau(K)}^\tau. \end{aligned}$$

Here we used the fact that only finitely many (uniformly bounded number) of the rings involved in the above estimates may overlap at a time due to Lemma 4.7. For

the norms involved in the last sum we use the estimate $\|S\|_{L^\tau(K)}^\tau \leq cd(K)^{s\tau} \|S\|_{L^p(K)}^\tau$, which follows by Lemma 4.9, to obtain

$$\begin{aligned} \omega_k(S, t)_\tau^\tau &\leq c \sum_{K \in \mathcal{F}: d(K) \geq 2kt/\tilde{c}} t^{1+r\tau} d(K')^{1-r\tau-2\tau/p} \|S\|_{L^p(K')}^\tau \\ &+ c \sum_{K \in \mathcal{F}: d(K) \geq 2kt/\tilde{c}} t^2 d(K)^{s\tau-2} \|S\|_{L^p(K)}^\tau + c \sum_{K \in \mathcal{F}: d(K) \leq 2kt/\tilde{c}} d(K)^{s\tau} \|S\|_{L^p(K)}^\tau. \end{aligned}$$

We insert this estimate in (2.1) and interchange the order of integration and summation to obtain

$$\begin{aligned} |S|_{B_\tau^{s,k}}^\tau &= \int_0^\infty t^{-s\tau-1} \omega_k(S, t)_\tau^\tau dt \leq c \sum_{K \in \mathcal{F}} d(K)^{1-r\tau-2\tau/p} \|S\|_{L^p(K)}^\tau \int_0^{\tilde{c}d(K)/2k} t^{-s\tau+r\tau} dt \\ &+ c \sum_{K \in \mathcal{F}} d(K)^{s\tau-2} \|S\|_{L^p(K)}^\tau \int_0^{\tilde{c}d(K)/2k} t^{-s\tau+1} dt \\ &+ c \sum_{K \in \mathcal{F}} d(K)^{s\tau} \|S\|_{L^p(K)}^\tau \int_{\tilde{c}d(K)/2k}^\infty t^{-s\tau-1} dt. \end{aligned}$$

Observe that $-s\tau + r\tau > -1$ is equivalent to $s/2 < r + 1/p$ and $-s\tau + 1 > -1$ is equivalent to $s < 2/\tau = s + 2/p$. Therefore, the above integrals are convergent and taking into account that $2 - 2\tau/p - s\tau = 2\tau(1/\tau - 1/p - s/2) = 0$ we obtain

$$|S|_{B_\tau^{s,k}}^\tau \leq c \sum_{K \in \mathcal{F}} \|S\|_{L^p(K)}^\tau \leq cn^{\tau(1/\tau-1/p)} \left(\sum_{K \in \mathcal{F}} \|S\|_{L^p(K)}^\tau \right)^{\tau/p} = cn^{\tau s/2} \|S\|_{L^p(\Omega)}^\tau,$$

where we used Hölder's inequality. This completes the proof. \square

4.5. Proof of the Bernstein estimate (Theorem 4.2) in the nonnested case.

For the proof of Theorem 4.2 we combine ideas from the proofs of Theorem 3.3 and Theorem 4.5. We shall adhere to a large extent to the notation introduced in the proof of Theorem 3.3 in §3.3. An important distinction between this proof and the proof of Theorem 3.3 is that the directional derivatives $D_\nu^{k-1}S$ of any $S \in \mathcal{S}(n, k)$ are piecewise constants along the respective straight lines rather than S being a piecewise constant.

We consider the case when $\Omega \subset \mathbb{R}^2$ is a compact polygonal domain. Assume $S_1, S_2 \in \mathcal{S}(n, k)$, $n \geq n_0$. Then each S_j ($j = 1, 2$) can be represented in the form $S_j = \sum_{R \in \mathcal{R}_j} P_R \mathbb{1}_R$, where \mathcal{R}_j is a set of at most n rings in the sense of Definition 3.1 with disjoint interiors and such that $\Omega = \cup_{R \in \mathcal{R}_j} R$, $P_R \in \Pi_k$, and $S_j \in W^{k-2}(\Omega)$.

Just as in the proof of Theorem 4.5 there exist subdivisions $\mathcal{F}_1, \mathcal{F}_2$ of the rings from $\mathcal{R}_1, \mathcal{R}_2$ with the following properties, for $j = 1, 2$:

- (a) \mathcal{F}_j consists of rings in the sense of Definition 3.1 with parameters N_0^*, c_0^* , and β^* depending only on the structural constants N_0, c_0 , and β .
- (b) $\cup_{R \in \mathcal{F}_j} R = \Omega$ and $\# \mathcal{F}_j \leq cn$.
- (c) There exists a constant N_1 such that for any $R \in \mathcal{F}_j$ there are at most N_1 rings in \mathcal{F}_j intersecting R (R has $\leq N_1$ neighbors in \mathcal{F}_j).
- (d) S_j can be represented in the form $S_j = \sum_{R \in \mathcal{F}_j} P_R \mathbb{1}_R$ with $P_R \in \Pi_k$.

Now, just as in the proof of Theorem 3.3 we denote by \mathcal{U} the collection of all maximal connected sets obtained by intersecting rings from \mathcal{F}_1 and \mathcal{F}_2 . By (3.14) there exists a constant $c > 0$ such that $\#\mathcal{U} \leq cn$.

We claim that there exists a constant N_2 such that for any $U \in \mathcal{U}$ there are no more than N_2 sets $U' \in \mathcal{U}$ which intersect U , i.e. U has at most N_2 neighbors in \mathcal{U} . Indeed, let $U \in \mathcal{U}$ be a maximal connected component of $R_1 \cap R_2$ with $R_1 \in \mathcal{F}_1$ and $R_2 \in \mathcal{F}_2$. Then using the fact that the ring R_1 has finitely many neighbors in \mathcal{F}_1 and R_2 has finitely many neighbors in \mathcal{F}_2 we conclude that U has finitely many neighbors in \mathcal{U} .

Further, we introduce the sets \mathcal{A} and \mathcal{T} just as in the proof of Theorem 3.3.

Trapezoids. Our main concern will be in dealing with the trapezoids $T \in \mathcal{T}$. We next use the fact that any ring from \mathcal{F}_j , $j = 1, 2$, has at most N_1 neighbors in \mathcal{F}_j to additionally subdivide the trapezoids from \mathcal{T} into trapezoids whose long sides are sides of good triangles for rings in \mathcal{F}_1 or \mathcal{F}_2 .

Consider an arbitrary trapezoid $T \in \mathcal{T}$. Just as in §3.3 we may assume that T is a maximal isosceles trapezoid contained in $\triangle_{E_1} \cap \triangle_{E_2}$, where \triangle_{E_j} ($j = 1, 2$) is a good triangle for a ring $R_j \in \mathcal{F}_j$, and T is positioned so that its vertices are the points:

$$v_1 := (-\delta_1/2, 0), \quad v_2 := (\delta_1/2, 0), \quad v_3 := (\delta_2/2, H), \quad v_4 := (-\delta_2/2, H),$$

where $0 \leq \delta_2 \leq \delta_1$ and $H > \delta_1$. Let $L_1 := [v_1, v_4]$ and $L_2 := [v_2, v_3]$ be the two equal (long) legs of T . We assume that $L_1 \subset E_1$ and $L_2 \subset E_2$. See Figure 8.

By Lemma 4.7 it follows that there exist less than N_1 rings $K'_\ell \in \mathcal{F}_1$, $\ell = 1, \dots, \nu'$, each of them with an edge or part of an edge contained in L_1 . By Definition 3.1, each of them can be subdivided into at most two segments so that each of these is a side of a good triangle. Denote by I'_ℓ , $\ell = 1, \dots, m'$, these segments, and by $\triangle_{I'_\ell}$, $\ell = 1, \dots, m'$, the respective good triangles attached to them. More precisely, I'_ℓ is a side of $\triangle_{I'_\ell} \subset K'_\ell$ and $\triangle_{I'_\ell}$ is a good triangle for K'_ℓ . Thus we have $L_1 = \cup_{\ell=1}^{m'} I'_\ell$, where the segments I'_ℓ , $\ell = 1, \dots, m'$, are with disjoint interiors.

Similarly, there exist segments I''_ℓ , $\ell = 1, \dots, m''$, and attached to them good triangles $\triangle_{I''_\ell}$, $\ell = 1, \dots, m''$, for rings from \mathcal{F}_2 , so that $L_2 = \cup_{\ell=1}^{m''} I''_\ell$.

Denote by v'_ℓ , $\ell = 1, \dots, m' + 1$, the vertices of the triangles $\triangle_{I'_\ell}$, $\ell = 1, \dots, m'$, on L_1 so that $I'_\ell = [v'_\ell, v'_{\ell+1}]$ and assume that their orthogonal projections onto the x_2 -axis p'_ℓ , $\ell = 1, \dots, m' + 1$, are ordered so that $0 = p'_1 < p'_2 < \dots < p'_{m'+1} = H$. Exactly in the same way we define the vertices v''_ℓ , $\ell = 1, \dots, m'' + 1$, of the triangles $\triangle_{I''_\ell}$ and their projections onto the x_2 -axis $0 = p''_1 < p''_2 < \dots < p''_{m''+1} = H$.

For any $q \in [0, H]$ we let $\delta(q)$ be the distance between the points where the line with equation $x_2 = q$ intersects L_1 and L_2 . Thus $\delta(0) = \delta_1$ and $\delta(H) = \delta_2$, and $\delta(q)$ is linear.

Inductively, starting from $q_1 = 0$ one can easily subdivide the interval $[0, H]$ by means of points

$$0 = q_1 < q_2 < \dots < q_{m+1} = H, \quad m \leq m' + m'' \leq 2N_1$$

with the following properties, for $k = 1, \dots, m$, either

$$(a) \quad \delta(q_k) \leq q_{k+1} - q_k < 2\delta(q_k)$$

or

$$(b) \quad q_{k+1} - q_k > \delta(q_k) \text{ and } (q_k, q_{k+1}) \text{ contains no points } p'_\ell \text{ or } p''_\ell.$$

We use the above points to subdivide the trapezoid T . Let T_k , $k = 1, \dots, m$, be the trapezoid bounded by L_1 , L_2 , and the lines with equations $x_2 = q_k$ and $x_2 = q_{k+1}$.

We now separate the “bad” from the “good” trapezoids T_k . Namely, if property (a) from above is valid then T_k is a ring and we place T_k in \mathcal{A} ; if property (b) is valid, then T_k is a “bad” trapezoid and we place T_k in \mathcal{T} . We apply the above procedure to all trapezoids.

Properties of New Trapezoids. We now consider an arbitrary trapezoid T from the above defined \mathcal{T} (the set of bad trapezoids). We next summarise the properties of T . It will be convenient to us to use the same notation as above as well as in the proof of Theorem 3.3. We assume that T is an isosceles trapezoid contained in $\Delta_{E_1} \cap \Delta_{E_2}$, where Δ_{E_j} , $j = 1, 2$, is a good triangle for a ring $R_j \in \mathcal{F}_j$, and T is positioned so that its vertices are the points:

$$v_1 := (-\delta_1/2, 0), \quad v_2 := (\delta_1/2, 0), \quad v_3 := (\delta_2/2, H), \quad v_4 := (-\delta_2/2, H),$$

where $0 \leq \delta_2 \leq \delta_1$ and $H > \delta_1$. Let $L_1 := [v_1, v_4]$ and $L_2 := [v_2, v_3]$ be the two equal (long) sides of T . We assume that $L_1 \subset E_1$ and $L_2 \subset E_2$. See Figure 8.

As a result of the above subdivision procedure, there exists a triangle Δ_{L_1} with a side L_1 such that Δ_{L_1} is a good triangle for some ring $\tilde{R}_1 \in \mathcal{F}_1$ and $\Delta_{L_1}^\circ \cap \Delta_{E_1}^\circ = \emptyset$. For the same reason, there exists a triangle Δ_{L_2} with a side L_2 such that Δ_{L_2} is a good triangle for some ring $\tilde{R}_2 \in \mathcal{F}_2$ and $\Delta_{L_2}^\circ \cap \Delta_{E_2}^\circ = \emptyset$.

Observe that Δ_{E_1} and Δ_{E_2} are good triangles and hence the angles of Δ_{E_j} adjacent to E_j are of size $\beta^*/2$, $j = 1, 2$. Likewise, Δ_{L_1} and Δ_{L_2} are good triangles and hence the angles of Δ_{L_j} adjacent to L_j are of size $\beta^*/2$, $j = 1, 2$. Therefore, we may assume that $\Delta_{L_1} \subset \Delta_{E_2}$ and $\Delta_{L_2} \subset \Delta_{E_1}$. Consequently, S_1 is a polynomial of degree $< k$ on Δ_{L_1} and another polynomial of degree $< k$ on Δ_{L_2} . By the same token, S_2 is a polynomial of degree $< k$ on Δ_{L_1} and another polynomial of degree $< k$ on Δ_{L_2} . We shall assume that $\Delta_{L_1} \subset A_1$ and $\Delta_{L_2} \subset A_2$, where $A_1, A_2 \in \mathcal{A}$.

Further, denote by D_1 and D_2 the bottom and top sides of T . We shall denote by $\mathcal{V}_T = \{v_1, v_2, v_3, v_4\}$ the vertices of T , where v_1 is the point of intersection of L_1 and D_1 and the other vertices are indexed counter clockwise.

We shall use the notation $\delta_1(T) := \delta_1$ and $\delta_2(T) := \delta_2$. We always assume that $\delta_1(T) \geq \delta_2(T)$. Clearly, $d(T) \sim H$; more precisely $H < d(T) < H + \delta_1 + \delta_2$.

Observe that by the construction of the sets \mathcal{T} , \mathcal{A} , and (3.14) it follows that $\mathcal{A} \cup \mathcal{T}$ consists of polygonal sets with disjoint interiors, $\cup_{A \in \mathcal{A}} A \cup_{T \in \mathcal{T}} T = \Omega$, there exists a constant $c > 0$ such that

$$(4.30) \quad \#\mathcal{A} \leq cn, \quad \#\mathcal{T} \leq cn,$$

and there exists a constant N_3 such that each set from $\mathcal{A} \cup \mathcal{T}$ has at most N_3 neighbors in $\mathcal{A} \cup \mathcal{T}$.

We summarize the most important properties of the sets from \mathcal{T} and \mathcal{A} in the following

Lemma 4.11. *The following properties hold for some constant $0 < \tilde{c} < 1$ depending only on the structural constants N_0 , c_0 and β of the setting:*

(a) *Let $T \in \mathcal{T}$ and assume the notation related to T from above. If $x \in L_1$ with $|x - v_j| \geq \rho$, $j = 1, 4$, then $B(x, \tilde{c}\rho) \subset \Delta_{L_1} \cup \Delta_{L_2}$. Also, if $x \in L_2$ with $|x - v_j| \geq \rho$, $j = 2, 3$, then $B(x, \tilde{c}\rho) \subset \Delta_{L_1} \cup \Delta_{L_2}$. Furthermore, if $x \in D_1$ with $|x - v_j| \geq \rho$, $j = 1, 2$, then $B(x, \tilde{c}\rho) \subset \Delta_{E_1} \cap \Delta_{E_2}$, and similarly for $x \in D_2$.*

(b) *Assume that $E = [w_1, w_2]$ is an edge shared by two sets $A, A' \in \mathcal{A}$. Let \mathcal{V}_A be the set of all vertices on ∂A (end points of edges) and let $\mathcal{V}_{A'}$ be the set of all*

vertices on $\partial A'$. If $x \in E$ with $|x - w_j| \geq \rho$, $j = 1, 2$, for some $\rho > 0$, then

$$(4.31) \quad B(x, \tilde{c}\rho) \subset A \cup A' \cup_{v \in \mathcal{V}_A \cup \mathcal{V}_{A'}} B(v, \rho).$$

Proof. Part (a) of this lemma follows readily from the properties of the trapezoids. Part (b) needs clarification. Suppose that for some $x \in E$ with $|x - w_j| \geq \rho$, $j = 1, 2$, $\rho > 0$, the inclusion (4.31) is not valid. Then exists a point y from an edge $\tilde{E} = [u_1, u_2]$ of, say, ∂A such that $|y - x| < \rho$ and $|y - u_j| \geq \rho$, $j = 1, 2$. A simple geometric argument shows that if the constant \tilde{c} is sufficiently small (depending only on the parameter β of the setting), then there exists an isosceles trapezoid $\tilde{T} \subset \Delta_E \cap \Delta_{\tilde{E}}$ with two legs contained in E and \tilde{E} such that each leg is longer than its larger base. But then the subdivision of the sets from \mathcal{U} (see the proof of Theorem 3.3) would have created a trapezoid in \mathcal{T} that contains part of A . This is a contradiction which shows that Part (b) holds true. \square

We have the representation

$$(4.32) \quad S_1(x) - S_2(x) = \sum_{A \in \mathcal{A}} P_A \mathbb{1}_A(x) + \sum_{T \in \mathcal{T}} P_T \mathbb{1}_T(x),$$

where $P_A, P_T \in \Pi_k$. Note that $S_1 - S_2 \in W^{k-2}(\Omega)$.

Let $0 < s/2 < k - 1 + 1/p$ and $\tau \leq 1$. Fix $t > 0$ and let $h \in \mathbb{R}^2$ with norm $|h| \leq t$. Write $\nu := |h|^{-1}h$ and assume $\nu =: (\cos \theta, \sin \theta)$, $-\pi < \theta \leq \pi$.

Since $S_1, S_2 \in W^{k-2}(\Omega)$ we have the following representation of $\Delta_h^{k-1} S_j(x)$:

$$\Delta_h^{k-1} S_j(x) = |h|^{k-1} \int_{\mathbb{R}} D_\nu^{k-1} S_j(x + u\nu) M_{k-1}(u) du,$$

where $M_{k-1}(u)$ is the B-spline with knots u_0, u_1, \dots, u_{k-1} , $u_\ell := \ell|h|$. In fact, $M_{k-1}(u) = (k-1)[u_0, \dots, u_{k-1}](\cdot - u)_+^{k-2}$ is the divided difference. As is well known, $0 \leq M_{k-1} \leq c|h|^{-1}$, $\text{supp } M_{k-1} \subset [0, (k-1)|h|]$, and $\int_{\mathbb{R}} M_{k-1}(u) du = 1$. Therefore, by $\Delta_h^k S_j(x) = \Delta_h^{k-1} S_j(x+h) - \Delta_h^{k-1} S_j(x)$, whenever $[x, x+kh] \subset \Omega$, we arrive at the representation

$$(4.33) \quad \Delta_h^k S_j(x) = |h|^{k-1} \int_0^{k|h|} D_\nu^{k-1} S_j(x + u\nu) M_k^*(u) du,$$

where $M_k^*(u) := M_{k-1}(u - |h|) - M_{k-1}(u)$.

In what follows we estimate $\|\Delta_h^k S_1\|_{L^\tau(G)}^\tau - \|\Delta_h^k S_2\|_{L^\tau(G)}^\tau$ for different subsets G of Ω .

Case 1. Let $T \in \mathcal{T}$ be such that $d(T) > 2kt/\tilde{c}$ with \tilde{c} the constant from Lemma 4.11. Denote

$$T_h := \{x \in \Omega : [x, x+kh] \subset \Omega \text{ and } [x, x+kh] \cap T \neq \emptyset\}.$$

We next estimate $\|\Delta_h^k S_1\|_{L^\tau(T_h)}^\tau - \|\Delta_h^k S_2\|_{L^\tau(T_h)}^\tau$.

Assume that $T \in \mathcal{T}$ is a trapezoid positioned as described above in Properties of New Trapezoids. We adhere to the notation introduced there.

In addition, let $v_4 - v_1 =: |v_4 - v_1|(\cos \gamma, \sin \gamma)$ with $\gamma \leq \pi/2$, i.e. γ is the angle between D_1 and L_1 . Assume that $\nu =: (\cos \theta, \sin \theta)$ with $\theta \in [\gamma, \pi]$. The case $\theta \in [-\gamma, 0]$ is just the same. The case when $\theta \in [0, \gamma] \cup [-\pi, -\gamma]$ is considered similarly.

We set $B_v := B(v, 2kt/\tilde{c})$, $v \in \mathcal{V}_T$. Also, denote

$$\begin{aligned}\mathcal{A}_T^t &:= \{A \in \mathcal{A} : d(A) > 2kt/\tilde{c} \text{ and } A \cap (T + B(0, kt)) \neq \emptyset\}, \\ \mathfrak{A}_T^t &:= \{A \in \mathcal{A} : d(A) \leq 2kt/\tilde{c} \text{ and } A \cap (T + B(0, kt)) \neq \emptyset\}\end{aligned}$$

and

$$\begin{aligned}\mathcal{T}_T^t &:= \{T' \in \mathcal{T} : d(T') > 2kt/\tilde{c} \text{ and } T' \cap (T + B(0, kt)) \neq \emptyset\}, \\ \mathfrak{T}_T^t &:= \{T' \in \mathcal{T} : d(T') \leq 2kt/\tilde{c} \text{ and } T' \cap (T + B(0, kt)) \neq \emptyset\}.\end{aligned}$$

Clearly, $\#\mathcal{A}_T^t \leq c$ and $\#\mathcal{T}_T^t \leq c$ for some constant $c > 0$.

Case 1 (a). If $[x, x + kh] \subset \triangle_{E_1}$, then $\Delta_h^k S_1(x) = 0$ because S_1 is a polynomial of degree $< k$ on \triangle_{E_1} . Hence no estimate is needed.

Case 1 (b). If $[x, x + kh] \subset \cup_{v \in \mathcal{V}_T} B_v$, we estimate $|\Delta_h^k S_1(x)|$ trivially:

$$(4.34) \quad |\Delta_h^k S_1(x)| \leq |\Delta_h^k S_2(x)| + 2^k \sum_{\ell=0}^k |S_1(x + \ell h) - S_2(x + \ell h)|.$$

Clearly, the contribution of this case to estimating $\|\Delta_h^k S_1\|_{L^\tau(T_h)}^\tau - \|\Delta_h^k S_2\|_{L^\tau(T_h)}^\tau$ is

$$\begin{aligned}&\leq c \sum_{v \in \mathcal{V}_T} \sum_{A \in \mathcal{A}_T^t} \|S_1 - S_2\|_{L^\tau(B_v \cap A)}^\tau + c \sum_{v \in \mathcal{V}_T} \sum_{T' \in \mathcal{T}_T^t} \|S_1 - S_2\|_{L^\tau(B_v \cap T')}^\tau \\&+ c \sum_{v \in \mathcal{V}_T} \sum_{A \in \mathfrak{A}_T^t} \|S_1 - S_2\|_{L^\tau(B_v \cap A)}^\tau + c \sum_{v \in \mathcal{V}_T} \sum_{T' \in \mathfrak{T}_T^t} \|S_1 - S_2\|_{L^\tau(B_v \cap T')}^\tau \\&\leq \sum_{A \in \mathcal{A}_T^t} ct^2 d(A)^{\tau s - 2} \|S_1 - S_2\|_{L^p(A)}^\tau + \sum_{T' \in \mathcal{T}_T^t} ct^{1+\tau s/2} d(T')^{\tau s/2 - 1} \|S_1 - S_2\|_{L^p(T')}^\tau \\&+ \sum_{A \in \mathfrak{A}_T^t} cd(A)^{\tau s} \|S_1 - S_2\|_{L^p(A)}^\tau + \sum_{T' \in \mathfrak{T}_T^t} cd(T')^{\tau s} \|S_1 - S_2\|_{L^p(T')}^\tau.\end{aligned}$$

Here we used the following estimates, which are a consequence of Lemma 4.9:

(1) If $A \in \mathcal{A}_T^t$, then

$$\begin{aligned}\|S_1 - S_2\|_{L^\tau(B_v \cap A)}^\tau &\leq c(|B_v|/|A|) \|S_1 - S_2\|_{L^\tau(A)}^\tau \\&\leq ct^2 d(A)^{-2} \|S_1 - S_2\|_{L^\tau(A)}^\tau \leq ct^2 d(A)^{\tau s - 2} \|S_1 - S_2\|_{L^p(A)}^\tau.\end{aligned}$$

(2) If $T' \in \mathcal{T}_T^t$ and $\delta_1(T') > 2kt/\tilde{c}$, then for any $v \in \mathcal{V}_T$ we have

$$\begin{aligned}\|S_1 - S_2\|_{L^\tau(B_v \cap T')}^\tau &\leq c(|B_v|/|T'|) \|S_1 - S_2\|_{L^\tau(T')}^\tau \leq ct^2 |T'|^{\tau s/2 - 1} \|S_1 - S_2\|_{L^p(T')}^\tau \\&\leq ct^2 \delta_1(T')^{\tau s/2 - 1} d(T')^{\tau s/2 - 1} \|S_1 - S_2\|_{L^p(T')}^\tau \\&\leq ct^{1+\tau s/2} d(T')^{\tau s/2 - 1} \|S_1 - S_2\|_{L^p(T')}^\tau,\end{aligned}$$

where we used that $\tau s/2 < 1$, which is equivalent to $s < s + 2/p$.

(3) If $T' \in \mathcal{T}_T^t$ and $\delta_1(T') \leq 2kt/\tilde{c}$, then for any $v \in \mathcal{V}_T$

$$\begin{aligned}\|S_1 - S_2\|_{L^\tau(B_v \cap T')}^\tau &\leq c(|B_v \cap T'|/|T'|) \|S_1 - S_2\|_{L^\tau(T')}^\tau \\&\leq ct \delta_1(T') [\delta_1(T') d(T')]^{-1} \|S_1 - S_2\|_{L^\tau(T')}^\tau \\&\leq ct d(T')^{-1} [\delta_1(T') d(T')]^{\tau s/2} \|S_1 - S_2\|_{L^p(T')}^\tau \\&\leq ct^{1+\tau s/2} d(T')^{\tau s/2 - 1} \|S_1 - S_2\|_{L^p(T')}^\tau.\end{aligned}$$

(4) If $A \in \mathfrak{A}_T^t$, then

$$\begin{aligned} \|S_1 - S_2\|_{L^\tau(B_v \cap A)}^\tau &\leq \|S_1 - S_2\|_{L^\tau(A)}^\tau \leq c|A|^{\tau s/2} \|S_1 - S_2\|_{L^p(A)}^\tau \\ &\leq cd(A)^{\tau s} \|S_1 - S_2\|_{L^p(A)}^\tau. \end{aligned}$$

(5) If $T' \in \mathfrak{T}_T^t$, then

$$\begin{aligned} \|S_1 - S_2\|_{L^\tau(B_v \cap T')}^\tau &\leq \|S_1 - S_2\|_{L^\tau(T')}^\tau \leq c|T'|^{\tau s/2} \|S_1 - S_2\|_{L^p(T')}^\tau \\ &\leq cd(T')^{\tau s} \|S_1 - S_2\|_{L^p(T')}^\tau. \end{aligned}$$

Case 1 (c). If $[x, x + kh] \not\subset \cup_{v \in \mathcal{V}_T} B_v$ and $[x, x + kh]$ intersects D_1 or D_2 , then $\delta_1 > 2kt/\tilde{c} > 2kt$ or $\delta_2 > 2kt$ and hence $[x, x + kh] \subset \Delta_{E_1} \cap \Delta_{E_2}$, which implies $\Delta_h^k S_1(x) = 0$. No estimate is needed.

Case 1 (d). Let $I_T^h \subset T$ be the quadrilateral bounded by the segments L_1 , $L_1 - kh$, D_1 and the line with equation $x = v_2 + uh$, $u \in \mathbb{R}$, where v_2 is the point of intersection of L_2 with D_1 , whenever this straight line intersects L_1 . If the line $x = v_2 + uh$, $u \in \mathbb{R}$, does not intersect L_1 , then we replace it with the line $x = v_4 + uh$, $u \in \mathbb{R}$. Furthermore, we subtract B_{v_1} and B_{v_2} from I_T^h .

Set $J_T^h := I_T^h + [0, kh]$.

A simple geometric argument shows that $|J_T^h| \leq 2\delta_1 kt$.

In estimating $\|\Delta_h^k S_1\|_{L^\tau(I_T^h)}^\tau$ there are two subcases to be considered.

If $\delta_1(T) \leq 2kt/\tilde{c}$, we use (4.34) to obtain

$$\|\Delta_h^k S_1\|_{L^\tau(I_T^h)}^\tau \leq \|\Delta_h^k S_2\|_{L^\tau(I_T^h)}^\tau + \|S_1 - S_2\|_{L^\tau(I_T^h)}^\tau + \|S_1 - S_2\|_{L^\tau(J_T^h \cap A_1)}^\tau.$$

We estimate the above norms quite like in *Case 1 (b)*, using Lemma 4.9. We have

$$\begin{aligned} \|S_1 - S_2\|_{L^\tau(I_T^h)}^\tau &\leq c(|I_T^h|/|T|) \|S_1 - S_2\|_{L^\tau(T)}^\tau \\ &\leq ct\delta_1(T)[\delta_1(T)d(T)]^{-1} \|S_1 - S_2\|_{L^\tau(T)}^\tau \leq ctd(T)^{-1}|T|^{\tau s/2} \|S_1 - S_2\|_{L^p(T)}^\tau \\ &\leq ctd(T)^{-1}(\delta_1(T)d(T))^{\tau s/2} \|S_1 - S_2\|_{L^p(T)}^\tau \leq ct^{1+\tau s/2} d(T)^{\tau s/2-1} \|S_1 - S_2\|_{L^p(T)}^\tau. \end{aligned}$$

For the second norm we get

$$\begin{aligned} \|S_1 - S_2\|_{L^\tau(J_T^h \cap A_1)}^\tau &\leq c|J_T^h| \|S_1 - S_2\|_{L^\infty(A_1)}^\tau \leq ct^2|A_1|^{-\tau/p} \|S_1 - S_2\|_{L^p(A_1)}^\tau \\ &\leq ct^2 d(A_1)^{-2\tau/p} \|S_1 - S_2\|_{L^p(A_1)}^\tau = ct^2 d(A_1)^{\tau s-2} \|S_1 - S_2\|_{L^p(A_1)}^\tau, \end{aligned}$$

where as before we used the fact that $2\tau/p = 2 - \tau s$.

From the above estimates we infer

$$\begin{aligned} \|\Delta_h^k S_1\|_{L^\tau(I_T^h)}^\tau &\leq \|\Delta_h^k S_2\|_{L^\tau(I_T^h)}^\tau + ct^{1+\tau s/2} d(T)^{\tau s/2-1} \|S_1 - S_2\|_{L^p(T)}^\tau \\ &\quad + ct^2 d(A_1)^{\tau s-2} \|S_1 - S_2\|_{L^p(A_1)}^\tau. \end{aligned}$$

Let $\delta_1(T) > 2kt/\tilde{c}$. We use (4.33) to obtain

$$\begin{aligned} |\Delta_h^k S_1(x)| &\leq |\Delta_h^k S_2(x)| + |\Delta_h^k (S_1 - S_2)(x)| \\ &\leq |\Delta_h^k S_2(x)| + ct^{k-1} \|D_\nu^{k-1}(S_1 - S_2)\|_{L^\infty([x, x+kh])}, \end{aligned}$$

implying

$$\begin{aligned} \|\Delta_h^k S_1\|_{L^\tau(I_T^h)}^\tau &\leq \|\Delta_h^k S_2\|_{L^\tau(I_T^h)}^\tau + c|I_T^h| t^{\tau(k-1)} \|D_\nu^{k-1}(S_1 - S_2)\|_{L^\infty(I_T^h \cap T)}^\tau \\ &\quad + c|I_T^h| t^{\tau(k-1)} \|D_\nu^{k-1}(S_1 - S_2)\|_{L^\infty(A_1)}^\tau. \end{aligned}$$

Clearly,

$$\begin{aligned} \|D_\nu^{k-1}(S_1 - S_2)\|_{L^\infty(I_T^h \cap T)} &\leq c\delta_1(T)^{-(k-1)}\|S_1 - S_2\|_{L^\infty(T)} \\ &\leq c\delta_1(T)^{-(k-1)}|T|^{-1/p}\|S_1 - S_2\|_{L^p(T)} \leq c\delta_1(T)^{-(k-1)-2/p}\|S_1 - S_2\|_{L^p(T)}, \end{aligned}$$

and

$$\begin{aligned} (4.35) \quad \|D_\nu^{k-1}(S_1 - S_2)\|_{L^\infty(A_1)} &\leq cd(A_1)^{-(k-1)}\|S_1 - S_2\|_{L^\infty(A_1)} \\ &\leq cd(A_1)^{-(k-1)-2/p}\|S_1 - S_2\|_{L^p(A_1)}. \end{aligned}$$

Therefore,

$$\begin{aligned} \|\Delta_h^k S_1\|_{L^\tau(I_T^h)}^\tau &\leq \|\Delta_h^k S_2\|_{L^\tau(I_T^h)}^\tau + ct^{1+\tau(k-1)}\delta_1(T)^{1-\tau(k-1)-2\tau/p}\|S_1 - S_2\|_{L^p(T)}^\tau \\ &\quad + ct^{1+\tau(k-1)}d(A_1)^{1-\tau(k-1)-2\tau/p}\|S_1 - S_2\|_{L^p(A_1)}^\tau. \end{aligned}$$

Case 1 (e) (Main). Let $T_h^* \subset T_h$ be the set defined by

$$(4.36) \quad T_h^* := \left\{ x \in T_h : [x, x + kh] \cap L_1 \neq \emptyset \quad \text{and} \quad [x, x + kh] \not\subset I_T^h \bigcup_{v \in \mathcal{V}_T} B_v \right\}.$$

We next estimate $\|\Delta_h^k S_1\|_{L^\tau(T_h^*)}^\tau$.

Let $x \in T_h^*$. Denote by b_1 and b_2 the points where the line through x and $x + kh$ intersects L_1 and L_2 . Set $b = b(x) := b_2 - b_1$. We associate the segment $[x + b, x + b + kh]$ to $[x, x + kh]$ and $\Delta_h^k S_2(x + b)$ to $\Delta_h^k S_1(x)$.

Since $S_1 \in \Pi_k$ on \triangle_{E_1} we have $D_\nu^{k-1}S_1(y) = \text{constant}$ on $[b_1, x + b]$ and hence

$$(4.37) \quad D_\nu^{k-1}S_1(b_1 - u\nu) = D_\nu^{k-1}S_1(b_2 - u\nu) \quad \text{for } 0 \leq u \leq |x - b_1|.$$

Similarly, since $S_2 \in \Pi_k$ on \triangle_{E_2} we have $D_\nu^{k-1}S_2(y) = \text{constant}$ on $[x + kh, b_2]$ and hence

$$(4.38) \quad D_\nu^{k-1}S_2(b_1 + u\nu) = D_\nu^{k-1}S_2(b_2 + u\nu) \quad \text{for } 0 \leq u \leq |x + kh - b_1|.$$

We use (4.33) and (4.37) - (4.38) to obtain

$$\begin{aligned} \Delta_h^k S_1(x) &= |h|^{k-1} \int_{|b_1-x|}^{k|h|} D_\nu^{k-1}S_1(x + u\nu) M_k^*(u) du \\ &\quad + |h|^{k-1} \int_0^{|b_1-x|} D_\nu^{k-1}S_1(x + u\nu) M_k^*(u) du \\ &= |h|^{k-1} \int_{|b_1-x|}^{k|h|} D_\nu^{k-1}S_1(x + u\nu) M_k^*(u) du \\ &\quad + |h|^{k-1} \int_0^{|b_1-x|} D_\nu^{k-1}S_1(x + b + u\nu) M_k^*(u) du \end{aligned}$$

and

$$\begin{aligned}
\Delta_h^k S_2(x+b) &= |h|^{k-1} \int_{|b_1-x|}^{k|h|} D_\nu^{k-1} S_2(x+b+u\nu) M_k^*(u) du \\
&\quad + |h|^{k-1} \int_0^{|b_1-x|} D_\nu^{k-1} S_2(x+b+u\nu) M_k^*(u) du \\
&= |h|^{k-1} \int_{|b_1-x|}^{k|h|} D_\nu^{k-1} S_2(x+u\nu) M_k^*(u) du \\
&\quad + |h|^{k-1} \int_0^{|b_1-x|} D_\nu^{k-1} S_2(x+b+u\nu) M_k^*(u) du.
\end{aligned}$$

Therefore,

$$\begin{aligned}
\Delta_h^k S_1(x) &= \Delta_h^k S_2(x+b) + \Delta_h^k (S_1 - S_2)(x) \\
&= \Delta_h^k S_2(x+b) + |h|^{k-1} \int_{|b_1-x|}^{k|h|} D_\nu^{k-1} [S_1 - S_2](x+u\nu) M_k^*(u) du \\
&\quad + |h|^{k-1} \int_0^{|b_1-x|} D_\nu^{k-1} [S_1 - S_2](x+b+u\nu) M_k^*(u) du
\end{aligned}$$

and hence

$$\begin{aligned}
(4.39) \quad |\Delta_h^k S_1(x)| &\leq |\Delta_h^k S_2(x+b)| + ct^{k-1} \|D_\nu^{k-1} (S_1 - S_2)\|_{L^\infty([b_1, x+kh])} \\
&\quad + ct^{k-1} \|D_\nu^{k-1} (S_1 - S_2)\|_{L^\infty([x+b, b_2])}
\end{aligned}$$

The key here is that $([b_1, x+kh] \cup [x+b, b_2]) \cap T^\circ = \emptyset$.

Let $T_h^{\star\star} := \{x+b(x) : x \in T_h^{\star}\}$, where $b(x)$ is defined above. By (4.39) we get

$$\begin{aligned}
\|\Delta_h^k S_1\|_{L^\tau(T_h^{\star})}^\tau &\leq \|\Delta_h^k S_2\|_{L^\tau(T_h^{\star\star})}^\tau + ctd(A_1)t^{\tau(k-1)} \|D_\nu^{k-1} (S_1 - S_2)\|_{L^\infty(A_1)}^\tau \\
&\quad + ctd(A_2)t^{\tau(k-1)} \|D_\nu^{k-1} (S_1 - S_2)\|_{L^\infty(A_2)}^\tau.
\end{aligned}$$

Just as (4.35) we have

$$\begin{aligned}
\|D_\nu^{k-1} (S_1 - S_2)\|_{L^\infty(A_1)} &\leq cd(A_1)^{-(k-1)} \|S_1 - S_2\|_{L^\infty(A_1)} \\
&\leq cd(A_1)^{-(k-1)-2/p} \|S_1 - S_2\|_{L^p(A_1)},
\end{aligned}$$

and similar estimates hold with A_1 replaced by A_2 . We use these above to obtain

$$\begin{aligned}
\|\Delta_h^k S_1\|_{L^\tau(T_h^{\star})}^\tau &\leq \|\Delta_h^k S_2\|_{L^\tau(T_h^{\star\star})}^\tau + ct^{1+\tau(k-1)} d(A_1)^{1-\tau(k-1)-2\tau/p} \|S_1 - S_2\|_{L^p(A_1)}^\tau \\
&\quad + ct^{1+\tau(k-1)} d(A_2)^{1-\tau(k-1)-2\tau/p} \|S_1 - S_2\|_{L^p(A_2)}^\tau.
\end{aligned}$$

It is an important observation that no part of $\|\Delta_h^k S_2\|_{L^\tau(T_h^{\star\star})}^\tau$ has been used for estimation of quantities $\|\Delta_h^k S_1\|_{L^\tau(\cdot)}^\tau$ from previous cases.

Putting all of the above estimates together we arrive at

$$(4.40) \quad \|\Delta_h^k S_1\|_{L^\tau(T_h)}^\tau \leq \|\Delta_h^k S_2\|_{L^\tau(T_h)}^\tau + Y_1 + Y_2 + Y_3 + Y_4,$$

where

$$Y_1 := \sum_{A \in \mathcal{A}_T^t} ct^2 d(A)^{\tau s-2} \|S_1 - S_2\|_{L^p(A)}^\tau + \sum_{A \in \mathfrak{A}_T^t} cd(A)^{\tau s} \|S_1 - S_2\|_{L^p(A)}^\tau,$$

$$Y_2 := ct^{1+\tau(k-1)}d(A_1)^{1-\tau(k-1)-2\tau/p}\|S_1 - S_2\|_{L^p(A_1)}^\tau \\ + ct^{1+\tau(k-1)}d(A_2)^{1-\tau(k-1)-2\tau/p}\|S_1 - S_2\|_{L^p(A_2)}^\tau,$$

$$Y_3 := \sum_{T' \in \mathcal{T}_T^t} ct^{1+\tau s/2}d(T')^{\tau s/2-1}\|S_1 - S_2\|_{L^p(T')}^\tau \\ + \sum_{T' \in \mathcal{T}_T^t} cd(T')^{\tau s}\|S_1 - S_2\|_{L^p(T')}^\tau + ct^{1+\tau s/2}d(T)^{\tau s/2-1}\|S_1 - S_2\|_{L^p(T)}^\tau,$$

and

$$Y_4 := ct^{1+\tau(k-1)}\delta_1(T)^{1-\tau(k-1)-2\tau/p}\|S_1 - S_2\|_{L^p(T)}^\tau, \quad \text{if } \delta_1(T) > 2kt/\tilde{c},$$

otherwise $Y_4 := 0$.

Remark 4.12. In all cases we considered above but *Case 1 (e)* we used the simple inequality $|\Delta_h^k S_1(x)| \leq |\Delta_h^k S_2(x)| + |\Delta_h^k (S_1 - S_2)(x)|$ to estimate $\|\Delta_h^k S_1\|_{L^\tau(G)}^\tau$ for various sets G and this works because these sets are of relatively small measure. As Example 3.2 shows this approach in principle cannot be used in *Case 1 (e)* and this is the main difficulty in this proof. The gist of our approach in going around is to estimate $|\Delta_h^k S_1(x)|$ by using $|\Delta_h^k S_2(x+b)|$ with some shift b , where $|\Delta_h^k S_2(x+b)|$ is not used to estimate other terms $|\Delta_h^k S_1(x')|$ (there is a one-to-one correspondence between these quantities).

Case 2. Let Ω_h^* be the set of all $x \in \Omega$ such that $[x, x+kh] \subset \Omega$, $[x, x+kh] \cap A \neq \emptyset$ for some $A \in \mathcal{A}$ with $d(A) > 2kt/\tilde{c}$, and $[x, x+kh] \cap T = \emptyset$ for all $T \in \mathcal{T}$ with $d(T) \geq 2kt/\tilde{c}$.

Denote by \mathcal{V}_A the set of all vertices on ∂A and set $B_v := B(v, 4kt/\tilde{c})$, $v \in \mathcal{V}_A$.

We next indicate how we estimate $|\Delta_h^k S_1(x)|$ in different cases.

Case 2 (a). If $[x, x+kh] \subset A$, then $\Delta_h^k S_1(x) = \Delta_h^k S_2(x) = 0$ and no estimate is needed.

Case 2 (b). If $[x, x+kh] \subset \cup_{v \in \mathcal{V}_A} B(v, 2kt/\tilde{c})$, we estimate $|\Delta_h^k S_1(x)|$ trivially:

$$|\Delta_h^k S_1(x)| \leq |\Delta_h^k S_2(x)| + 2^k \sum_{\ell=0}^k |S_1(x+\ell h) - S_2(x+\ell h)|.$$

Case 2 (c). Let $[x, x+kh]$ intersects the edge $E =: [w_1, w_2]$ from ∂A , that is shared with $A' \in \mathcal{A}$ and $[x, x+kh] \not\subset \cup_{v \in \mathcal{V}_A} B_v$. Let $y := E \cap [x, x+kh]$. Evidently, $|y - w_j| > kt/\tilde{c}$, $j = 1, 2$, and in light of Lemma 4.11 we have $[x, x+kh] \subset B(y, kt) \subset A \cup A'$. In this case we use the inequality

$$|\Delta_h^k S_1(x)| \leq |\Delta_h^k S_2(x)| + |\Delta_h^k (S_1 - S_2)(x)| \\ \leq |\Delta_h^k S_2(x)| + ct^{k-1} \|D_\nu^{k-1}(S_1 - S_2)\|_{L^\infty([x, x+kh])},$$

which follows by (4.33).

The case when $[x, x+kh]$ intersects an edge from ∂A that is shared with some $T \in \mathcal{T}$ is covered in Case 1 above.

We proceed further similarly as in Case 1 and in the proof of Theorem 4.5 to obtain

$$(4.41) \quad \|\Delta_h^k S_1\|_{L^\tau(\Omega_t^*)}^\tau \leq \|\Delta_h^k S_2\|_{L^\tau(\Omega_t^*)}^\tau + Y_1 + Y_2,$$

where

$$Y_1 := \sum_{A \in \mathcal{A}: d(A) \geq 2kt/\tilde{c}} t^{1+\tau(k-1)} cd(A)^{1-\tau(k-1)-2\tau/p} \|S_1 - S_2\|_{L^p(A)}^\tau \\ + \sum_{A \in \mathcal{A}: d(A) \geq 2kt/\tilde{c}} ct^2 d(A)^{\tau s-2} \|S_1 - S_2\|_{L^p(A)}^\tau$$

and

$$Y_2 := \sum_{A \in \mathcal{A}: d(A) \leq 2kt/\tilde{c}} cd(A)^{\tau s} \|S_1 - S_2\|_{L^p(A)}^\tau \\ + \sum_{T \in \mathcal{T}: d(T) \leq 2kt/\tilde{c}} cd(T)^{\tau s} \|S_1 - S_2\|_{L^p(T)}^\tau.$$

Case 3. Let Ω_h^{**} be the set of all $x \in \Omega$ such that

$$[x, x + kh] \subset \cup \{A \in \mathcal{A} : d(A) \leq 2kt/\tilde{c}\} \cup \{T \in \mathcal{T} : d(T) \leq 2kt/\tilde{c}\}.$$

In this case we estimate $|\Delta_h^k S_1(x)|$ trivially just as in (4.34). We obtain

$$\|\Delta_h^k S_1\|_{L^\tau(\Omega_h^{**})}^\tau \leq \|\Delta_h^k S_2\|_{L^\tau(\Omega_h^{**})}^\tau + \sum_{A \in \mathcal{A}: d(A) \leq 2kt/\tilde{c}} c \|S_1 - S_2\|_{L^\tau(A)}^\tau \\ + \sum_{T \in \mathcal{T}: d(T) \leq 2kt/\tilde{c}} c \|S_1 - S_2\|_{L^\tau(T)}^\tau \\ \leq \|\Delta_h^k S_2\|_{L^\tau(\Omega_h^{**})}^\tau + \sum_{A \in \mathcal{A}: d(A) \leq 2kt/\tilde{c}} cd(A)^{\tau s} \|S_1 - S_2\|_{L^p(A)}^\tau \\ + \sum_{T \in \mathcal{T}: d(T) \leq 2kt/\tilde{c}} cd(T)^{\tau s} \|S_1 - S_2\|_{L^p(T)}^\tau.$$

Just as in the proof of Theorem 3.3 it is important to note that in the above estimates only finitely many norms may overlap at a time. From above, (4.40), and (4.41) we obtain

$$\omega_k(S_1, t)_\tau^\tau \leq \omega_k(S_2, t)_\tau^\tau + \mathbb{A}_t + \mathbb{T}_t,$$

where

$$\mathbb{A}_t := \sum_{A \in \mathcal{A}: d(A) > 2kt/\tilde{c}} t^{1+\tau(k-1)} cd(A)^{1-\tau(k-1)-2\tau/p} \|S_1 - S_2\|_{L^p(A)}^\tau \\ + \sum_{A \in \mathcal{A}: d(A) > 2kt/\tilde{c}} ct^2 d(A)^{\tau s-2} \|S_1 - S_2\|_{L^p(A)}^\tau \\ + \sum_{A \in \mathcal{A}: d(A) \leq 2kt/\tilde{c}} cd(A)^{\tau s} \|S_1 - S_2\|_{L^p(A)}^\tau.$$

and

$$\begin{aligned}\mathbb{T}_t := & \sum_{T \in \mathcal{T}: \delta_1(T) > 2kt/\bar{c}} ct^{1+\tau(k-1)} \delta_1(T)^{1-\tau(k-1)-2\tau/p} \|S_1 - S_2\|_{L^p(T)}^\tau \\ & + \sum_{T \in \mathcal{T}: \delta_2(T) > 2kt/\bar{c}} ct^{1+\tau(k-1)} \delta_2(T)^{1-\tau(k-1)-2\tau/p} \|S_1 - S_2\|_{L^p(T)}^\tau \\ & + \sum_{T \in \mathcal{T}: d(T) > 2kt/\bar{c}} ct^{1+\tau s/2} d(T)^{\tau s/2-1} \|S_1 - S_2\|_{L^p(T)}^\tau \\ & + \sum_{T \in \mathcal{T}: d(T) \leq 2kt/\bar{c}} cd(T)^{\tau s} \|S_1 - S_2\|_{L^p(T)}^\tau.\end{aligned}$$

We insert this estimate in (2.1) and interchange the order of integration and summation to obtain

$$|S_1|_{B_\tau^{s,k}}^\tau \leq |S_2|_{B_\tau^{s,k}}^\tau + Z_1 + Z_2,$$

where

$$\begin{aligned}Z_1 := & c \sum_{A \in \mathcal{A}} d(A)^{1-\tau(k-1)-2\tau/p} \|S_1 - S_2\|_{L^p(A)}^\tau \int_0^{\bar{c}d(A)/2k} t^{-\tau s + \tau(k-1)} dt \\ & + c \sum_{A \in \mathcal{A}} d(A)^{\tau s-2} \|S_1 - S_2\|_{L^p(A)}^\tau \int_0^{\bar{c}d(A)/2k} t^{-\tau s+1} dt \\ & + c \sum_{A \in \mathcal{A}} d(A)^{\tau s} \|S_1 - S_2\|_{L^p(A)}^\tau \int_{\bar{c}d(A)/2k}^\infty t^{-\tau s-1} dt\end{aligned}$$

and

$$\begin{aligned}Z_2 := & c \sum_{T \in \mathcal{T}} \delta_1(T)^{1-\tau(k-1)-2\tau/p} \|S_1 - S_2\|_{L^p(T)}^\tau \int_0^{\bar{c}\delta_1(T)/2k} t^{-\tau s + \tau(k-1)} dt \\ & + c \sum_{T \in \mathcal{T}} \delta_2(T)^{1-\tau(k-1)-2\tau/p} \|S_1 - S_2\|_{L^p(T)}^\tau \int_0^{\bar{c}\delta_2(T)/2k} t^{-\tau s + \tau(k-1)} dt \\ & + c \sum_{T \in \mathcal{T}} d(T)^{\tau s/2-1} \|S_1 - S_2\|_{L^p(T)}^\tau \int_0^{\bar{c}d(T)/2k} t^{-\tau s/2} dt \\ & + c \sum_{T \in \mathcal{T}} d(T)^{\tau s} \|S_1 - S_2\|_{L^p(T)}^\tau \int_{\bar{c}d(T)/2k}^\infty t^{-\tau s-1} dt.\end{aligned}$$

Observe that $-\tau s + \tau(k-1) > -1$ is equivalent to $s/2 < k-1+1/p$ which holds true by the hypothesis, and $-\tau s/2 > -1$ is equivalent to $s < 2/\tau = s+2/p$ which is obvious. Therefore, all integrals above are convergent and taking into account that $2-2\tau/p-\tau s = 2\tau(1/\tau-1/p-s/2) = 0$ we obtain

$$\begin{aligned}|S_1|_{B_\tau^{s,k}}^\tau & \leq |S_2|_{B_\tau^{s,k}}^\tau + c \sum_{A \in \mathcal{A} \cup \mathcal{T}} \|S_1 - S_2\|_{L^p(A)}^\tau \\ & \leq |S_2|_{B_\tau^{s,k}}^\tau + cn^{\tau(1/\tau-1/p)} \left(\sum_{A \in \mathcal{A} \cup \mathcal{T}} \|S_1 - S_2\|_{L^p(A)}^\tau \right)^{\tau/p} \\ & = |S_2|_{B_\tau^{s,k}}^\tau + cn^{\tau s/2} \|S\|_{L^p(\Omega)}^\tau,\end{aligned}$$

where we used Hölder's inequality. This completes the proof of Theorem 4.2. \square

Acknowledgment. We would like to give credit to Peter Petrov (Sofia University) with whom the second author discussed the theme of this article some years ago.

REFERENCES

- [1] A. Cohen, R. DeVore, P. Petrushev, H. Xu, Nonlinear approximation and the space $BV(\mathbb{R}^2)$, Amer. J. Math. 121 (1999), no. 3, 587-628.
- [2] O. Davydov, P. Petrushev, Nonlinear approximation from differentiable piecewise polynomials, SIAM J. Math. Anal. 35 (2003), no. 3, 708-758.
- [3] R. DeVore, G.G. Lorentz, Constructive Approximation, Springer Grundlehren Vol. 303, Heidelberg, 1993.
- [4] B. Karaivanov, P. Petrushev, Nonlinear piecewise polynomial approximation beyond Besov spaces, Appl. Comput. Harmon. Anal. 15 (2003), no. 3, 177-223.
- [5] P. Petrushev, Direct and converse theorems for spline and rational approximation and Besov spaces, Function spaces and applications (Lund, 1986), Lecture Notes in Math. 1302, Springer, Berlin, 1988, pp. 363-377.
- [6] P. Petrushev, V. Popov, Rational approximation of real functions, Cambridge University Press, 1987.

DEPARTMENT OF MATHEMATICS, KARLSTAD UNIVERSITY, 651 88 KARLSTAD, SWEDEN

E-mail address: martin.lind@kau.se

DEPARTMENT OF MATHEMATICS, UNIVERSITY OF SOUTH CAROLINA, COLUMBIA, SC 29208

E-mail address: pencho@math.sc.edu