

Lepton polarization asymmetries for FCNC decays of the Λ_b baryon

L. Mott

Department of Physics, Florida State University, Tallahassee, FL 32306
Department of Physics, Florida A & M University, Tallahassee, FL 32307

W. Roberts

Department of Physics, Florida State University, Tallahassee, FL 32306

Branching ratios, lepton forward-backward asymmetries, and lepton polarization asymmetries for the flavor-changing neutral current (FCNC) dileptonic decays of the Λ_b baryon to the ground state and a number of excited state Λ baryons are calculated using form factors extracted using wave functions from a constituent quark model. The SM branching ratios for the transition to the ground state calculated using these quark model form factors are consistent with the recent measurement reported by the LHCb collaboration. It is shown that the lepton polarization asymmetries are largely insensitive to the transition form factors and, therefore, to the effects of QCD in the nonperturbative regime. These observables can therefore provide somewhat model independent ways of extracting various combinations of the Wilson coefficients.

PACS numbers: 13.30.Ce, 14.20.Mr, 12.39.Jh, 12.39.Pn

Keywords: quark model, form factors, semileptonic decay, FCNC, lepton asymmetries

I. INTRODUCTION

Flavor-changing neutral current (FCNC) processes involving heavy hadrons are of significant interest. These Glashow-Iliopoulos-Maiani (GIM) suppressed decays are important sources of information about the loop structure of the Standard Model (SM) and are useful for constraining new physics beyond the standard model (SM). The main problem one has in investigating processes involving these transitions is in the evaluation of the hadronic matrix elements of the weak currents. These hadronic matrix elements are usually written in terms of several unknown form factors that parametrize the uncalculable nonperturbative QCD dynamics. Heavy quark effective theory (HQET) [1], quark models [2, 3], QCD sum rules (QCDSR) [4], lattice QCD (LQCD) [5], etc., have been employed in the approximation or modeling of these form factors.

When investigating the FCNC decays of heavy hadrons, several experimentally measurable quantities contain valuable information about the Wilson coefficients that enter into the effective Hamiltonian that describes these decays. Among these are observables involving the final state leptons. These lepton asymmetries are important because, being defined as ratios of decay rates, they are expected to be less sensitive to the nonperturbative QCD dynamics. Thus, they should offer somewhat model independent ways of determining the values of the Wilson coefficients, which is crucial to the determination of any new physics.

Theoretical investigations into FCNC processes involving B mesons have been carried out extensively [6–51]. Relativistic quark models [20], perturbative QCD (pQCD) [40], light-cone sum rules (LCSR) [14, 28, 34, 45], along with other techniques, have been employed to estimate hadronic matrix elements and model the necessary form factors. These form factors have been used to calculate observables for both radiative and dileptonic decays both within the SM and for various beyond-the-SM scenarios, such as supersymmetric (SUSY) models [28, 33, 41], models with universal extra dimensions (UEDs) [51], and other new physics (NP) scenarios [43, 45].

Similarly, there have been theoretical efforts to estimate these matrix elements for FCNC processes involving Λ_b baryons [52–65]. The majority of what has been put forth involves employing HQET to reduce the number of independent form factors to two universal form factors, valid for all currents, and then a model of some kind is used to extract these two form factors. LCSR [53–55, 63, 64], QCDSR [56–59, 62], multipole model parametrizations (PM) [56, 58, 60], pQCD [61], bag models [59], and LQCD [65] have all been employed to calculate form factors for transitions to ground state Λ s.

In a previous work [52], a nonrelativistic constituent quark model was employed in calculating the transition form factors for $\Lambda_b \rightarrow \Lambda^{(*)}$. Two approximation schemes were used to compute the form factors. The first method involved the use of single component wave functions obtained from a variational diagonalization of a quark model Hamiltonian. To compute the matrix elements, the quark operators were reduced to their Pauli form with the form factors being extracted analytically. Form factors obtained from this approximation are called SCA form factors. This method had been used previously [68, 69] to obtain reasonable estimates of the decay rates for the semileptonic decays $\Lambda_b \rightarrow \Lambda_c \ell \bar{\nu}_\ell$ and $\Lambda_c \rightarrow \Lambda \ell \bar{\nu}_\ell$.

In the second approximation scheme, the full relativistic form of the quark current and the full quark model wave function were kept in a numerical extraction of the form factors. These form factors are called MCN form factors.

Both the SCA and MCN form factors were shown to obey the expectations of leading order HQET. Both sets of form factors were used to compute the differential decay rates, branching ratios (BRs), and lepton forward-backward asymmetries (FBAs) for transitions to ground state Λ and a number of its excited states. The BRs obtained using both sets of form factors with SM Wilson coefficients were found to lie just below the lower limit of the CDF collaboration's measurement of $\Lambda_b \rightarrow \Lambda(1115)\mu^+\mu^-$, while the BRs obtained with SUSY Wilson coefficients were consistent with the CDF observation.

In this paper, we examine the weak baryonic FCNC process $\Lambda_b \rightarrow \Lambda^{(*)}\ell^+\ell^-$ ($\ell = \mu, \tau$). We will reexamine the BRs and FBAs of our previous work [52] with updated MCN form factors. We will also examine the longitudinal, transverse, and normal components of the lepton polarization asymmetries (LPAs). It has been shown that for B meson decays that the LPAs are largely independent of the form factors in certain limits [6, 11, 12, 14–17]. We explore whether LPAs for the decays of the Λ_b are also independent of the form factors in any kinematic regimes.

The rest of this paper is organized as follows: in Section II, we present the decay amplitude, as well as expressions for the decay rates, and forward-backward asymmetries. Additionally, we present the form of the lepton polarization asymmetries in this section. In Section III, we present the relationships among the form factors expected from HQET, as well as the HQET forms for the BRs, FBAs and LPAs. Numerical results for the form factors, branching ratios, lepton forward-backward asymmetries, and lepton polarization asymmetries are presented in Section IV. We present our conclusions and outlook in Section V. Some details of the calculation are shown in the Appendices.

II. DECAY RATES AND LEPTON ASYMMETRIES

A. Decay Amplitude

The amplitude for the dileptonic decay of the Λ_b baryon is

$$i\mathcal{M}(\Lambda_b \rightarrow \Lambda\ell^+\ell^-) = \frac{G_F}{\sqrt{2}} \frac{\alpha_{em}}{2\pi} V_{tb}V_{ts}^* (H_1^\mu L_\mu^{(V)} + H_2^\mu L_\mu^{(A)}), \quad (1)$$

where, for transitions to states with $J = 1/2$,

$$H_1^\mu = \bar{u}(p_\Lambda, s_\Lambda) \left[\gamma^\mu (A_1 + B_1\gamma_5) + v^\mu (A_2 + B_2\gamma_5) + v'^\mu (A_3 + B_3\gamma_5) \right] u(p_{\Lambda_b}, s_{\Lambda_b}), \quad (2)$$

$$H_2^\mu = \bar{u}(p_\Lambda, s_\Lambda) \left[\gamma^\mu (D_1 + E_1\gamma_5) + v^\mu (D_2 + E_2\gamma_5) + v'^\mu (D_3 + E_3\gamma_5) \right] u(p_{\Lambda_b}, s_{\Lambda_b}). \quad (3)$$

For transitions to states with $J = 3/2$,

$$H_1^\mu = \bar{u}_\alpha(p_\Lambda, s_\Lambda) \left[v^\alpha \left(\gamma^\mu (A_1 + B_1\gamma_5) + v^\mu (A_2 + B_2\gamma_5) + v'^\mu (A_3 + B_3\gamma_5) \right) + g^{\alpha\mu} (A_4 + B_4\gamma_5) \right] u(p_{\Lambda_b}, s_{\Lambda_b}), \quad (4)$$

$$H_2^\mu = \bar{u}_\alpha(p_\Lambda, s_\Lambda) \left[v^\alpha \left(\gamma^\mu (D_1 + E_1\gamma_5) + v^\mu (D_2 + E_2\gamma_5) + v'^\mu (D_3 + E_3\gamma_5) \right) + g^{\alpha\mu} (D_4 + E_4\gamma_5) \right] u(p_{\Lambda_b}, s_{\Lambda_b}), \quad (5)$$

while for those with $J = 5/2$,

$$H_1^\mu = \bar{u}_{\alpha\beta}(p_\Lambda, s_\Lambda) v^\alpha \left[v^\beta \left(\gamma^\mu (A_1 + B_1\gamma_5) + v^\mu (A_2 + B_2\gamma_5) + v'^\mu (A_3 + B_3\gamma_5) \right) + g^{\beta\mu} (A_4 + B_4\gamma_5) \right] u(p_{\Lambda_b}, s_{\Lambda_b}), \quad (6)$$

$$H_2^\mu = \bar{u}_{\alpha\beta}(p_\Lambda, s_\Lambda) v^\alpha \left[v^\beta \left(\gamma^\mu (D_1 + E_1\gamma_5) + v^\mu (D_2 + E_2\gamma_5) + v'^\mu (D_3 + E_3\gamma_5) \right) + g^{\beta\mu} (D_4 + E_4\gamma_5) \right] u(p_{\Lambda_b}, s_{\Lambda_b}). \quad (7)$$

For transitions to states with natural parity spinors,

$$\begin{aligned} A_i &= -\frac{2m_b}{q^2}C_7F_i^T + C_9F_i, \\ B_i &= -\frac{2m_b}{q^2}C_7G_i^T - C_9G_i, \\ D_i &= C_{10}F_i, \quad E_i = -C_{10}G_i, \end{aligned} \quad (8)$$

and for transitions to states with unnatural parity,

$$\begin{aligned} A_i &= -\frac{2m_b}{q^2}C_7G_i^T - C_9G_i, \\ B_i &= -\frac{2m_b}{q^2}C_7F_i^T + C_9F_i, \\ D_i &= -C_{10}G_i, \quad E_i = C_{10}F_i. \end{aligned} \quad (9)$$

The C_i are the Wilson coefficients and the expressions for the $F_i^{(T)}$ and $G_i^{(T)}$ etc., are given in Appendix A.

In our analysis of the dileptonic decays, we include the long distance contributions coming from the charmonium resonances J/ψ , ψ' , ... etc. To include these resonant contributions, we replace the Wilson coefficient C_9 in Eq. A2 with the effective coefficient

$$C_9^{eff} = C_9 + Y_{SD}(z, s') + Y_{LD}(s'), \quad (10)$$

where $z = m_c/m_b$ and $s' = q^2/m_b^2$. Y_{SD} contains the short distance (SD) contributions from the four-quark operators far from the charmonium resonance regions and Y_{LD} are the long distance (LD) contributions from the four-quark operators near the resonances. The SD term can be calculated reliably in the perturbative theory; the same cannot be done for the LD contributions. The LD contributions are usually parametrized using a Breit-Wigner formalism by making use of vector meson dominance (VMD) and the factorization approximation (FA). The explicit expressions for Y_{SD} and Y_{LD} are [6, 53, 54, 56–58]

$$\begin{aligned} Y_{SD}(z, s') &= (3C_1 + C_2 + 3C_3 + C_4 + 3C_5 + C_6)h(z, s') - \\ &\quad \frac{1}{2}(4C_3 + 4C_4 + 3C_5 + C_6)h(1, s') - \frac{1}{2}(C_3 + 3C_4)h(0, s') + \\ &\quad \frac{2}{9}(3C_3 + C_4 + 3C_5 + C_6), \end{aligned} \quad (11)$$

$$\begin{aligned} Y_{LD}(s') &= \frac{3\pi}{\alpha_{em}^2}(3C_1 + C_2 + 3C_3 + C_4 + 3C_5 + C_6) \\ &\quad \times \sum_{j=J/\psi, \psi', \dots} \kappa_j \frac{m_j \Gamma(j \rightarrow \ell^+ \ell^-)}{q^2 - m_j^2 + im_j \Gamma_j}, \end{aligned} \quad (12)$$

where κ_j are phenomenological parameters introduced to compensate for VMD and FA, m_j , Γ_j , and $\Gamma(j \rightarrow \ell^+ \ell^-)$ are the masses, total widths, and partial widths of the resonances, respectively, and

$$\begin{aligned} h(z, s') &= -\frac{8}{9} \ln z + \frac{8}{27} + \frac{16z^2}{9s'} - \frac{2}{9} \left(2 + \frac{4z^2}{s'} \right) \left| 1 - \frac{4z^2}{s'} \right|^{1/2} \\ &\quad \times \left\{ \Theta \left(1 - \frac{4z^2}{s'} \right) \left[\ln \left(\frac{1 + \sqrt{1 - \frac{4z^2}{s'}}}{1 - \sqrt{1 - \frac{4z^2}{s'}}} \right) - i\pi \right] + 2\Theta \left(\frac{4z^2}{s'} - 1 \right) \right. \\ &\quad \left. \times \arctan \left(\frac{1}{\sqrt{\frac{4z^2}{s'} - 1}} \right) \right\}, \\ h(0, s') &= \frac{8}{27} - \frac{4}{9} \ln s' + \frac{4}{9} i\pi. \end{aligned} \quad (13)$$

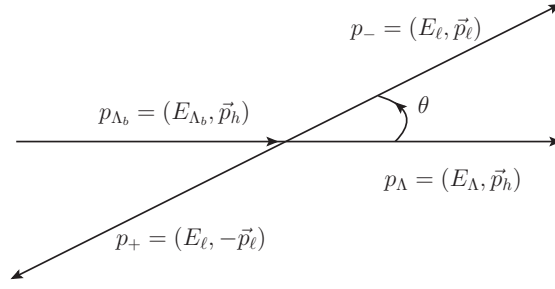


FIG. 1: Kinematics of the dilepton rest frame.

B. Decays Rates and Forward-Backward Asymmetries

The decay rate is

$$d\Gamma = \frac{1}{2m_{\Lambda_b}} \left(\prod_f \frac{d^3 p_f}{(2\pi)^3} \frac{1}{2E_f} \right) (2\pi)^4 \delta^{(4)} \left(p_{\Lambda_b} - \sum_f p_f \right) |\overline{\mathcal{M}}|^2. \quad (14)$$

For unpolarized baryons, $|\overline{\mathcal{M}}|^2$ is the squared amplitude averaged over the initial polarization and summed over the final polarizations,

$$|\overline{\mathcal{M}}|^2 = \frac{G_F^2 \alpha_{em}^2}{2^4 \pi^2} |V_{tb} V_{ts}^*|^2 (H_a^{\mu\nu} L_{a\mu\nu} + H_b^{\mu\nu} L_{b\mu\nu} + H_c^{\mu\nu} L_{c\mu\nu} + H_d^{\mu\nu} L_{d\mu\nu}). \quad (15)$$

For unpolarized leptons, the leptonic tensors $L_{f\mu\nu}$ are

$$L_{a\mu\nu} = \sum_{spin} L_\mu^{(V)\dagger} L_\nu^{(V)} = 4 [p_{+\mu} p_{-\nu} + p_{+\nu} p_{-\mu} - (p_- \cdot p_+ + m_\ell^2) g_{\mu\nu}], \quad (16)$$

$$L_{b\mu\nu} = \sum_{spin} L_\mu^{(A)\dagger} L_\nu^{(A)} = 4 [p_{+\mu} p_{-\nu} + p_{+\nu} p_{-\mu} - (p_- \cdot p_+ - m_\ell^2) g_{\mu\nu}], \quad (17)$$

$$L_{c\mu\nu} = \sum_{spin} L_\mu^{(V)\dagger} L_\nu^{(A)} = 4i\varepsilon_{\mu\nu\alpha\beta} p_-^\alpha p_+^\beta, \quad (18)$$

$$L_{d\mu\nu} = \sum_{spin} L_\mu^{(A)\dagger} L_\nu^{(V)} = 4i\varepsilon_{\mu\nu\alpha\beta} p_-^\alpha p_+^\beta. \quad (19)$$

The hadronic tensors $H_f^{\mu\nu}$ are

$$H_a^{\mu\nu} = \sum_{pol} H_1^{\mu\dagger} H_1^\nu, \quad H_b^{\mu\nu} = \sum_{pol} H_2^{\mu\dagger} H_2^\nu, \quad (20)$$

$$H_c^{\mu\nu} = \sum_{pol} H_1^{\mu\dagger} H_2^\nu, \quad H_d^{\mu\nu} = \sum_{pol} H_2^{\mu\dagger} H_1^\nu. \quad (21)$$

The most general Lorentz structure for each of these hadronic tensors is

$$H_f^{\mu\nu} = -\alpha^f g^{\mu\nu} + \beta_{++}^f Q^\mu Q^\nu + \beta_{+-}^f Q^\mu q^\nu + \beta_{-+}^f q^\mu Q^\nu + \beta_{--}^f q^\mu q^\nu + i\gamma^f \varepsilon^{\mu\nu\alpha\beta} Q_\alpha q_\beta, \quad (22)$$

where $Q = p_{\Lambda_b} + p_\Lambda$ is the total baryon 4-momentum and $q = p_{\Lambda_b} - p_\Lambda$ is the 4-momentum transfer.

We carry out our calculations in the dilepton rest frame (see Fig. 1). In this frame

$$E_{\Lambda_b} = \frac{m_{\Lambda_b}}{2\sqrt{\hat{s}}}(1 - r + \hat{s}), \quad E_\Lambda = \frac{m_{\Lambda_b}}{2\sqrt{\hat{s}}}(1 - r - \hat{s}),$$

$$p_h = \frac{m_{\Lambda_b}}{2} \sqrt{\frac{\phi(\hat{s})}{\hat{s}}}, \quad E_\ell = \frac{m_{\Lambda_b}}{2} \sqrt{\hat{s}}, \quad p_\ell = \frac{m_{\Lambda_b}}{2} \sqrt{\hat{s}\psi(\hat{s})},$$

where p_h is the magnitude of the 3-momentum of either baryon in this frame. In addition, we have defined

$$\begin{aligned}\hat{s} &\equiv q^2/m_{\Lambda_b}^2, \quad r \equiv m_\Lambda^2/m_{\Lambda_b}^2, \quad \hat{m}_\ell \equiv m_\ell/m_{\Lambda_b}, \\ \phi(\hat{s}) &= (1-r)^2 - 2(1+r)\hat{s} + \hat{s}^2, \quad \psi(\hat{s}) = 1 - 4\hat{m}_\ell^2/\hat{s}.\end{aligned}$$

Performing the contractions, the differential decay rate becomes

$$\frac{d^2\Gamma}{d\hat{s}d\hat{z}} = \frac{m_{\Lambda_b} G_F^2 \alpha_{em}^2}{2^{13} \pi^5} |V_{tb} V_{ts}^*|^2 \sqrt{\phi(\hat{s})\psi(\hat{s})} \mathcal{F}_0(\hat{s}, \hat{z}), \quad (23)$$

where $\hat{z} = \cos\theta$. In these decays, $4\hat{m}_\ell^2 \leq \hat{s} \leq (1 - \sqrt{r})^2$ and $-1 \leq \hat{z} \leq 1$. The normalized rate $\mathcal{F}_0(\hat{s}, \hat{z})$ has the form

$$\mathcal{F}_0(\hat{s}, \hat{z}) = \mathcal{I}_0(\hat{s}) + \hat{z} \mathcal{I}_1(\hat{s}) + \hat{z}^2 \mathcal{I}_2(\hat{s}), \quad (24)$$

where

$$\mathcal{I}_0(\hat{s}) = \alpha^a A_\alpha + \beta_{++}^a A_{++} + \alpha^b B_\alpha + \beta_{++}^b B_{++} + \beta_{+-}^b B_{+-} + \beta_{-+}^b B_{-+} + \beta_{--}^b B_{--}, \quad (25)$$

and

$$\begin{aligned}A_\alpha &= 4m_{\Lambda_b}^2 (2\hat{m}_\ell^2 + \hat{s}), \quad A_{++} = 2m_{\Lambda_b}^4 \phi(\hat{s}), \\ B_\alpha &= 4m_{\Lambda_b}^2 (\hat{s} - 6\hat{m}_\ell^2), \quad B_{++} = 2m_{\Lambda_b}^4 (\phi(\hat{s}) + 4\hat{m}_\ell^2 (2(1+r) - \hat{s})), \\ B_{+-} &= B_{-+} = 8m_{\Lambda_b}^4 \hat{m}_\ell^2 (1-r), \quad B_{--} = 8m_{\Lambda_b}^4 \hat{m}_\ell^2 \hat{s}.\end{aligned} \quad (26)$$

The terms proportional to \hat{z} and \hat{z}^2 are

$$\mathcal{I}_1(\hat{s}) = 4m_{\Lambda_b}^4 \hat{s} \sqrt{\phi(\hat{s})\psi(\hat{s})} (\gamma^c + \gamma^d), \quad (27)$$

$$\mathcal{I}_2(\hat{s}) = -2m_{\Lambda_b}^4 \phi(\hat{s})\psi(\hat{s}) (\beta_{++}^a + \beta_{++}^b), \quad (28)$$

respectively. Integrating over \hat{z} in Eq. 23 yields

$$\frac{d\Gamma}{d\hat{s}} = \frac{m_{\Lambda_b} G_F^2 \alpha_{em}^2}{2^{12} \pi^5} |V_{tb} V_{ts}^*|^2 \sqrt{\phi(\hat{s})\psi(\hat{s})} \mathcal{R}_0(\hat{s}), \quad (29)$$

where

$$\mathcal{R}_0(\hat{s}) = \mathcal{I}_0(\hat{s}) + \frac{1}{3} \mathcal{I}_2(\hat{s}). \quad (30)$$

The functions \mathcal{I}_0 and \mathcal{I}_2 are given in Eqs. 25 and 28. The explicit forms of the coefficients α , $\beta_{\pm\pm}$, and γ are given in [52].

Another observable of interest is the forward-backward asymmetry (FBA) which is defined as

$$\mathcal{A}_{FB}(\hat{s}) = \frac{1}{d\Gamma/d\hat{s}} \left[\int_0^1 d\hat{z} \frac{d^2\Gamma}{d\hat{s}d\hat{z}} - \int_{-1}^0 d\hat{z} \frac{d^2\Gamma}{d\hat{s}d\hat{z}} \right]. \quad (31)$$

Using Eqs. 23 and 24, we find that

$$\mathcal{A}_{FB}(\hat{s}) = \frac{\mathcal{I}_1(\hat{s})}{2 [\mathcal{I}_0(\hat{s}) + \frac{1}{3} \mathcal{I}_2(\hat{s})]} = \frac{\mathcal{R}_{FB}(\hat{s})}{\mathcal{R}_0(\hat{s})}, \quad (32)$$

where $\mathcal{R}_{FB}(\hat{s}) = \mathcal{I}_1(\hat{s})/2$ and \mathcal{I}_1 is given in Eq. 27.

C. Polarized Leptons

Polarization observables such as lepton polarization asymmetries (LPAs) are also sensitive to physics beyond the Standard Model and like FBAs may be less sensitive to the model used to extract the form factors. The spin four-vectors for the leptons are given as

$$S^\pm = \left(\frac{\vec{p}_\pm \cdot \vec{\xi}^\pm}{m_\ell}, \vec{\xi}^\pm + \frac{\vec{p}_\pm \cdot \vec{\xi}^\pm}{m_\ell(E_\ell + m_\ell)} \vec{p}_\pm \right), \quad (33)$$

where ξ^\pm are the leptons' spins in their rest frames. The unit vectors along the longitudinal, transverse and normal components of polarization are defined to be

$$\hat{e}_L^\pm = \frac{\vec{p}_\pm}{|\vec{p}_\pm|}, \quad \hat{e}_T^\pm = \frac{\vec{p}_\Lambda \times \vec{p}_\pm}{|\vec{p}_\Lambda \times \vec{p}_\pm|}, \quad \hat{e}_N^\pm = \hat{e}_L^\pm \times \hat{e}_T^\pm. \quad (34)$$

Using the spin projectors $\frac{1}{2}(1 + \gamma_5 \not{S}^\pm)$, the polarization asymmetries can now be calculated.

When a single lepton is polarized, the differential decay rate becomes

$$\frac{d^2\Gamma}{d\hat{s}d\hat{z}} = \frac{m_{\Lambda_b} G_F^2 \alpha_{em}^2}{2^{14} \pi^5} |V_{tb} V_{ts}^*|^2 \sqrt{\phi(\hat{s}) \psi(\hat{s})} \mathcal{F}_1(\hat{s}, \hat{z}), \quad (35)$$

where $\mathcal{F}_1(\hat{s}, \hat{z})$ has the form

$$\mathcal{F}_1(\hat{s}, \hat{z}) = \mathcal{F}_0(\hat{s}, \hat{z}) + \vec{\mathcal{F}}^\pm(\hat{s}, \hat{z}) \cdot \vec{\xi}^\pm. \quad (36)$$

$\mathcal{F}_0(\hat{s}, \hat{z})$ is given in Eq. 24 and

$$\vec{\mathcal{F}}^\pm(\hat{s}, \hat{z}) = \mathcal{F}_L^\pm(\hat{s}, \hat{z}) \hat{e}_L^\pm + \mathcal{F}_T^\pm(\hat{s}, \hat{z}) \hat{e}_T^\pm + \mathcal{F}_N^\pm(\hat{s}, \hat{z}) \hat{e}_N^\pm, \quad (37)$$

with

$$\mathcal{F}_i^\pm(\hat{s}, \hat{z}) = \mathcal{J}_{0i}^\pm(\hat{s}) + \sqrt{1 - \hat{z}^2} \mathcal{J}_{0i}'^\pm(\hat{s}) + \hat{z} \mathcal{J}_{1i}^\pm(\hat{s}) + \hat{z} \sqrt{1 - \hat{z}^2} \mathcal{J}_{1i}'^\pm(\hat{s}) + \hat{z}^2 \mathcal{J}_{2i}^\pm(\hat{s}). \quad (38)$$

Integrating Eq. 35 over $d\hat{z}$, we find that the polarized rate is related to the unpolarized rate by

$$\frac{d\Gamma(\vec{\xi}^\pm)}{d\hat{s}} = \frac{1}{2} \left(\frac{d\Gamma}{d\hat{s}} \right)_0 \left(1 + \vec{\mathcal{P}}^\pm \cdot \vec{\xi}^\pm \right), \quad (39)$$

where $(d\Gamma/ds)_0$ is the unpolarized rate given in Eq. 29,

$$\vec{\mathcal{P}}^\pm = \mathcal{P}_L^\pm \hat{e}_L^\pm + \mathcal{P}_T^\pm \hat{e}_T^\pm + \mathcal{P}_N^\pm \hat{e}_N^\pm, \quad (40)$$

and the \mathcal{P}_x are the single lepton polarization asymmetries (SLPAs). The SLPAs can be extracted as

$$\mathcal{P}_x^\pm(\hat{s}) = \frac{d\Gamma(\xi_x^\pm = +1) - d\Gamma(\xi_x^\pm = -1)}{d\Gamma(\xi_x^\pm = +1) + d\Gamma(\xi_x^\pm = -1)}, \quad (41)$$

where $\xi_x^\pm = \hat{e}_x^\pm \cdot \vec{\xi}^\pm$ and $x = L, T, N$ for longitudinal, transverse, and normal components, respectively. From Eq. 39, we find that the SLPAs can be written as

$$\mathcal{P}_x^\pm(\hat{s}) = \frac{\mathcal{R}_x^\pm(\hat{s})}{\mathcal{R}_0(\hat{s})}, \quad (42)$$

with \mathcal{R}_0 given in Eq. 30 and

$$\mathcal{R}_x^\pm(\hat{s}) = \mathcal{J}_{0x}^\pm(\hat{s}) + \frac{\pi}{4} \mathcal{J}_{0x}'^\pm(\hat{s}) + \frac{1}{3} \mathcal{J}_{2x}^\pm(\hat{s}).$$

The nonzero \mathcal{J} -functions for the longitudinal component are

$$\begin{aligned} \mathcal{J}_{0L}^\pm(\hat{s}) &= \alpha^c C_{\alpha L}^\pm + \beta_{++}^c C_{++L}^\pm + \alpha^d D_{\alpha L}^\pm + \beta_{++}^d D_{++L}^\pm, \\ \mathcal{J}_{2L}^\pm(\hat{s}) &= \pm 2m_{\Lambda_b}^4 \phi(\hat{s}) \sqrt{\psi(\hat{s})} (\beta_{++}^c + \beta_{++}^d), \end{aligned} \quad (43)$$

where

$$\begin{aligned} C_{\alpha L}^\pm &= D_{\alpha L}^\pm = \mp 4m_{\Lambda_b}^2 \hat{s} \sqrt{\psi(\hat{s})}, \\ C_{++L}^\pm &= D_{++L}^\pm = \mp 2m_{\Lambda_b}^4 \phi(\hat{s}) \sqrt{\psi(\hat{s})}. \end{aligned} \quad (44)$$

Thus, for the longitudinal component, we have

$$\mathcal{R}_L^\pm(\hat{s}) = \mathcal{J}_{0L}^\pm(\hat{s}) + \frac{1}{3} \mathcal{J}_{2L}^\pm(\hat{s}). \quad (45)$$

From Eqs. 43 and 44, we see that $\mathcal{P}_L^- = -\mathcal{P}_L^+$.

The nonzero \mathcal{J} -functions for the transverse component are

$$\mathcal{J}_{0T}^{\pm}(\hat{s}) = \mp 4i\hat{m}_\ell m_{\Lambda_b}^4 \sqrt{\hat{s}\phi(\hat{s})\psi(\hat{s})}(\beta_{+-}^b - \beta_{-+}^b \mp \gamma^c \pm \gamma^d). \quad (46)$$

It was shown in [52] that

$$\begin{aligned} \beta_{+-}^b &= \sum_{jk} \left[\eta_{jk}^{VV(\beta_{+-})} D_j^* D_k + \eta_{jk}^{AA(\beta_{+-})} E_j^* E_k \right], \\ \beta_{-+}^b &= \sum_{jk} \left[\eta_{jk}^{VV(\beta_{-+})} D_j^* D_k + \eta_{jk}^{AA(\beta_{-+})} E_j^* E_k \right], \end{aligned}$$

where D_j and E_j are given in Eq. A21 for states with natural parity and in Eq. A22 states with unnatural parity. We note that $\eta_{jk}^{VV(\beta_{-+})} = \eta_{kj}^{VV(\beta_{+-})}$ and $\eta_{jk}^{AA(\beta_{-+})} = \eta_{kj}^{AA(\beta_{+-})}$. Since $D_j^* D_k$ and $E_j^* E_k$ are proportional to $|C_{10}|^2$, it follows that $\beta_{-+}^b = \beta_{+-}^b$ and

$$\mathcal{J}_{0T}^{\pm}(\hat{s}) = 4i\hat{m}_\ell m_{\Lambda_b}^4 \sqrt{\hat{s}\phi(\hat{s})\psi(\hat{s})}(\gamma^c - \gamma^d). \quad (47)$$

Thus,

$$\mathcal{R}_T^{\pm}(\hat{s}) = \frac{\pi}{4} \mathcal{J}_{0T}^{\pm}(\hat{s}). \quad (48)$$

From Eq. 47, we see that $\mathcal{P}_T^+ = \mathcal{P}_T^-$.

The nonzero \mathcal{J} -functions for the normal component are

$$\mathcal{J}_{0N}^{\pm}(\hat{s}) = \gamma^a A_{\gamma N}^{\pm} + \beta_{++}^c C_{++N}^{\pm} + \beta_{+-}^c C_{+-N}^{\pm} + \beta_{++}^d D_{++N}^{\pm} + \beta_{-+}^d D_{-+N}^{\pm}, \quad (49)$$

with

$$\begin{aligned} A_{\gamma N}^{\pm} &= \mp 8\hat{m}_\ell m_{\Lambda_b}^4 \sqrt{\hat{s}\phi(\hat{s})}, \\ C_{++N}^{\pm} &= D_{++N}^{\pm} = -4\hat{m}_\ell m_{\Lambda_b}^4 (1-r) \sqrt{\frac{\phi(\hat{s})}{\hat{s}}}, \\ C_{+-N}^{\pm} &= D_{-+N}^{\pm} = -4\hat{m}_\ell m_{\Lambda_b}^4 \sqrt{\hat{s}\phi(\hat{s})}. \end{aligned} \quad (50)$$

Therefore,

$$\mathcal{R}_N^{\pm}(\hat{s}) = \frac{\pi}{4} \mathcal{J}_{0N}^{\pm}(\hat{s}). \quad (51)$$

It should be noted that the longitudinal component of the lepton polarization is a parity odd and CP-even observable just like the FBAs; however, the transverse component is T-odd. The explicit forms of the various α , $\beta_{\pm\pm}$, and γ are given in [52].

III. HEAVY QUARK EFFECTIVE THEORY

It is well known that for heavy-to-light transitions, to leading order in heavy quark effective theory (HQET), only two independent form factors are required to parametrize hadronic matrix elements for baryon transitions. In this section, we present the matrix elements of the hadronic currents in terms of the HQET form factors and give the relationships among these form factors and those of the full theory as presented in Appendix A. We also present the expressions for the normalized rates and lepton asymmetries in the heavy quark limit.

A. Form Factor Relations

1. $J = 1/2$

For transitions to any state with $J^P = 1/2^+$, the hadronic matrix elements for any current operator Γ have the form

$$\langle \Lambda^{(*)}(p_\Lambda) | \bar{s}\Gamma b | \Lambda_b(v) \rangle = \bar{u}(p_\Lambda)(\xi_1^{(0)} + \not{v}\xi_2^{(0)})\Gamma u(v), \quad (52)$$

and for transitions to $J^P = 1/2^-$,

$$\langle \Lambda^{(*)}(p_\Lambda) | \bar{s}\Gamma b | \Lambda_b(v) \rangle = \bar{u}(p_\Lambda)(\zeta_1^{(0)} + \not{p}\zeta_2^{(0)})\gamma_5\Gamma u(v). \quad (53)$$

Here, the ξ_i (ζ_i) are the form factors for transitions to the state with natural (unnatural) parity. Thus, in the limit where the b quark is infinitely heavy, the form factors defined in Appendix A satisfy

$$\begin{aligned} F_3 &= G_3 = H_3 = H_4 = 0, & F_2 &= G_2 = -H_2 = 2\xi_2^{(0)}, \\ F_1 &= \xi_1^{(0)} - \xi_2^{(0)}, & G_1 &= H_1 = \xi_1^{(0)} + \xi_2^{(0)}, \end{aligned} \quad (54)$$

for transitions to $J^P = 1/2^+$, while for transitions to $J^P = 1/2^-$, we have

$$\begin{aligned} F_3 &= G_3 = H_3 = H_4 = 0, & F_2 &= G_2 = H_2 = -2\xi_2^{(0)}, \\ F_1 &= -[\zeta_1^{(0)} + \zeta_2^{(0)}], & G_1 &= -H_1 = -[\zeta_1^{(0)} - \zeta_2^{(0)}]. \end{aligned} \quad (55)$$

2. $J = 3/2$

For transitions to any state with $J^P = 3/2^-$, the hadronic matrix elements have the form

$$\langle \Lambda^{(*)}(p_\Lambda) | \bar{s}\Gamma b | \Lambda_b(v) \rangle = \bar{u}_\alpha(p_\Lambda)v^\alpha(\xi_1^{(1)} + \not{p}\xi_2^{(1)})\Gamma u(v), \quad (56)$$

and for transitions to $J^P = 3/2^+$,

$$\langle \Lambda^{(*)}(p_\Lambda) | \bar{s}\Gamma b | \Lambda_b(v) \rangle = \bar{u}_\alpha(p_\Lambda)v^\alpha(\zeta_1^{(1)} + \not{p}\zeta_2^{(1)})\gamma_5\Gamma u(v). \quad (57)$$

In the heavy quark limit, for transitions to states with $J^P = 3/2^-$, we find that

$$\begin{aligned} F_3 &= G_3 = H_3 = F_4 = G_4 = H_4 = H_5 = H_6 = 0, & F_2 &= G_2 = -H_2 = 2\xi_2^{(1)}, \\ F_1 &= \xi_1^{(1)} - \xi_2^{(1)}, & G_1 &= H_1 = \xi_1^{(1)} + \xi_2^{(1)}, \end{aligned} \quad (58)$$

while for transitions to states with $J^P = 3/2^+$, we get

$$\begin{aligned} F_3 &= G_3 = H_3 = F_4 = G_4 = H_4 = H_5 = H_6 = 0, & F_2 &= G_2 = H_2 = -2\xi_2^{(1)}, \\ F_1 &= -[\zeta_1^{(1)} + \zeta_2^{(1)}], & G_1 &= -H_1 = -[\zeta_1^{(1)} - \zeta_2^{(1)}]. \end{aligned} \quad (59)$$

3. $J = 5/2$

For transitions to any state with $J^P = 5/2^+$, the hadronic matrix elements have the form

$$\langle \Lambda^{(*)}(p_\Lambda) | \bar{s}\Gamma b | \Lambda_b(v) \rangle = \bar{u}_{\alpha\beta}(p_\Lambda)v^\alpha v^\beta(\xi_1^{(2)} + \not{p}\xi_2^{(2)})\Gamma u(v), \quad (60)$$

In the heavy quark limit, we find that

$$\begin{aligned} F_3 &= G_3 = H_3 = F_4 = G_4 = H_4 = H_5 = H_6 = 0, & F_2 &= G_2 = -H_2 = 2\xi_2^{(2)}, \\ F_1 &= \xi_1^{(2)} - \xi_2^{(2)}, & G_1 &= H_1 = \xi_1^{(2)} + \xi_2^{(2)}. \end{aligned} \quad (61)$$

B. Decay Rates and Asymmetries

For convenience, we denote the HQET form factors $\xi_i^{(n)}$ and $\zeta_i^{(n)}$ generically as \aleph_i . In terms of these form factors, the normalized rate (Eq. 30) for transitions to any of the states we consider can be written

$$\mathcal{R}_0(\hat{s}) = (\aleph_1)^2 \rho(\hat{s}, r) \mathcal{D}_0(\hat{s}), \quad (62)$$

where

$$\mathcal{D}_0(\hat{s}) = \mathcal{D}_0^{(0)} + \mathcal{D}_0^{(1)} \frac{\aleph_2}{\aleph_1} + \mathcal{D}_0^{(2)} \left(\frac{\aleph_2}{\aleph_1} \right)^2, \quad (63)$$

and

$$\begin{aligned} \mathcal{D}_0^{(0)}(\hat{s}) &= 64\hat{m}_b m_{\Lambda_b}^4 (1-r-\hat{s}) \left(1 + \frac{2\hat{m}_\ell^2}{\hat{s}} \right) \text{Re}(C_9^* C_7) + \frac{64}{3\hat{s}} \hat{m}_b^2 m_{\Lambda_b}^4 [2\phi(\hat{s}) + 3\hat{s}(1+r-\hat{s})] \left(1 + \frac{2\hat{m}_\ell^2}{\hat{s}} \right) |C_7|^2 \\ &\quad + \frac{16}{3} m_{\Lambda_b}^4 \left[\phi(\hat{s}) \left(1 + \frac{2\hat{m}_\ell^2}{\hat{s}} \right) + 3\hat{s}(1+r-\hat{s}) \right] (|C_9|^2 + |C_{10}|^2) + 32m_{\Lambda_b}^4 \hat{m}_\ell^2 (1+r-\hat{s}) (|C_9|^2 - |C_{10}|^2), \\ \mathcal{D}_0^{(1)}(\hat{s}) &= 128\hat{m}_b m_{\Lambda_b}^4 \sqrt{r}(1-r+\hat{s}) \left(1 + \frac{2\hat{m}_\ell^2}{\hat{s}} \right) \text{Re}(C_9^* C_7) + \frac{256}{3\hat{s}} \hat{m}_b^2 m_{\Lambda_b}^4 \sqrt{r} [\phi(\hat{s}) + 3\hat{s}] \left(1 + \frac{2\hat{m}_\ell^2}{\hat{s}} \right) |C_7|^2 \\ &\quad + \frac{32}{3} m_{\Lambda_b}^4 \sqrt{r} \left[\phi(\hat{s}) \left(1 + \frac{2\hat{m}_\ell^2}{\hat{s}} \right) + 6\hat{s} \right] (|C_9|^2 + |C_{10}|^2) + 128m_{\Lambda_b}^4 \hat{m}_\ell^2 \sqrt{r} (|C_9|^2 - |C_{10}|^2), \\ \mathcal{D}_0^{(2)}(\hat{s}) &= -64\hat{m}_b m_{\Lambda_b}^4 \left[\phi(\hat{s}) - (1-r-\hat{s}) \right] \left(1 + \frac{2\hat{m}_\ell^2}{\hat{s}} \right) \text{Re}(C_9^* C_7) + \frac{64}{3\hat{s}} \hat{m}_b^2 m_{\Lambda_b}^4 \left[2(r-\hat{s})\phi(\hat{s}) + 3\hat{s}(1+r-\hat{s}) \right] \\ &\quad \times \left(1 + \frac{2\hat{m}_\ell^2}{\hat{s}} \right) |C_7|^2 + \frac{16}{3} m_{\Lambda_b}^4 \left[(r-\hat{s})\phi(\hat{s}) \left(1 + \frac{2\hat{m}_\ell^2}{\hat{s}} \right) + 3\hat{s}(1+r-\hat{s}) \right] (|C_9|^2 + |C_{10}|^2) \\ &\quad + 32m_{\Lambda_b}^4 \hat{m}_\ell^2 (1+r-\hat{s}) (|C_9|^2 - |C_{10}|^2). \end{aligned} \quad (64)$$

The function $\rho(\hat{s}, r)$ takes the form

$$\rho(\hat{s}, r) = \begin{cases} 1, & J^P = \frac{1}{2}^\pm; \\ \frac{\phi(\hat{s})}{6r}, & J^P = \frac{3}{2}^\pm; \\ \frac{\phi(\hat{s})^2}{40r^2}, & J^P = \frac{5}{2}^+. \end{cases} \quad (65)$$

In the heavy quark limit, the numerators of all of the asymmetries can now be written

$$\mathcal{R}_{\mathcal{X}}(\hat{s}) = (\aleph_1)^2 \rho(\hat{s}, r) \mathcal{D}_{\mathcal{X}}(\hat{s}) \quad (\mathcal{X} = FB, L, T, N), \quad (66)$$

with the asymmetries becoming

$$\mathcal{A}_{\mathcal{X}}(\hat{s}) = \frac{\mathcal{R}_{\mathcal{X}}}{\mathcal{R}_0} = \frac{\mathcal{D}_{\mathcal{X}}}{\mathcal{D}_0}. \quad (67)$$

The $\mathcal{D}_{\mathcal{X}}$ all have the form

$$\mathcal{D}_{\mathcal{X}}^{\pm}(\hat{s}) = \mathcal{D}_{\mathcal{X}}^{(0)\pm}(\hat{s}) + \mathcal{D}_{\mathcal{X}}^{(1)\pm}(\hat{s}) \frac{\aleph_2}{\aleph_1} + \mathcal{D}_{\mathcal{X}}^{(2)\pm}(\hat{s}) \left(\frac{\aleph_2}{\aleph_1} \right)^2. \quad (68)$$

For the FBAs,

$$\begin{aligned} \mathcal{D}_{FB}^{(0)}(\hat{s}) &= 32\hat{m}_b m_{\Lambda_b}^4 \sqrt{\phi(\hat{s})\psi(\hat{s})} \text{Re}(C_7^* C_{10}) + 16m_{\Lambda_b}^4 \hat{s} \sqrt{\phi(\hat{s})\psi(\hat{s})} \text{Re}(C_9^* C_{10}), \\ \mathcal{D}_{FB}^{(1)}(\hat{s}) &= 64\hat{m}_b m_{\Lambda_b}^4 \sqrt{r\phi(\hat{s})\psi(\hat{s})} \text{Re}(C_7^* C_{10}), \\ \mathcal{D}_{FB}^{(2)}(\hat{s}) &= 32\hat{m}_b m_{\Lambda_b}^4 \sqrt{\phi(\hat{s})\psi(\hat{s})} (r-\hat{s}) \text{Re}(C_7^* C_{10}) - 16m_{\Lambda_b}^4 \hat{s} \sqrt{\phi(\hat{s})\psi(\hat{s})} \text{Re}(C_9^* C_{10}). \end{aligned} \quad (69)$$

For the SLPAs,

$$\begin{aligned} \mathcal{D}_L^{(0)\pm}(\hat{s}) &= \mp 64\hat{m}_b m_{\Lambda_b}^4 \sqrt{\psi(\hat{s})} (1-r-\hat{s}) \text{Re}(C_7^* C_{10}) \mp \frac{32}{3} m_{\Lambda_b}^4 \sqrt{\psi(\hat{s})} \left[\phi(\hat{s}) + 3\hat{s}(1+r-\hat{s}) \right] \text{Re}(C_9^* C_{10}), \\ \mathcal{D}_L^{(1)\pm}(\hat{s}) &= \mp 128\hat{m}_b m_{\Lambda_b}^4 \sqrt{r\psi(\hat{s})} (1-r+\hat{s}) \text{Re}(C_7^* C_{10}) \mp \frac{64}{3} m_{\Lambda_b}^4 \sqrt{r\psi(\hat{s})} \left[\phi(\hat{s}) + 6\hat{s} \right] \text{Re}(C_9^* C_{10}), \\ \mathcal{D}_L^{(2)\pm}(\hat{s}) &= \pm 64\hat{m}_b m_{\Lambda_b}^4 \sqrt{\psi(\hat{s})} [\phi(\hat{s}) - (1-r-\hat{s})] \text{Re}(C_7^* C_{10}) \mp \frac{32}{3} m_{\Lambda_b}^4 \sqrt{\psi(\hat{s})} \left[(r-\hat{s})\phi(\hat{s}) \right. \\ &\quad \left. + 3\hat{s}(1+r-\hat{s}) \right] \text{Re}(C_9^* C_{10}), \end{aligned} \quad (70)$$

$$\begin{aligned}
\mathcal{D}_T^{(0)\pm}(\hat{s}) &= -16\pi\hat{m}_\ell\hat{m}_bm_{\Lambda_b}^4\sqrt{\frac{\phi(\hat{s})\psi(\hat{s})}{\hat{s}}}\text{Im}(C_7^*C_{10}) - 8\pi\hat{m}_\ell m_{\Lambda_b}^4\sqrt{\hat{s}\phi(\hat{s})\psi(\hat{s})}\text{Im}(C_9^*C_{10}), \\
\mathcal{D}_T^{(1)\pm}(\hat{s}) &= -32\pi\hat{m}_\ell\hat{m}_bm_{\Lambda_b}^4\sqrt{\frac{r\phi(\hat{s})\psi(\hat{s})}{\hat{s}}}\text{Im}(C_7^*C_{10}), \\
\mathcal{D}_T^{(2)\pm}(\hat{s}) &= -16\pi\hat{m}_\ell\hat{m}_bm_{\Lambda_b}^4(r-\hat{s})\sqrt{\frac{\phi(\hat{s})\psi(\hat{s})}{\hat{s}}}\text{Im}(C_7^*C_{10}) + 8\pi\hat{m}_\ell m_{\Lambda_b}^4\sqrt{\hat{s}\phi(\hat{s})\psi(\hat{s})}\text{Im}(C_9^*C_{10}), \tag{71}
\end{aligned}$$

$$\begin{aligned}
\mathcal{D}_N^{(0)\pm}(\hat{s}) &= \mp 32\pi\hat{m}_b\hat{m}_\ell m_{\Lambda_b}^4\sqrt{\frac{\phi(\hat{s})}{\hat{s}}}\text{Re}(C_9^*C_7) - 16\pi\hat{m}_b\hat{m}_\ell m_{\Lambda_b}^4\sqrt{\frac{\phi(\hat{s})}{\hat{s}}}\text{Re}(C_7^*C_{10}) \\
&\quad - 8\pi\hat{m}_\ell m_{\Lambda_b}^4(1-r)\sqrt{\frac{\phi(\hat{s})}{\hat{s}}}\text{Re}(C_9^*C_{10}) \mp \frac{32\pi}{\hat{s}}\hat{m}_\ell\hat{m}_b^2m_{\Lambda_b}^4(1-r)\sqrt{\frac{\phi(\hat{s})}{\hat{s}}}|C_7|^2 \mp 8\pi\hat{m}_\ell m_{\Lambda_b}^4\sqrt{\hat{s}\phi(\hat{s})}|C_9|^2, \\
\mathcal{D}_N^{(1)\pm}(\hat{s}) &= \mp 64\pi\hat{m}_b\hat{m}_\ell m_{\Lambda_b}^4\sqrt{\frac{r\phi(\hat{s})}{\hat{s}}}\text{Re}(C_9^*C_7) - 32\pi\hat{m}_b\hat{m}_\ell m_{\Lambda_b}^4\sqrt{\frac{r\phi(\hat{s})}{\hat{s}}}\text{Re}(C_7^*C_{10}) \\
&\quad - 16\pi\hat{m}_\ell m_{\Lambda_b}^4(1-r+\hat{s})\sqrt{\frac{r\phi(\hat{s})}{\hat{s}}}\text{Re}(C_9^*C_{10}) \mp \frac{64\pi}{\hat{s}}\hat{m}_\ell\hat{m}_b^2m_{\Lambda_b}^4(1-r+\hat{s})\sqrt{\frac{r\phi(\hat{s})}{\hat{s}}}|C_7|^2, \\
\mathcal{D}_N^{(2)\pm}(\hat{s}) &= \mp 32\pi\hat{m}_b\hat{m}_\ell m_{\Lambda_b}^4(r-\hat{s})\sqrt{\frac{\phi(\hat{s})}{\hat{s}}}\text{Re}(C_9^*C_7) - 16\pi\hat{m}_b\hat{m}_\ell m_{\Lambda_b}^4(r-\hat{s})\sqrt{\frac{\phi(\hat{s})}{\hat{s}}}\text{Re}(C_7^*C_{10}) \\
&\quad - 8\pi\hat{m}_\ell m_{\Lambda_b}^4[r-(r-\hat{s})^2]\sqrt{\frac{\phi(\hat{s})}{\hat{s}}}\text{Re}(C_9^*C_{10}) \mp \frac{32\pi}{\hat{s}}\hat{m}_\ell\hat{m}_b^2m_{\Lambda_b}^4[r-(r-\hat{s})^2]\sqrt{\frac{\phi(\hat{s})}{\hat{s}}}|C_7|^2 \\
&\quad \pm 8\pi\hat{m}_\ell m_{\Lambda_b}^4\sqrt{\hat{s}\phi(\hat{s})}|C_9|^2. \tag{72}
\end{aligned}$$

It is worth emphasizing that the $\mathcal{D}_{\mathcal{X}}^{(i)}$ ($\mathcal{X} = 0, FB, L, T, N$) appearing in the differential decay rates and asymmetries are completely independent of the spin and parity of the daughter baryon. Furthermore, the $\mathcal{D}_{\mathcal{X}}^{(0)}$ for each of the observables we discuss is identical with the analogous expression that arises for the free-quark decay, $b \rightarrow s\ell^+\ell^-$, in the limits $m_{\Lambda_b} \rightarrow m_b$ and $m_\Lambda \rightarrow m_s$. These results indicate that the shapes of the FBAs and single lepton polarization asymmetries should be determined predominantly by the Wilson coefficients and kinematics, independent of the quantum numbers of the Λ^* produced in the decay.

IV. RESULTS

A. Form Factors

For the numerical calculations, we use form factors that result from the SCA and MCN approaches outlined in [52]. The parameters for the quark model wave functions used in the extraction of the form factors are taken from [71] and are given in Tables I and II.

The form factors calculated using the SCA model have the form

$$F(\hat{s}) = A_0 \exp\left(-\frac{3m_q^2}{2\tilde{m}_\Lambda^2} \frac{p_\Lambda^2}{\alpha_{\lambda\lambda'}^2}\right), \tag{73}$$

where A_0 is the value of the form factor at the nonrecoil point, m_q is the mass of each light quark, $\alpha_{\lambda\lambda'} = \sqrt{(\alpha_\lambda^2 + \alpha_{\lambda'}^2)/2}$, $\tilde{m}_\Lambda = m_s + 2m_q$, and $p_\Lambda = m_{\Lambda_b}\sqrt{\phi(\hat{s})}/2$ is the daughter baryon momentum in the Λ_b rest frame. The explicit expressions for these form factors are given in [52].

The form factors calculated using the MCN model are parametrized to have the form

$$F(\hat{s}) = (a_0 + a_2 p_\Lambda^2 + a_4 p_\Lambda^4) \exp\left(-\frac{3m_q^2}{2\tilde{m}_\Lambda^2} \frac{p_\Lambda^2}{\alpha_{\lambda\lambda'}^2}\right). \tag{74}$$

The parameters a_0 , a_2 , and a_4 for the vector and axial vector form factors are given in Table III. The parameters for the tensor form factors are given in Table IV.

TABLE I: Hamiltonian parameters obtained from a fit to a selection of known baryons.

m_q	m_s	m_c	m_b	b	α_{coul}	α_{con}	α_{SO}	α_{tens}	C_{qqq}
(GeV)	(GeV)	(GeV)	(GeV)	(GeV ²)			(GeV)		(GeV)
0.2848	0.5553	1.8182	5.2019	0.1540	≈ 0.0	1.0844	0.9321	-0.2230	-1.4204

The SCA form factors have all of their kinematic dependence in the form of a Gaussian in the momentum of the daughter baryon (Eq. 73), calculated in the rest frame of the parent, whereas the MCN form factors have an additional multiplicative polynomial dependence in the daughter baryon's momentum (Eq. 74). Depending on the relative sizes of a_0 , a_2 , and a_4 in Eq. 74, the SCA and MCN form factors can have quite different shapes [52].

In Section III, relationships among the form factors of the full theory and those of leading order HQET are presented. It is expected that for transitions to all states that

$$F_3 = F_4 = G_3 = G_4 = H_3 = H_4 = H_5 = H_6 = 0.$$

For transitions to states with natural parity it is expected that

$$F_2 = G_2 = -H_2, \quad G_1 = H_1,$$

while for transitions to states with unnatural parity,

$$F_2 = G_2 = H_2, \quad G_1 = -H_1.$$

From the explicit forms of the SCA form factors given in [52] and the MCN parameters given in Tables III and IV, we see that both sets of form factors satisfy the above relations.

TABLE II: Baryon masses and wave function size parameters, α_ρ and α_λ , for states considered in this work. All values are in GeV.

State, J^P	Experiment	Model	α_λ	α_ρ
$\Lambda_b(5620) 1/2^+$	5.62	5.61	0.443	0.385
$\Lambda(1115) 1/2^+$	1.12	1.10	0.387	0.372
$\Lambda(1600) 1/2^+$	1.60	1.71	0.387	0.372
$\Lambda(1405) 1/2^-$	1.41	1.48	0.333	0.320
$\Lambda(1520) 3/2^-$	1.52	1.53	0.333	0.308
$\Lambda(1890) 3/2^+$	1.89	1.81	0.325	0.303
$\Lambda(1820) 5/2^+$	1.82	1.81	0.325	0.303

The expressions for the leading order HQET predictions given in Section III can be inverted to give

$$\begin{aligned} \xi_1 &= F_1 + F_2/2 = G_1 - G_2/2 = H_1 + H_2/2, \\ \xi_2 &= F_2/2 = G_2/2 = -H_2/2, \end{aligned}$$

for transitions to states with natural parity, and

$$\begin{aligned} \zeta_1 &= -(F_1 - F_2/2) = -(G_1 + G_2/2) = H_1 - H_2/2, \\ \zeta_2 &= -F_2/2 = -G_2/2 = -H_2/2, \end{aligned}$$

for transitions to states with unnatural parity. It is useful to extract the $\xi_i(\zeta_i)$ independently from the vector, axial vector and tensor form factors, and compare the three different forms obtained in this way. Figs. 2-7 show the three extractions for these form factors from both the SCA and MCN models for all transitions we consider here. As can be seen, the form factors obtained using the axial vector and tensor form factors are virtually identical in both models. The set obtained from the vector form factors is also in very good agreement with the other sets as well. This shows clearly that the form factors obtained from both the SCA and MCN models satisfy the leading order expectations of HQET. However, the curves from the three extractions should not be expected to be identical, since the expressions for the F_i , G_i and H_i in terms of universal HQET 'Isgur-Wise' type functions will receive corrections due to the finite mass of the b quark.

TABLE III: Coefficients in the parametrization of the vector and axial-vector form factors obtained in the MCN approach.

	$a_n(\text{GeV}^{-n})$	F_1	F_2	F_3	F_4	G_1	G_2	G_3	G_4
$\Lambda_b \rightarrow \Lambda(1115)$	a_0	1.14	-0.137	-0.0614	—	0.923	-0.171	0.0779	—
	a_2	0.0434	-0.00408	0.00249	—	0.0466	0.000477	-0.00162	—
	a_4	-0.000879	0.00164	-0.00113	—	-0.000293	0.00121	0.000386	—
$\Lambda_b \rightarrow \Lambda(1600)$	a_0	0.420	-0.328	0.0470	—	0.116	-0.352	-0.0304	—
	a_2	0.433	-0.122	-0.0297	—	0.286	-0.140	0.0424	—
	a_4	0.0102	0.00362	-0.000788	—	0.0139	-0.00434	0.000227	—
$\Lambda_b \rightarrow \Lambda(1405)$	a_0	0.245	-0.907	0.112	—	1.09	-0.806	0.00493	—
	a_2	0.130	-0.0980	0.0178	—	0.212	-0.0901	-0.0141	—
	a_4	0.00123	0.00674	-0.000442	—	-0.00439	0.00610	0.000269	—
$\Lambda_b \rightarrow \Lambda(1520)$	a_0	-1.30	0.259	0.120	-0.0323	-0.907	0.310	-0.153	0.0532
	a_2	-0.0828	0.0149	0.00232	-0.00895	-0.0747	0.0130	-0.00269	-0.00154
	a_4	0.00500	-0.00308	0.000161	0.00225	0.00278	-0.00313	0.000130	-0.000350
$\Lambda_b \rightarrow \Lambda(1890)$	a_0	-0.369	1.31	-0.218	0.0457	-1.60	1.13	0.0212	-0.0142
	a_2	-0.150	0.0819	-0.0235	0.0128	-0.222	0.0761	0.0195	-0.00540
	a_4	-0.000684	0.000189	-0.0000847	-0.00217	-0.000644	-0.000109	-0.000261	0.000566
$\Lambda_b \rightarrow \Lambda(1820)$	a_0	1.84	-0.426	-0.190	0.0768	1.18	-0.520	0.270	-0.114
	a_2	0.0899	-0.00558	-0.00640	0.00385	0.0909	-0.00116	0.00270	-0.00259
	a_4	-0.000260	0.000242	-0.000159	-0.0000581	-0.000923	-0.000167	0.000501	0.0000289

TABLE IV: Coefficients in the parametrization of the tensor form factors obtained in the MCN approach.

	$a_n(\text{GeV}^{-n})$	H_1	H_2	H_3	H_4	H_5	H_6
$\Lambda_b \rightarrow \Lambda(1115)$	a_0	0.930	0.165	-0.0771	-0.0135	—	—
	a_2	0.0193	0.0269	-0.000141	-0.00309	—	—
	a_4	-0.00123	-0.00274	0.0000809	0.00110	—	—
$\Lambda_b \rightarrow \Lambda(1600)$	a_0	0.124	0.346	0.0294	-0.00441	—	—
	a_2	0.290	0.136	-0.0425	-0.0191	—	—
	a_4	0.00846	0.00109	-0.000222	0.00102	—	—
$\Lambda_b \rightarrow \Lambda(1405)$	a_0	-1.07	-0.805	0.00262	-0.101	—	—
	a_2	-0.213	-0.0920	-0.0141	-0.00522	—	—
	a_4	0.00457	0.00629	0.000257	0.000386	—	—
$\Lambda_b \rightarrow \Lambda(1520)$	a_0	-1.02	-0.200	0.153	0.0516	-0.0524	0.0156
	a_2	-0.0360	-0.0516	0.00271	-0.00354	0.00158	0.00218
	a_4	0.000522	0.00538	-0.000132	0.000186	-0.000349	-0.00109
$\Lambda_b \rightarrow \Lambda(1890)$	a_0	1.57	1.12	0.0233	0.186	-0.0136	0.0316
	a_2	0.222	0.0768	0.0197	0.00454	-0.00587	0.00775
	a_4	0.000636	-0.000109	-0.000271	0.000307	0.000576	-0.00166
$\Lambda_b \rightarrow \Lambda(1820)$	a_0	1.41	0.286	-0.270	-0.0855	0.114	-0.0365
	a_2	0.0484	0.0436	-0.00270	0.00432	0.00261	0.00114
	a_4	0.000542	-0.00130	-0.000501	-0.000387	-0.0000296	-0.00000613

Additionally, we see that the $\xi_2(\zeta_2)$ fall off much faster than $\xi_1(\zeta_1)$ as $q^2 \rightarrow 0$, and is approximately zero for small q^2 . This implies that $\xi_1(\zeta_1)$ is dominant in this region and the matrix elements can be described by a single form factor. This is consistent with what is expected from soft collinear effective theory (SCET) [63, 64].

Another expectation of HQET is that the form factors for $\Lambda_b \rightarrow \Lambda$ should be the same as those for $\Lambda_c \rightarrow \Lambda$, up to terms of order $1/m_Q$, where m_Q is the mass of the heavy quark. The CLEO collaboration has extracted the ratio $\xi_2/\xi_1 = -0.25 \pm 0.14 \pm 0.08$ at the nonrecoil point for the transition $\Lambda_c \rightarrow \Lambda(1115)$ [72]. Table V shows our predictions for this ratio with all three independent extractions from both the SCA and MCN form factors. For the transition to the ground state, our values from both the SCA and MCN models for this ratio are consistent with the value reported

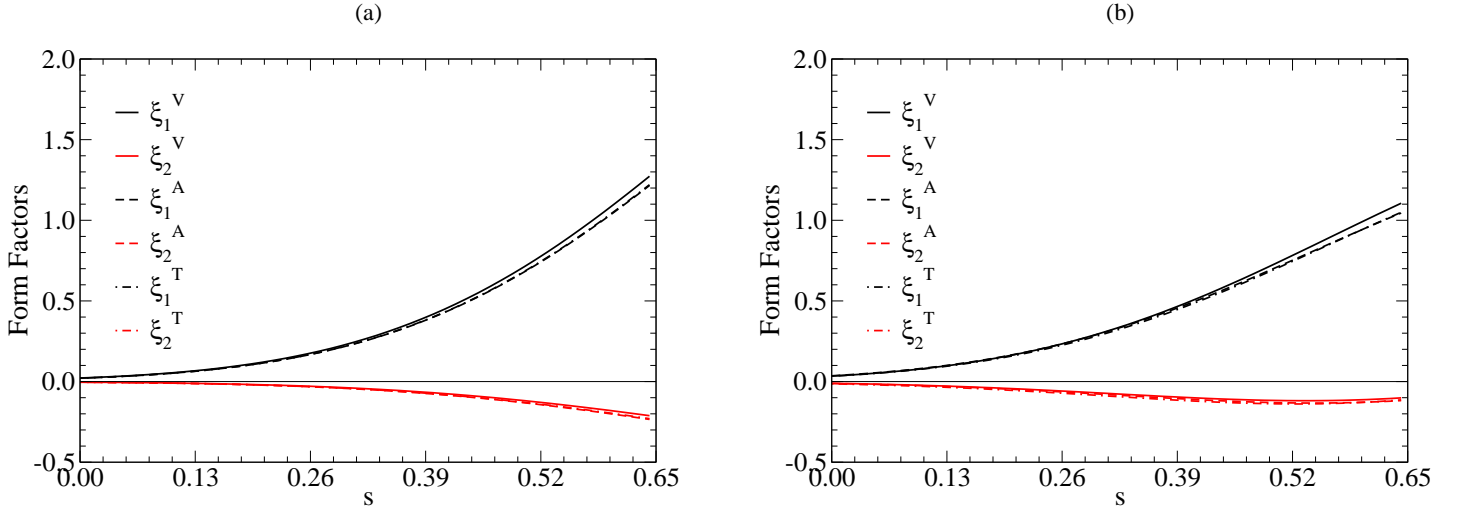


FIG. 2: HQET form factors for $\Lambda_b \rightarrow \Lambda(1115)$, $J^P = 1/2^+$ as a function of $\hat{s} = q^2/m_{\Lambda_b}^2$. The graphs show the HQET form factors calculated using the vector, axial vector, and tensor form factors using (a) SCA and (b) MCN models.

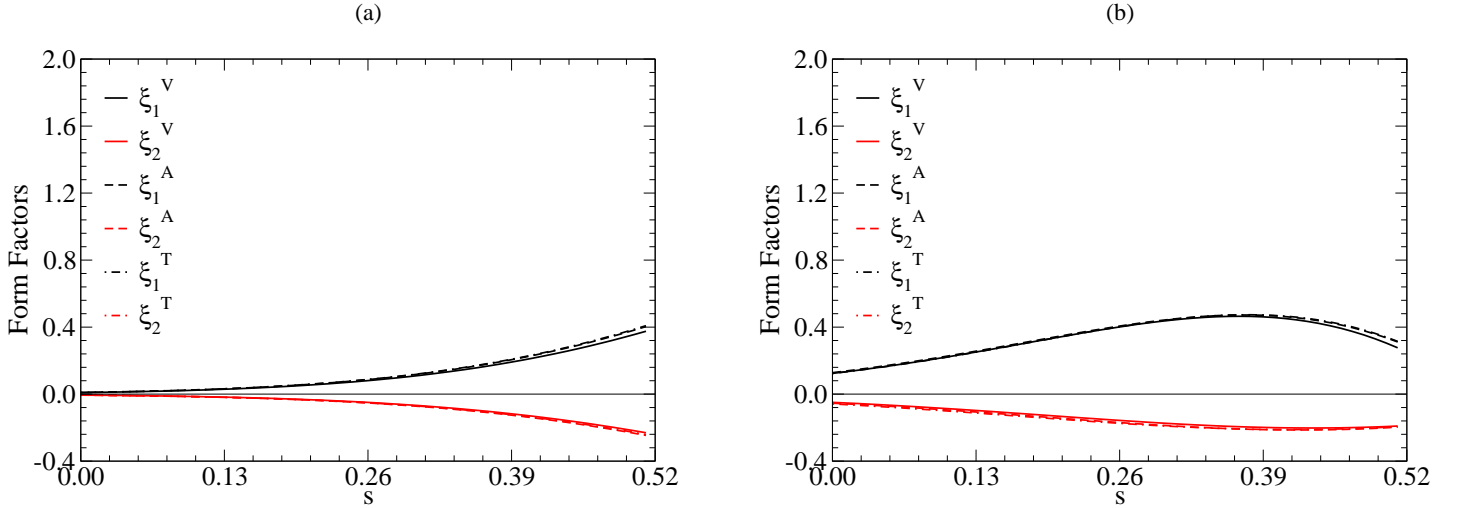


FIG. 3: Same as Fig. 2, but for $\Lambda_b \rightarrow \Lambda(1600)$, $J^P = 1/2^+$.

by CLEO.

In addition to the SCA and MCN form factors, we also use form factors from light-cone sum rules (LCSR), QCD sum rules (QCDSR), and a multipole model (PM) for transitions to the ground state. In these approaches, only the two universal HQET form factors are used. The LCSR form factors are parametrized to have the form

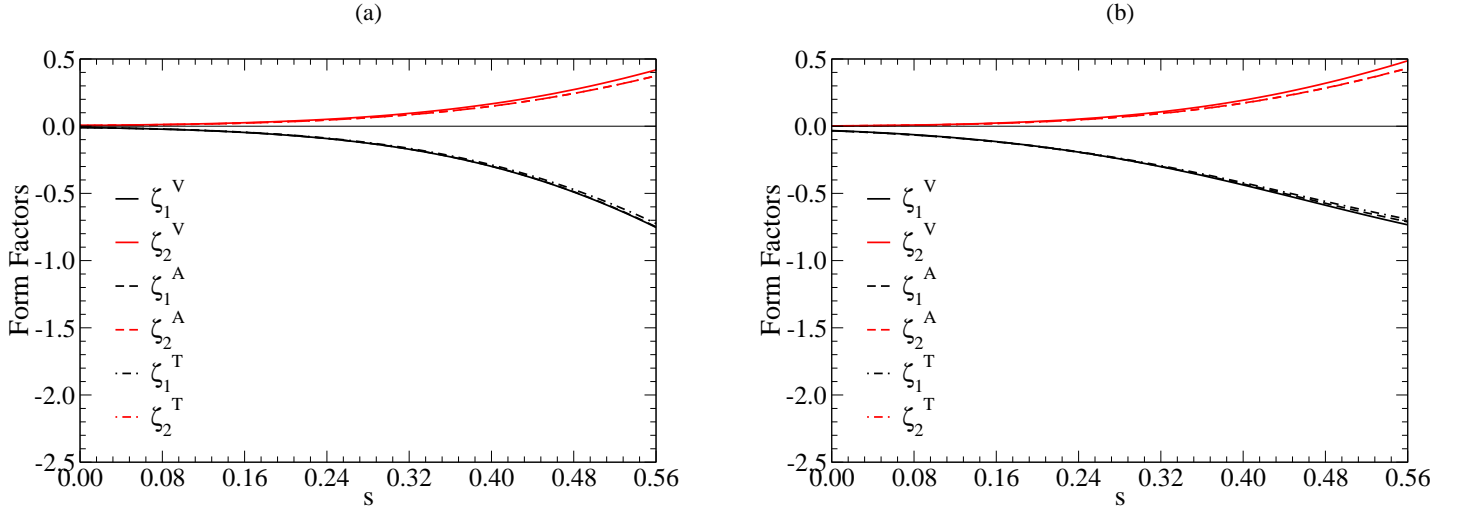
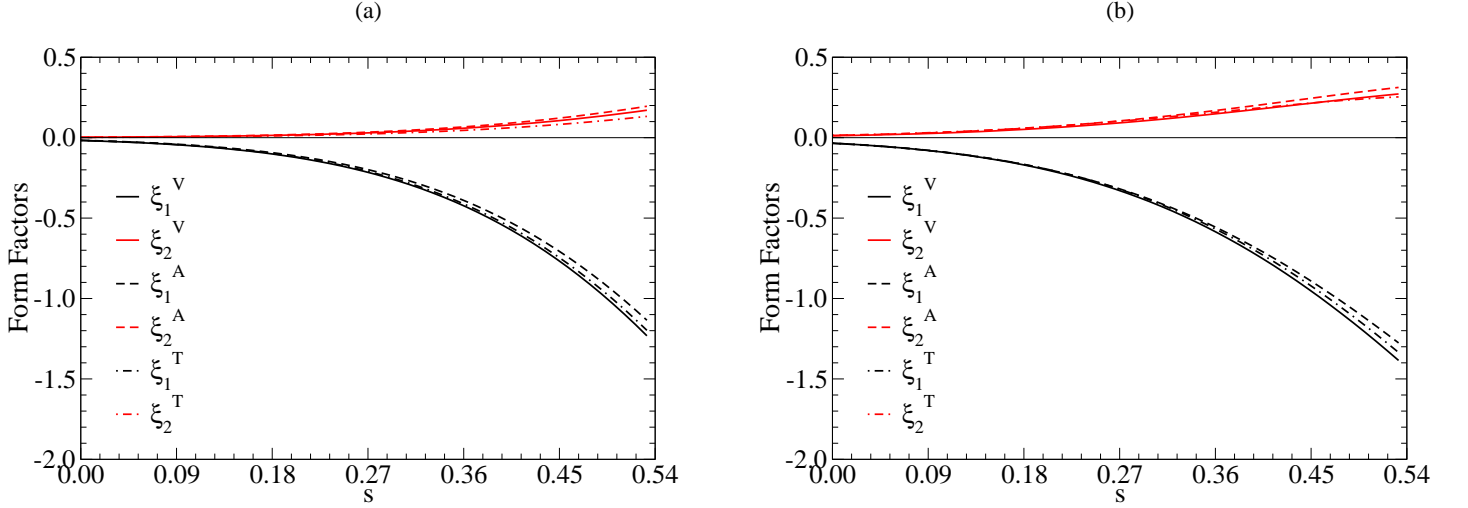
$$f = \frac{f(0)}{1 - a_1 \hat{s} + a_2 \hat{s}^2}, \quad (75)$$

where $f(0)$ is the value of the form factor at $q^2 = 0$. The parameters for the LCSR form factors are taken from [53] and are presented in Table VI. We note here that the form factors f_2 and g_2 in Table VI are not the HQET form factors but are related to them by

$$\xi_1 = f_2 - \sqrt{r} m_{\Lambda_b} g_2, \quad \xi_2 = m_{\Lambda_b} g_2. \quad (76)$$

The QCDSR form factors have the form

$$\xi = \frac{\xi(0)}{1 + a_1 q^2 + a_2 q^4}, \quad (77)$$

FIG. 4: Same as Fig. 2, but for $\Lambda_b \rightarrow \Lambda(1405)$, $J^P = 1/2^-$.FIG. 5: Same as Fig. 2, but for $\Lambda_b \rightarrow \Lambda(1520)$, $J^P = 3/2^-$.

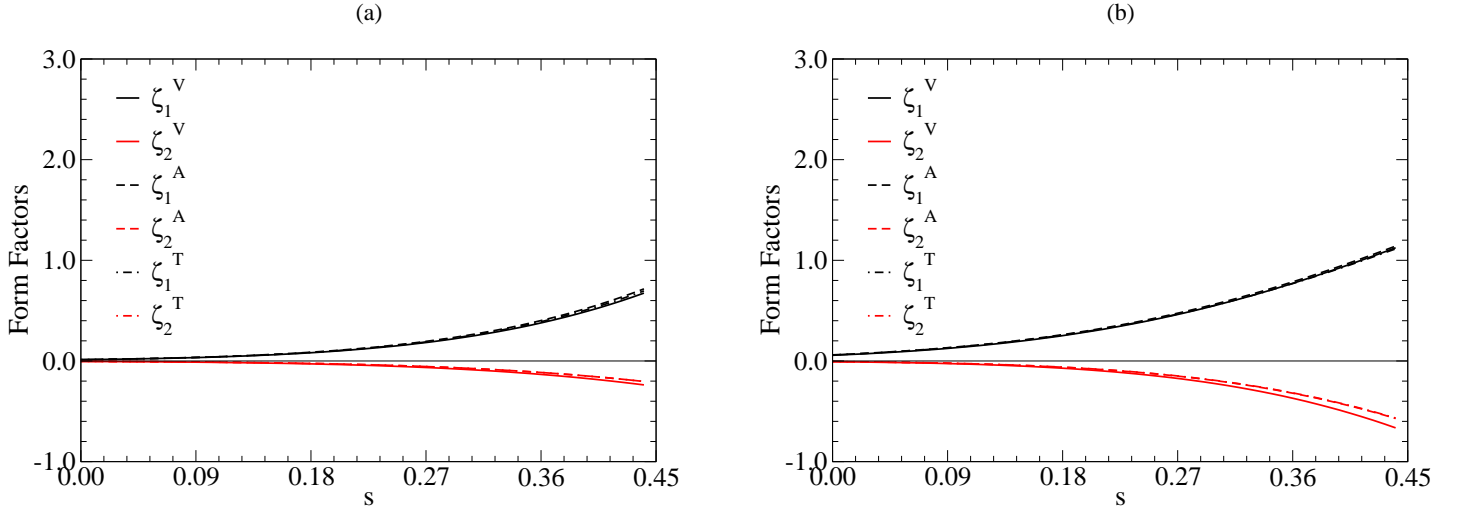
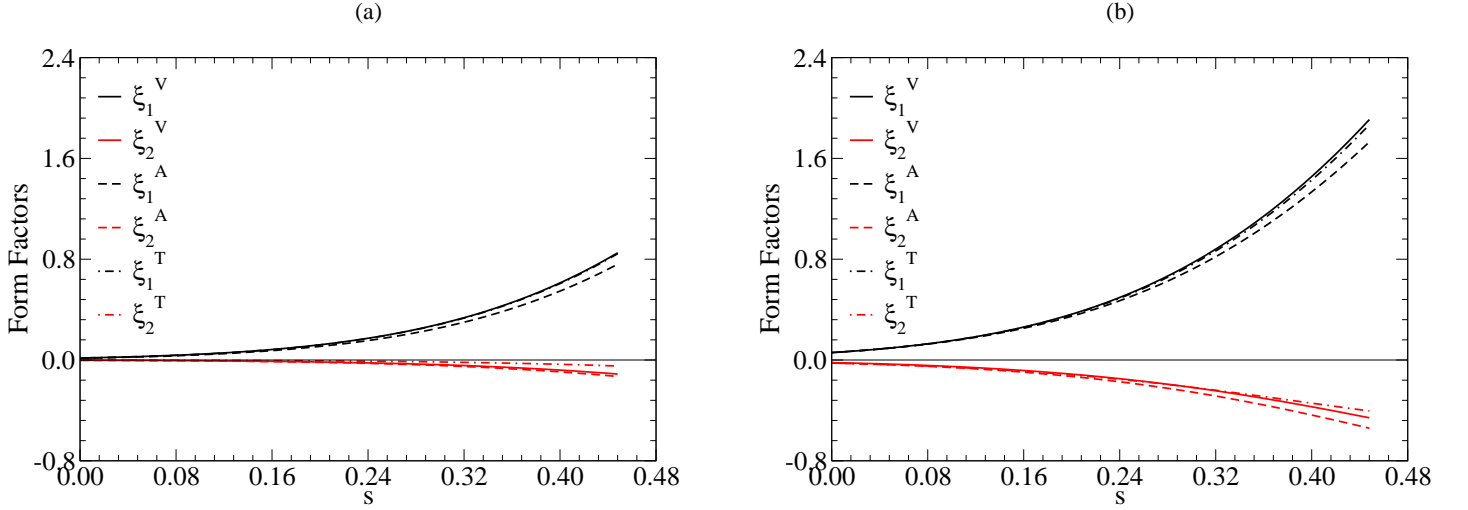
where $\xi(0)$ is the value of the form factor at $q^2 = 0$. The parameters for the QCDSR form factors are taken from [56] and are also presented in Table VI. The PM form factors are given by

$$\xi_i = N_i \left(\frac{\Lambda_{\text{QCD}}}{\Lambda_{\text{QCD}} + z} \right)^2, \quad (78)$$

where $z = p_\Lambda \cdot p_{\Lambda_b} / m_{\Lambda_b} = m_{\Lambda_b} (1 + r - \hat{s}) / 2$. The parameters for these PM form factors are also taken from [56] and are given in Table VI as well.

B. Branching Ratios

In this section, we present branching ratios (BRs) for dileptonic decays using both sets of form factors. The results we present are obtained using Wilson coefficients that have been calculated in the standard model (SM), with both sets of form factors. We also examine one scenario that arises beyond the SM, namely a supersymmetric (SUSY) extension to the SM, but there we use the MCN form factors exclusively. In our numerical calculations, the SM values of the Wilson coefficients are taken from [55] and the SUSY values are taken from [53]. These values are presented in Table VII. In [55], the Wilson coefficients are evaluated using a naive dimensional regularization scheme at the scale

FIG. 6: Same as Fig. 2, but for $\Lambda_b \rightarrow \Lambda(1890)$, $J^P = 3/2^+$.FIG. 7: Same as Fig. 2, but for $\Lambda_b \rightarrow \Lambda(1820)$, $J^P = 5/2^+$.

$\mu = 5.0$ GeV. The top quark mass is taken to be $m_t = 174$ GeV and the cut-off $\Lambda_{\overline{MS}} = 225$ MeV, where \overline{MS} denotes the modified minimal subtraction scheme. The SUSY model used here is referred to as SUSYI in Ref. [53]. SUSYI corresponds to the regions of parameter space where supersymmetry can destructively contribute and can change the sign of C_7 , but contributions from neutral Higgs bosons are neglected.

Since the BRs for the e and μ channels are essentially the same, in what follows, we present the results for the μ and τ channels only.

The branching ratios predicted for the μ and τ channels are presented in Tables VIII and IX, respectively. Each table displays the results for the SM calculations using two models for the form factors, as well as one SUSY scenario with the MCN form factors. In addition, results obtained omitting and including the long distance (LD) contributions are presented. For ease of discussion, we will refer to the results obtained in the SM as SM1 for the SCA form factors, and SM2 for the MCN form factors. SM1a and SM2a will refer to results with LD contributions omitted, while SM1b and SM2b will refer to results with LD contributions included. Finally, SUSYa and SUSYb will refer to the results obtained using Wilson coefficients from the supersymmetric extension to the standard model discussed above, with the SUSYa (SUSYb) results obtained when LD contributions are omitted (included). For transitions to the ground state, we also compare our model predictions with those made by LCSR, QCDSR, and PM form factors using SM Wilson coefficients and Eqs. 62-64, as well as with the recent experimental results from the CDF collaboration [66] and the more recent LHCb collaboration [67].

As can be seen in Tables VIII and IX, SM1, SM2, and SUSY predictions for the transitions to $\Lambda(1890)$ and $\Lambda(1820)$

TABLE V: Ratio of HQET form factors, ξ_2/ξ_1 (natural parity) or ζ_2/ζ_1 (unnatural parity), at the nonrecoil point (maximum q^2). The HQET form factors are extracted independently from the vector, axial vector, and tensor form factors of the full theory using both the SCA and MCN models.

	ξ_2^V/ξ_1^V		ξ_2^A/ξ_1^A		ξ_2^T/ξ_1^T	
	SCA	MCN	SCA	MCN	SCA	MCN
$\Lambda_b \rightarrow \Lambda(1115)$	-0.166	-0.064	-0.193	-0.085	-0.188	-0.081
$\Lambda_b \rightarrow \Lambda(1600)$	-0.615	-0.641	-0.611	-0.603	-0.590	-0.582
$\Lambda_b \rightarrow \Lambda(1405)$	-0.555	-0.623	-0.499	-0.587	-0.517	-0.603
$\Lambda_b \rightarrow \Lambda(1520)$	-0.139	-0.111	-0.172	-0.146	-0.111	-0.089
$\Lambda_b \rightarrow \Lambda(1890)$	-0.353	-0.640	-0.285	-0.546	-0.293	-0.554
$\Lambda_b \rightarrow \Lambda(1820)$	-0.130	-0.131	-0.172	-0.181	-0.056	-0.092

TABLE VI: Parameters for LCSR, QCDSR, and PM form factors.

LCSR		QCDSR		PM	
$f_2(0)$	0.15	$\xi_1(0)$	0.462	$\Lambda_{\text{QCD}}(\text{GeV})$	0.20
a_1	2.94	$a_1(\text{GeV}^{-2})$	-0.0182	N_1	52.32
a_2	2.31	$a_2(\text{GeV}^{-4})$	-0.000176	N_2	-13.08
$g_2(0)(\text{GeV}^{-1})$	0.013	$\xi_2(0)$	-0.077		
a_1	2.91	$a_1(\text{GeV}^{-2})$	-0.0685		
a_2	2.24	$a_2(\text{GeV}^{-4})$	0.00146		

TABLE VII: SM and SUSY values for the Wilson coefficients. In the SUSY model we use, only C_7 , C_9 , and C_{10} get modified from their SM values.

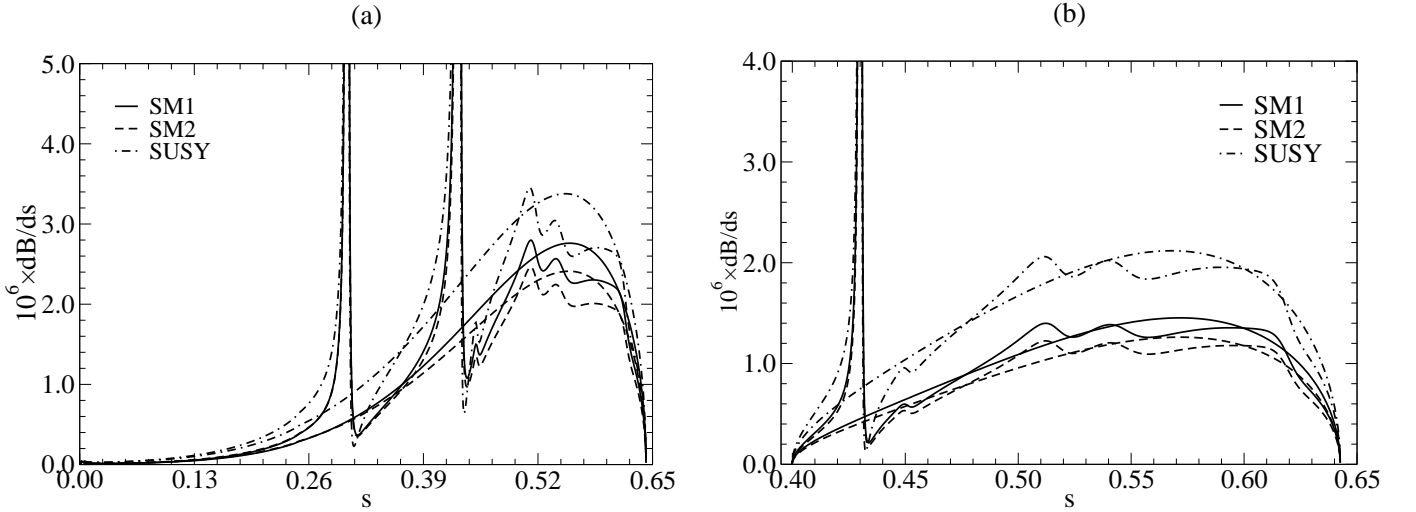
	C_1	C_2	C_3	C_4	C_5	C_6	C_7	C_9	C_{10}
SM	-0.243	1.105	0.011	-0.025	0.007	-0.031	-0.312	4.193	-4.578
SUSY							0.376	4.767	-3.735

TABLE VIII: Branching ratios for $\Lambda_b \rightarrow \Lambda^{(*)}\mu^+\mu^-$ in units of 10^{-6} . The numbers in the column labeled SM1 are obtained using the SCA form factors with standard model Wilson Coefficients. The numbers in the column labeled SM2 are also obtained with SM Wilson coefficients, but using the MCN form factors. The numbers in the column labeled SUSY are obtained using the MCN form factors with Wilson coefficients from a supersymmetric scenario. The column labeled LD refers to the long distance contributions of the charmonium resonances, with ‘a’ indicating that these contributions have been neglected, and ‘b’ indicating that they have been included. In this table, it is assumed that the $\Lambda(1600)$ is the first radial excitation. The lifetime of the Λ_b is taken from the Particle Data Listings [73].

State, J^P	LD	SM1	SM2	SUSY	LCSR	QCDSR	PM	CDF [66]	LHCb [67]
$\Lambda(1115) 1/2^+$	a	0.66	0.59	0.86	6.4	2.0	1.2	$1.73 \pm 0.42 \pm 0.55$	$0.96 \pm 0.16 \pm 0.13 \pm 0.21$
	b	21	20	20	154	108	60	—	—
$\Lambda(1600) 1/2^+$	a	0.030	0.23	0.38	—	—	—	—	—
	b	2.6	24	24	—	—	—	—	—
$\Lambda(1405) 1/2^-$	a	0.10	0.15	0.23	—	—	—	—	—
	b	5.9	11	11	—	—	—	—	—
$\Lambda(1520) 3/2^-$	a	0.14	0.16	0.25	—	—	—	—	—
	b	14	16	16	—	—	—	—	—
$\Lambda(1890) 3/2^+$	a	0.020	0.057	0.099	—	—	—	—	—
	b	2.6	6.8	6.8	—	—	—	—	—
$\Lambda(1820) 5/2^+$	a	0.014	0.056	0.10	—	—	—	—	—
	b	5.6	6.3	6.4	—	—	—	—	—

TABLE IX: Branching ratios for $\Lambda_b \rightarrow \Lambda^{(*)}\tau^+\tau^-$ in units of 10^{-6} . The columns are labeled as in Table VIII.

State, J^P	LD	SM1	SM2	SUSY	LCSR	QCDSR	PM
$\Lambda(1115) 1/2^+$	a	0.24	0.21	0.36	2.5	0.17	0.24
	b	0.59	0.52	0.67	5.0	0.74	0.75
$\Lambda(1600) 1/2^+$	a	< 0.01	< 0.01	0.015	—	—	—
	b	0.033	0.096	0.10	—	—	—
$\Lambda(1405) 1/2^-$	a	0.026	0.025	0.046	—	—	—
	b	0.12	0.15	0.17	—	—	—
$\Lambda(1520) 3/2^-$	a	0.015	0.014	0.028	—	—	—
	b	0.14	0.14	0.15	—	—	—
$\Lambda(1890) 3/2^+$	a	< 0.01	< 0.01	< 0.01	—	—	—
	b	< 0.01	< 0.01	< 0.01	—	—	—
$\Lambda(1820) 5/2^+$	a	< 0.01	< 0.01	< 0.01	—	—	—
	b	0.018	< 0.01	< 0.01	—	—	—

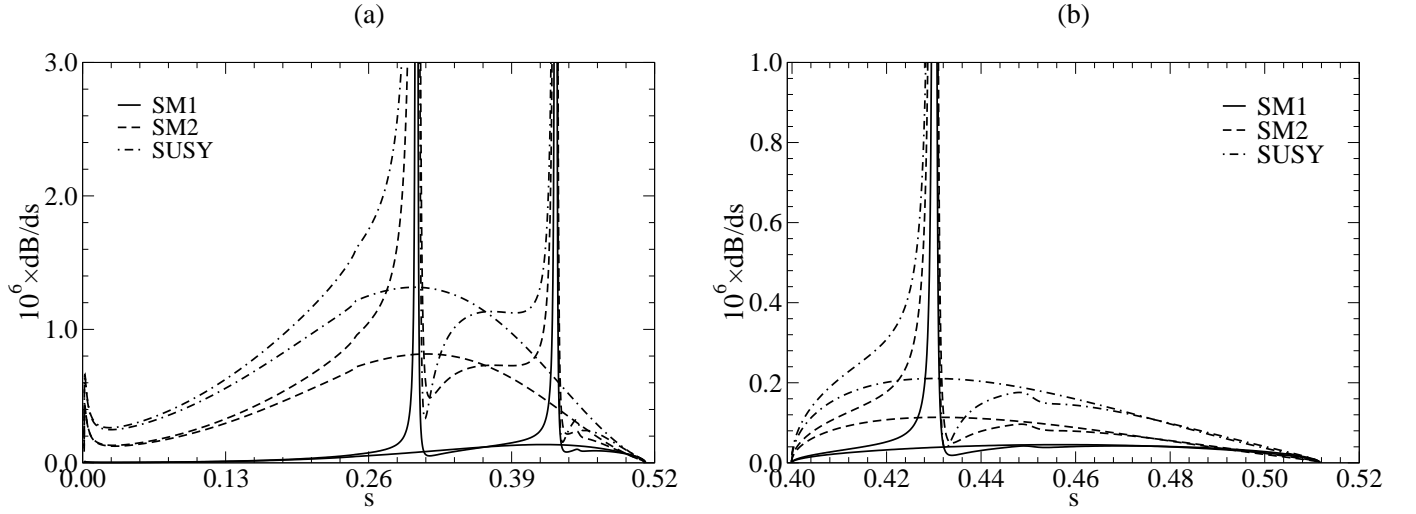
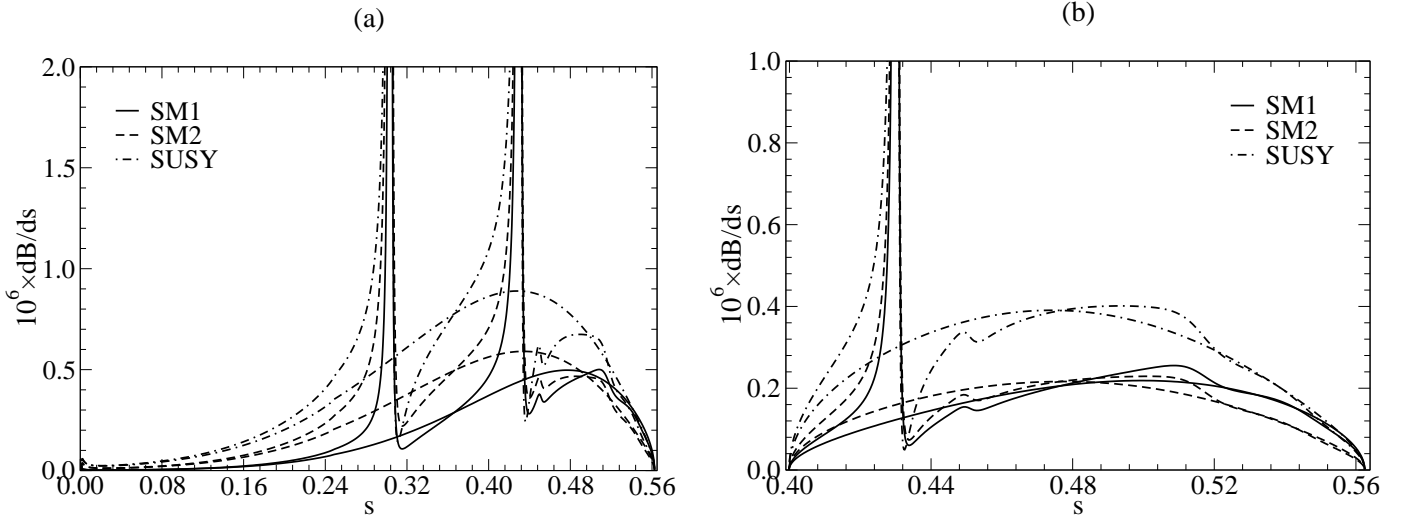
FIG. 8: $d\mathcal{B}/ds$ for (a) $\Lambda_b \rightarrow \Lambda(1115)\mu^+\mu^-$ and (b) $\Lambda_b \rightarrow \Lambda(1115)\tau^+\tau^-$ without and with long distance (LD) contributions from charmonium resonances. The solid curves represent rates obtained from SM1, the dashed curves are from SM2, and the dot-dashed curves are from SUSY.

are very small, and are therefore unlikely to be observed: these decay modes will not be discussed any further in this section.

$$J^P = 1/2^+$$

The differential BRs for the decays to the ground state are shown in Fig. 8. In the graphs, the solid curves are SM1 predictions, the dashed curves are SM2 results, and the dot-dashed curves are from SUSY. The BRs are enhanced by the resonance contributions in both the μ and τ channels, but the enhancement is significantly less in the τ channel, as seen in Tables VIII and IX. In the μ channel, the BRs we obtain in both SM scenarios and SUSY are smaller than those obtained by the LCSR, QCDSR and PM predictions. However, our SMa results lie just below the margin of error of the CDF measurement but within that of the LHCb measurement. Our SUSYa prediction is within the margin of error of both the CDF and LHCb measurements. It can also be seen in Table VIII that the LCSR prediction is much larger than both reported experimental values. In the τ channel, our results in models SM and SUSY are smaller than the LCSR prediction for the ground state, but are comparable to the results obtained using QCDSR and PM.

Fig. 9 shows the differential BRs for decays to $\Lambda(1600)$, the first radial excitation. The SM1 predictions shown in Tables VIII and IX are much smaller than the SM2 predictions for both decay channels. Furthermore, SM2b predicts

FIG. 9: Same as Fig. 8 but for $\Lambda_b \rightarrow \Lambda(1600)$.FIG. 10: Same as Fig. 8 but for $\Lambda_b \rightarrow \Lambda(1405)$.

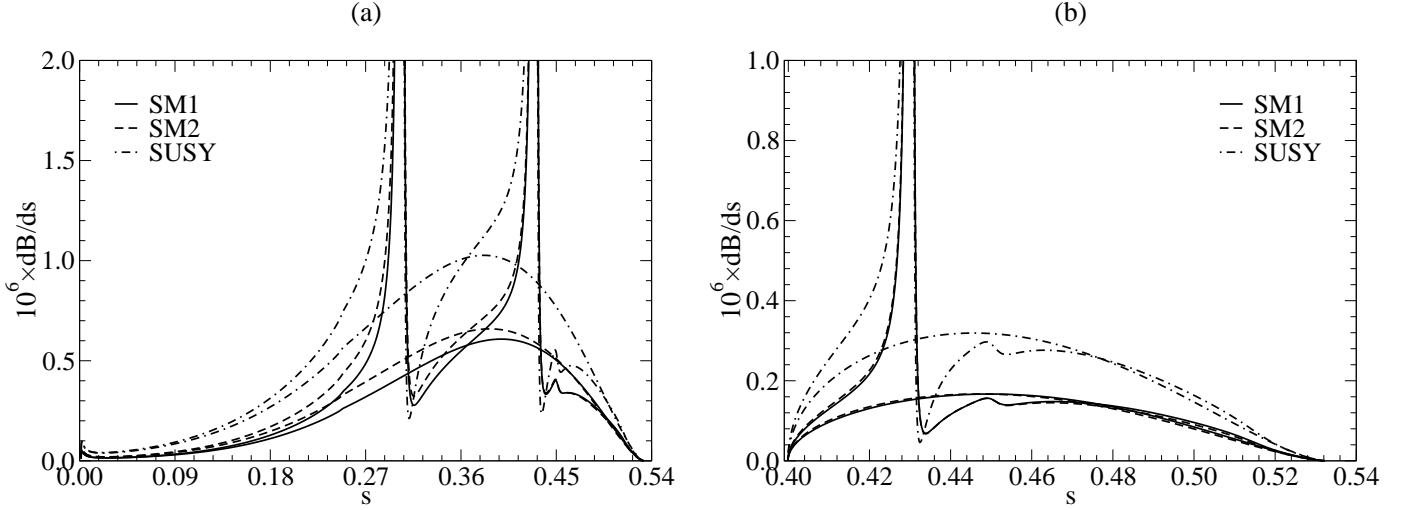
that decays to this state are the dominant rare decay mode of the Λ_b . The truncations of the quark currents and the form factors in SM1 have lead to significant underestimates of the BRs for decays to this state in both the μ and τ channels.

$$J^P = 1/2^-$$

Figs. 10(a) and (b) show the differential BRs to the lowest-lying $1/2^-$ state, the $\Lambda(1405)$, assuming that it is a three-quark state (there is at least one other suggestion for the structure of this state in the literature [74]). From the graphs, it can be seen that SM2 predicts a larger BR than SM1, and this is seen in Tables VIII and IX. The SUSY BRs are significantly larger in both decay channels over the entire kinematic range.

$$J^P = 3/2^-$$

Figs. 11(a) and (b) show the differential BRs for decays to $\Lambda(1520)$. The curves indicate that SM1 and SM2 make similar predictions for this channel, and this is borne out by the numbers in Tables VIII and IX. The SUSY rates are

FIG. 11: Same as Fig. 8 but for $\Lambda_b \rightarrow \Lambda(1520)$.TABLE X: Integrated forward-backward asymmetry for $\Lambda_b \rightarrow \Lambda^{(*)} \mu^+ \mu^-$. The columns are labeled as in Table VIII.

State, J^P	LD	SM1	SM2	SUSY	LCSR	QCDSR	PM
$\Lambda(1115) 1/2^+$	a	-0.1336	-0.1216	-0.1626	-0.0126	-0.1318	-0.1209
	b	-0.1127	-0.1026	-0.1486	-0.0091	-0.1108	-0.1011
$\Lambda(1600) 1/2^+$	a	-0.0729	-0.0888	-0.1296	—	—	—
	b	-0.0575	-0.0732	-0.1150	—	—	—
$\Lambda(1405) 1/2^-$	a	-0.1005	-0.1218	-0.1607	—	—	—
	b	-0.0821	-0.1015	-0.1449	—	—	—
$\Lambda(1520) 3/2^-$	a	-0.0687	-0.0745	-0.1196	—	—	—
	b	-0.0566	-0.0619	-0.1063	—	—	—
$\Lambda(1890) 3/2^+$	a	-0.0475	-0.0714	-0.1118	—	—	—
	b	-0.0439	-0.0633	-0.0980	—	—	—
$\Lambda(1820) 5/2^+$	a	-0.0142	-0.0313	-0.0840	—	—	—
	b	-0.0260	-0.0298	-0.0753	—	—	—

larger in both the μ and τ channels. For this state, SM2b predicts that the BR into this state is very similar to the BR into the ground state.

We conclude this section by noting that our SM1, SM2, and SUSY predictions agree with the more recent and more precise measurement of the LHCb collaboration. SM1 predicts that decays to the ground state dominate the rare decays of the Λ_b in the μ channel, but SM2b indicates that decays to the first radial excitation are the dominant mode, with the BR for $\Lambda(1520)$ being similar in magnitude to the BR for the ground state. In addition, the BR for the $\Lambda(1405)$ mode is only slightly smaller than the BR for decays the ground state. These results imply that searches for rare decays of the Λ_b , such as those being carried out by the LHCb collaboration, should include excited final states, as the BRs for these decay modes can be sizable. This is consistent with the current experimental status in the rare decays of the B meson, where decays to the K and K^* account for less than half of the inclusive dileptonic decay rate.

C. Lepton Asymmetries

1. Lepton Forward-Backward Asymmetries

The differential forward-backward asymmetries (FBAs) $\mathcal{A}_{FB}(\hat{s})$ are shown in Figs. 12-15. The key to the curves is the same as the differential BRs. In addition to the differential asymmetries, the zeroes in the asymmetries also contain information on the Wilson coefficients, and are therefore of interest. It is also useful to introduce the integrated

TABLE XI: Integrated forward-backward asymmetry for $\Lambda_b \rightarrow \Lambda^{(*)}\tau^+\tau^-$. The columns are labeled as in Table VIII.

State, J^P	LD	SM1	SM2	SUSY	LCSR	QCDSR	PM
$\Lambda(1115) 1/2^+$	a	-0.0337	-0.0297	-0.0241	-0.0066	-0.0391	-0.0335
	b	-0.0318	-0.0280	-0.0238	-0.0060	-0.0371	-0.0317
$\Lambda(1600) 1/2^+$	a	-0.0118	-0.0105	-0.0086	—	—	—
	b	-0.0106	-0.0094	-0.0082	—	—	—
$\Lambda(1405) 1/2^-$	a	-0.0219	-0.0240	-0.0189	—	—	—
	b	-0.0203	-0.0222	-0.0183	—	—	—
$\Lambda(1520) 3/2^-$	a	-0.0072	-0.0076	-0.0067	—	—	—
	b	-0.0063	-0.0067	-0.0064	—	—	—
$\Lambda(1890) 3/2^+$	a	-0.0003	-0.0015	-0.0013	—	—	—
	b	-0.0002	-0.0010	-0.0010	—	—	—
$\Lambda(1820) 5/2^+$	a	0.0019	0.0013	0.0001	—	—	—
	b	0.0006	0.0014	0.0002	—	—	—

TABLE XII: Zeroes of the forward-backward asymmetry for $\Lambda_b \rightarrow \Lambda^{(*)}\mu^+\mu^-$ without LD contributions. The columns are labeled as in Table VIII.

State, J^P	SM1		SM2		SUSY	LCSR	QCDSR	PM
$\Lambda(1115) 1/2^+$	0.097		0.094		—	0.189	0.112	0.112
$\Lambda(1600) 1/2^+$	0.134		0.094		—	—	—	—
$\Lambda(1405) 1/2^-$	0.123		0.098		—	—	—	—
$\Lambda(1520) 3/2^-$	0.108	0.522	0.095	0.524	0.527	—	—	—
$\Lambda(1890) 3/2^+$	0.106	0.430	0.094	0.437	0.438	—	—	—
$\Lambda(1820) 5/2^+$	0.127	0.417	0.105	0.429	0.440	—	—	—

forward-backward asymmetry $\langle \mathcal{A}_{FB} \rangle$ in order to characterize the typical value of the FBA. This integrated FBA is defined as

$$\langle \mathcal{A}_{FB} \rangle = \int_{4\hat{m}_\ell^2}^{(1-\sqrt{r})^2} \mathcal{A}_{FB}(\hat{s}) d\hat{s}. \quad (79)$$

The integrated FBAs we obtain are shown in Tables X and XI. The column labels have the same meaning as with the branching ratios shown in Tables VIII and IX. We also compare our model predictions with LCSR, QCDSR and PM predictions for transitions to the ground state using SM Wilson coefficients and Eqs. 63-69. Tables XII and XIII show the locations of the zeroes in the FBAs without LD contributions.

$$J^P = 1/2^+$$

Figs. 12(a) and (b) show the differential FBAs for decays to the ground state, in the μ and τ channels, respectively. The values of the integrated asymmetries, $\langle \mathcal{A}_{FB} \rangle$, obtained in the SM1 and SM2 models, agree well with QCDSR and PM predictions for both channels, but is roughly an order of magnitude larger than LCSR predictions. It is very interesting to note that for this final state, the integrated asymmetry appears to be largely independent of the model employed for the form factors. The results of QCDSR and PM are consistent with this observation, but the results

TABLE XIII: Zeroes of the forward-backward asymmetry for $\Lambda_b \rightarrow \Lambda^{(*)}\tau^+\tau^-$ without LD contributions. The columns are labeled as in Table VIII.

State, J^P	SM1	SM2	SUSY
$\Lambda(1520) 3/2^-$	0.522	0.524	0.527
$\Lambda(1890) 3/2^+$	0.431	0.437	0.438
$\Lambda(1820) 5/2^+$	0.416	0.428	0.440

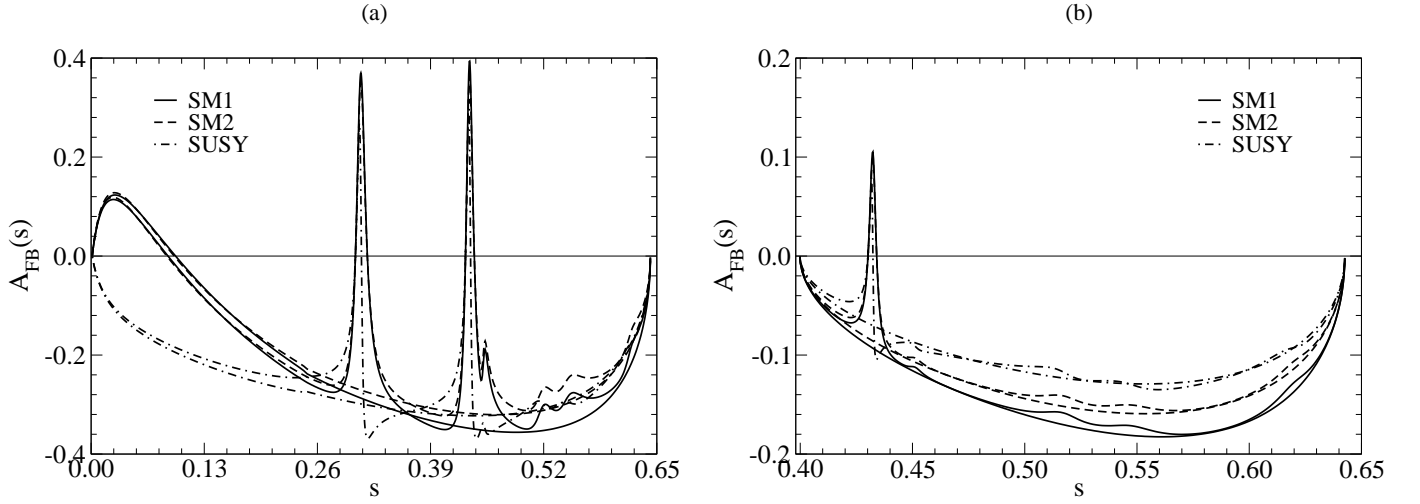


FIG. 12: $\mathcal{A}_{FB}(\hat{s})$ for (a) $\Lambda_b \rightarrow \Lambda(1115)\mu^+\mu^-$ and (b) $\Lambda_b \rightarrow \Lambda(1115)\tau^+\tau^-$. The solid curves arise from the SM1 model, the dashed curves from SM2, and the dot-dashed curves from the SUSY scenario.

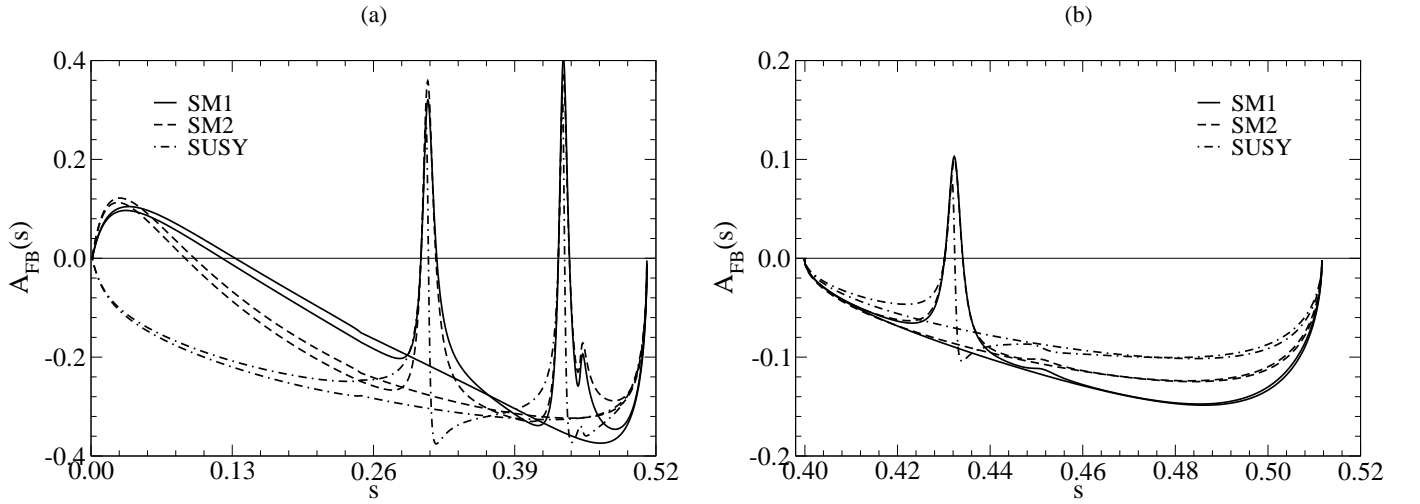


FIG. 13: Same as Fig. 12 but for $\Lambda_b \rightarrow \Lambda(1600)$.

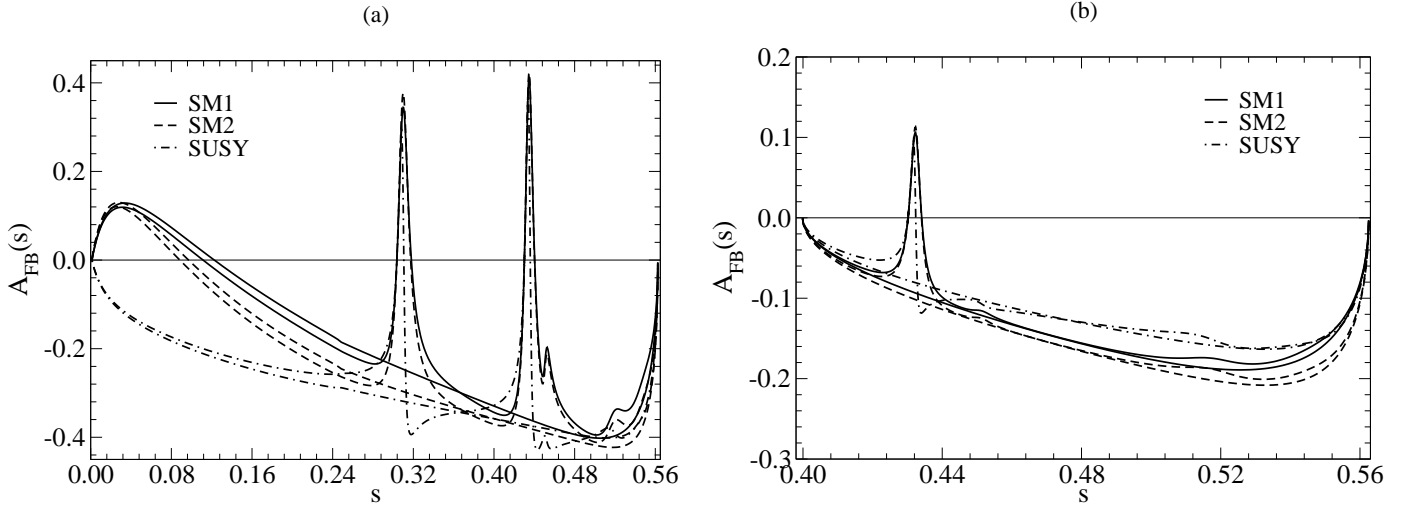
of LCSR depart significantly from this. The curves of Figs. 12(a) and (b) also indicate that the differential FBA for decays to this state are largely independent of the SCA or MCN form factors used.

The FBAs for decays to $\Lambda(1600)$ for the μ and τ channels are shown in Figs. 13(a) and (b), respectively. In the μ channel, the SM1 and SM2 models lead to significantly different FBAs over most of the kinematic range, and this is reflected in the values of the integrated FBAs. In addition, the locations of the zeroes are quite different in the two models. In the τ channel, the curves from the SM1 and SM2 models are closer than in the μ channel, and the integrated FBAs are very close.

The condition for the position of the zero(s) for decays to states with $J^P = 1/2^+$ is [52]

$$\text{Re}(C_9^* C_{10}) = \frac{2\hat{m}_b}{\hat{s}_0} \text{Re}(C_7^* C_{10}) \left(\frac{F_1^T G_1 - G_1^T F_1}{2m_{\Lambda_b} F_1 G_1} \right). \quad (80)$$

This relation holds for $J^P = 1/2^-$ as well. From this relation, we see that \hat{s}_0 depends on the two combinations of Wilson coefficients, $\text{Re}(C_7^* C_{10})$ and $\text{Re}(C_9^* C_{10})$, and a ratio of form factors. For this final state, there is a single possible zero when LD contributions are omitted: LD contributions introduce other zeroes, as can be clearly seen in Figs. 12(a) and 13(a). Using the form factors obtained in the two models we consider, the values of \hat{s}_0 are shown in Table XII for the μ channel. These values are in good agreement with QCDSR and PM predictions. However, the LCSR result is nearly twice as large as our result.

FIG. 14: Same as Fig. 12 but for $\Lambda_b \rightarrow \Lambda(1405)$.

For decays to states with $J = 1/2$, apart from the endpoints and resonance regions, there are no zeroes in the FBAs in either channel for the SUSY model we use. The zeroes that occur in the SM scenarios can be traced to the opposite signs of C_7 and C_9 . In the SUSY model that we employ here, C_7 and C_9 have the same sign, and the condition for the zero in Eq. 80 can no longer be satisfied. In addition, in the τ channel, even in the SM1 and SM2 scenarios, no zeroes are possible, apart from those induced by the resonance effects.

$$J^P = 1/2^-$$

The FBAs predicted for decays to the $\Lambda(1405)$ are shown in Fig. 14. In these figures, we see that the predictions from SM1 and SM2 are somewhat different, and the locations of the zero are also different (see Table XII). As with the decay to states with $J^P = 1/2^+$, there are no zeroes in the FBA in the SUSY scenario we consider here. There are also no zeroes, apart from those induced by the resonance contributions, in the τ channel for any of the scenarios considered.

$$J^P = 3/2^-$$

The predictions for the FBAs in the decays to the $\Lambda(1520)$ are shown in Fig. 15. The SM1 and SM2 models give slightly different asymmetries in the μ channel. Even without the LD contributions, the structure of the asymmetry arising from these decays is richer than in the decays to states with $J = 1/2$.

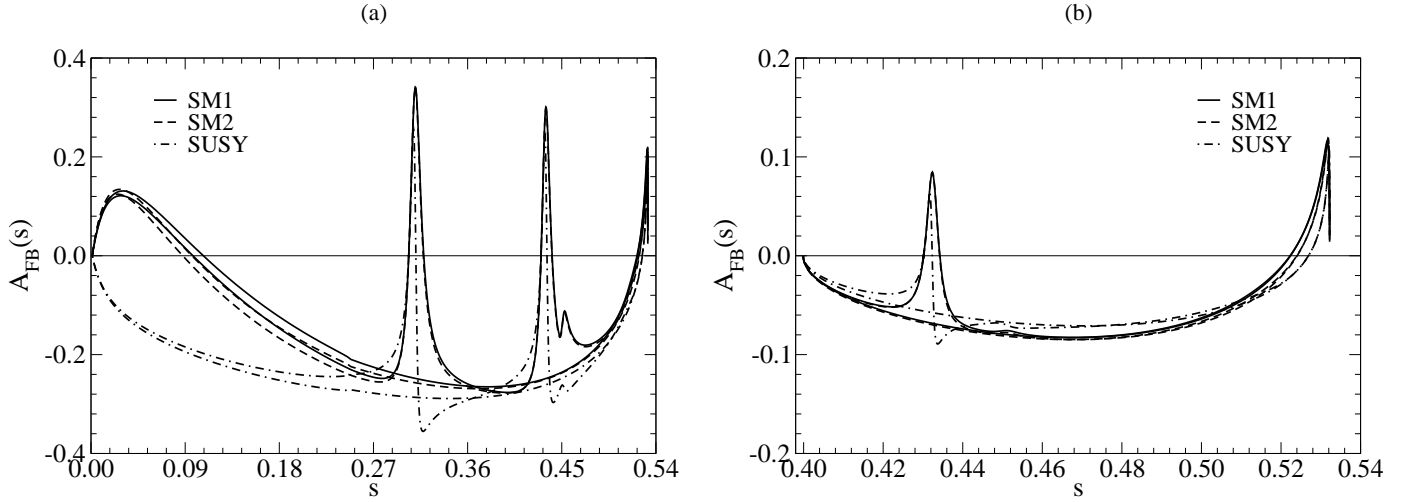
For $J^P = 3/2^-$, the condition for the positions of the zeroes is [52]

$$\text{Re}(C_9^* C_{10}) = \frac{2\hat{m}_b}{\hat{s}_0} \text{Re}(C_7^* C_{10}) \left(\frac{X_1}{2m_{\Lambda_b} Y_1} \right), \quad (81)$$

where

$$\begin{aligned} X_1 &= -\frac{\phi(\hat{s}_0)}{r} (F_1^T G_1 - G_1^T F_1) + y^-(\hat{s}_0) (F_1^T G_4 - G_4^T F_1) + \\ &\quad y^+(\hat{s}_0) (F_4^T G_1 - G_1^T F_4) + 2 (F_4^T G_4 - G_4^T F_4), \\ Y_1 &= -\frac{\phi(\hat{s}_0)}{r} F_1 G_1 + y^-(\hat{s}_0) F_1 G_4 + y^+(\hat{s}_0) F_4 G_1 + 2 F_4 G_4. \end{aligned} \quad (82)$$

Here $\phi(\hat{s}) = (1-r)^2 - 2(1+r)\hat{s} + \hat{s}^2$ and $y^\pm(\hat{s}) = [(1 \pm \sqrt{r})^2 - \hat{s}]/\sqrt{r}$. Similar expressions can be found for $J^P = 3/2^+, 5/2^+$. [52] As we can see in Fig. 15, apart from the resonance region, there are two zeroes for this mode in the μ channel in the SM. The zero at the larger value of \hat{s} is also present in the τ channel. This is quite different from the case with $J = 1/2$ where there is only one zero in the μ channel and none for the τ . The positions of the

FIG. 15: Same as Fig. 12 but for $\Lambda_b \rightarrow \Lambda(1520)$.

zeroes in the μ channel are shown in Table XII. In the SUSY scenario that we explore, there is only one zero in the μ channel, and it sits at $\hat{s} = 0.527$. In the τ channel, there is a single zero in the FBA, and its position is largely independent of the model used for the form factors.

The zeroes for the FBAs in decays to states with spin 1/2, along with the first zero in decays to the states with higher spin that we have considered, all lie relatively close to each other, despite the more complicated expression for the location of the zeroes for the states with higher spin. However, in Eq. 82 terms in F_4 , G_4 , F_4^T and G_4^T are negligible (they are exactly zero in the limit of an infinitely heavy b quark), so that the expression for the location of the zeroes reduces to one that is identical to the case of spin 1/2, Eq. 80. Furthermore

$$\frac{F_1^T G_1 - G_1^T F_1}{2m_{\Lambda_b} F_1 G_1} \approx 1 + \mathcal{O}\left(\frac{\xi_2}{\xi_1}\right) + \mathcal{O}\left(\frac{\Lambda_{\text{QCD}}}{m_b}\right), \quad (83)$$

for states with natural parity, or

$$\frac{F_1^T G_1 - G_1^T F_1}{2m_{\Lambda_b} F_1 G_1} \approx 1 + \mathcal{O}\left(\frac{\zeta_2}{\zeta_1}\right) + \mathcal{O}\left(\frac{\Lambda_{\text{QCD}}}{m_b}\right), \quad (84)$$

for states with unnatural parity, for the states we have examined. This means that the location of the zero, up to corrections $\mathcal{O}\left(\frac{\Lambda_{\text{QCD}}}{m_b}\right)$ and $\mathcal{O}\left(\frac{\xi_2}{\xi_1}\right)$ or $\mathcal{O}\left(\frac{\zeta_2}{\zeta_1}\right)$, is approximately given by

$$\hat{s}_0 \approx -2\hat{m}_b \frac{\text{Re}(C_7^* C_{10})}{\text{Re}(C_9^* C_{10})}, \quad (85)$$

independent of the angular momentum of the final state (at least, up to spin 5/2), and of the form factors. Using the SM Wilson coefficients along with the physical mass of the Λ_b and the accepted mass of the b quark, this gives a value of 0.121. This number, obtained in this simplifying limit, is in surprisingly good agreement with the values of the lower zeroes shown in Table XII, for all states. Of course, there must be deviations from this simple limit, as the b quark is not infinitely heavy. However, it may be possible to systematically estimate the corrections to the value of 0.121.

In addition, in the limit of an infinitely heavy b quark, the location of the zeroes is given by Eq. 85 (up to the corrections mentioned), since F_4 , G_4 , F_4^T and G_4^T all vanish explicitly in this limit. This means that in this limit, there can only be one zero in the FBAs if the form factors are treated in the strict heavy-quark limit. This also means that the location of this second zero may be sensitively dependent on the form factors, the angular momentum of the state being considered and, of course, on the Wilson coefficients. Surprisingly, the results shown in Table XIII suggest that the most important dependence is the angular momentum of the daughter baryon.

We conclude this section by returning to the discussion near the end of Section III B. There, it was pointed out that use of the HQET relations among form factors indicated that the shapes of the FBAs would be largely independent of the quantum numbers of the final state, and would be determined largely by the Wilson coefficients and kinematics. In

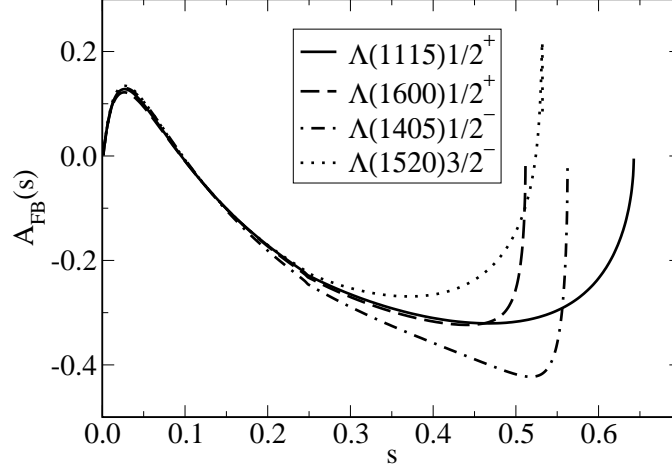


FIG. 16: Forward-backward asymmetry for the different final states treated. The solid curve is for the ground state $\Lambda(1115)$, the dashed curve arises from the $\Lambda(1600)$, the dot-dashed curve is for the $\Lambda(1405)$, and the dotted curve is for the $\Lambda(1520)$. For values of s less than about 0.2, the four curves are indistinguishable.

Fig. 16, the FBAs for all of the states we consider are shown on the same set of axes. The long-distance contributions from the charmonium resonances are omitted, and the results shown are for the muon, using the full form factors from the MCN calculation. The curves are essentially identical with each other for s between 0.0 and about 0.2, after which the curves deviate from each other. However, the curves for the two $\frac{1}{2}^+$ states remain close beyond $s = 0.4$. The deviations should not be too surprising as ξ_2/ξ_1 near the non-recoil point is sizeable for some of these states (see table V).

2. Lepton Polarization Asymmetry

2.1. Longitudinal Lepton Polarization Asymmetries

The differential longitudinal lepton polarization asymmetry (LLPA) \mathcal{P}_L^- is shown in Figs. 17-21. In Figs. 18-21, the legends are the same as those for the differential BRs and FBAs in Figs. 8-15. In order to characterize the typical values of the LLPA, we introduce the integrated LLPA, which is defined as

$$\langle \mathcal{P}_L^\pm \rangle = \int_{4\hat{m}_\ell^2}^{(1-\sqrt{r})^2} \mathcal{P}_L^\pm(\hat{s}) d\hat{s}. \quad (86)$$

Since $\mathcal{P}_L^+ = -\mathcal{P}_L^-$, we will only discuss \mathcal{P}_L^- . The integrated LLPAs we obtain are shown in Tables XIV and XV. The column labels have the same meaning as with the branching ratios shown in Tables VIII and IX. We also compare our model predictions with LCSR, QCDSR and PM predictions for transitions to the ground state using SM Wilson coefficients and Eqs. 63, 64, 67, 68, 70.

$$J^P = 1/2^+$$

In Fig. 17, we show the differential LLPA as a functions of q^2 for decays to the ground state, $\Lambda(1115)$ for the SM2 case. Also shown in that figure are the results obtained for the free-quark process $b \rightarrow s \ell^+ \ell^-$, and the leading order HQET result with no form factor dependence, $\mathcal{D}_L^{(0)-}/\mathcal{D}_0^{(0)}$. It can be seen that these curves are nearly indistinguishable. The closeness of the results obtained in the different limits is examined by plotting

$$\frac{P_{L\text{MCN}}^- - P_{L\text{HQET}}^-}{P_{L\text{HQET}}^-},$$

TABLE XIV: Integrated longitudinal lepton polarization asymmetry for $\Lambda_b \rightarrow \Lambda^{(*)} \mu^+ \mu^-$ in units of 10^{-2} . The columns are labeled as in Table VIII.

State, J^P	LD	SM1	SM2	SUSY	LCSR	QCDSR	PM
$\Lambda(1115) 1/2^+$	a	-58.1	-58.3	-53.1	-60.6	-60.1	-59.1
	b	-51.6	-51.7	-49.0	-53.9	-54.5	-52.6
$\Lambda(1600) 1/2^+$	a	-45.4	-45.6	-41.3	—	—	—
	b	-40.1	-40.4	-37.1	—	—	—
$\Lambda(1405) 1/2^-$	a	-49.7	-50.1	-45.6	—	—	—
	b	-43.9	-44.3	-41.4	—	—	—
$\Lambda(1520) 3/2^-$	a	-46.7	-47.2	-42.9	—	—	—
	b	-41.4	-41.8	-38.7	—	—	—
$\Lambda(1890) 3/2^+$	a	-38.1	-38.3	-34.9	—	—	—
	b	-34.1	-34.3	-30.3	—	—	—
$\Lambda(1820) 5/2^+$	a	-38.7	-39.7	-36.1	—	—	—
	b	-34.3	-35.1	-31.8	—	—	—

TABLE XV: Integrated longitudinal lepton polarization asymmetry for $\Lambda_b \rightarrow \Lambda^{(*)} \tau^+ \tau^-$ in units of 10^{-2} . The columns are labeled as in Table VIII.

State, J^P	LD	SM1	SM2	SUSY	LCSR	QCDSR	PM
$\Lambda(1115) 1/2^+$	a	-10.7	-10.8	-8.2	-11.5	-11.8	-11.0
	b	-10.2	-10.3	-8.1	-11.0	-11.4	-10.5
$\Lambda(1600) 1/2^+$	a	-3.4	-3.5	-2.6	—	—	—
	b	-3.1	-3.2	-2.5	—	—	—
$\Lambda(1405) 1/2^-$	a	-5.9	-6.0	-4.5	—	—	—
	b	-5.5	-5.6	-4.4	—	—	—
$\Lambda(1520) 3/2^-$	a	-4.6	-4.7	-3.4	—	—	—
	b	-4.2	-4.3	-3.2	—	—	—
$\Lambda(1890) 3/2^+$	a	-0.81	-0.79	-0.58	—	—	—
	b	-0.54	-0.52	-0.46	—	—	—
$\Lambda(1820) 5/2^+$	a	-1.4	-1.4	-0.99	—	—	—
	b	-1.1	-1.1	-0.89	—	—	—

shown as the graph (c) in Fig. 17. In that graph, the solid curve is obtained for the μ^- , while the dashed curve is for the τ^- . Except for a small region at low s in the case of the μ^- , the difference between the two results is less than about 1.5% for most of the kinematic range allowed. For the τ the difference is larger, growing to about 2.5%. Note that an analogous quantity calculated for the HQET and LO (no form factor dependence) results shows a maximum deviation of 0.04%.

Fig. 18 shows these same LLPAs as a function of \hat{s} for the SM1, SM2, and SUSY cases with and without LD contributions. The solid curves represent the results of SM1, the dashed curves are SM2 results, while SUSY results are the dot-dashed curves. The curves for the SM1 and SM2 cases are nearly indistinguishable over the entire kinematic range for the both the μ and τ channels. However, we see that there is a significant difference between the SM predictions and the SUSY result in both channels. These observations are borne out by the results presented in Tables XIV and XV. We also see from these tables that there is general agreement amongst our model results and those of LCSR, QCDSR and PM.

Fig. 19 shows the predictions for LLPAs for decays to $\Lambda(1600)$ for SM1, SM2, and SUSY models with both LD scenarios. The SM1 and SM2 results are essentially identical for both channels and this is reflected in the values of the integrated LLPAs. Again, the SM and SUSY results are quite different.

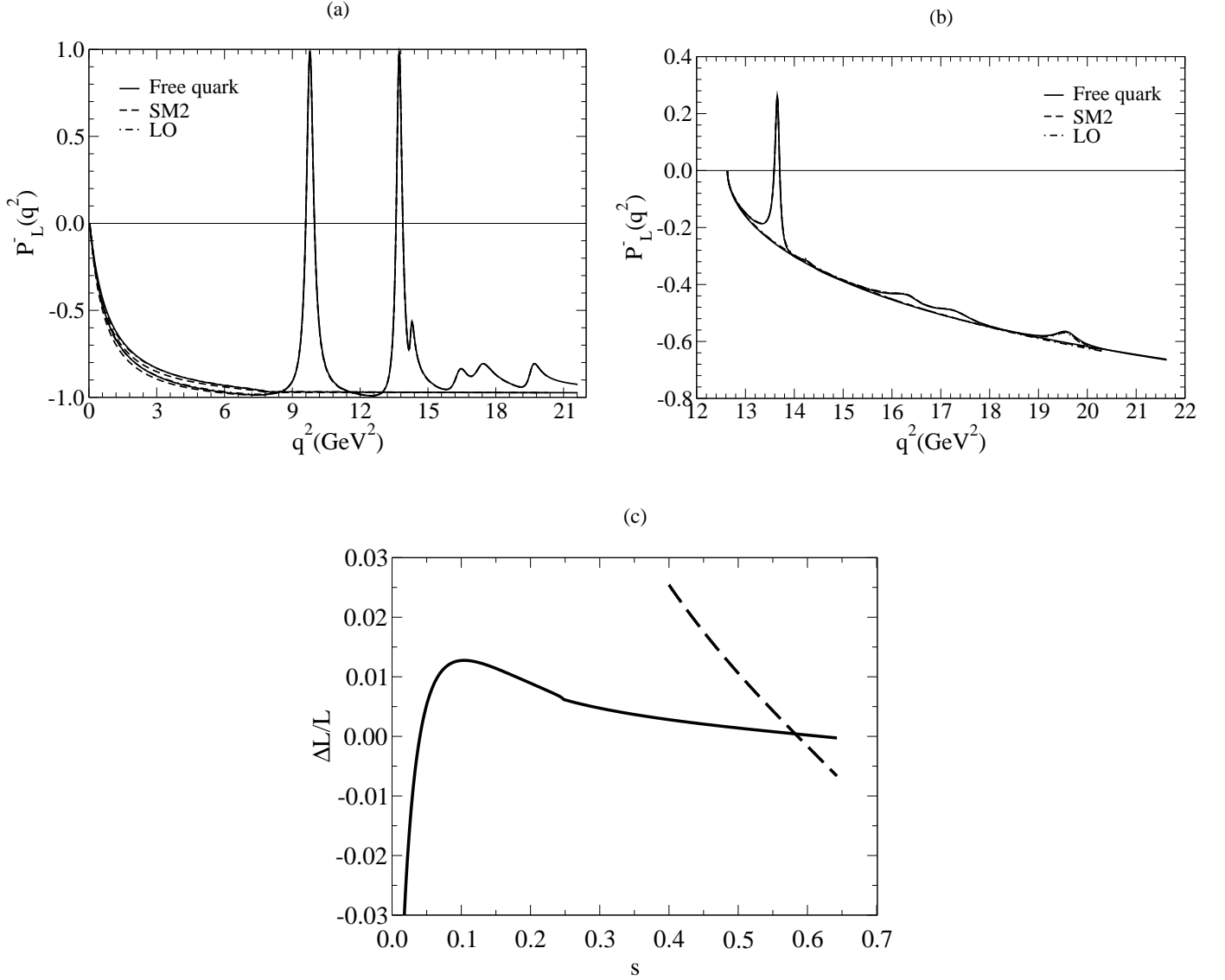


FIG. 17: $\mathcal{P}_L^-(q^2)$ for (a) $\Lambda_b \rightarrow \Lambda(1115)\mu^+\mu^-$ and (b) $\Lambda_b \rightarrow \Lambda(1115)\tau^+\tau^-$ without and with long distance (LD) contributions from charmonium resonances. The solid curves arise from the free quark process $b \rightarrow s\ell^+\ell^-$, while the dashed curves are the SM2 results, and the dot-dashed curves are the leading order SM results, $\mathcal{D}_L^{(0)-}/\mathcal{D}_0^{(0)}$. The curves in (c) show the quantity $\frac{P_{L,\text{full}}^- - P_{L,\text{HQET}}^-}{P_{L,\text{HQET}}^-}$. The solid curve is for the $\Lambda_b \rightarrow \Lambda\mu^+\mu^-$, while the dashed curve is for $\Lambda_b \rightarrow \Lambda\tau^+\tau^-$,

$$J^P = 1/2^-$$

The predictions for LLPAs for decays to $\Lambda(1405)$ are shown in Fig. 20. As can be seen, the predictions from SM1 and SM2 are nearly identical in both channels. The SUSY prediction is quite different from the SM predictions in both channels.

$$J^P = 3/2^-$$

In Fig. 21, the predictions for LLPAs for decays to $\Lambda(1520)$ are shown. These figures show that the predictions from SM1 and SM2 are nearly identical while the SUSY prediction is quite different in both channels.

We conclude this section with the following observations. The LLPAs are largely independent of the form factor models; thus, they are free of hadronic uncertainties. This makes them optimal for the extraction of $\text{Re}(C_7^*C_{10})$

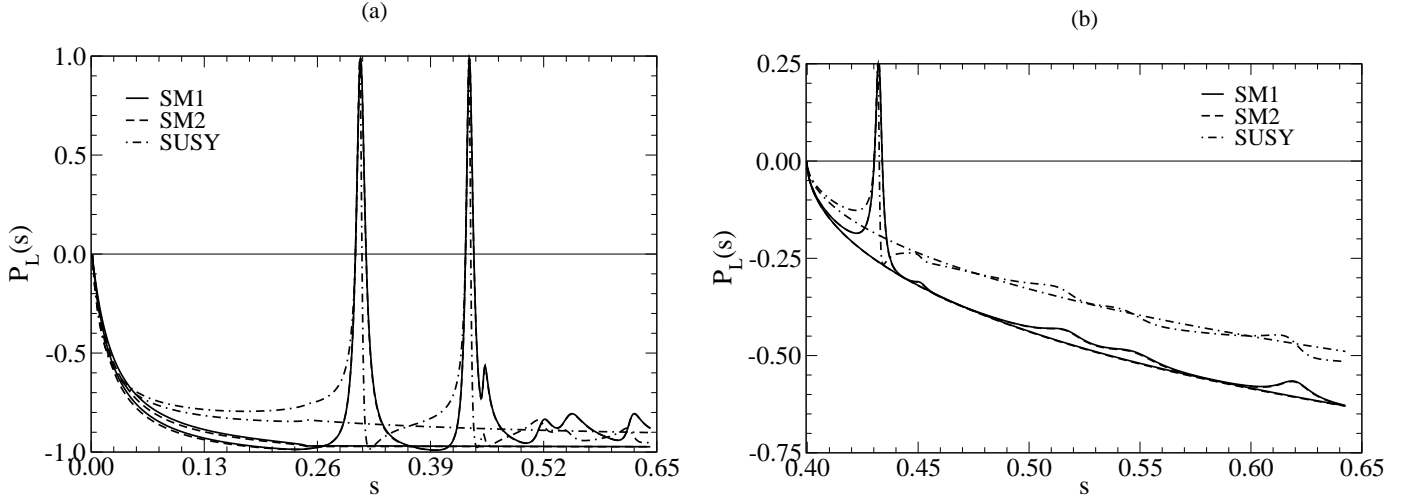


FIG. 18: $\mathcal{P}_L^-(\hat{s})$ for (a) $\Lambda_b \rightarrow \Lambda(1115)\mu^+\mu^-$ and (b) $\Lambda_b \rightarrow \Lambda(1115)\tau^+\tau^-$ without and with long distance (LD) contributions from charmonium resonances. The solid and dashed curves represent SLPAs obtained from SCA and MCN form factors, respectively. The dash-dotted curves represent a SUSY extension to the SM.

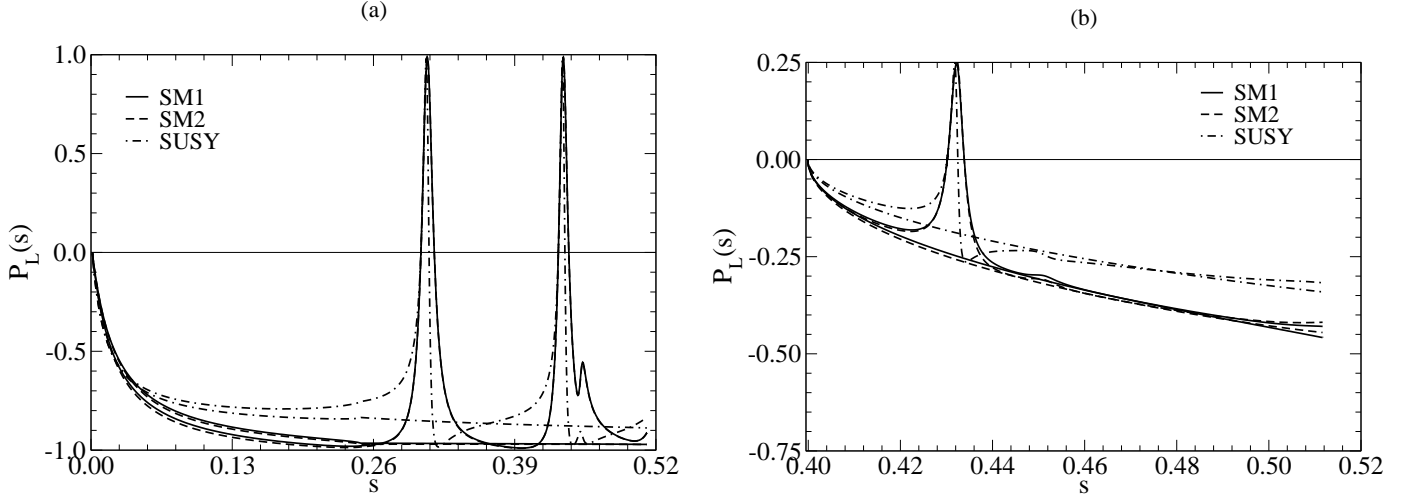
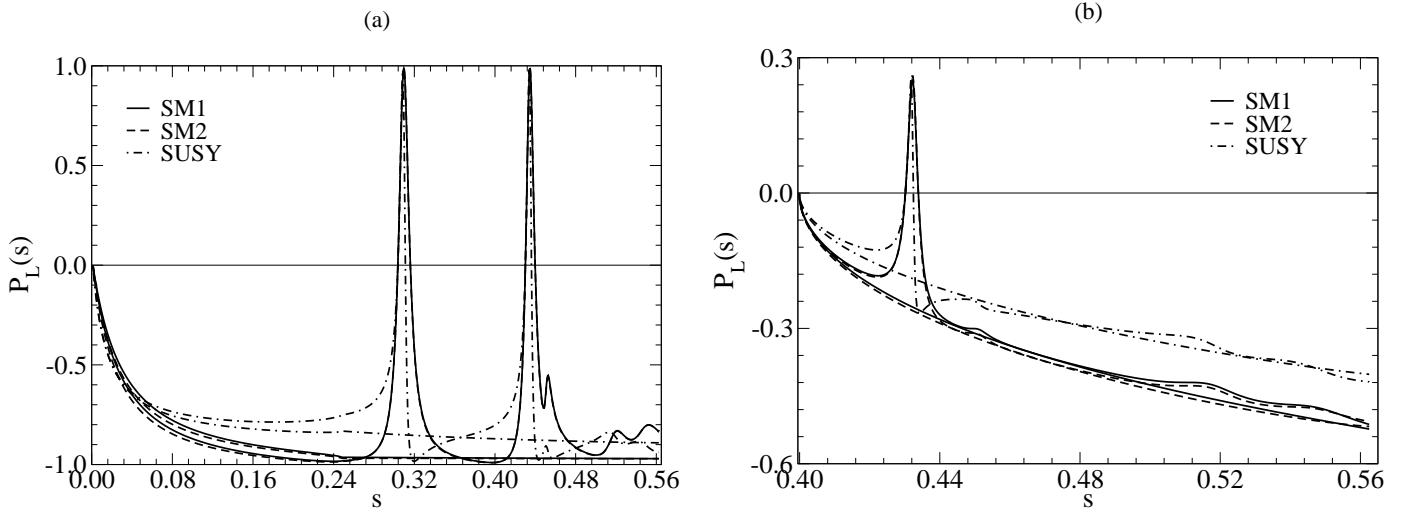
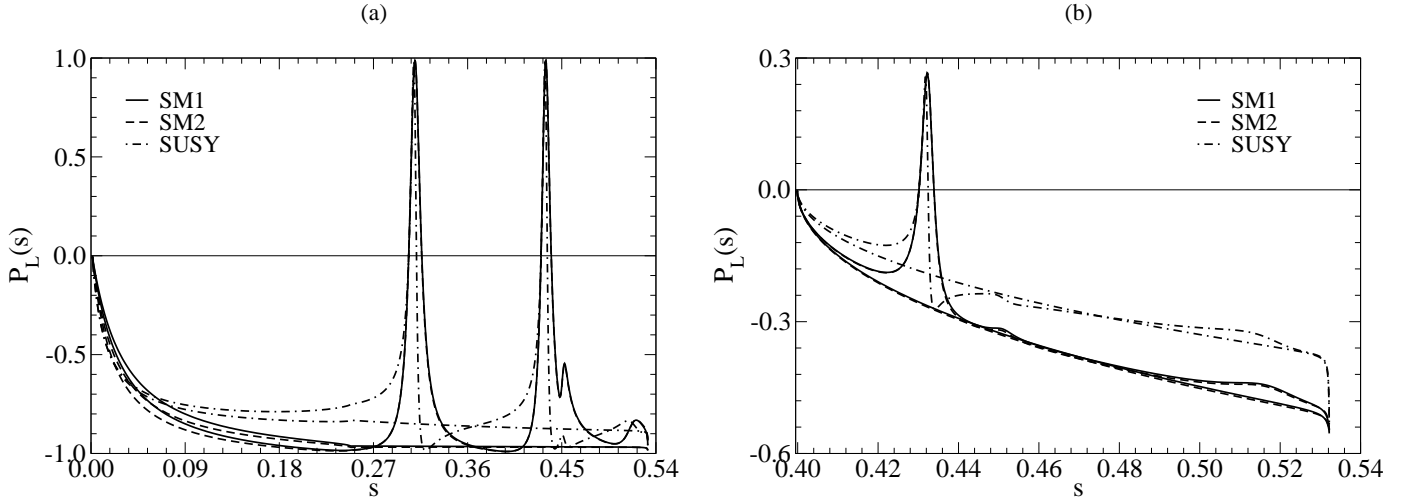


FIG. 19: Same as Fig. 18 but for $\Lambda_b \rightarrow \Lambda(1600)$.

and $\text{Re}(C_9^* C_{10})$ or their ratio. Additionally, it has been shown that this observable is quite sensitive to new physics. Because it is free of hadronic uncertainties, any deviation from SM predictions would be a clear signal of physics beyond the SM. Furthermore, Fig. 22 shows the prediction for this LLPA, plotted for all of the final states considered in this work, with the long distance contributions omitted. The results shown are obtained using the MCN form factors. The solid curve is for the ground state $\Lambda(1115)$, the dashed curve arises from the $\Lambda(1600)$, the dot-dashed curve is for the $\Lambda(1405)$, and the dotted curve is for the $\Lambda(1520)$. The four curves shown are indistinguishable from each other, indicating that this asymmetry is also independent of the final state considered. This conclusion does not change when the long-distance contributions are included. This is an astounding result, given that ξ_2/ξ_1 is as large as -0.6 at the kinematic end-point for two of the states considered.

2.2. Transverse Lepton Polarization Asymmetries

The differential transverse lepton polarization asymmetry (TLPA) \mathcal{P}_T^- is shown in Figs. 23-27. The legends in Figs. 24-27 are the same as those for the differential BRs and FBAs in Figs. 8-15. In order to characterize the typical

FIG. 20: Same as Fig. 18 but for $\Lambda_b \rightarrow \Lambda(1405)$.FIG. 21: Same as Fig. 18 but for $\Lambda_b \rightarrow \Lambda(1520)$.TABLE XVI: Integrated transverse lepton polarization asymmetry for $\Lambda_b \rightarrow \Lambda^{(*)}\mu^+\mu^-$ in units of 10^{-2} . The columns are labeled as in Table VIII.

State, J^P	LD	SM1	SM2	SUSY	LCSR	QCDSR	PM
$\Lambda(1115) 1/2^+$	a	-0.07	-0.07	-0.04	-0.02	-0.08	-0.07
	b	-0.12	-0.11	-0.07	-0.03	-0.13	-0.12
$\Lambda(1600) 1/2^+$	a	-0.05	-0.05	-0.03	—	—	—
	b	-0.06	-0.06	-0.04	—	—	—
$\Lambda(1405) 1/2^-$	a	-0.06	-0.07	-0.04	—	—	—
	b	-0.10	-0.11	-0.06	—	—	—
$\Lambda(1520) 3/2^-$	a	-0.04	-0.04	-0.02	—	—	—
	b	-0.05	-0.05	-0.03	—	—	—
$\Lambda(1890) 3/2^+$	a	-0.03	-0.04	-0.02	—	—	—
	b	-0.02	-0.03	-0.02	—	—	—
$\Lambda(1820) 5/2^+$	a	-0.02	-0.02	-0.01	—	—	—
	b	-0.01	-0.02	-0.01	—	—	—

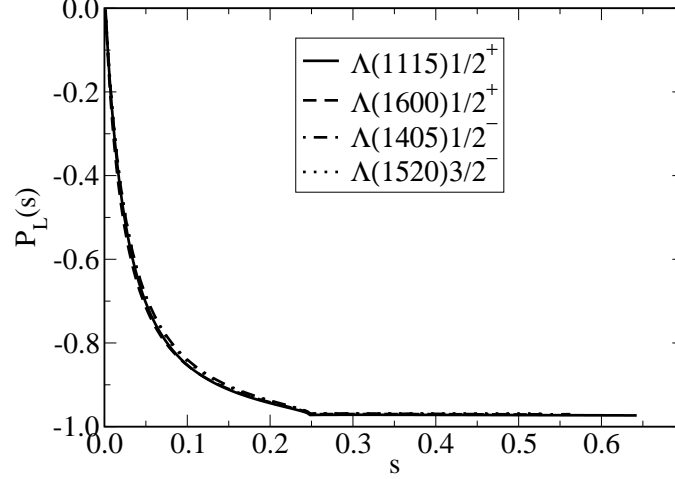


FIG. 22: LLPA for all of the states considered in this work, with the long-distance contributions omitted. The solid curve is for the ground state $\Lambda(1115)$, the dashed curve arises from the $\Lambda(1600)$, the dot-dashed curve is for the $\Lambda(1405)$, and the dotted curve is for the $\Lambda(1520)$. The curves for the different states are indistinguishable from each other.

TABLE XVII: Integrated transverse lepton polarization asymmetry for $\Lambda_b \rightarrow \Lambda^{(*)}\tau^+\tau^-$ in units of 10^{-2} . The columns are labeled as in Table VIII.

State, J^P	LD	SM1	SM2	SUSY	LCSR	QCDSR	PM
$\Lambda(1115) 1/2^+$	a	-0.33	-0.29	-0.14	-0.08	-0.38	-0.33
	b	-0.57	-0.50	-0.24	-0.14	-0.66	-0.57
$\Lambda(1600) 1/2^+$	a	-0.12	-0.11	-0.05	—	—	—
	b	-0.16	-0.14	-0.07	—	—	—
$\Lambda(1405) 1/2^-$	a	-0.22	-0.24	-0.11	—	—	—
	b	-0.38	-0.41	-0.20	—	—	—
$\Lambda(1520) 3/2^-$	a	-0.08	-0.08	-0.04	—	—	—
	b	-0.11	-0.11	-0.05	—	—	—
$\Lambda(1890) 3/2^+$	a	-0.01	-0.02	-0.01	—	—	—
	b	$\sim 10^{-3}$	-0.01	-0.01	—	—	—
$\Lambda(1820) 5/2^+$	a	0.01	$\sim 10^{-3}$	$\sim 10^{-3}$	—	—	—
	b	0.02	0.02	0.01	—	—	—

values of the TLPA, we introduce the integrated TLPA, which is defined as

$$\langle \mathcal{P}_T^\pm \rangle = \int_{4\hat{m}_\ell^2}^{(1-\sqrt{r})^2} \mathcal{P}_T^\pm(\hat{s}) d\hat{s}. \quad (87)$$

Since $\mathcal{P}_T^+ = \mathcal{P}_T^-$, we will only discuss \mathcal{P}_T^- . The integrated TLPAs we obtain are shown in Tables XVI and XVII. The column labels have the same meaning as with the branching ratios shown in Tables VIII and IX. We also compare our model predictions with LCSR, QCDSR and PM predictions for transitions to the ground state using SM Wilson coefficients and Eqs. 63, 64, 67, 68, and 71.

$$J^P = 1/2^+$$

In Fig. 23, we show the differential TLPAs for decays to $\Lambda(1115)$ for SM1 and SM2 cases. We also show results for HQET using the the SCA (HQET1) and MCN (HQET2) vector form factors, as well as leading order results with no form factor dependence, $\mathcal{D}_T^{(0)-}/\mathcal{D}_0^{(0)}$. It is clear from the figure that this observable depends more strongly on the form

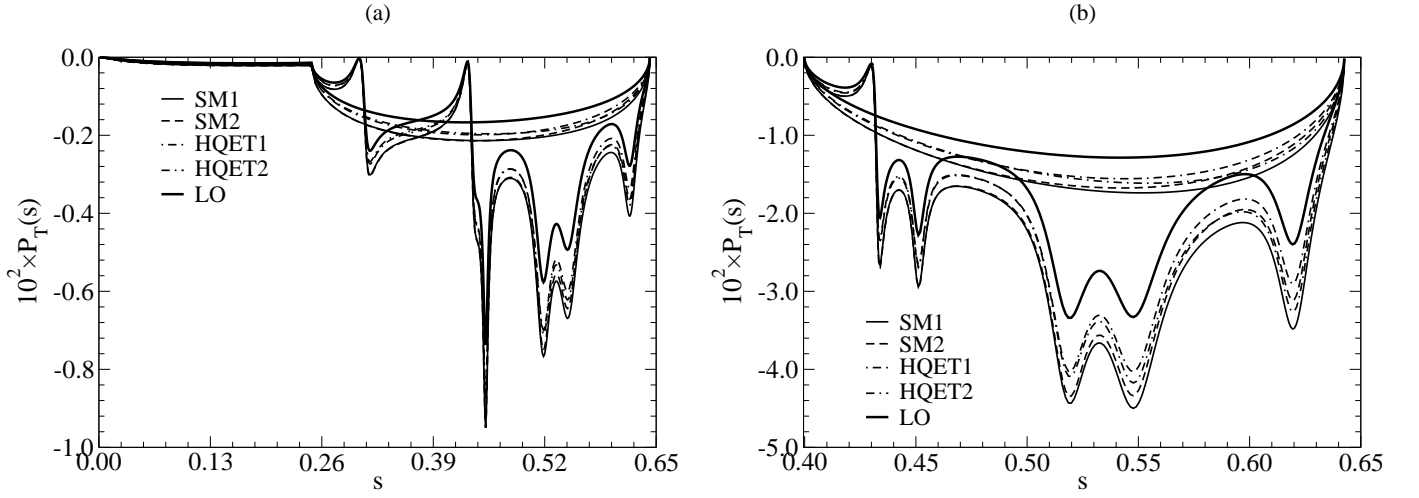


FIG. 23: $\mathcal{P}_T^-(\hat{s})$ for (a) $\Lambda_b \rightarrow \Lambda(1115)\mu^+\mu^-$ and (b) $\Lambda_b \rightarrow \Lambda(1115)\tau^+\tau^-$. The solid curves arise from the SM1 model, the dashed curves from SM2, the dot-dashed curves from HQET with the vector form factors from SCA model, the dash-dotted curves from HQET with the vector form factors from MCN model, and the thick solid curves from $\mathcal{D}_T^{(0)-}/\mathcal{D}_0^{(0)}$.

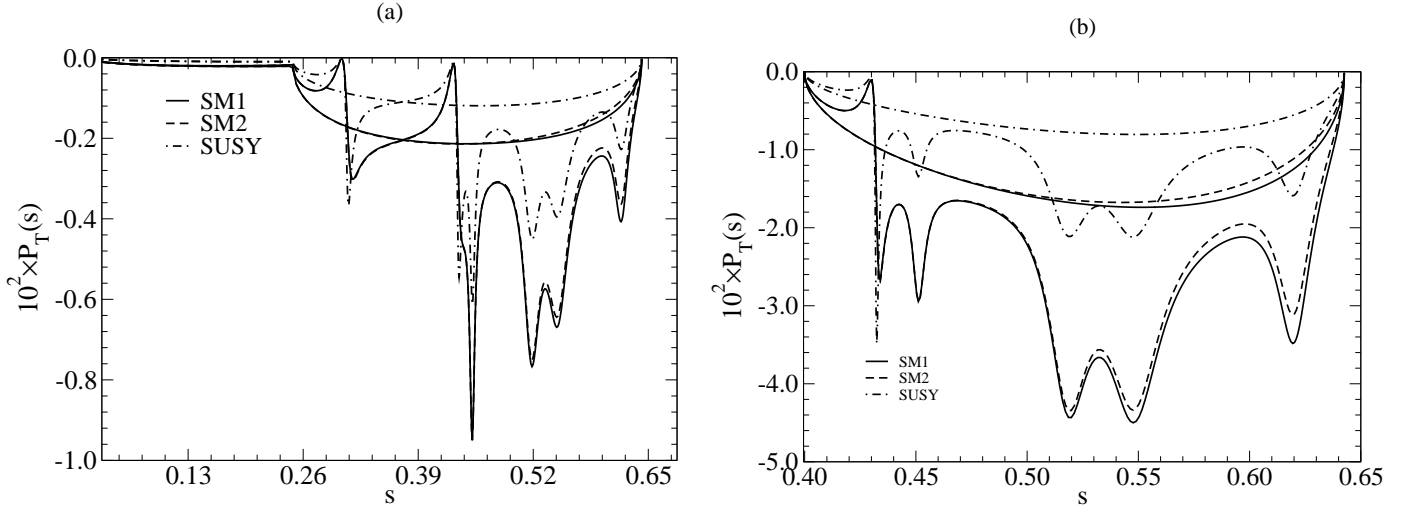
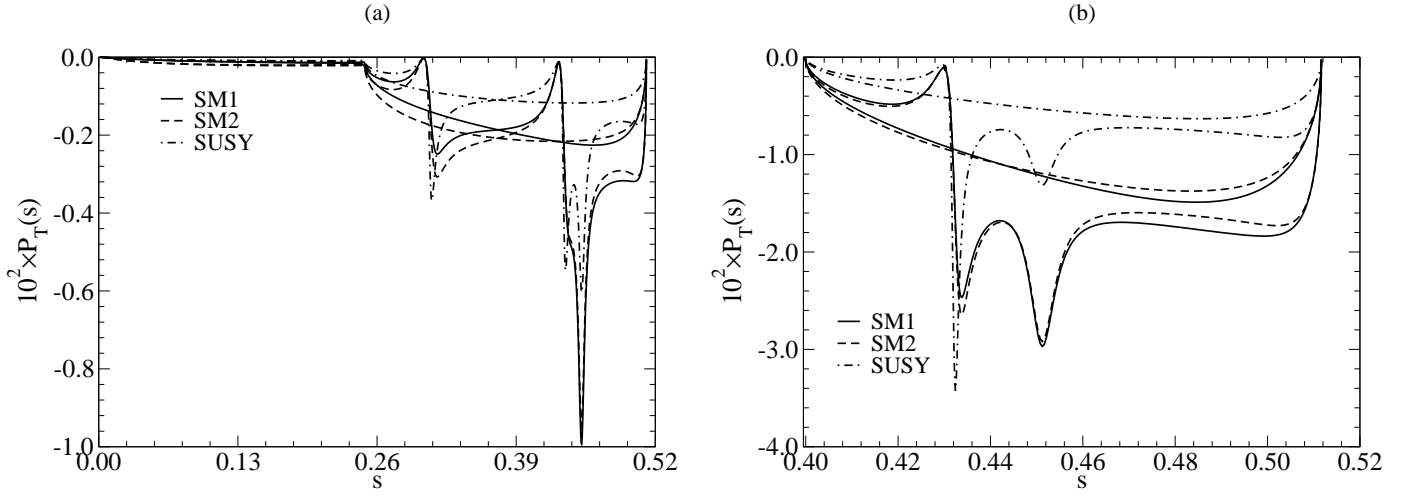
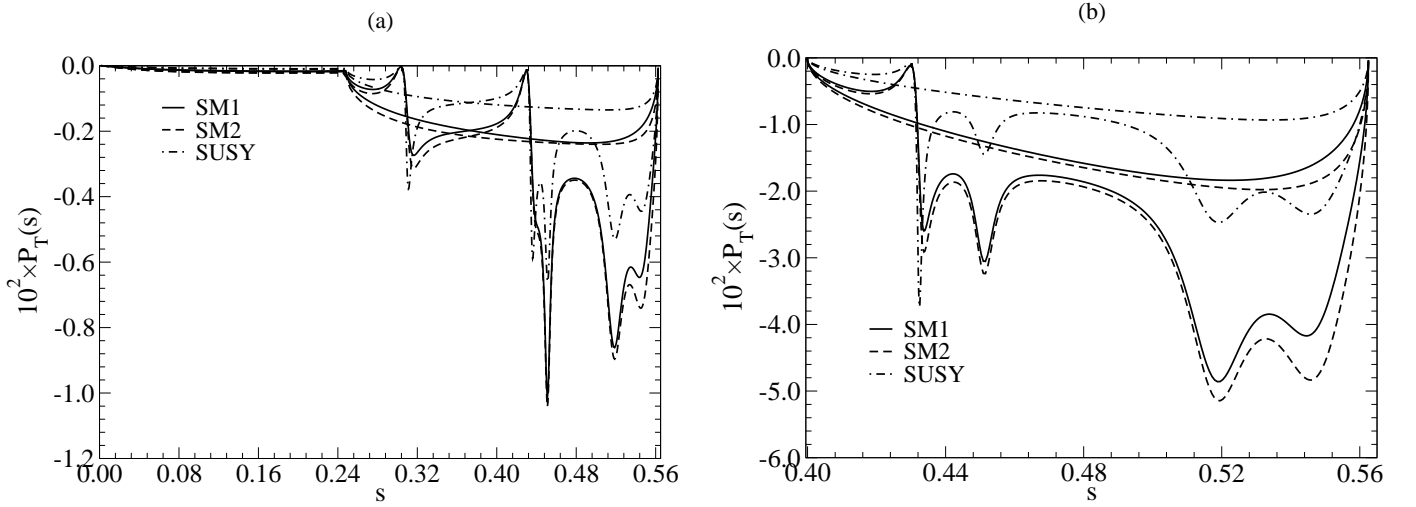


FIG. 24: $\mathcal{P}_T^-(\hat{s})$ for (a) $\Lambda_b \rightarrow \Lambda(1115)\mu^+\mu^-$ and (b) $\Lambda_b \rightarrow \Lambda(1115)\tau^+\tau^-$ without and with long distance (LD) contributions from charmonium resonances. The solid and dashed curves represent SLPAs obtained from SCA and MCN form factors, respectively. The dash-dotted curves represent a SUSY extension to the SM.

factors than do the LLPAs. However, as one can see, there is little distinction between the form factor models. The HQET1 and HQET2 curves are in strong agreement with each other, and the SM1 and SM2 curves are in reasonable agreement with each other as well. Though the TLPAs have a stronger dependence on the form factors, they appear to be essentially independent of the form factor model. This can also be seen from the results in Tables XVI and XVII. We see that the SM1 and SM2 predictions are in agreement with QCDSR and PM; however, LCSR prediction is different from the other SM predictions.

Figure 24 shows the differential TLPAs for decays to the ground state from the SM1, SM2, and SUSY cases with and without LD contributions. Again, we see that both SM predictions are in agreement in both channels. However, the SUSY curves are significantly different from the SM curves. This is supported by Tables XVI and XVII, where we see that the SUSY predictions are quite different from the various SM predictions for the integrated TLPAs.

In Fig. 25, we show differential TLPAs for transitions to $\Lambda(1600)$. The story here is the same as with decays to the ground state. The SM1 and SM2 results are in agreement with each other, but the SUSY values are quite different. This is borne out by the values of the integrated asymmetries that are presented in Tables XVI and XVII.

FIG. 25: Same as Fig. 24 but for $\Lambda_b \rightarrow \Lambda(1600)$.FIG. 26: Same as Fig. 24 but for $\Lambda_b \rightarrow \Lambda(1405)$.

$$J^P = 1/2^-$$

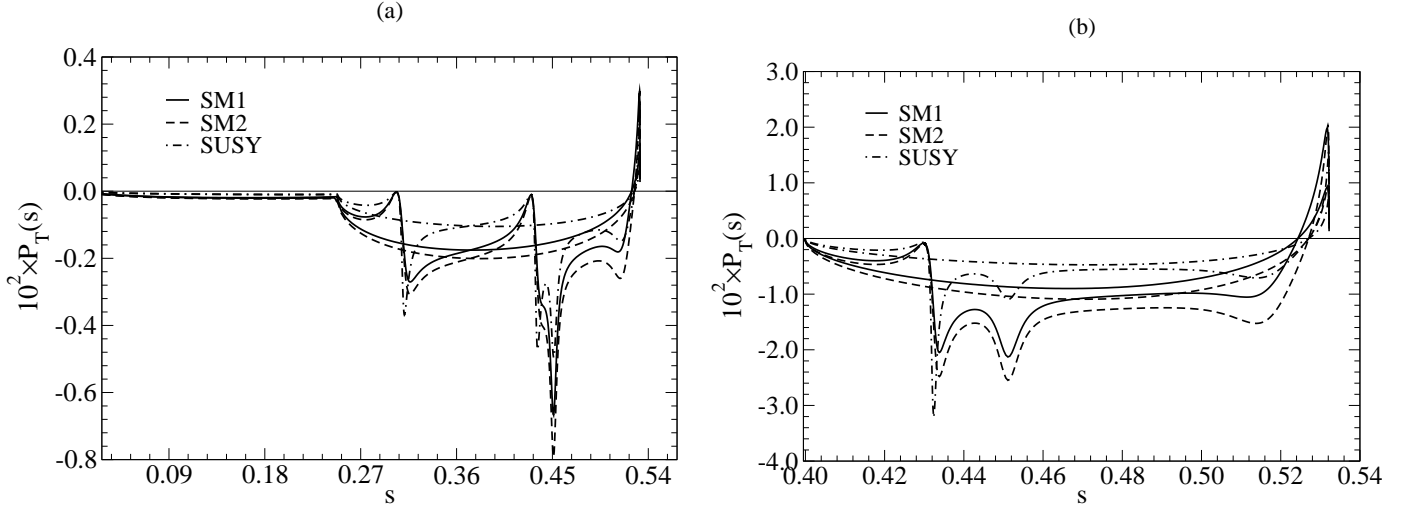
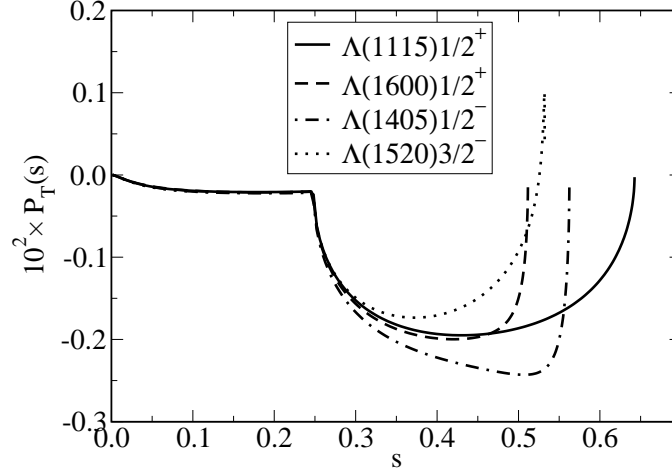
Fig. 26 shows the differential TLPAs for transitions to $\Lambda(1405)$. As can be seen, SM1 and SM2 are essentially the same over the entire kinematic range; however, the SUSY values are quite different. This is confirmed by the values presented in Tables XVI and XVII.

$$J^P = 3/2^-$$

Differential TLPAs for transitions to $\Lambda(1520)$ are shown in Fig. 27. The observations here are the same as with the previous decay modes. The SM1 and SM2 results are in agreement with each other, but the SUSY values are quite different. This is supported by the numerical results for the integrated asymmetries in Tables XVI and XVII.

There is a difference between the differential asymmetries in this mode and the previous ones; there is a zero in both the μ and τ channels for this mode that does not appear for states with $J = 1/2$. This is a situation that is similar to what was shown for the FBAs. Since the TLPAs are quite small, $\mathcal{O}(10^{-4})$ for the μ and $\mathcal{O}(10^{-3})$ for the τ , there is little hope of them being measured in the near (or even distant) future. We will therefore explore the locations of the zeroes no further.

In Fig. 28 we show P_T for all of the states considered. The solid curve is for the ground state $\Lambda(1115)$, the dashed

FIG. 27: Same as Fig. 24 but for $\Lambda_b \rightarrow \Lambda(1520)$.FIG. 28: TLPAs for all of the states considered in this work, with the long-distance contributions omitted. The solid curve is for the ground state $\Lambda(1115)$, the dashed curve arises from the $\Lambda(1600)$, the dot-dashed curve is for the $\Lambda(1405)$, and the dotted curve is for the $\Lambda(1520)$. The curves for the different states are indistinguishable from each other for $s \lesssim 0.25$.

curve arises from the $\Lambda(1600)$, the dot-dashed curve is for the $\Lambda(1405)$, and the dotted curve is for the $\Lambda(1520)$. For $s \lesssim 0.25$, the four sets of curves are indistinguishable. Form factor effects, particularly the large values of ξ_2/ξ_1 near the kinematic end-point for some of the states, give rise to the deviations shown.

2.3. Normal Lepton Polarization Asymmetries

The differential normal lepton polarization asymmetry (NLPA) \mathcal{P}_N^\pm is shown in Figs. 29-33. The legends in Figs. 30-33 are the same as those for the differential BRs and FBAs in Figs. 8-15. As before, we characterize the typical values of the NLPA by introducing the integrated NLPA, defined as

$$\langle \mathcal{P}_N^\pm \rangle = \int_{4\hat{m}_\ell^2}^{(1-\sqrt{r})^2} \mathcal{P}_N^\pm(\hat{s}) d\hat{s}. \quad (88)$$

The integrated NLPAs we obtain are shown in Tables XVIII and XIX. The column labels have the same meaning as with the branching ratios shown in Tables VIII and IX. We also compare our model predictions with LCSR, QCDSR and PM predictions for transitions to the ground state using SM Wilson coefficients and Eqs. 63, 64, 67, 68, and 72.

TABLE XVIII: Integrated normal lepton polarization asymmetry for $\Lambda_b \rightarrow \Lambda^{(*)} \mu^+ \mu^-$ in units of 10^{-2} . The columns are labeled as in Table VIII.

State, J^P	LD	SM1		SM2		SUSY		LCSR		QCDSR		PM	
		−	+	−	+	−	+	−	+	−	+	−	+
$\Lambda(1115) 1/2^+$	a	5.1	2.9	5.0	2.8	5.4	−0.05	4.1	2.9	5.4	3.1	5.3	3.1
	b	5.0	2.7	4.8	2.6	5.2	−0.15	4.0	2.8	5.2	2.9	5.1	2.9
$\Lambda(1600) 1/2^+$	a	4.9	3.0	4.7	2.8	5.0	0.02	−	−	−	−	−	−
	b	4.7	2.8	4.6	2.6	4.8	−0.09	−	−	−	−	−	−
$\Lambda(1405) 1/2^-$	a	4.9	2.8	4.9	2.7	5.3	−0.17	−	−	−	−	−	−
	b	4.8	2.6	4.8	2.5	5.1	−0.28	−	−	−	−	−	−
$\Lambda(1520) 3/2^-$	a	4.6	2.7	4.5	2.7	4.8	−0.11	−	−	−	−	−	−
	b	4.5	2.5	4.4	2.5	4.6	−0.21	−	−	−	−	−	−
$\Lambda(1890) 3/2^+$	a	4.4	2.7	4.4	2.5	4.7	−0.12	−	−	−	−	−	−
	b	4.3	2.5	4.4	2.4	4.5	−0.26	−	−	−	−	−	−
$\Lambda(1820) 5/2^+$	a	4.3	2.6	4.2	2.6	4.4	−0.07	−	−	−	−	−	−
	b	4.2	2.4	4.1	2.4	4.3	−0.17	−	−	−	−	−	−

TABLE XIX: Integrated normal lepton polarization asymmetry for $\Lambda_b \rightarrow \Lambda^{(*)} \tau^+ \tau^-$ in units of 10^{-2} . The columns are labeled as in Table VIII.

State, J^P	LD	SM1		SM2		SUSY		LCSR		QCDSR		PM	
		−	+	−	+	−	+	−	+	−	+	−	+
$\Lambda(1115) 1/2^+$	a	13.6	4.9	12.4	4.8	12.5	−0.70	6.5	5.2	15.5	6.0	14.2	5.9
	b	12.9	4.1	11.8	4.0	12.1	−0.89	6.1	4.7	14.8	5.2	13.5	5.0
$\Lambda(1600) 1/2^+$	a	7.5	3.3	6.8	2.9	6.7	−0.20	−	−	−	−	−	−
	b	6.9	2.5	6.3	2.2	6.3	−0.42	−	−	−	−	−	−
$\Lambda(1405) 1/2^-$	a	10.7	4.2	11.0	3.8	11.0	−0.96	−	−	−	−	−	−
	b	10.1	3.3	10.4	2.9	10.6	−1.2	−	−	−	−	−	−
$\Lambda(1520) 3/2^-$	a	6.4	3.9	6.2	3.5	5.8	0.14	−	−	−	−	−	−
	b	5.9	3.2	5.7	2.8	5.5	−0.06	−	−	−	−	−	−
$\Lambda(1890) 3/2^+$	a	1.7	1.4	2.3	1.3	2.2	0.11	−	−	−	−	−	−
	b	1.4	0.94	2.1	0.71	1.9	−0.15	−	−	−	−	−	−
$\Lambda(1820) 5/2^+$	a	1.9	2.9	1.8	2.4	1.5	0.74	−	−	−	−	−	−
	b	1.6	2.3	1.6	1.9	1.3	0.57	−	−	−	−	−	−

$$J^P = 1/2^+$$

In Fig. 29, we show the differential NLPAs for decays to $\Lambda(1115)$ for SM1 and SM2 cases. We also show results for HQET using the the SCA (HQET1) and MCN (HQET2) vector form factors, as well as leading order results with no form factor dependence, $\mathcal{D}_N^{(0)\pm}/\mathcal{D}_0^{(0)}$. In the μ channel, the curves for five different cases are nearly indistinguishable. This could lead one to conclude that \mathcal{P}_N^\pm has little or no form factor dependence. This can also be seen from the results in Tables XVI and XVII. We see that the SM1 and SM2 predictions are agreement with QCDSR and PM; however, LCSR prediction for \mathcal{P}_N^- is different from the other SM predictions in both channels.

As with P_L , we examine the ratio

$$\frac{P_{NMCN}^- - P_{NHQET}^-}{P_{NHQET}^-},$$

shown as the graph (e) in Fig. 29. In that graph, the solid curve is obtained for the μ^- , while the dashed curve is for the τ^- . For the entire kinematically allowed region, the ratio is less than 4.5% for the μ^- , and less than 2% for the τ^- .

Figure 30 shows the differential NLPAs for decays to the ground state from the SM1, SM2, and SUSY cases with and without LD contributions. Again, we see that both SM predictions are in agreement in both channels. For

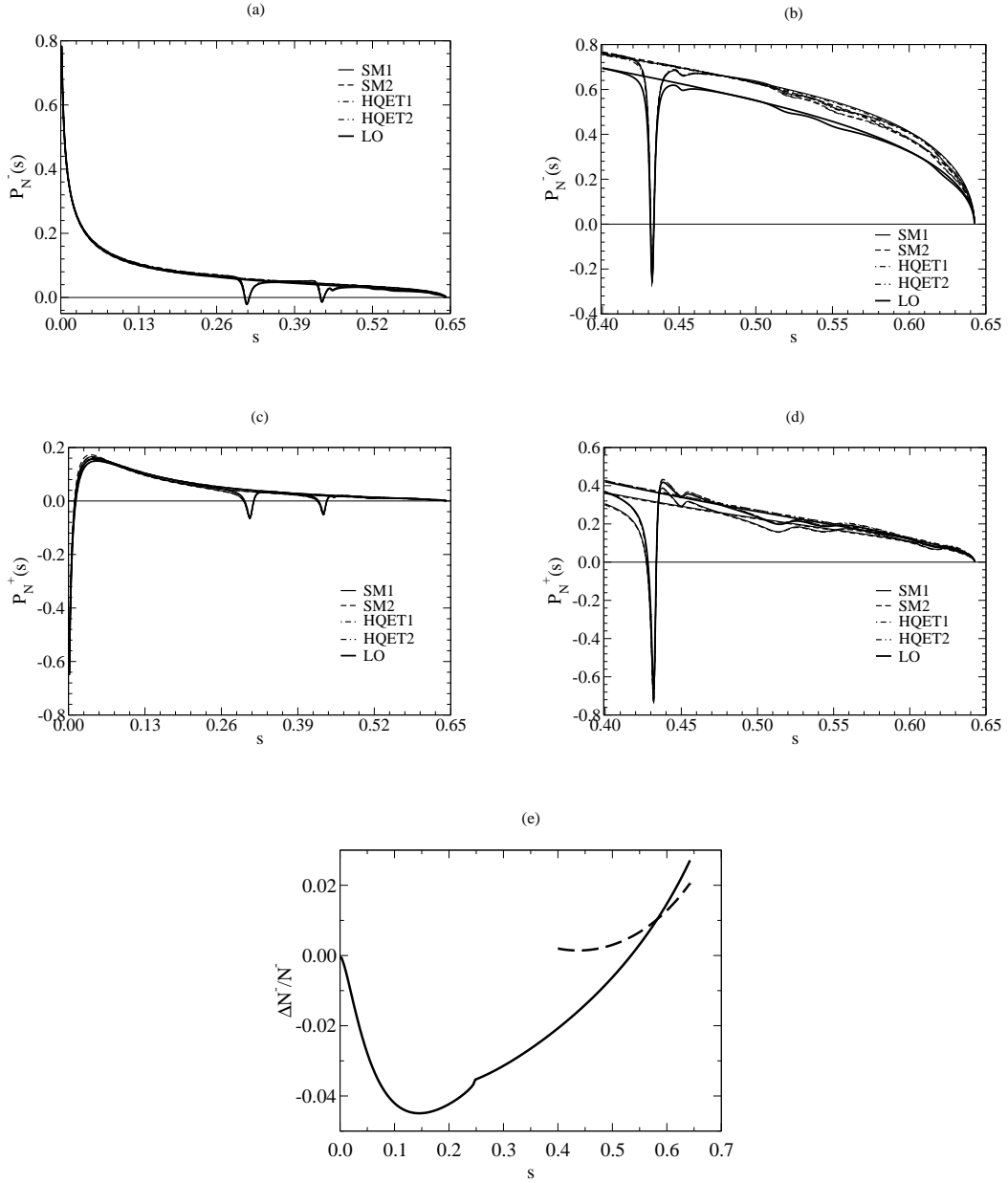


FIG. 29: $\mathcal{P}_N^-(\hat{s})$ for (a) $\Lambda_b \rightarrow \Lambda(1115)\mu^+\mu^-$ and (b) $\Lambda_b \rightarrow \Lambda(1115)\tau^+\tau^-$ without and with long distance (LD) contributions from charmonium resonances. $\mathcal{P}_N^+(\hat{s})$ for the μ and τ channels are also shown in (c) and (d), respectively. The solid curves arise from the SM1 model, the dashed curves from SM2, the dot-dashed curves from HQET with the vector form factors from SCA model, the dash-dotted curves from HQET with the vector form factors from MCN model, and the thick solid curves from $\mathcal{D}_N^{(0)\pm}/\mathcal{D}_0^{(0)}$. In graph (e) is plotted $\frac{P_{N_{\text{full}}}^- - P_{N_{\text{HQET}}}^-}{P_{N_{\text{HQET}}}^-}$.

\mathcal{P}_N^- , apart from the resonance regions, the SUSY curves are essentially the same as the SM curves. However, the SUSY curves for \mathcal{P}_N^+ are significantly different from the SM curves. This is supported by the values for the integrated asymmetries in Tables XVIII and XIX.

In Fig. 31, we show differential NLPAs for transitions to $\Lambda(1600)$. What we find here is the same as with decays to the ground state. The SM1 and SM2 results are in agreement with each other, while the SUSY prediction, excluding the resonance regions, for \mathcal{P}_N^- agrees with both SM predictions. However, the SUSY values are quite different for \mathcal{P}_N^+ . This is borne out by the values of the integrated asymmetries that are presented in Tables XVIII and XIX.

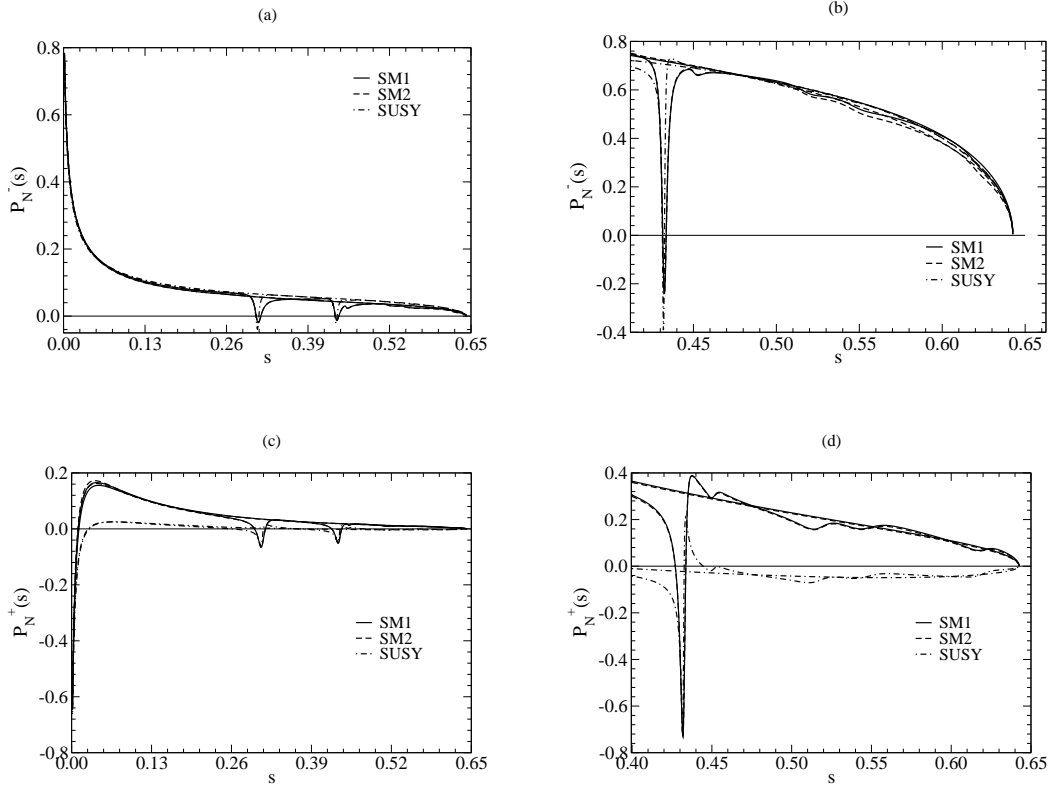


FIG. 30: $\mathcal{P}_N^-(s)$ for (a) $\Lambda_b \rightarrow \Lambda(1115)\mu^+\mu^-$ and (b) $\Lambda_b \rightarrow \Lambda(1115)\tau^+\tau^-$ without and with long distance (LD) contributions from charmonium resonances. $\mathcal{P}_N^+(s)$ for the μ and τ channels are also shown in (c) and (d), respectively. The solid and dashed curves represent SLPAs obtained from SCA and MCN form factors, respectively. The dash-dotted curves represent a SUSY extension to the SM.

$$J^P = 1/2^-$$

Fig. 32 shows the differential NLPAs for transitions to $\Lambda(1405)$. As can be seen, SM1 and SM2 are essentially the same over the entire kinematic range. Excluding the resonance regions, the SUSY curves for \mathcal{P}_N^- are virtually identical to those for the two SM cases; however, the SUSY values for \mathcal{P}_N^+ are quite different. This is confirmed by the values presented in Tables XVIII and XIX.

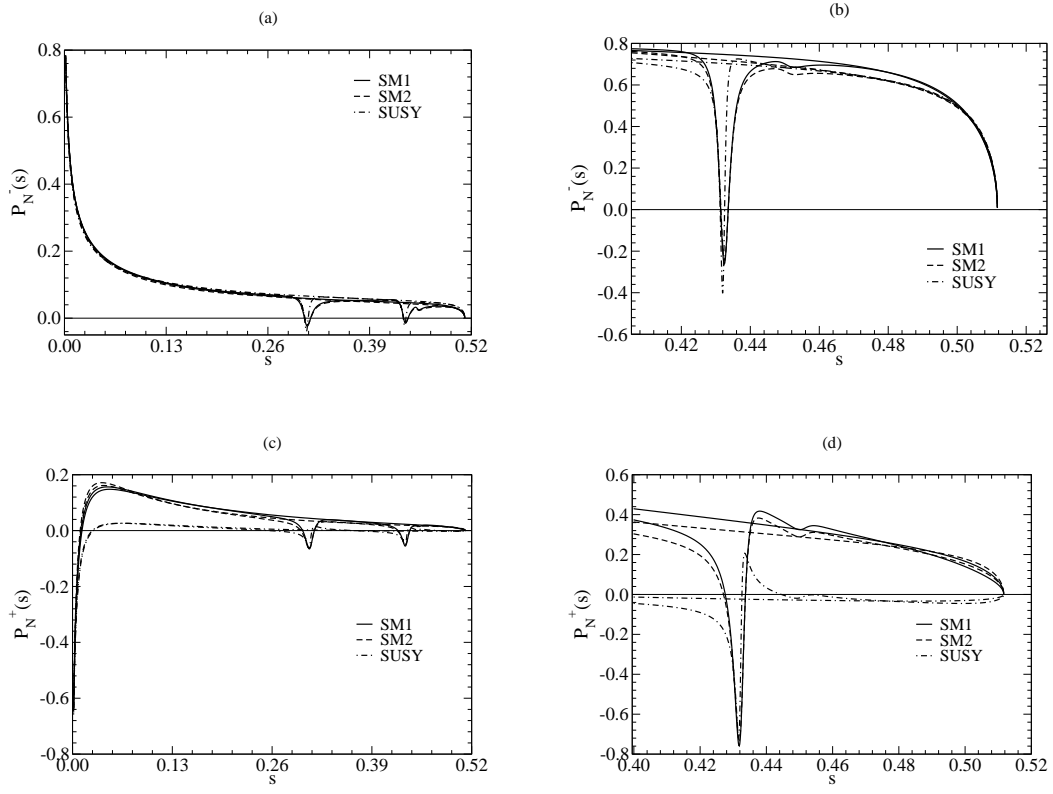
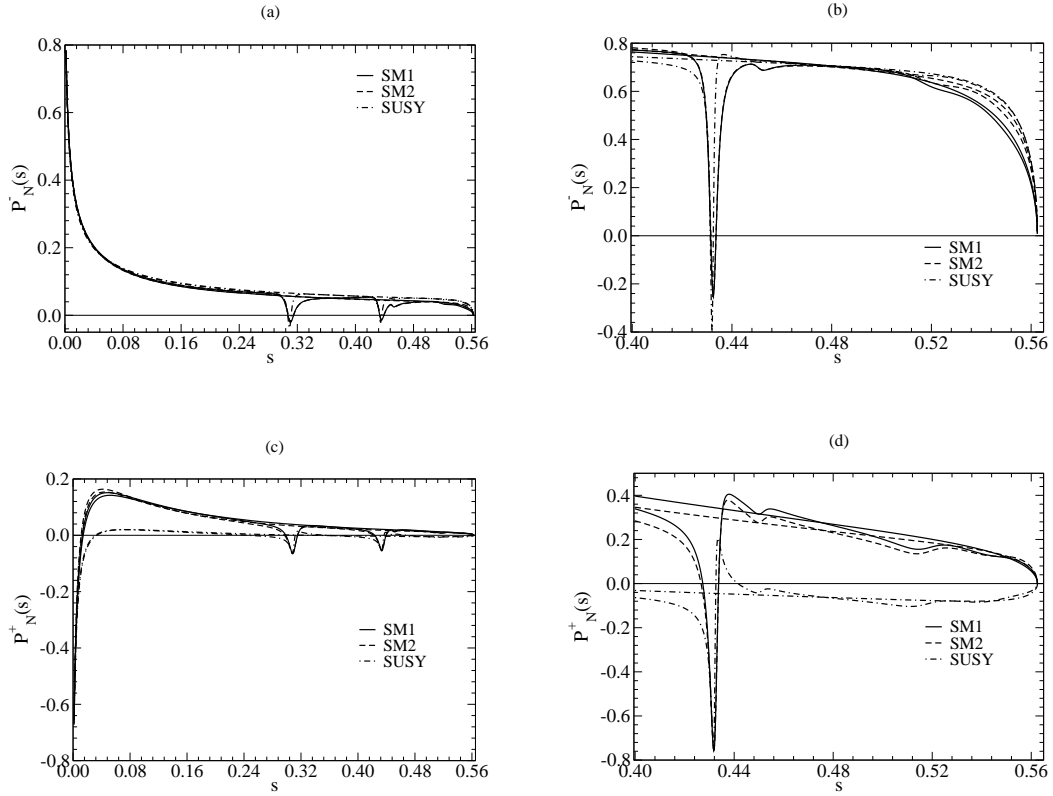
$$J^P = 3/2^-$$

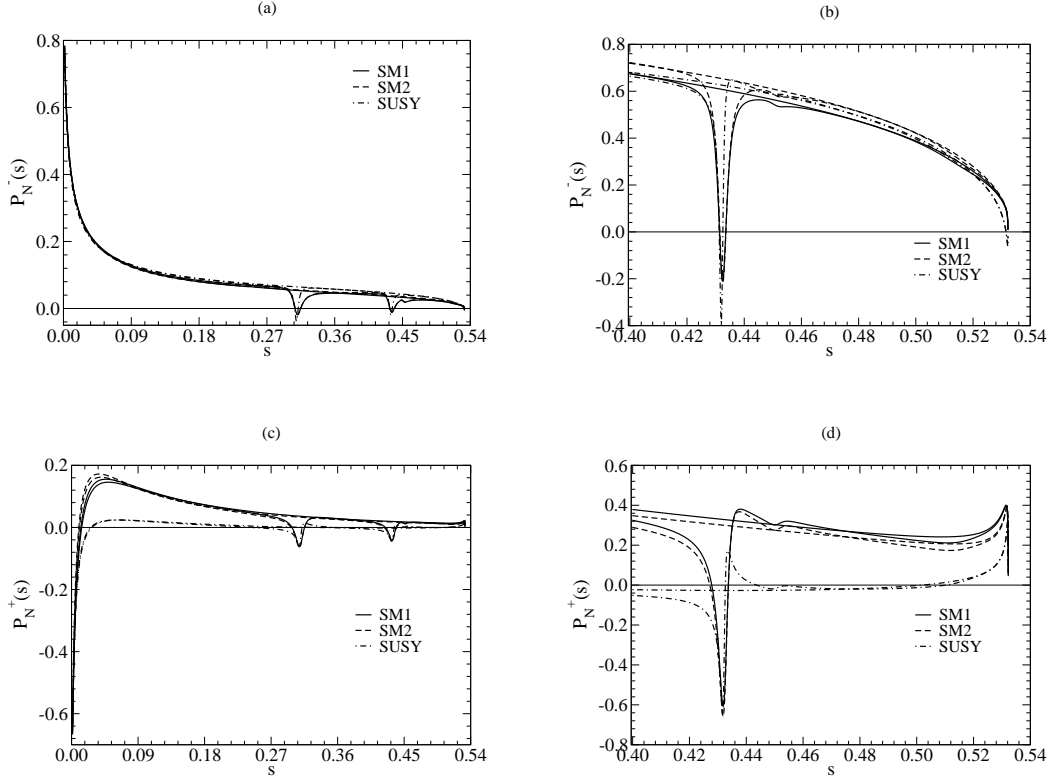
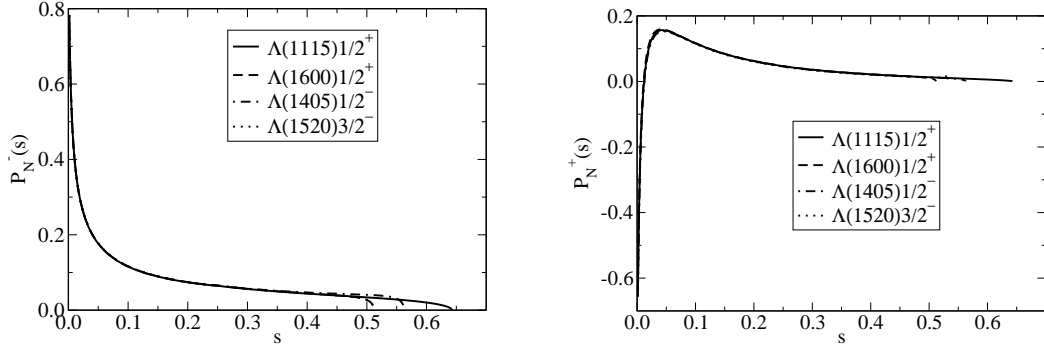
In Fig. 33, we show differential NLPAs for transitions to $\Lambda(1520)$. The SM1 and SM2 results are in agreement with each other, while the SUSY prediction, excluding the resonance regions, for \mathcal{P}_N^- agrees with both SM predictions. However, the SUSY values are quite different for \mathcal{P}_N^+ . This is borne out by the values of the integrated asymmetries that are presented in Tables XVIII and XIX.

In Fig. 34 we show P_N for all of the states considered. The solid curve is for the ground state $\Lambda(1115)$, the dashed curve arises from the $\Lambda(1600)$, the dot-dashed curve is for the $\Lambda(1405)$, and the dotted curve is for the $\Lambda(1520)$. As with P_L , the four curves are indistinguishable despite the large values of ξ_2/ξ_1 near the kinematic end-point for some of the states. As with P_L , inclusion of the long-distance contributions of the charmonium resonances doesn't change the indistinguishability of the curves.

V. CONCLUSIONS AND OUTLOOK

In this work, we have investigated the rare weak dileptonic decays of the Λ_b baryon using the SCA and MCN form factors extracted from a constituent quark model. We have examined the BRs, FBAs, and SLPAs for decays

FIG. 31: Same as Fig. 30 but for $\Lambda_b \rightarrow \Lambda(1600)$.FIG. 32: Same as Fig. 30 but for $\Lambda_b \rightarrow \Lambda(1405)$.

FIG. 33: Same as Fig. 30 but for $\Lambda_b \rightarrow \Lambda(1520)$.FIG. 34: NLPAs for all of the states considered in this work, with the long-distance contributions omitted. The solid curve is for the ground state $\Lambda(1115)$, the dashed curve arises from the $\Lambda(1600)$, the dot-dashed curve is for the $\Lambda(1405)$, and the dotted curve is for the $\Lambda(1520)$. The panel on the left is for the μ^- , while that on the right is for the μ^+ . The curves for the different states are indistinguishable from each other, in both panels.

to a number of Λ final states, in a number of scenarios. We have compared our results with the predictions of LCSR, QCDSR and PM form factor models, as well as the μ -channel measurements reported by the CDF and LHCb collaborations. Our SM predictions for decays to the ground state are smaller than the CDF measurement and the predictions of other models in the μ channel, but are in agreement with the more precise measurement of LHCb. Additionally, our SUSY values are well within the margins of error of both the CDF and LHCb measurements. In the τ channel, our model results are in agreement with QCD sum rules and pole model predictions.

SM1 predicts that decays to the ground state are dominant in the μ channel. In SM2a, this mode is also dominant, but in SM2b, decays to $\Lambda(1600)$ are dominant. SM2b also predicts that the decay rate to the $\Lambda(1520)$ is comparable with the decay rate to the ground state, with the decay rate to the $\Lambda(1405)$ being only slightly smaller. These results are consistent with the current status of the rare dileptonic decays of B mesons, where decays to the two lowest lying kaons are insufficient to saturate the inclusive rate, and in fact account for less than 50% of the inclusive rate. These

results also suggest that it might be prudent for the LHCb collaboration to search for rare decays in modes other than the $\Lambda(1115)$.

There is, however, a very important caveat. Decays in which the q^2 of the dileptons is near the mass-squared of the two lowest-lying vector charmonium resonances are inaccessible experimentally, as they are embedded in the much larger background coming from (tree-level) nonleptonic decays with vector charmonia in the final state. Our results obtained omitting the vector charmonia, the SM1a and SM2a models, are therefore closer to experimental reality, and these scenarios suggest that decays to the $\Lambda(1115)$ are indeed the dominant rare decay mode of the Λ_b . Nevertheless, the SM2a model that uses the more precise calculation of the form factors indicates that there will be a sizable fraction of rare decays into excited states of the Λ .

For some decay modes, such as decays to the $\Lambda(1115)$, the FBAs are largely independent of the model choice for much of the kinematic range. For other modes, particularly the $\Lambda(1600)$, there are significant differences between the predictions of the SM1 and SM2 models. The zero that occurs at lower values of \hat{s} in these FBAs turns out to be largely independent of the angular momentum of the daughter baryon, but with some dependence on the form factors. Nevertheless, this form factor dependence is surprisingly small. For decays to states with $J \geq 3/2$, these FBAs in general have more than one zero (for the states we have considered, there is one additional zero). At leading order in HQET, the second zero does not exist. For decays to the ground state, it is known that the positions of the zeroes are modified in many scenarios that arise beyond the SM. This is also found to be true of the excited states, not surprisingly. Thus, it would be crucial to know the number of zeroes and their positions reliably (assuming that there will ever be sufficient statistics for the differential FBAs to be extracted with high precision). Our results indicate that the leading order predictions of HQET are misleading in this regard.

Additionally, we have shown that the SLPAs are largely independent of the form factor model chosen. Thus, SLPAs can be useful in determining the values of the Wilson coefficients and in looking for new physics beyond the SM. Furthermore, two of the SLPAs are independent of the final state examined, suggesting that measurement of these SLPAs for inclusive processes may offer a useful way of extracting information on the Wilson coefficients. In addition to the lepton asymmetries, there are also baryon polarization asymmetries that can be studied. Since baryonic decays could maintain the helicity structure of the effective Hamiltonian, baryon asymmetries may also be sensitive to beyond the SM scenarios.

Appendix A: Matrix Elements and Form Factors

In this appendix, we present the matrix elements of the hadronic currents used in this work in terms of the full set form factors for each transition considered. The hadronic amplitudes are expressed in terms of a set of auxiliary form factors and the relationships among the hadronic form factors and these auxiliary form factors are also given.

Recall that the amplitude for the dileptonic decay of the Λ_b baryon is given by

$$i\mathcal{M}(\Lambda_b \rightarrow \Lambda \ell^+ \ell^-) = \frac{G_F}{\sqrt{2}} \frac{\alpha_{em}}{2\pi} V_{tb} V_{ts}^* (H_1^\mu L_\mu^{(V)} + H_2^\mu L_\mu^{(A)}), \quad (\text{A1})$$

where $L_\mu^{(V)}$ and $L_\mu^{(A)}$ are the vector and axial vector leptonic currents, respectively. The hadronic amplitudes, H_1^μ and H_2^μ , contain the hadronic matrix elements and are given by

$$H_1^\mu = -\frac{2m_b}{q^2} C_7(m_b) T_R^\mu + C_9(m_b) J_L^\mu, \quad (\text{A2})$$

$$H_2^\mu = C_{10}(m_b) J_L^\mu, \quad (\text{A3})$$

where the C_i are the Wilson coefficients, T_R is the matrix element of the right-handed tensor current

$$T_R^\mu = \langle \Lambda(p_\Lambda, s_\Lambda) | \bar{s} i \sigma^{\mu\nu} q_\nu (1 + \gamma_5) b | \Lambda_b(p_{\Lambda_b}, s_{\Lambda_b}) \rangle, \quad (\text{A4})$$

and J_L is the matrix element of the standard $V - A$ current

$$J_L^\mu = \langle \Lambda(p_\Lambda, s_\Lambda) | \bar{s} \gamma^\mu (1 - \gamma_5) b | \Lambda_b(p_{\Lambda_b}, s_{\Lambda_b}) \rangle. \quad (\text{A5})$$

The matrix elements in Eqs. A4 and A5 contain the four basic currents $\bar{s} \gamma^\mu b$, $\bar{s} \gamma^\mu \gamma_5 b$, $\bar{s} i \sigma^{\mu\nu} b$ and $\bar{s} i \sigma^{\mu\nu} \gamma_5 b$. We will now present the matrix elements for these currents for each of the transitions we consider here.

1. $J = 1/2$

For transitions between the ground state and any state with $J^P = 1/2^+$, the matrix elements of the hadronic currents are

$$\langle \Lambda | \bar{s} \gamma^\mu b | \Lambda_b \rangle = \bar{u}(p_\Lambda, s_\Lambda) \left[F_1(q^2) \gamma^\mu + F_2(q^2) v^\mu + F_3(q^2) v'^\mu \right] u(p_{\Lambda_b}, s_{\Lambda_b}), \quad (\text{A6})$$

$$\langle \Lambda | \bar{s} \gamma^\mu \gamma_5 b | \Lambda_b \rangle = \bar{u}(p_\Lambda, s_\Lambda) \left[G_1(q^2) \gamma^\mu + G_2(q^2) v^\mu + G_3(q^2) v'^\mu \right] \gamma_5 u(p_{\Lambda_b}, s_{\Lambda_b}), \quad (\text{A7})$$

$$\langle \Lambda | \bar{s} i \sigma^{\mu\nu} b | \Lambda_b \rangle = \bar{u}(p_\Lambda, s_\Lambda) \mathcal{T}^{\mu\nu} u(p_{\Lambda_b}, s_{\Lambda_b}), \quad (\text{A8})$$

where we have used $v = p_{\Lambda_b}/m_{\Lambda_b}$, $v' = p_\Lambda/m_\Lambda$, and

$$\begin{aligned} \mathcal{T}^{\mu\nu} = & H_1(q^2) i \sigma^{\mu\nu} + H_2(q^2) (v^\mu \gamma^\nu - v^\nu \gamma^\mu) + H_3(q^2) (v'^\mu \gamma^\nu - v'^\nu \gamma^\mu) + \\ & H_4(q^2) (v^\mu v'^\nu - v^\nu v'^\mu). \end{aligned} \quad (\text{A9})$$

The F_i , G_i , and H_i are the form factors which are functions of the square of the 4 momentum transfer $q^2 = (p_{\Lambda_b} - p_\Lambda)^2$ between the initial and final baryons. Since

$$\sigma^{\mu\nu} \gamma_5 = \frac{i}{2} \varepsilon^{\mu\nu\alpha\beta} \sigma_{\alpha\beta}, \quad (\text{A10})$$

the matrix elements involving the current $\bar{s} i \sigma^{\mu\nu} \gamma_5 b$ can be related to those involving $\bar{s} i \sigma^{\mu\nu} b$.

The above matrix elements involve transitions to a state with natural parity, i.e. states with parity $(-1)^{J-1/2}$. The equations involving transitions to states with unnatural parity can be found by inserting γ_5 to left of the parent baryon spinor in the equations for natural parity.

The matrix elements for the tensor currents can be written in a more convenient form. By contracting Eq. A8 on both sides with the four-momentum transfer q_ν and using the equations of motion, for transitions to states with $J^P = 1/2^+$ we have

$$\langle \Lambda | \bar{s} i \sigma^{\mu\nu} q_\nu b | \Lambda_b \rangle = \bar{u}(p_\Lambda, s_\Lambda) \left[F_1^T(q^2) \gamma^\mu + F_2^T(q^2) v^\mu + F_3^T(q^2) v'^\mu \right] u(p_{\Lambda_b}, s_{\Lambda_b}), \quad (\text{A11})$$

where the effective tensor form factors are

$$\begin{aligned} F_1^T &= -(m_{\Lambda_b} + m_\Lambda) H_1 - (m_{\Lambda_b} - m_\Lambda v \cdot v') H_2 - (m_{\Lambda_b} v \cdot v' - m_\Lambda) H_3, \\ F_2^T &= m_{\Lambda_b} H_1 + (m_{\Lambda_b} - m_\Lambda) H_2 + (m_{\Lambda_b} v \cdot v' - m_\Lambda) H_4, \\ F_3^T &= m_\Lambda H_1 + (m_{\Lambda_b} - m_\Lambda) H_3 - (m_{\Lambda_b} - m_\Lambda v \cdot v') H_4, \end{aligned} \quad (\text{A12})$$

For the axial tensor current, the matrix elements are given by

$$\langle \Lambda | \bar{s} i \sigma^{\mu\nu} \gamma_5 q_\nu b | \Lambda_b \rangle = \bar{u}(p_\Lambda, s_\Lambda) \left[G_1^T(q^2) \gamma^\mu + G_2^T(q^2) v^\mu + G_3^T(q^2) v'^\mu \right] \gamma_5 u(p_{\Lambda_b}, s_{\Lambda_b}), \quad (\text{A13})$$

with

$$\begin{aligned} G_1^T &= (m_{\Lambda_b} - m_\Lambda) H_1 - m_\Lambda (1 - v \cdot v') H_2 - m_{\Lambda_b} (1 - v \cdot v') H_3, \\ G_2^T &= m_{\Lambda_b} H_1 - m_\Lambda H_2 - m_{\Lambda_b} H_3, \\ G_3^T &= m_\Lambda H_1 + m_\Lambda H_2 + m_{\Lambda_b} H_3. \end{aligned} \quad (\text{A14})$$

Similarly, for transitions to states with $J^P = 1/2^-$, the matrix elements for the tensor and axial tensor currents are

$$\langle \Lambda | \bar{s} i \sigma^{\mu\nu} q_\nu b | \Lambda_b \rangle = \bar{u}(p_\Lambda, s_\Lambda) \left[F_1^T(q^2) \gamma^\mu + F_2^T(q^2) v^\mu + F_3^T(q^2) v'^\mu \right] \gamma_5 u(p_{\Lambda_b}, s_{\Lambda_b}), \quad (\text{A15})$$

$$\langle \Lambda | \bar{s} i \sigma^{\mu\nu} \gamma_5 q_\nu b | \Lambda_b \rangle = \bar{u}(p_\Lambda, p_\Lambda) \left[G_1^T(q^2) \gamma^\mu + G_2^T(q^2) v^\mu + G_3^T(q^2) v'^\mu \right] u(p_{\Lambda_b}, s_{\Lambda_b}), \quad (\text{A16})$$

respectively, where

$$\begin{aligned} F_1^T &= (m_{\Lambda_b} - m_\Lambda) H_1 - (m_{\Lambda_b} - m_\Lambda v \cdot v') H_2 - (m_{\Lambda_b} v \cdot v' - m_\Lambda) H_3, \\ F_2^T &= m_{\Lambda_b} H_1 - (m_{\Lambda_b} + m_\Lambda) H_2 + (m_{\Lambda_b} v \cdot v' - m_\Lambda) H_4, \\ F_3^T &= m_\Lambda H_1 - (m_{\Lambda_b} + m_\Lambda) H_3 - (m_{\Lambda_b} - m_\Lambda v \cdot v') H_4, \end{aligned} \quad (\text{A17})$$

and

$$\begin{aligned} G_1^T &= -(m_{\Lambda_b} + m_\Lambda) H_1 + m_\Lambda (1 + v \cdot v') H_2 + m_{\Lambda_b} (1 + v \cdot v') H_3, \\ G_2^T &= m_{\Lambda_b} H_1 - m_\Lambda H_2 - m_{\Lambda_b} H_3, \\ G_3^T &= m_\Lambda H_1 - m_\Lambda H_2 - m_{\Lambda_b} H_3. \end{aligned} \quad (\text{A18})$$

For transitions to states with $J = 1/2$, we can now write Eqs. A2 and A3 in the form

$$H_1^\mu = \bar{u}(p_\Lambda, s_\Lambda) \left[\gamma^\mu (A_1 + B_1 \gamma_5) + v^\mu (A_2 + B_2 \gamma_5) + v'^\mu (A_3 + B_3 \gamma_5) \right] u(p_{\Lambda_b}, s_{\Lambda_b}), \quad (\text{A19})$$

$$H_2^\mu = \bar{u}(p_\Lambda, s_\Lambda) \left[\gamma^\mu (D_1 + E_1 \gamma_5) + v^\mu (D_2 + E_2 \gamma_5) + v'^\mu (D_3 + E_3 \gamma_5) \right] u(p_{\Lambda_b}, s_{\Lambda_b}), \quad (\text{A20})$$

where, for transitions to states with natural parity, the auxiliary form factors are given by

$$\begin{aligned} A_i &= -\frac{2m_b}{q^2} C_7 F_i^T + C_9 F_i, \\ B_i &= -\frac{2m_b}{q^2} C_7 G_i^T - C_9 G_i, \\ D_i &= C_{10} F_i, \quad E_i = -C_{10} G_i, \end{aligned} \quad (\text{A21})$$

while for transitions to states with unnatural parity,

$$\begin{aligned} A_i &= -\frac{2m_b}{q^2} C_7 G_i^T - C_9 G_i, \\ B_i &= -\frac{2m_b}{q^2} C_7 F_i^T + C_9 F_i, \\ D_i &= -C_{10} G_i, \quad E_i = C_{10} F_i. \end{aligned} \quad (\text{A22})$$

2. $J = 3/2$

The matrix elements for decays to daughter baryons with $J^P = 3/2^-$, a state with natural parity, are given by

$$\langle \Lambda \mid \bar{s} \gamma^\mu b \mid \Lambda_b \rangle = \bar{u}_\alpha(p_\Lambda, s_\Lambda) \left[v^\alpha (F_1 \gamma^\mu + F_2 v^\mu + F_3 v'^\mu) + F_4 g^{\alpha\mu} \right] u(p_{\Lambda_b}, s_{\Lambda_b}), \quad (\text{A23})$$

$$\langle \Lambda \mid \bar{s} \gamma^\mu \gamma_5 b \mid \Lambda_b \rangle = \bar{u}_\alpha(p_\Lambda, s_\Lambda) \left[v^\alpha (G_1 \gamma^\mu + G_2 v^\mu + G_3 v'^\mu) + G_4 g^{\alpha\mu} \right] \gamma_5 u(p_{\Lambda_b}, s_{\Lambda_b}), \quad (\text{A24})$$

$$\langle \Lambda \mid \bar{s} i \sigma^{\mu\nu} b \mid \Lambda_b \rangle = \bar{u}_\alpha(p_\Lambda, s_\Lambda) \mathcal{T}^{\alpha\mu\nu} u(p_{\Lambda_b}, s_{\Lambda_b}), \quad (\text{A25})$$

where

$$\begin{aligned} \mathcal{T}^{\alpha\mu\nu} &= v^\alpha \left(H_1 i \sigma^{\mu\nu} + H_2 (v^\mu \gamma^\nu - v^\nu \gamma^\mu) + H_3 (v'^\mu \gamma^\nu - v'^\nu \gamma^\mu) \right. \\ &\quad \left. + H_4 (v^\mu v'^\nu - v^\nu v'^\mu) \right) + H_5 (g^{\alpha\mu} \gamma^\nu - g^{\alpha\nu} \gamma^\mu) + \\ &\quad H_6 (g^{\alpha\mu} v^\nu - g^{\alpha\nu} v^\mu). \end{aligned} \quad (\text{A26})$$

The spinor \bar{u}_α is a Rarita-Schwinger spinor and satisfies the conditions

$$p_\Lambda^\alpha \bar{u}_\alpha(p_\Lambda, s) = 0, \quad \bar{u}_\alpha(p_\Lambda, s) \gamma^\alpha = 0, \quad \bar{u}_\alpha(p_\Lambda, s) \not{p}_\Lambda = m_\Lambda \bar{u}_\alpha(p_\Lambda, s). \quad (\text{A27})$$

Again, the matrix elements for transitions to states with unnatural parity can be found by inserting γ_5 to the left of the parent baryon spinor in the equations for natural parity.

For transitions to states with $J^P = 3/2^-$, the tensor and axial-tensor current in terms of their effective form factors are given by

$$\begin{aligned} \langle \Lambda(p_\Lambda) | \bar{s} i \sigma^{\mu\nu} q_\nu b | \Lambda_b(p_{\Lambda_b}) \rangle &= \bar{u}_\alpha(p_\Lambda, s_\Lambda) \left[v^\alpha \left(F_1^T \gamma^\mu + F_2^T v^\mu + F_3^T v'^\mu \right) \right. \\ &\quad \left. + F_4^T g^{\alpha\mu} \right] u(p_{\Lambda_b}, s_{\Lambda_b}), \end{aligned} \quad (\text{A28})$$

$$\begin{aligned} \langle \Lambda(p_\Lambda) | \bar{s} i \sigma^{\mu\nu} \gamma_5 q_\nu b | \Lambda_b(p_{\Lambda_b}) \rangle &= \bar{u}_\alpha(p_\Lambda, s_\Lambda) \left[v^\alpha \left(G_1^T \gamma^\mu + G_2^T v^\mu + G_3^T v'^\mu \right) \right. \\ &\quad \left. + G_4^T g^{\alpha\mu} \right] \gamma_5 u(p_{\Lambda_b}, s_{\Lambda_b}), \end{aligned} \quad (\text{A29})$$

where

$$\begin{aligned} F_1^T &= -(m_{\Lambda_b} + m_\Lambda) H_1 - (m_{\Lambda_b} - m_\Lambda v \cdot v') H_2 - (m_{\Lambda_b} v \cdot v' - m_\Lambda) H_3 - m_{\Lambda_b} H_5, \\ F_2^T &= m_{\Lambda_b} H_1 + (m_{\Lambda_b} - m_\Lambda) H_2 + (m_{\Lambda_b} v \cdot v' - m_\Lambda) H_4 - m_{\Lambda_b} H_6, \\ F_3^T &= m_\Lambda H_1 + (m_{\Lambda_b} - m_\Lambda) H_3 - (m_{\Lambda_b} - m_\Lambda v \cdot v') H_4, \\ F_4^T &= (m_{\Lambda_b} - m_\Lambda) H_5 + (m_{\Lambda_b} - m_\Lambda v \cdot v') H_6, \end{aligned} \quad (\text{A30})$$

and

$$\begin{aligned} G_1^T &= (m_{\Lambda_b} - m_\Lambda) H_1 - m_\Lambda (1 - v \cdot v') H_2 - m_{\Lambda_b} (1 - v \cdot v') H_3 + m_{\Lambda_b} H_5 + m_\Lambda H_6, \\ G_2^T &= m_{\Lambda_b} H_1 - m_\Lambda H_2 - m_{\Lambda_b} H_3, \\ G_3^T &= m_\Lambda H_1 + m_\Lambda H_2 + m_{\Lambda_b} H_3 - m_\Lambda H_6, \\ G_4^T &= (m_{\Lambda_b} + m_\Lambda) H_5 + m_\Lambda (1 + v \cdot v') H_6. \end{aligned} \quad (\text{A31})$$

For $J^P = 3/2^+$, a state with unnatural parity, we have

$$\begin{aligned} \langle \Lambda(p_\Lambda) | \bar{s} i \sigma^{\mu\nu} q_\nu b | \Lambda_b(p_{\Lambda_b}) \rangle &= \bar{u}_\alpha(p_\Lambda, s_\Lambda) \left[v^\alpha \left(F_1^T \gamma^\mu + F_2^T v^\mu + F_3^T v'^\mu \right) \right. \\ &\quad \left. + F_4^T g^{\alpha\mu} \right] \gamma_5 u(p_{\Lambda_b}, s_{\Lambda_b}), \end{aligned} \quad (\text{A32})$$

$$\begin{aligned} \langle \Lambda(p_\Lambda) | \bar{s} i \sigma^{\mu\nu} \gamma_5 q_\nu b | \Lambda_b(p_{\Lambda_b}) \rangle &= \bar{u}_\alpha(p_\Lambda, s_\Lambda) \left[v^\alpha \left(G_1^T \gamma^\mu + G_2^T v^\mu + G_3^T v'^\mu \right) \right. \\ &\quad \left. + G_4^T g^{\alpha\mu} \right] u(p_{\Lambda_b}, s_{\Lambda_b}), \end{aligned} \quad (\text{A33})$$

with

$$\begin{aligned} F_1^T &= (m_{\Lambda_b} - m_\Lambda) H_1 - (m_{\Lambda_b} - m_\Lambda v \cdot v') H_2 - (m_{\Lambda_b} v \cdot v' - m_\Lambda) H_3 - m_{\Lambda_b} H_5, \\ F_2^T &= m_{\Lambda_b} H_1 - (m_{\Lambda_b} + m_\Lambda) H_2 + (m_{\Lambda_b} v \cdot v' - m_\Lambda) H_4 - m_{\Lambda_b} H_6, \\ F_3^T &= m_\Lambda H_1 - (m_{\Lambda_b} + m_\Lambda) H_3 - (m_{\Lambda_b} - m_\Lambda v \cdot v') H_4, \\ F_4^T &= -(m_{\Lambda_b} + m_\Lambda) H_5 + (m_{\Lambda_b} - m_\Lambda v \cdot v') H_6, \end{aligned} \quad (\text{A34})$$

and

$$\begin{aligned} G_1^T &= -(m_{\Lambda_b} + m_\Lambda) H_1 + m_\Lambda (1 + v \cdot v') H_2 + m_{\Lambda_b} (1 + v \cdot v') H_3 + m_{\Lambda_b} H_5 + m_\Lambda H_6, \\ G_2^T &= m_{\Lambda_b} H_1 - m_\Lambda H_2 - m_{\Lambda_b} H_3, \\ G_3^T &= m_\Lambda H_1 - m_\Lambda H_2 - m_{\Lambda_b} H_3 - m_\Lambda H_6, \\ G_4^T &= -(m_{\Lambda_b} - m_\Lambda) H_5 - m_\Lambda (1 - v \cdot v') H_6. \end{aligned} \quad (\text{A35})$$

For transitions to states with $J = 3/2$, the hadronic amplitudes are

$$H_1^\mu = \bar{u}_\alpha(p_\Lambda, s_\Lambda) \left[v^\alpha \left(\gamma^\mu (A_1 + B_1 \gamma_5) + v^\mu (A_2 + B_2 \gamma_5) + v'^\mu (A_3 + B_3 \gamma_5) \right) + g^{\alpha\mu} (A_4 + B_4 \gamma_5) \right] u(p_{\Lambda_b}, s_{\Lambda_b}), \quad (\text{A36})$$

$$H_2^\mu = \bar{u}_\alpha(p_\Lambda, s_\Lambda) \left[v^\alpha \left(\gamma^\mu (D_1 + E_1 \gamma_5) + v^\mu (D_2 + E_2 \gamma_5) + v'^\mu (D_3 + E_3 \gamma_5) \right) + g^{\alpha\mu} (D_4 + E_4 \gamma_5) \right] u(p_{\Lambda_b}, s_{\Lambda_b}), \quad (\text{A37})$$

where the auxiliary form factors A_i , B_i , D_i , and E_i are given in Eq. A21 for transitions to $J^P = 3/2^-$ and Eq. A22 for transitions to $J^P = 3/2^+$.

3. $J = 5/2$

For decays to $J^P = 5/2^+$, the matrix elements are

$$\langle \Lambda | \bar{s} \gamma^\mu b | \Lambda_b \rangle = \bar{u}_{\alpha\beta}(p_\Lambda, s_\Lambda) v^\alpha \left[v^\beta \left(F_1 \gamma^\mu + F_2 v^\mu + F_3 v'^\mu \right) + F_4 g^{\beta\mu} \right] u(p_{\Lambda_b}, s_{\Lambda_b}), \quad (\text{A38})$$

$$\langle \Lambda | \bar{s} \gamma^\mu \gamma_5 b | \Lambda_b \rangle = \bar{u}_{\alpha\beta}(p_\Lambda, s_\Lambda) v^\alpha \left[v^\beta \left(G_1 \gamma^\mu + G_2 v^\mu + G_3 v'^\mu \right) + G_4 g^{\beta\mu} \right] \gamma_5 u(p_{\Lambda_b}, s_{\Lambda_b}), \quad (\text{A39})$$

$$\langle \Lambda | \bar{s} i \sigma^{\mu\nu} b | \Lambda_b \rangle = \bar{u}_{\alpha\beta}(p_\Lambda, s_\Lambda) \mathcal{T}^{\alpha\beta\mu\nu} u(p_{\Lambda_b}, s_{\Lambda_b}), \quad (\text{A40})$$

where

$$\begin{aligned} \mathcal{T}^{\alpha\beta\mu\nu} = & v^\alpha \left[v^\beta \left(H_1 i \sigma^{\mu\nu} + H_2 (v^\mu \gamma^\nu - v^\nu \gamma^\mu) + H_3 (v'^\mu \gamma^\nu - v'^\nu \gamma^\mu) \right. \right. \\ & \left. \left. + H_4 (v^\mu v'^\nu - v^\nu v'^\mu) \right) + H_5 (g^{\beta\mu} \gamma^\nu - g^{\beta\nu} \gamma^\mu) + \right. \\ & \left. H_6 (g^{\beta\mu} v^\nu - g^{\beta\nu} v^\mu) \right]. \end{aligned} \quad (\text{A41})$$

The spinor $\bar{u}_{\alpha\beta}$ is symmetric in the indices α and β , and satisfies

$$\begin{aligned} p_\Lambda^\alpha \bar{u}_{\alpha\beta}(p_\Lambda, s) &= p_\Lambda^\beta \bar{u}_{\alpha\beta}(p_\Lambda, s) = 0, \\ \bar{u}_{\alpha\beta}(p_\Lambda, s) \gamma^\alpha &= \bar{u}_{\alpha\beta}(p_\Lambda, s) \gamma^\beta = 0, \\ \bar{u}_{\alpha\beta}(p_\Lambda, s) \not{p}_\Lambda &= m_\Lambda \bar{u}_{\alpha\beta}(p_\Lambda, s) \\ \bar{u}_{\alpha\beta}(p_\Lambda, s) g^{\alpha\beta} &= 0. \end{aligned} \quad (\text{A42})$$

The matrix elements of the tensor and axial-tensor currents in terms of their effective form factors are

$$\langle \Lambda(p_\Lambda) | \bar{s} i \sigma^{\mu\nu} q_\nu b | \Lambda_b(p_{\Lambda_b}) \rangle = \bar{u}_{\alpha\beta}(p_\Lambda, s_\Lambda) v^\alpha \left[v^\beta \left(F_1^T \gamma^\mu + F_2^T v^\mu + F_3^T v'^\mu \right) + F_4^T g^{\beta\mu} \right] u(p_{\Lambda_b}, s_{\Lambda_b}), \quad (\text{A43})$$

$$\langle \Lambda(p_\Lambda) | \bar{s} i \sigma^{\mu\nu} \gamma_5 q_\nu b | \Lambda_b(p_{\Lambda_b}) \rangle = \bar{u}_{\alpha\beta}(p_\Lambda, s_\Lambda) v^\alpha \left[v^\beta \left(G_1^T \gamma^\mu + G_2^T v^\mu + G_3^T v'^\mu \right) + G_4^T g^{\beta\mu} \right] \gamma_5 u(p_{\Lambda_b}, s_{\Lambda_b}), \quad (\text{A44})$$

where the effective tensor and axial-tensor form factors are given by Eqs. A30 and A31, respectively.

The hadronic amplitudes can now be written as

$$H_1^\mu = \bar{u}_{\alpha\beta}(p_\Lambda, s_\Lambda)v^\alpha \left[v^\beta \left(\gamma^\mu (A_1 + B_1\gamma_5) + v^\mu (A_2 + B_2\gamma_5) + v'^\mu (A_3 + B_3\gamma_5) \right) + g^{\beta\mu} (A_4 + B_4\gamma_5) \right] u(p_{\Lambda_b}, s_{\Lambda_b}), \quad (\text{A45})$$

$$H_2^\mu = \bar{u}_{\alpha\beta}(p_\Lambda, s_\Lambda)v^\alpha \left[v^\beta \left(\gamma^\mu (D_1 + E_1\gamma_5) + v^\mu (D_2 + E_2\gamma_5) + v'^\mu (D_3 + E_3\gamma_5) \right) + g^{\beta\mu} (D_4 + E_4\gamma_5) \right] u(p_{\Lambda_b}, s_{\Lambda_b}), \quad (\text{A46})$$

where the auxiliary form factors A_i , B_i , D_i , and E_i are given in Eq. A21.

Acknowledgment

We gratefully acknowledge the support of the Department of Physics, the College of Arts and Sciences, and the Office of Research at Florida State University. This research was sponsored in part by the Office of Nuclear Physics, U.S. Department of Energy.

-
- [1] See, for example, M. Neubert, Phys. Rept. **245**, 259-396 (1994).
 - [2] See, for example, N. Isgur, D. Scora, B. Grinstein and M. B. Wise, Phys. Rev. D **39**, 799 (1989); D. Scora and N. Isgur, Phys. Rev. **D52**, 2783-2812 (1995).
 - [3] N. Barik and P. C. Dash, Phys. Rev. D **53**, 1366 (1996).
 - [4] See, for example, A. Radyushkin, Phys. Lett. B **271**, 218 (1991).
 - [5] See, for example, C. Aubin *et al.* [Fermilab Lattice and MILC and HPQCD Collaborations], Phys. Rev. Lett. **94**, 011601 (2005).
 - [6] A. J. Buras and M. Munz, Phys. Rev. D **52**, 186 (1995).
 - [7] G. Buchalla, A. J. Buras and M. E. Lautenbacher, Rev. Mod. Phys. **68**, 1125 (1996).
 - [8] A. F. Falk, M. Luke, M. J. Savage, Phys. Rev. D **49**, 3367 (1994).
 - [9] C. Greub, A. Ioannissian and D. Wyler, Phys. Lett. B **346**, 149 (1995).
 - [10] P. Cho, M. Misiak and D. Wyler, Phys. Rev. D **54**, 3329 (1996).
 - [11] W. Roberts and F. Ledroit, Phys. Rev. D **53**, 3643 (1996).
 - [12] W. Roberts, Phys. Rev. D **54**, 863 (1996).
 - [13] J. L. Hewett and J. D. Wells, Phys. Rev. D **55**, 5549 (1997).
 - [14] T. M. Aliev, M. Savci and A. Ozpineci, Phys. Rev. D **56**, 4260 (1997).
 - [15] T. M. Aliev, C. S. Kim and Y. G. Kim, Phys. Rev. D **62**, 14026 (2000).
 - [16] T. M. Aliev, M. K. Cakmak, A. Ozpineci and M. Savci, Phys. Rev. D **64**, 55007 (2001).
 - [17] T. M. Aliev, A. Ozpineci and M. Savci, Phys. Lett. B **511**, 49 (2001).
 - [18] T. M. Aliev, M. K. Cakmak and M. Savci, Nuc. Phys. B **607**, 305 (2001).
 - [19] T. M. Aliev, A. Ozpineci, M. Savci and C. Yuce, Phys. Rev. D **66**, 115006 (2002).
 - [20] D. Melikhov, N. Nikitin and S. Simula, Phys. Lett. B **410**, 290 (1997).
 - [21] D. Melikhov, N. Nikitin and S. Simula, Phys. Lett. B **430**, 332 (1998).
 - [22] D. Melikhov, N. Nikitin and S. Simula, Nuc. Phys. B (Proc. Suppl.) **75B**, 97 (1999).
 - [23] T. Huang and Z.-H. Li, Phys. Rev. D **57**, 1993 (1998).
 - [24] G. Burdman, Phys. Rev. D **57**, 4254 (1998).
 - [25] T. Goto, Y. Okada and Y. Shimizu, Phys. Rev. D **58**, 094006 (1998).
 - [26] C.-S. Huang, W. Liao and Q.-S. Yan, Phys. Rev. D **59**, 011701 (1998).
 - [27] C.-S. Huang and Q.-S. Yan, Phys. Lett. B **442**, 209 (1998).
 - [28] Q.-S. Yan, C.-S. Huang, W. Liao and S.-H. Zhu, Phys. Rev. D **62**, 094023 (2000).
 - [29] C.-S. Huang, Nuc. Phys. B (Proc. Suppl.) **93**, 73 (2001).
 - [30] C.-S. Huang, Nuc. Phys. B **657**, 304 (2003).
 - [31] P. Colangelo *et al.*, Eur. Phys. J. C **8**, 81 (1999).
 - [32] P. Colangelo, F. De Fazio, R. Ferrandes and T. N. Phan, hep-ph/0709.2817v2 (2008).
 - [33] C.-K. Chua, X.-G. He and W.-S. Hou, Phys. Rev. D **60**, 014003 (1999).
 - [34] A. Ali, P. Ball, L.T. Handoko and G. Hiller, Phys. Rev. D **61**, 074024 (2000).
 - [35] C.-H. V. Chang, D. Chang and W.-Y. Keung, Phys. Rev. D **61**, 53007 (2000).

- [36] E. O. Itlan, Phys. Rev. D **61**, 54001 (2000).
- [37] M. Beneke, T. Feldmann, D. Seidel, Nuc. Phys. B **612**, 25 (2001).
- [38] F. Kruger and E. Lunghi, Phys. Rev. D **63**, 14013 (2001).
- [39] A. S. Safir, EPJdirect **C15**, 1 (2001).
- [40] C.-H. Chen and C. Q. Geng, Phys. Rev. D **63**, 114025 (2001).
- [41] C.-H. Chen and C. Q. Geng, Phys. Rev. D **66**, 14007 (2002).
- [42] C.-H. Chen and C. Q. Geng, Phys. Rev. D **66**, 34006 (2002).
- [43] C.-H. Chen and C. Q. Geng, Phys. Rev. D **66**, 94018 (2002).
- [44] M. Frank and S. Nie, Phys. Rev. D **66**, 55001 (2002).
- [45] A. Arda and M. Boz, Phys. Rev. D **66**, 75012 (2002).
- [46] S. R. Choudhury, N. Gaur, A. S. Cornell and G. C. Joshi, Phys. Rev. D **68**, 54016 (2003).
- [47] A. J. Buras, A. Poschenrieder, M. Spranger, A. Weiler, hep-ph/0306158v1 (2003).
- [48] A. Ghinculov, T. Hurth, G. Isidori and Y.-P. Yao, Nuc. Phys. B **685**, 351 (2004).
- [49] V. Bashiry, hep-ph/0605061 (2006).
- [50] F. De Fazio, Nuc. Phys. B (Proc. Suppl.) **174**, 185 (2007).
- [51] R. Ferrandes, hep-ph/0710.2212v2 (2007).
- [52] L. Mott and W. Roberts, Int. J. Mod. Phys. A, **27**, 1250016 (2012).
- [53] M. J. Aslam, Y.-M. Wang and C.-D. Lu, Phys. Rev. D **78**, 114032 (2008).
- [54] Y. M. Wang, Y. Li and C.-D. Lu, hep-ph/0804.0648 (2008).
- [55] C. S. Huang, H. G. Yan, Phys. Rev. D **59**, 114022 (1999).
- [56] C.-H. Chen and C. Q. Geng, Phys. Rev. D **63**, 114024 (2001).
- [57] C.-H. Chen and C. Q. Geng, Phys. Rev. D **64**, 074001 (2001).
- [58] C.-H. Chen and C. Q. Geng, Phys. Lett. B **516**, 327 (2001).
- [59] H. Y. Cheng, C. Y. Cheung, G. L. Lin, Y. C. Lin, T. M. Yan, H. L. Yu, Phys. Rev. D **51**, 1199 (1995).
- [60] T. Mannel, S. Recksiegel, J. Phys. G **24**, 979 (1998).
- [61] X. G. He, T. Li, X. Q. Li, Y. M. Wang, Phys. Rev. D **74**, 034026 (2006).
- [62] F. Zolfagharpour and V. Bashiry, Nucl. Phys. B **796**, 294 (2008).
- [63] T. Mannel and Y.-M. Wang, JHEP **12** 067 (2011).
- [64] Th. Feldmann and M. W. Yip, Phys. Rev. D **85**, 014035 (2012).
- [65] W. Detmold, C.-J. D. Lin, S. Meinel and M. Wingate, Phys. Rev. D **87**, 074502 (2013).
- [66] T. Aaltonen et al.(CDF Collab.), Phys. Rev. Lett. **107**, 201802 (2011).
- [67] R. Aaij et al. (LHCb Collaboration), Phys. Lett. B **725** 25 (2013).
- [68] M. Pervin, W. Roberts and S. Capstick, Phys. Rev. C **72**, 35201 (2005).
- [69] M. Pervin, W. Roberts and S. Capstick, Phys. Rev. C **74**, 025205 (2006).
- [70] T. Mannel, W. Roberts and Z. Ryzak, Nucl. Phys. B **355**, 38 (1991).
- [71] W. Roberts and M. Pervin, Int. J. Mod. Phys. A, **23**, 2817 (2008).
- [72] G. Crawford *et al.* (CLEO Collaboration), Phys. Rev. Lett. **75**, 624 (1995).
- [73] C. Amsler et al. (Particle Data Group), Physics Letters **B667**, 1 (2008).
- [74] See, for example, D. Jido, T. Sekihara, Y. Ikeda, T. Hyodo, Y. Kanada-En'yo, E. Oset, Nucl. Phys. **A835**, 59-66 (2010).