
Spectral Learning of Large Structured HMMs for Comparative Epigenomics

Chicheng Zhang
UC San Diego
chz038@eng.ucsd.edu

Jimin Song
Rutgers University
song@dls.rutgers.edu

Kevin C Chen
Rutgers University
kcchen@dls.rutgers.edu

Kamalika Chaudhuri
UC San Diego
kamalika@eng.ucsd.edu

Abstract

We develop a latent variable model and an efficient spectral algorithm motivated by the recent emergence of very large data sets of chromatin marks from multiple human cell types. A natural model for chromatin data in one cell type is a Hidden Markov Model (HMM); we model the relationship between multiple cell types by connecting their hidden states by a fixed tree of known structure.

The main challenge with learning parameters of such models is that iterative methods such as EM are very slow, while naive spectral methods result in time and space complexity exponential in the number of cell types. We exploit properties of the tree structure of the hidden states to provide spectral algorithms that are more computationally efficient for current biological datasets. We provide sample complexity bounds for our algorithm and evaluate it experimentally on biological data from nine human cell types. Finally, we show that beyond our specific model, some of our algorithmic ideas can be applied to other graphical models.

1 Introduction

In this paper, we develop a latent variable model and efficient spectral algorithm motivated by the recent emergence of very large data sets of chromatin marks from multiple human cell types [7, 9]. Chromatin marks are chemical modifications on the genome which are important in many basic biological processes. After standard preprocessing steps, the data consists of a binary vector (one bit for each chromatin mark) for each position in the genome and for each cell type.

A natural model for chromatin data in one cell type is a Hidden Markov Model (HMM) [8, 13], for which efficient spectral algorithms are known. On biological data sets, spectral algorithms have been shown to have several practical advantages over maximum likelihood-based methods, including speed, prediction accuracy and biological interpretability [24]. Here we extend the approach by modeling multiple cell types together. We model the relationships between cell types by connecting their hidden states by a fixed tree, the standard model in biology for relationships between cell types. This comparative approach leverages the information shared between the different data sets in a statistically unified and biologically motivated manner.

Formally, our model is an HMM where the hidden state z_t at time t has a structure represented by a tree graphical model of known structure. For each tree node u we can associate an individual hidden state z_t^u that depends not only on the previous hidden state z_{t-1}^u for the same tree node u but also on the individual hidden state of its parent node. Additionally, there is an observation variable x_t^u for each node u , and the observation x_t^u is independent of other state and observation variables

conditioned on the hidden state variable z_t^u . In the bioinformatics literature, [5] studied this model with the additional constraint that all tree nodes share the same emission parameters. In biological applications, the main outputs of interest are the learned observation matrices of the HMM and a segmentation of the genome into regions which can be used for further studies.

A standard approach to unsupervised learning of HMMs is the Expectation-Maximization (EM) algorithm. When applied to HMMs with very large state spaces, EM is very slow. A recent line of work on spectral learning [18, 1, 23, 6] has produced much more computationally efficient algorithms for learning many graphical models under certain mild conditions, including HMMs. However, a naive application of these algorithms to HMMs with large state spaces results in computational complexity exponential in the size of the underlying tree.

Here we exploit properties of the tree structure of the hidden states to provide spectral algorithms that are more computationally efficient for current biological datasets. This is achieved by three novel key ideas. Our first key idea is to show that we can treat each root-to-leaf path in the tree separately and learn its parameters using tensor decomposition methods. This step improves the running time because our trees typically have very low depth. Our second key idea is a novel tensor symmetrization technique that we call *Skeletensor construction* where we avoid constructing the full tensor over the entire root-to-leaf path. Instead we use carefully designed symmetrization matrices to reveal its range in a *Skeletensor* which has dimension equal to that of a single tree node. The third and final key idea is called *Product Projections*, where we exploit the independence of the emission matrices along the root-to-leaf path conditioned on the hidden states to avoid constructing the full tensors and instead construct compressed versions of the tensors of dimension equal to the number of hidden states, not the number of observations. Beyond our specific model, we also show that Product Projections can be applied to other graphical models and thus we contribute a general tool for developing efficient spectral algorithms.

Finally we implement our algorithm and evaluate it on biological data from nine human cell types [7]. We compare our results with the results of [5] who used a variational EM approach. We also compare with spectral algorithms for learning HMMs for each cell type individually to assess the value of the tree model.

1.1 Related Work

The first efficient spectral algorithm for learning HMM parameters was due to [18]. There has been an explosion of follow-up work on spectral algorithms for learning the parameters and structure of latent variable models [23, 6, 4]. [18] gives a spectral algorithm for learning an *observable operator* representation of an HMM under certain rank conditions. [23] and [3] extend this algorithm to the case when the transition matrix and the observation matrix respectively are rank-deficient. [19] extends [18] to Hidden Semi-Markov Models.

[2] gives a general spectral algorithm for learning parameters of latent variable models that have a *multi-view* structure – there is a hidden node and three or more observable nodes that are not connected to any other nodes and are independent conditioned on the hidden node. Many latent variable models have this structure, including HMMs, tree graphical models, topic models and mixture models. [1] provides a simpler, more robust algorithm that involves decomposing a third order tensor. [21, 22, 25] provide algorithms for learning latent trees and of latent junction trees.

Several algorithms have been designed for learning HMM parameters for chromatin modeling, including stochastic variational inference [16] and contrastive learning of two HMMs [26]. However, none of these methods extend directly to modeling multiple chromatin sequences simultaneously.

2 The Model

Probabilistic Model. The natural probabilistic model for a single epigenomic sequence is a hidden Markov model (HMM), where time corresponds to position in the sequence. The observation at time t is the sequence value at position t , and the hidden state at t is the regulatory function in this position.

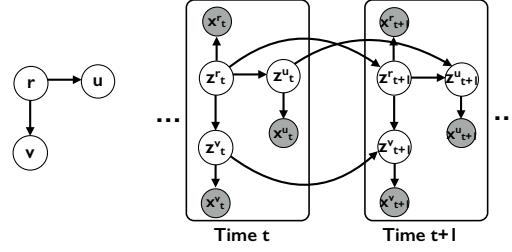


Figure 1: Left: A tree T with 3 nodes $V = \{r, u, v\}$. Right: A HMM whose hidden state has structure T .

In comparative epigenomics, the goal is to jointly model epigenomic sequences from multiple species or cell-types. This is done by an HMM with a tree-structured hidden state [5](THS-HMM),¹ where each node in the tree representing the hidden state has a corresponding observation node. Formally, we represent the model by a tuple $\mathcal{H} = (G, \mathcal{O}, \mathcal{T}, \mathcal{W})$; Figure 1 shows a pictorial representation.

$G = (V, E)$ is a directed tree with known structure whose nodes represent individual cell-types or species. The hidden state z_t and the observation x_t are represented by vectors $\{z_t^u\}$ and $\{x_t^u\}$ indexed by nodes $u \in V$. If $(v, u) \in E$, then v is the parent of u , denoted by $\pi(u)$; if v is a parent of u , then for all t , z_t^v is a parent of z_t^u . In addition, the observations have the following product structure: if $u' \neq u$, then conditioned on z_t^u , the observation x_t^u is independent of $z_t^{u'}$ and $x_t^{u'}$ as well as any $z_{t'}^{u'}$ and $x_{t'}^{u'}$ for $t \neq t'$.

\mathcal{O} is a set of observation matrices $O^u = P(x_t^u | z_t^u)$ for each $u \in V$ and \mathcal{T} is a set of transition tensors $T^u = P(z_{t+1}^u | z_t^u, z_{t+1}^{\pi(u)})$ for each $u \in V$. Finally, \mathcal{W} is the set of initial distributions where $W^u = P(z_1^u | z_1^{\pi(u)})$ for each z_1^u .

Given a tree structure and a number of iid observation sequences corresponding to each node of the tree, our goal is to determine the parameters of the underlying THS-HMM and then use these parameters to infer the most likely regulatory function at each position in the sequences.

Below we use the notation D to denote the number of nodes in the tree and d to denote its depth. For typical epigenomic datasets, D is small to moderate (5-50) while d is very small (2 or 3) as it is difficult to obtain data with large d experimentally. Typically m , the number of possible values assumed by the hidden state at a single node, is about 6-25, while n , the number of possible observation values assumed by a single node is much larger (e.g. 256 in our dataset).

Tensors. An order-3 tensor $M \in \mathbb{R}^{n_1} \otimes \mathbb{R}^{n_2} \otimes \mathbb{R}^{n_3}$ is a 3-dimensional array with $n_1 n_2 n_3$ entries, with its (i_1, i_2, i_3) -th entry denoted as M_{i_1, i_2, i_3} .

Given $n_i \times 1$ vectors $v_i, i = 1, 2, 3$, their tensor product, denoted by $v_1 \otimes v_2 \otimes v_3$ is the $n_1 \times n_2 \times n_3$ tensor whose (i_1, i_2, i_3) -th entry is $(v_1)_{i_1} (v_2)_{i_2} (v_3)_{i_3}$. A tensor that can be expressed as the tensor product of a set of vectors is called a rank 1 tensor. A tensor M is symmetric if and only if for any permutation $\pi : [3] \rightarrow [3]$, $M_{i_1, i_2, i_3} = M_{\pi(i_1), \pi(i_2), \pi(i_3)}$.

Let $M \in \mathbb{R}^{n_1} \otimes \mathbb{R}^{n_2} \otimes \mathbb{R}^{n_3}$. If $V_i \in \mathbb{R}^{n_i \times m_i}$, then $M(V_1, V_2, V_3)$ is a tensor of size $m_1 \times m_2 \times m_3$, whose (i_1, i_2, i_3) -th entry is: $M(V_1, V_2, V_3)_{i_1, i_2, i_3} = \sum_{j_1, j_2, j_3} M_{j_1, j_2, j_3} (V_1)_{j_1, i_1} (V_2)_{j_2, i_2} (V_3)_{j_3, i_3}$.

Since a matrix is a order-2 tensor, we also use the following shorthand to denote matrix multiplication. Let $M \in \mathbb{R}^{n_1} \otimes \mathbb{R}^{n_2}$. If $V_i \in \mathbb{R}^{m_i \times n_i}$, then $M(V_1, V_2)$ is a matrix of size $m_1 \times m_2$, whose (i_1, i_2) -th entry is: $M(V_1, V_2)_{i_1, i_2} = \sum_{j_1, j_2} M_{j_1, j_2} (V_1)_{j_1, i_1} (V_2)_{j_2, i_2}$. This is equivalent to $V_1^\top M V_2$.

¹In the bioinformatics literature, this model is also known as a tree HMM.

Meta-States and Observations, Co-occurrence Matrices and Tensors. Given observations x_t^u and $x_{t'}^u$ at a single node u , we use the notation $P_{t,t'}^u$ to denote their expected co-occurrence frequencies: $P_{t,t'}^{u,u} = \mathbb{E}[x_t^u \otimes x_{t'}^u]$, and $\hat{P}_{t,t'}^{u,u}$ to denote their corresponding empirical version. The tensor $P_{t,t',t''}^{u,u,u} = \mathbb{E}[x_t^u \otimes x_{t'}^u \otimes x_{t''}^u]$ and its empirical version $\hat{P}_{t,t',t''}^{u,u,u}$ are defined similarly.

Occasionally, we will consider the states or observations corresponding to a subset of nodes in G coalesced into a single meta-state or meta-observation. Given a connected subset $S \subseteq V$ of nodes in the tree G that includes the root, we use the notation z_t^S and x_t^S to denote the meta-state represented by $(z_t^u, u \in S)$ and the meta-observation represented by $(x_t^u, u \in S)$ respectively. We define the observation matrix for S as $O^S = P(x_t^S | z_t^S) \in \mathbb{R}^{n^{|S|} \times m^{|S|}}$ and the transition matrix for S as $T^S = P(z_{t+1}^S | z_t^S) \in \mathbb{R}^{m^{|S|} \times m^{|S|}}$, respectively.

For sets of nodes V_1 and V_2 , we use the notation $P_{t,t'}^{V_1,V_2}$ to denote the expected co-occurrence frequencies of the meta-observations $x_t^{V_1}$ and $x_{t'}^{V_2}$. Its empirical version is denoted by $\hat{P}_{t,t'}^{V_1,V_2}$. Similarly, we can define the notation $P_{t,t',t''}^{V_1,V_2,V_3}$ and its empirical version $\hat{P}_{t,t',t''}^{V_1,V_2,V_3}$.

Background on Spectral Learning for Latent Variable Models. Recent work by [1] has provided a novel elegant tensor decomposition method for learning latent variable models. Applied to HMMs, the main idea is to decompose a transformed version of the third order co-occurrence tensor of the first three observations to recover the parameters; [1] shows that given enough samples and under fairly mild conditions on the model, this provides an approximation to the globally optimal solution. The algorithm has three main steps. First, the third order tensor of the co-occurrences is symmetrized using the second order co-occurrence matrices to yield a symmetric tensor; this symmetric tensor is then orthogonalized by a whitening transformation. Finally, the resultant symmetric orthogonal tensor is decomposed via the tensor power method.

In biological applications, instead of multiple independent sequences, we have a single long sequence in the steady state. In this case, following ideas from [23], we use the average over t of the third order co-occurrence tensors of three consecutive observations starting at time t . The second order co-occurrence tensor is also modified similarly.

3 Algorithm

A naive approach for learning parameters of HMMs with tree-structured hidden states is to directly apply the spectral method of [1]. Since this method ignores the structure of the hidden state, its running time is very high, $\Omega(n^D m^D)$, even with optimized implementations. This motivates the design of more computationally efficient approaches.

A plausible approach is to observe that at $t = 1$, the observations are generated by a tree graphical model; thus in principle one could learn the parameters of the underlying tree using existing algorithms [22, 21, 25]. However, this approach does not directly produce the HMM parameters; it also does not work for biological sequences because we do not have multiple independent samples at $t = 1$; instead we have a single long sequence at the steady state, and the steady state distribution of observations is not generated by a latent tree. Another plausible approach is to use the spectral junction tree algorithm of [25]; however, this algorithm does not provide the actual transition and observation matrix parameters which hold important biological information, and instead provides an *observable operator representation*.

Our main contribution is to show that we can achieve a much better running time by exploiting the structure of the hidden state. Our algorithm is based on three key ideas – Partitioning, Skeletensor Construction and Product Projections. We explain these ideas next.

Partitioning. Our first observation is that to learn the parameters at a node u , we can focus only on the unique path from the root to u . Thus we *partition* the learning problem on the tree into separate learning problems on these paths. This maintains correctness as proved in the Appendix.

The Partitioning step reduces the computational complexity since we now need to learn an HMM with m^d states and n^d observations, instead of the naive method where we learn an HMM with m^D states and n^D observations. As $d \ll D$ in biological data, this gives us significant savings.

Constructing the Skeletensor. A naive way to learn the parameters of the HMM corresponding to each root-to-node path is to work directly on the $O(n^d \times n^d \times n^d)$ co-occurrence tensor. Instead, we show that for each node u on a root-to-node path, a novel symmetrization method can be used to construct a much smaller *skeleton tensor* T^u of size $n \times n \times n$, which nevertheless captures the effect of the entire root-to-node path and projects it into the skeleton tensor, thus revealing the range of O^u . We call this the *skeletensor*.

Let H_u be the path from the root to a node u , and let $\hat{P}_{1,2,3}^{H_u,u,H_u}$ be the empirical $n^{|H_u|} \times n \times n^{|H_u|}$ tensor of co-occurrences of the meta-observations H_u , u and H_u at times 1, 2 and 3 respectively. Based on the data we construct the following symmetrization matrices:

$$S_1 \sim \hat{P}_{2,3}^{u,H_u} (\hat{P}_{1,3}^{H_u,H_u})^\dagger, \quad S_3 \sim \hat{P}_{2,1}^{u,H_u} (\hat{P}_{3,1}^{H_u,H_u})^\dagger$$

Note that S_1 and S_3 are $n \times n^{|H_u|}$ matrices. Symmetrizing $\hat{P}_{1,2,3}^{H_u,u,H_u}$ with S_1 and S_3 gives us an $n \times n \times n$ skeletensor, which can in turn be decomposed to give an estimate of O^u (see Lemma 3 in the Appendix).

Even though naively constructing the symmetrization matrices and skeletensor takes $O(Nn^{2d+1} + n^{3d})$ time, this procedure improves computational efficiency because tensor construction is a one-time operation, while the power method which takes many iterations is carried out on a much smaller tensor.

Product Projections. We further reduce the computational complexity by using a novel algorithmic technique that we call *Product Projections*. The key observation is as follows. Let $H_u = \{u_0, u_1, \dots, u_{d-1}\}$ be any root-to-node path in the tree and consider the HMM that generates the observations $(x_t^{u_0}, x_t^{u_1}, \dots, x_t^{u_{d-1}})$ for $t = 1, 2, \dots$. Even though the individual observations $x_t^{u_j}$, $j = 0, 1, \dots, d-1$ are highly dependent, *the range of O^{H_u} , the emission matrix of the HMM describing the path H_u , is contained in the product of the ranges of O^{u_j} , where O^{u_j} is the emission matrix at node u_j (Lemma 4 in the Appendix). Furthermore, even though the O^{u_j} matrices are difficult to find, their ranges can be determined by computing the SVDs of the observation co-occurrence matrices at u_j .*

Thus we can *implicitly* construct and store (an estimate of) the range of O^{H_u} . This also gives us estimates of the range of $\hat{P}_{1,3}^{H_u,H_u}$, the column spaces of $\hat{P}_{2,1}^{u,H_u}$ and $\hat{P}_{2,3}^{u,H_u}$, and the range of the first and third modes of the tensor $\hat{P}_{1,2,3}^{H_u,u,H_u}$. Therefore during skeletensor construction we can avoid explicitly constructing S_1 , S_3 and $\hat{P}_{1,2,3}^{H_u,u,H_u}$, and instead construct their projections onto their ranges. This reduces the time complexity of the skeletensor construction step to

$O(Nm^{2d+1} + m^{3d} + dmn^2)$ (recall that the range has dimension m .) While the number of hidden states m could be as high as n , this is a significant gain in practice, as $n \gg m$ in biological datasets (e.g. 256 observations vs. 6 hidden states).

Product projections are more efficient than random projections [17] on the co-occurrence matrix of meta-observations: the co-occurrence matrices are $n^d \times n^d$ matrices, and random projections would take $\Omega(n^d)$ time. Also, product projections differ from the suggestion of [15] since we exploit properties of the model to efficiently find good projections.

3.1 The Full Algorithm

Our final algorithm follows from combining the three key ideas above. Algorithm 1 shows how to recover the observation matrices O^u at each node u . Once the O^u s are recovered, one can use standard techniques to recover T and W ; details are described in Algorithm 2 in the Appendix.

3.2 Product Projections beyond HMMs with Tree-structured Hidden States

The Product Projections technique is a general technique with applications beyond our model.

Algorithm 1 Algorithm for Observation Matrix Recovery

- 1: Input: N samples of the three consecutive observations $(x_1, x_2, x_3)_{i=1}^N$ generated by an HMM with tree structured hidden state with known tree structure.
 - 2: **for** $u \in V$ **do**
 - 3: Perform SVD on $\hat{P}_{1,2}^{u,u}$ to get the first m left singular vectors \hat{U}^u .
 - 4: **end for**
 - 5: **for** $u \in V$ **do**
 - 6: Let H_u denote the set of nodes on the unique path from root r to u . Let $\hat{U}^{H_u} = \otimes_{v \in H_u} \hat{U}^v$.
 - 7: **Construct Projected Skelentensor.** First, compute symmetrization matrices:
$$\hat{S}_1^u = ((\hat{U}^u)^\top \hat{P}_{2,3}^{u,H_u} \hat{U}^{H_u})((\hat{U}^{H_u})^\top \hat{P}_{1,3}^{H_u,H_u} \hat{U}^{H_u})^{-1}, \hat{S}_3^u = ((\hat{U}^u)^\top \hat{P}_{2,1}^{u,H_u} \hat{U}^{H_u})((\hat{U}^{H_u})^\top \hat{P}_{3,1}^{H_u,H_u} \hat{U}^{H_u})^{-1}$$
 - 8: Compute symmetrized second and third co-occurrences for u :
$$\begin{aligned} \hat{M}_2^u &= (\hat{P}_{1,2}^{H_u,u} (\hat{U}^{H_u} (\hat{S}_1^u)^\top, \hat{U}^u) + \hat{P}_{1,2}^{H_u,u} (\hat{U}^{H_u} (\hat{S}_1^u)^\top, \hat{U}^u)^\top) / 2 \\ \hat{M}_3^u &= \hat{P}_{1,2,3}^{H_u,u,H_u} (\hat{U}^{H_u} (\hat{S}_1^u)^\top, \hat{U}^u, \hat{U}^{H_u} (\hat{S}_3^u)^\top) \end{aligned}$$
 - 9: **Orthogonalization and Tensor Decomposition.** Orthogonalize \hat{M}_3^u using \hat{M}_2^u and decompose to recover $(\hat{\theta}_1^u, \dots, \hat{\theta}_m^u)$ as in [1] (See Algorithm 3 in the Appendix for details).
 - 10: **Undo Projection onto Range.** Estimate O^u as: $\hat{O}^u = \hat{U}^u \hat{\Theta}^u$, where $\hat{\Theta}^u = (\hat{\theta}_1^u, \dots, \hat{\theta}_m^u)$.
 - 11: **end for**
-

Application 1: HMM with more general hidden states. Consider an HMM with a hidden state represented by a general graphical model $G = (V, E)$ with an observation variable x_t^u corresponding to each $u \in V$. x_t^u is independent of all other hidden state and observation nodes, conditioned on its corresponding hidden state variable z_t^u . In this case, $O^{|V|} = \otimes_{u \in V} O^u$. Similar graphical models have been used in biology to model gene expression time courses [12].

Application 2: HMM with rank-deficient observation matrix. Consider an HMM whose observation matrix O is rank-deficient. In this case, [3] suggests compressing sequences of successive observations of size s for $s = 2, 3, \dots$ until the matrices $O^f = P(x_t, x_{t+1}, \dots, x_{t+s-1} | z_t)$ and $O^b = P(x_t, x_{t-1}, \dots, x_{t-s+1} | z_t)$ have rank m . A version of [18] is then run using observation sequence pairs $P_{1:s, s+1:2s}$ and triples $P_{1:s, s+1, s+2:2s+1}$. In this case, we can show that both $\text{range}(O^f)$ and $\text{range}(O^b)$ are contained in $\text{range}(O^{\otimes s})$; we can therefore use Product Projections to improve the $\Omega(n^s)$ running time to $O(m^{O(s)})$.

3.3 Performance Guarantees

We now provide performance guarantees on our algorithm. Since learning parameters of HMMs and many other graphical models is NP-Hard, spectral algorithms make simplifying assumptions on the properties of the model generating the data. Typically these assumptions take the form of some conditions on the rank of certain parameter matrices. We state below the conditions needed for our algorithm to successfully learn parameters of a HMM with tree structured hidden states. Observe that we need two kinds of rank conditions – node-wise and path-wise – to ensure that we can recover the full set of parameters on a root-to-node path.

Assumption 1 (Node-wise Rank Condition). *For all $u \in V$, the matrix O^u has rank m , and the joint probability matrix $P_{2,1}^{u,u}$ has rank m .*

Assumption 2 (Path-wise Rank Condition). *For any $u \in V$, let H_u denote the path from root to u . Then, the joint probability matrix $P_{1,2}^{H_u,H_u}$ has rank $m^{|H_u|}$.*

Assumption 1 is required to ensure that the skelentensor can be decomposed, and that \hat{U}^u indeed captures the range of O^u . Assumption 2 ensures that the symmetrization operation succeeds. This kind of assumption is very standard in spectral learning [18, 1].

[3] has provided a spectral algorithm for learning HMMs involving fourth and higher order moments when Assumption 1 does not hold. We believe similar approaches will apply to our problem as well, and we leave this as an avenue for future work.

If Assumptions 1 and 2 hold, we can show that Algorithm 1 is consistent – provided enough samples are available, the model parameters learnt by the algorithms are close to the true model parameters. A finite sample guarantee is provided in the Appendix.

Theorem 1. *[Consistency] Suppose we run Algorithm 1 on the first three observation vectors $\{x_{i,1}, x_{i,2}, x_{i,3}\}$ from N iid sequences generated by an HMM with tree-structured hidden states. Then, for all nodes $u \in V$, the recovered estimates \hat{O}^u satisfy the following property: with high probability over the iid samples, there exists a permutation Π^u of the columns of \hat{O}^u such that as $\|O^u - \Pi^u \hat{O}^u\| \leq \varepsilon(N)$ where $\varepsilon(N) \rightarrow 0$ as $N \rightarrow \infty$.*

Observe that the observation matrices (as well as the transition and initial probabilities) are recovered upto permutations of hidden states *in a globally consistent manner*.

4 Experiments

Data and experimental settings. We ran our algorithm, which we call “Spectral-Tree”, on a chromatin dataset on human chromosome 1 from nine cell types (H1-hESC, GM12878, HepG2, HMEC, HSMM, HUVEC, K562, NHEK, NHLF) from the ENCODE project [7]. Following [5], we used a biologically motivated tree structure of a star tree with H1-hESC, the embryonic stem cell type, as the root. There are data for eight chromatin marks for each cell type which we preprocessed into binary vectors using a standard Poisson background assumption [11]. The chromosome is divided into 1,246,253 segments of length 200, following [11]. The observed data consists of a binary vector of length eight for each segment, so the number of possible observations is the number of all combinations of presence or absence of the chromatin marks (i.e. $n = 2^8 = 256$). We set the number of hidden states, which we interpret as chromatin states, to $m = 6$, similar to the choice of ENCODE. Our goals are to discover chromatin states corresponding to biologically important functional elements such as promoters and enhancers, and to label each chromosome segment with the most probable chromatin state.

Observe that instead of the first few observations from N iid sequences, we have a single long sequence in the steady state per cell type; thus, similar to [23], we calculate the empirical co-occurrence matrices and tensors used in the algorithm based on two and three successive observations respectively (so, more formally, instead of $\hat{P}_{1,2}$, we use the average over t of $\hat{P}_{t,t+1}$ and so on). Additionally, we use a projection procedure similar to [4] for rounding negative entries in the recovered observation matrices. Our experiments reveal that the rank conditions appear to be satisfied for our dataset.

Run time and memory usage comparisons. First, we flattened the HMM with tree-structured hidden states into an ordinary HMM with an exponentially larger state space. Our Python implementation of the spectral algorithm for HMMs of [18] ran out of memory while performing singular value decomposition on the co-occurrence matrix, even using sparse matrix libraries. This suggests that naive application of spectral HMM is not practical for biological data.

Next we compared the performance of Spectral-Tree to a similar model which additionally constrained all transition and observation parameters to be the same on each branch [5]. That work used several variational approximations to the EM algorithm and reported that SMF (structured mean field) performed the best in their tests. Although we implemented Spectral-Tree in Matlab and did not optimize it for run-time efficiency, Spectral-Tree took ~ 2 hr, whereas the SMF algorithm took ~ 13 hr for 13 iterations to convergence. This suggests that spectral algorithms may be much faster than variational EM for our model.

Biological interpretation of the observation matrices. Having examined the efficiency of Spectral-Tree, we next studied the accuracy of the learned parameters. We focused on the observation matrices which hold most of the interesting biological information. Since the full observation matrix is very large ($2^8 \times 6$ where each row is a combination of chromatin marks), Figure 2 shows

the 8×6 marginal distribution of each chromatin mark conditioned on each hidden state. Spectral-Tree identified most of the major types of functional elements typically discovered from chromatin data: repressive, strong enhancer, weak enhancer, promoter, transcribed region and background state (states 1-6, respectively, in Figure 2b). In contrast, the SMF algorithm used three out of the six states to model the large background state (i.e. the state with no chromatin marks). It identified repressive, transcribed and promoter states (states 2, 4, 5, respectively, in Figure 2a) but did not identify any enhancer states, which are one of the most interesting classes for further biological studies.

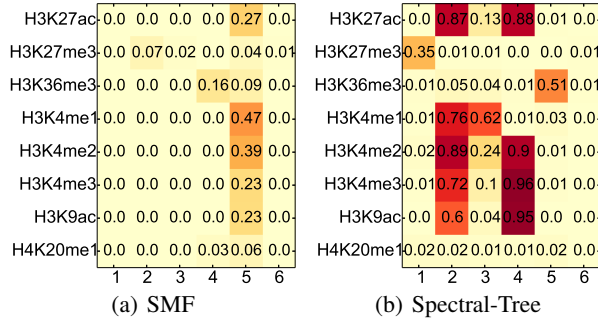


Figure 2: The compressed observation matrices for the GM12878 cell type estimated by the SMF and Spectral-Tree algorithms. The hidden states are on the X axis.

We believe these results are due to that fact that the background state in the data set is large: $\sim 62\%$ of the segments do not have chromatin marks for any cell type. The background state has lower biological interest but is modeled well by the maximum likelihood approach. In contrast, biologically interesting states such as promoters and enhancers comprise a relatively small fraction of the genome. We cannot simply remove background segments to make the classes balanced because it would change the length distribution of the hidden states. Finally, we observed that our model estimated significantly different parameters for each cell type which captures different chromatin states (Appendix Figure 3). For example, we found enhancer states with strong H3K27ac in all cell types except for H1-hESC, where both enhancer states (3 and 6) had low signal for this mark. This mark is known to be biologically important in these cells for distinguishing active from poised enhancers [10]. This suggests that modeling the additional branch-specific parameters can yield interesting biological insights.

Comparison of the chromosome segments labels. We computed the most probable state for each chromosome segment using a posterior decoding algorithm. We tested the accuracy of the predictions using an experimentally defined data set and compared it to SMF and the spectral algorithm for HMMs run for individual cell types without the tree (Spectral-HMM). Specifically we assessed promoter prediction accuracy (state 5 for SMF and state 4 for Spectral-Tree in Figure 2) using CAGE data from [14] which was available for six of the nine cell types. We used the F1 score (harmonic mean of precision and recall) for comparison and found that Spectral-Tree was much more accurate than SMF for all six cell types (Table 1). This was because the promoter predictions of SMF were biased towards the background state so those predictions had slightly higher recall but much lower specificity.

Finally, we compared our predictions to Spectral-HMM to assess the value of the tree model. H1-hESC is the root node so Spectral-HMM and Spectral-Tree have the same model and obtain the same accuracy (Table 1). Spectral-Tree predicts promoters more accurately than Spectral-HMM for all other cell types except HepG2. However, HepG2 is the most diverged from the root among the cell types based on the Hamming distance between the chromatin marks. We hypothesize that for HepG2, the tree is not a good model which slightly reduces the prediction accuracy.

Our experiments show that Spectral-Tree has improved computational efficiency, biological interpretability and prediction accuracy on an experimentally-defined feature compared to variational EM for a similar tree HMM model and a spectral algorithm for single HMMs. A previous study showed improvements for spectral learning of single HMMs over the EM algorithm [24]. Thus our

Cell type	SMF	Spectral-HMM	Spectral-Tree
H1-hESC	.0273	.1930	.1930
GM12878	.0220	.1230	.1703
HepG2	.0274	.1022	.0993
HUVEC	.0275	.1221	.1621
K562	.0255	.0964	.1966
NHEK	.0287	.1528	.1719

Table 1: F1 score for predicting promoters for six cell types. The highest F1 score for each cell type is emphasized in bold. Ground-truth labels for the other 3 cell-types are currently unavailable.

algorithms may be useful to the bioinformatics community in analyzing the large-scale chromatin data sets currently being produced.

5 Acknowledgements

We thank NSF under IIS-1162581 for support. Part of this work was done while Chaudhuri was visiting the Spectral Learning program at the Simons Foundation in UC Berkeley.

References

- [1] Anima Anandkumar, Rong Ge, Daniel Hsu, Sham M. Kakade, and Matus Telgarsky. Tensor decompositions for learning latent variable models. *CoRR*, abs/1210.7559, 2012.
- [2] Animashree Anandkumar, Daniel Hsu, and Sham M. Kakade. A method of moments for mixture models and hidden Markov models. *CoRR*, abs/1203.0683, 2012.
- [3] B. Balle, X. Carreras, F. Luque, and A. Quattoni. Spectral learning of weighted automata - A forward-backward perspective. *Machine Learning*, 96(1-2), 2014.
- [4] B. Balle, W. L. Hamilton, and J. Pineau. Methods of moments for learning stochastic languages: Unified presentation and empirical comparison. In *ICML*, pages 1386–1394, 2014.
- [5] Jacob Biesinger, Yuanfeng Wang, and Xiaohui Xie. Discovering and mapping chromatin states using a tree hidden Markov model. *BMC Bioinformatics*, 14(Suppl 5):S4, 2013.
- [6] A. Chaganty and P. Liang. Estimating latent-variable graphical models using moments and likelihoods. In *ICML*, 2014.
- [7] ENCODE Project Consortium. An integrated encyclopedia of DNA elements in the human genome. *Nature*, 489:57–74, 2012.
- [8] Jason Ernst and Manolis Kellis. Discovery and characterization of chromatin states for systematic annotation of the human genome. *Nature Biotechnology*, 28(8):817–825, 2010.
- [9] Bernstein et. al. The NIH Roadmap Epigenomics Mapping Consortium. *Nature Biotechnology*, 28:1045–1048, 2010.
- [10] Creighton et. al. Histone H3K27ac separates active from poised enhancers and predicts developmental state. *Proc Natl Acad Sci*, 107(50):21931–21936, 2010.
- [11] Ernst et. al. Mapping and analysis of chromatin state dynamics in nine human cell types. *Nature*, 473:43–49, 2011.
- [12] Jun Zhu et al. Characterizing dynamic changes in the human blood transcriptional network. *PLoS Comput Biol*, 6:e1000671, 2010.
- [13] M. Hoffman et al. Unsupervised pattern discovery in human chromatin structure through genomic segmentation. *Nature Methods*, 9(5):473–476, 2012.
- [14] S. Djebali et al. Landscape of transcription in human cells. *Nature*, 2012.
- [15] D. Foster, J. Rodu, and L. Ungar. Spectral dimensionality reduction for HMMs. In *CoRR*, 2012.
- [16] N. Foti, J. Xu, D. Laird, and E. Fox. Stochastic variational inference for hidden markov models. In *NIPS*, 2014.

- [17] N. Halko, P. Martinsson, and J. Tropp. Finding structure with randomness: Probabilistic algorithms for constructing approximate matrix decompositions. *SIAM Review*, 53, 2011.
- [18] D. Hsu, S. Kakade, and T. Zhang. A spectral algorithm for learning hidden Markov models. In *COLT*, 2009.
- [19] I. Melnyk and A. Banerjee. A spectral algorithm for inference in hidden semi-Markov models. In *AISTATS*, 2015.
- [20] E. Mossel and S. Roch. Learning non-singular phylogenies and hidden Markov models. *Ann. Appl. Probab.*, 16(2), 05 2006.
- [21] A. Parikh, L. Song, and E. P. Xing. A spectral algorithm for latent tree graphical models. In *ICML*, pages 1065–1072, 2011.
- [22] A. P. Parikh, L. Song, M. Ishteva, G. Teodoru, and E. P. Xing. A spectral algorithm for latent junction trees. In *UAI*, 2012.
- [23] S. Siddiqi, B. Boots, and G. Gordon. Reduced-rank hidden Markov models. In *AISTATS*, 2010.
- [24] J. Song and K. C. Chen. Spectacle: fast chromatin state annotation using spectral learning. *Genome Biology*, 16:33, 2015.
- [25] L. Song, M. Ishteva, A. P. Parikh, E. P. Xing, and H. Park. Hierarchical tensor decomposition of latent tree graphical models. In *ICML*, 2013.
- [26] J. Zou, D. Hsu, D. Parkes, and R. Adams. Contrastive learning using spectral methods. In *NIPS*, 2013.

A Recovering the Transition Probabilities and Initial Probabilities

Algorithm 2 recovers the transition and initial probabilities, given estimates of observation matrices. Theorem 2 provides finite sample guarantees on Algorithm 1 in conjunction with Algorithm 2.

Algorithm 2 Recovering the Transition Probabilities and Initial Probabilities

- 1: Input: N samples of the first three observations $(x_1, x_2, x_3)_{i=1}^N$ generated by a tree HMM, Estimates of observation matrices \hat{O}^u .
 - 2: **for** $u \in V$ **do**
 - 3: **if** u is root r **then**
 - 4: Compute $\hat{W}^r = (\hat{O}^u)^\dagger \hat{P}_1^r$.
 - 5: Compute $\hat{Q}^r = (\hat{O}^r)^\dagger \hat{P}_{2,1}^{r,r} (\hat{O}^r)^\dagger{}^\top$.
 - 6: Normalize over the z_2^u coordinate to get \hat{T}^u .
 - 7: **else**
 - 8: Compute $\hat{W}^u = (\hat{O}^u)^\dagger P_{1,1}^{u,\pi(u)} (\hat{O}^{\pi(u)})^\dagger{}^\top$.
 - 9: Compute $\hat{Q}^u = P_{2,2,1}^{u,\pi(u),u} ((\hat{O}^u)^\dagger{}^T, (\hat{O}^{\pi(u)})^\dagger{}^\top, (\hat{O}^u)^\dagger{}^\top)$.
 - 10: Normalize over the z_2^u coordinate to get \hat{T}^u .
 - 11: **end if**
 - 12: **end for**
-

B Additional Notations

For a node $u \in V$, when it is clear from context, we sometimes use H to denote H_u and d to denote d_u .

Define O_2^H to be a $n^d \times m^d$ matrix whose rows are indexed by elements in $[n]^d$ and columns are indexed by elements in $[m]^d$. In particular, $(O_2^H)_{(i_1, \dots, i_d), (j_1, \dots, j_d)} = P(x_2^r = i_1, \dots, x_2^u = i_d | z_2^r = j_1, \dots, z_2^u = j_d)$. Similarly we define O_3^H whose entries are $(O_3^H)_{(i_1, \dots, i_d), (j_1, \dots, j_d)} = P(x_3^r = i_1, \dots, x_3^u = i_d | z_2^r = j_1, \dots, z_2^u = j_d)$, and O_1^H whose its entries are $(O_1^H)_{(i_1, \dots, i_d), (j_1, \dots, j_d)} = P(x_1^r = i_1, \dots, x_1^u = i_d | z_2^r = j_1, \dots, z_2^u = j_d)$. We define O_2^u to be a $n \times m^d$ matrix, whose rows are indexed by elements in $[n]$, and columns are indexed by elements in $[m]^d$. Its entries are $(O_2^u)_{i, (j_1, \dots, j_d)} = P(x_1^u = i | z_2^r = j_1, \dots, z_2^u = j_d)$.

Define π^H to be a vector representing the marginal probability of (z_2^r, \dots, z_2^u) . In particular, its rows are indexed by elements in $[m]^d$, and $\pi_{(i_1, \dots, i_d)}^H = P(z_2^r = i_1, \dots, z_2^u = i_d)$. Define π^u to be a vector representing the marginal probability of z_2^u . In particular, its rows are indexed by elements in $[m]$, and $\pi_i^u = P(z_2^u = i)$. Define π_{\min}^u as $\min_i \pi_i^u$. Define ρ^H as the m^d dimensional vector representing the marginal probability of (z_1^r, \dots, z_1^u) whose entries are indexed by elements in $[m]^d$. In particular, $\rho_{(i_1, \dots, i_d)}^H = P(z_1^r = i_1, \dots, z_1^u = i_d)$. T^H is defined as the $m^d \times m^d$ matrix representing the conditional probability of z_2^H given z_1^H , and its rows and columns are indexed by elements in $[m]^d$, in particular, $T_{(i_1, \dots, i_d), (j_1, \dots, j_d)} = P(z_2^r = i_1, \dots, z_2^u = i_d | z_1^r = j_1, \dots, z_1^u = j_d)$.

Let u be a node in V . Define U^u to be a matrix whose columns form an orthonormal basis of O^u . One way to get U^u is to take its columns to be the top m singular vectors of O^u . The specific choice of U^u does not affect our analysis, as we will be only looking at the projection matrix $U^u(U^u)^\top$ throughout. Define U^H to be $\otimes_{v \in H} U^v$.

For a matrix M , define $\|M\|$ to be its operator norm, that is, $\max_{\|u\|=1, \|v\|=1} \|v^\top M u\|$. Define the Frobenius norm of M , $\|M\|_F$ to be square root of the sum of the square of its entries, that is, $\sqrt{\sum_{i,j} M_{ij}^2}$. By standard results in linear algebra, $\|M\| \leq \|M\|_F$. Similarly, for a third order tensor T , define $\|T\|$ to be its operator norm, that is $\max_{\|u\|=1, \|v\|=1, \|w\|=1} T(u, v, w)$. Define the Frobenius norm of T , $\|T\|_F$ to be square root of the sum of the square of its entries, that is, $\sqrt{\sum_{i,j,k} T_{ijk}^2}$. By standard results of linear algebra, $\|T\| \leq \|T\|_F$.

C Main Lemmas

C.1 Partitioning Lemmas

Lemma 1 (Path Partitioning). *Suppose observations and states $\{x_t^v, z_t^v\}_{v \in V, t \in \mathbb{N}}$ are drawn from a THS-HMM represented by $\mathcal{H} = (G, T, O, W)$, where $G = (V, E)$, $T = \{T_v, v \in V\}$, $O = \{O_v, v \in V\}$, $W = \{W_v, v \in V\}$. Let $u \in V$, and let H_u denote nodes inside the unique path from root r to u . Then $\{x_t^v, z_t^v\}_{v \in H_u, t \in \mathbb{N}}$ are generated by a THS-HMM represented by a tuple $\tilde{\mathcal{H}} = (\tilde{G}, \tilde{T}, \tilde{O}, \tilde{W})$, where $\tilde{G} = (\tilde{V}, \tilde{E})$ is the induced subgraph on H_u . In particular, $\tilde{V} = H_u$, $\tilde{E} = \{(v, \pi(v))\}_{v \in H_u}$, $\tilde{T} = \{T_v, v \in H_u\}$, $\tilde{O} = \{O_v, v \in H_u\}$, $\tilde{W} = \{W_v, v \in H_u\}$.*

Proof of Lemma 1. To show this lemma, we will calculate the marginal distribution of the variables $\{x_t^v, z_t^v\}_{v \in H_u, t \in [\tau]}$. Observe that the full joint distribution of $\{x_t^v, z_t^v\}_{v \in G, t \in [\tau]}$ is equal to:

$$\prod_{v \in G} \Pr(z_1^v) \prod_{t=1}^{\tau-1} \prod_{v \in H_u} \Pr(z_{t+1}^v | z_t^v, z_{t+1}^{\pi(v)}) \prod_{t=1}^{\tau} \prod_{v \in G} \Pr(x_t^v | z_t^v)$$

To calculate the marginal over $\{x_t^v, z_t^v\}_{v \in H_u, t \in [\tau]}$, we eliminate the rest of the variables one by one. Observe that we can eliminate any observation variable x_t^v for $v \notin H_u$ without introducing any extra edges, as x_t^v is only connected to z_t^v . Moreover, marginalizing x_t^v gives: $\sum_x \Pr(x_t^v = x | z_t^v = z) = 1$.

Let \tilde{G} be the current tree; initially $\tilde{G} = G$. We next eliminate the nodes $\{z_t^v, t = \tau, \dots, 1\}$ for $v \notin H_u$ one by one where $v \notin H_u$ is a leaf node in \tilde{G} . We do this in the order $z_\tau^v, z_{\tau-1}^v, \dots, z_1^v$; once we have eliminated these nodes, we delete v from \tilde{G} , and we continue until only the nodes in H_u are left. To eliminate a z_t^v when $\{z_s^v, s > t\}$ have been eliminated, we sum over: $\sum_z \Pr(z_t^v = z | z_{t-1}^v, z_t^{\pi(v)})$ which also sums to 1.

We repeat this process until only the nodes $\{x_t^v, z_t^v\}_{v \in H_u, t \in [T]}$ are left. Since we get 1 from eliminating each variable, the marginal we are left with is:

$$\prod_{v \in H_u} \Pr(z_1^v) \prod_{t=1}^{T-1} \prod_{v \in H_u} \Pr(z_{t+1}^v | z_t^v, z_{t+1}^{\pi(v)}) \prod_{t=1}^T \prod_{v \in H_u} \Pr(x_t^v | z_t^v), \quad (1)$$

which is the marginal distribution of an HMM with tree-structured hidden states described by the tuple $(\tilde{G}, \tilde{T}, \tilde{O}, \tilde{W})$. The lemma follows. \square

The following is a Corollary of Lemma 1.

Corollary 1. *If observations and states $\{x_t^v, z_t^v\}_{v \in H_u, t \in \mathbb{N}}$ are drawn from a THS-HMM represented by $(\tilde{G}, \tilde{T}, \tilde{O}, \tilde{W})$, then the sequence of coalesced observations and states $\{x_t^{H_u}, z_t^{H_u}\}_{t \in \mathbb{N}}$ are drawn from an HMM.*

Proof. The proof is a simple extension of Lemma 1. (1) gives us the marginal distribution of $\{x_t^v, z_t^v\}_{v \in H_u, t \in \mathbb{N}}$. Observe that for any t , conditioned on $z_t^{H_u}$, $x_t^{H_u}$ is d-separated from all the other nodes of the graph – this is because for any node x in the graphical model, $x_t^{H_u}, z_t^{H_u}$ and x either form a chain or a fork structure whose middle node is $z_t^{H_u}$. Moreover, conditioned on $z_t^{H_u}$, $z_{t+1}^{H_u}$ is d-separated from the set of nodes $\{z_s^{H_u}\}_{s=1}^{t-1}$. This is because $z_s^{H_u}, z_t^{H_u}$ and $z_{t+1}^{H_u}$ form a chain structure whose middle node is $z_t^{H_u}$. The lemma thus follows. \square

C.2 Skeletensor Lemmas

In this subsection, we justify our construction of a skeletensor. Let u be any node in the tree G and let H be the path from the root of G to u .

Recall that we define O_1^H to be the $n^d \times m^d$ matrix, whose entries are $(O_1^H)_{(i_1, \dots, i_d), (j_1, \dots, j_d)} = P(x_1^r = i_1, \dots, x_1^u = i_d | z_2^r = j_1, \dots, z_2^u = j_d)$. Similarly, O_3^H is a $n^d \times m^d$ matrix, with entries $(O_3^H)_{(i_1, \dots, i_d), (j_1, \dots, j_d)} = P(x_3^r = i_1, \dots, x_3^u = i_d | z_2^r = j_1, \dots, z_2^u = j_d)$.

We begin by showing that under Assumptions 1 and 2, the matrices O_1^H and O_3^H for the three-view mixture model induced by the HMM have full column rank.

Lemma 2. *Let u be a node in V . Recall that $H = H_u$ is the set of nodes along the path from root r to u . Then:*

- (1) *The matrices $\text{diag}(\rho^H)(T^H)^\top \text{diag}(\pi^H)^{-1}$ and T^H are of full rank.*
- (2) *The matrices O_1^H and O_3^H are of full column rank.*

Proof. By Lemma 1, x_1^H, x_2^H, x_3^H are conditionally independent given h_2^H . Thus,

$$P_{1,2}^{H,H} = O_1^H \text{diag}(\pi^H)(O_2^H)^\top$$

Since by Assumption 2, $P_{1,2}^{H,H}$ is of rank m^d , this implies that the matrix O_1^H must be of rank m^d as well. By Proposition 4.2 of [2],

$$O_1^H = O^H \text{diag}(\rho^H)(T^H)^\top \text{diag}(\pi^H)^{-1}$$

This implies that $\text{diag}(\rho^H)(T^H)^\top \text{diag}(\pi^H)^{-1}$ is of rank m^d , which is of full rank. Hence T^H is of full rank. By Proposition 4.2 of [2],

$$O_3^H = O^H T^H$$

This shows O_3^H is of full column rank. \square

Second, we discuss the infinite sample version of our symmetrization matrix. This will be extended in Lemma 8 in our detailed finite sample analysis.

Lemma 3. *Let u be a node in V . Recall that H_u is the set of nodes along the path from root r to u . Assume $P_{2,3}^{u,H}, P_{1,3}^{H,H}, P_{2,1}^{u,H}$ are given (where $P_{3,1}^{H,H} = (P_{1,3}^{H,H})^T$). Let the symmetrization matrices be:*

$$S_1^u = P_{2,3}^{u,H} (P_{1,3}^{H,H})^\dagger$$

$$S_3^u = P_{2,1}^{u,H} (P_{3,1}^{H,H})^\dagger$$

and the ground truth symmetrized pair-wise and triple-wise co-occurrence tensors be:

$$M_2^u = P_{1,2}^{H,u} (S_1^{uT}, I)$$

$$M_3^u = P_{1,2,3}^{H,u,H} (S_1^{uT}, I, S_3^{uT})$$

Then,

$$M_2^u = \sum_i \pi_i^u(O^u)_i \otimes (O^u)_i$$

$$M_3^u = \sum_i \pi_i^u(O^u)_i \otimes (O^u)_i \otimes (O^u)_i$$

Proof. By Lemma 1, x_1^H, x_2^u, x_3^H are conditionally independent given z_2^H , thus

$$P_{2,3}^{u,H} = O_2^u \text{diag}(\pi^H) O_3^{HT}$$

$$P_{1,3}^{H,H} = O_1^H \text{diag}(\pi^H) O_3^{HT}$$

Lemma 2 implies that O_1^H is of full column rank, and $\text{diag}(\pi^H) O_3^{HT}$ is of full row rank. Therefore by standard properties of pseudoinverse,

$$(P_{1,3}^{H,H})^\dagger = (\text{diag}(\pi^H) O_3^{HT})^\dagger (O_1^H)^\dagger$$

Therefore,

$$S_1^u = O_2^u (O_1^H)^\dagger$$

Likewise,

$$S_3^u = O_2^u (O_3^H)^\dagger$$

Then,

$$\begin{aligned} M_2^u &= P_{1,2}^{H,u} (S_1^{uT}, I) \\ &= \sum_{i_1, \dots, i_D} \pi_{i_1, \dots, i_D}^H (O_2^u)_{i_1, \dots, i_D} \otimes (O_2^u)_{i_1, \dots, i_D} \\ &= \sum_{i_1, \dots, i_D} \pi_{i_1, \dots, i_D}^H (O^u)_{i_D} \otimes (O^u)_{i_D} \\ &= \sum_i \pi_i^u(O^u)_i \otimes (O^u)_i \end{aligned}$$

$$\begin{aligned} M_3^u &= P_{1,2,3}^{H,u,H} (S_1^{uT}, I, S_3^{uT}) \\ &= \sum_{i_1, \dots, i_D} \pi_{i_1, \dots, i_D}^H (O_2^u)_{i_1, \dots, i_D} \otimes (O_2^u)_{i_1, \dots, i_D} \otimes (O_2^u)_{i_1, \dots, i_D} \\ &= \sum_{i_1, \dots, i_D} \pi_{i_1, \dots, i_D}^H (O^u)_{i_D} \otimes (O^u)_{i_D} \otimes (O^u)_{i_D} \\ &= \sum_i \pi_i^u(O^u)_i \otimes (O^u)_i \otimes (O^u)_i \end{aligned}$$

□

C.3 Product Projections Lemmas

C.3.1 Product Projections in HMM with Tree Hidden States

Lemma 4. O^H , the observation matrix of the HMM that generates the meta-states and meta-observations $\{z_t^H, x_t^H\}_{t \in \mathbb{N}}$, equals $\bigotimes_{v \in H} O^v$.

Proof. We consider the observation matrix of the HMM that generates the meta-states and meta-observations $\{z_t^H, x_t^H\}_{t \in \mathbb{N}}$. The number of possible meta-hidden states z_t^H is m^d , indexed by $(z_t^v)_{v \in H}$ and the number of possible meta-observations x_t^H is n^d , indexed by $(x_t^v)_{v \in H}$. Thus, the observation matrix O^H is of dimension $n^d \times m^d$. Entrywise,

$$\begin{aligned} &(O^{H^u})_{(i_1, \dots, i_d), (j_1, \dots, j_d)} \\ &= \mathbb{P}(x_t^r = i_1, \dots, x_t^u = i_d | z_t^r = j_1, \dots, z_t^u = j_d) \\ &= O_{i_1, j_1} \dots O_{i_d, j_d} \\ &= \left(\bigotimes_{v \in H} O^v \right)_{(i_1, \dots, i_d), (j_1, \dots, j_d)} \end{aligned}$$

Where the second equality uses conditional independence. Therefore, $O^H = \bigotimes_{v \in H} O^v$. \square

C.3.2 Product Projections Beyond HMM with Tree Hidden States

We consider the case of a simple HMM when the observation matrix O is not full rank. In this case, we first define forward and backward observation matrices \tilde{O}_s^f and \tilde{O}_s^b formally. For a fixed s , \tilde{O}_s^f is a $n^s \times m$ matrix, with rows indexed by a s -tuple $(j_1, \dots, j_s) \in [n]^s$, and columns indexed by $i \in [m]$. Entrywise,

$$(\tilde{O}_s^f)_{(i_1, \dots, i_s), j} = P(x_t = i_1, x_{t+1} = i_2, \dots, x_{t+s-1} = i_s | z_t = j)$$

Similarly we define backward observation matrices $\tilde{O}_s^b = P(x_t, x_{t-1}, \dots, x_{t-s+1} | z_t)$. Entrywise,

$$(\tilde{O}_s^b)_{(i_1, \dots, i_s), j} = P(x_t = i_1, x_{t-1} = i_2, \dots, x_{t-s+1} = i_s | z_t = j)$$

The claim is the range of the forward(backward) observation matrices is contained in the range of the s -wise Kronecker product of the original observation matrices.

Lemma 5.

$$\text{range}(\tilde{O}_s^f) \subseteq \text{range}(O^{\otimes s})$$

$$\text{range}(\tilde{O}_s^b) \subseteq \text{range}(O^{\otimes s})$$

Proof. We prove the first relationship, since the proof of the second is almost identical. Note that by the law of total probability,

$$\begin{aligned} & (\tilde{O}_s^f)_{(i_1, i_2, \dots, i_s), j} \\ &= P(x_t = i_1, x_{t+1} = i_2, \dots, x_{t+s-1} = i_s | z_t = j) \\ &= \sum_{j_2, \dots, j_s} P(x_t = i_1, x_{t+1} = i_2, \dots, x_{t+s-1} = i_s | z_t = j, z_{t+1} = j_2, \dots, z_{t+s-1} = j_s) \\ & \quad \times P(z_{t+1} = j_2 \dots, z_{t+s-1} = j_s | z_t = j) \\ &= \sum_{j_2, \dots, j_s} O_{i_1, j_2} O_{i_2, j_2} \dots O_{i_s, j_s} P(z_{t+1} = j_2 \dots, z_{t+s-1} = j_s | z_t = j) \\ &= \sum_{j_2, \dots, j_s} (O^{\otimes s})_{(i_1, i_2, \dots, i_s), (j_2, \dots, j_s)} P(z_{t+1} = j_2 \dots, z_{t+s-1} = j_s | z_t = j) \end{aligned}$$

Thus, each column of \tilde{O}_s^f is a linear combination of the columns of $O^{\otimes s}$, thus completing the proof. \square

D Finite Sample Guarantees

Theorem 2 (Accuracy of Initial Distribution and Transition Probabilities). *There exists a universal constant C such that the following hold. Suppose Algorithm 1 is given as input N iid observation triples $(x_{i1}, x_{i2}, x_{i3})_{i=1}^N$ generated by a THS-HMM, and outputs estimates of observation matrices \hat{O}^u , for each node u in the tree. Then Algorithm 2 is run on the same sample and has $\{\hat{O}^u\}_{u \in V}$ as input. If the size of sample N is greater than:*

$$C \max \left(\frac{D^2}{\sigma_2^2 \sigma_3^2} \ln \frac{D}{\delta}, \frac{m}{\sigma_1^2 \sigma_2^2} \ln \frac{D}{\delta}, \frac{m^2}{\sigma_1^6 \sigma_3^6 \pi_{\min}^3} \ln \frac{D}{\delta}, \frac{m}{\sigma_2^2 \sigma_1^8 \epsilon^2} \ln \frac{D}{\delta}, \frac{m^2}{\sigma_3^6 \sigma_1^{14} \pi_{\min}^4 \epsilon^2} \ln \frac{D}{\delta} \right)$$

where $\sigma_1 = \min_{u \in V} \sigma_m(O^u)$, $\sigma_2 = \min_{u \in V} \sigma_m(P_{1,2}^{u,u})$, $\sigma_3 = \min_{u \in V} \sigma_{m^d}(P_{1,3}^{H_u, H_u})$ and $\pi_{\min} = \min_{u,i} \pi_i^u$, then with probability $\geq 1 - \delta$ over the training examples, with probability 0.9 over the random initializations in Algorithm 1, there exist permutation matrices $\{\Pi^u\}_{u \in V}$ such that for all $u \in V$,

$$\|O^u - (\hat{O}^u \Pi^u)\| \leq \epsilon$$

if u is the root node, then,

$$\|\hat{W}^u - (\Pi^u)^\top W^u\| \leq \epsilon$$

$$\|\hat{Q}^u - Q^u(\Pi^u, \Pi^u)\| \leq \epsilon$$

Otherwise,

$$\|\hat{W}^u - W^u(\Pi^u, \Pi^{\pi(u)})\| \leq \epsilon$$

$$\|\hat{Q}^u - Q^u(\Pi^u, \Pi^u, \Pi^{\pi(u)})\| \leq \epsilon$$

We emphasize that our algorithm recovers the initial probability and transition probability tensors up to permutations of hidden states in a *globally consistent* manner. In contrast to [20] where some hidden nodes do not have observations directly associated with them, in our setting, each hidden state has an associated observation, which makes recovery of permutations easier. How to perform parameter recovery in a THS-HMM with internal hidden states where each hidden tree node does not have an associated observation is an interesting question for future work.

E Proofs

Throughout this section, we first assume a technical condition on the sample size. This will result in concentration of the projection and the symmetrization matrices.

Assumption 3. Recall that $D = |V|$. The sample size N is large enough that

$$\begin{aligned} & \epsilon(N, \delta) \\ & \leq \min \left(\frac{\min_{u \in V} \sigma_m(P_{1,2}^{u,u}) \min_{u \in V} \sigma_{m^a}(P_{1,3}^{H,H})}{16D}, \right. \\ & \quad \left. \frac{\min_{u \in V} \sigma_m(P_{1,2}^{u,u}) \min_{u \in V} \sigma_m(O^u)}{4\sqrt{m}}, \frac{\min_{u \in V} \sigma_{m^a}(P_{1,3}^{H,H})^3 \min_{u \in V} \sigma_m(O^u)^3 \pi_{\min}^{3/2}}{1536c_1 m} \right) \\ & = \min \left(\frac{\sigma_2 \sigma_3}{16D}, \frac{\sigma_2 \sigma_1}{4\sqrt{m}}, \frac{\pi_{\min}^{3/2} \sigma_1^3 \sigma_3^3}{1536c_1 m} \right) \end{aligned} \quad (2)$$

Where $c_1 > 0$ is a constant given in Lemma 11, and $\sigma_1, \sigma_2, \sigma_3$ and π_{\min} are defined in Theorem 2.

E.1 Raw Moments Concentration

We start with standard concentration of raw moments, which uses the fact that all the (vectorized) raw moments can be viewed as a probability vector. Let u be a node in V , recall that H is the set of nodes along the path from root r to u .

Let $\epsilon(N, \delta) = \sqrt{\frac{1 + \ln(10D/\delta)}{N}}$. Define event

$$E = \left\{ \begin{array}{l} \text{for all } u \in V : \\ \|\hat{P}_{1,2}^{u,u} - P_{1,2}^{u,u}\|_F \leq \epsilon(N, \delta) \\ \|\hat{P}_{1,2}^{H,u} - P_{1,2}^{H,u}\|_F \leq \epsilon(N, \delta) \\ \|\hat{P}_{2,3}^{u,H} - P_{2,3}^{u,H}\|_F \leq \epsilon(N, \delta) \\ \|\hat{P}_{1,3}^{H,H} - P_{1,3}^{H,H}\|_F \leq \epsilon(N, \delta) \\ \|\hat{P}_{1,2,3}^{H,u,H} - P_{1,2,3}^{H,u,H}\|_F \leq \epsilon(N, \delta) \\ \|\hat{P}_1^u - P_1^u\|_F \leq \epsilon(N, \delta) \\ \|\hat{P}_{1,2}^{u,u} - P_{1,2}^{u,u}\|_F \leq \epsilon(N, \delta) \\ \|\hat{P}_{1,1}^{u,\pi(u)} - P_{1,1}^{u,\pi(u)}\|_F \leq \epsilon(N, \delta) \\ \|\hat{P}_{2,2,1}^{u,\pi(u),u} - P_{2,2,1}^{u,\pi(u),u}\|_F \leq \epsilon(N, \delta) \end{array} \right\}$$

Lemma 6 (Concentration of Raw Moments). $\mathbb{P}(E) \geq 1 - \delta$.

Proof. Applying Proposition 19 in [18] along with union bound. \square

E.2 Subspace Concentration

Next we state a useful lemma that says that conditioned on the event E , performing an SVD on the empirical version of $P_{1,2}^{u,u} = \mathbb{E}[x_1^u \otimes x_2^u]$ gives us a good approximation to the range of O^u . Recall that U^u is a matrix whose columns form an orthonormal basis of O^u , and define U^H is $\otimes_{v \in H} U^v$. Also, recall for a matrix U with orthonormal columns, the projection matrix onto $\text{range}(U)$ is UU^\top .

Lemma 7 (Subspace Concentration). *Supposes N is large enough such that Assumption 3 holds. \hat{U}^u is the output of line 3 of Algorithm 1. Let u be a node in V , recall that H is the set of nodes along the path from root r to u . Then conditioned on event E , we have:*

$$(1) \|U^u(U^u)^\top - \hat{U}^u(\hat{U}^u)^\top\| \leq \frac{2\epsilon(N, \delta)}{\sigma_m(P_{1,2}^{u,u})}.$$

In particular,

$$\|U^u(U^u)^\top - \hat{U}^u(\hat{U}^u)^\top\| \leq \min\left(\frac{\min_{u \in V} \sigma_m(P_{1,3}^{H,H})}{8D}, \frac{\min_{u \in V} \sigma_m(O^u)}{2\sqrt{m}}\right)$$

(2)

$$\|U^H(U^H)^\top - \hat{U}^H(\hat{U}^H)^\top\| \leq \frac{\min_{u \in V} \sigma_m(P_{1,3}^{H_u, H_u})}{8}$$

(3)

$$\sigma_m((\hat{U}^u)^\top O^u) \geq \frac{\sigma_m(O^u)}{2}$$

Proof. (1) Φ^u , the matrix of principal angles between $\text{range}(\hat{U}^u)$ and $\text{range}(U^u)$, is such that

$$\begin{aligned} & \|\sin \Phi^u\| \\ & \leq \frac{\epsilon(N, \delta)}{\sigma_m(P_{1,2}^{u,u}) - \epsilon(N, \delta)} \\ & \leq \frac{2\epsilon(N, \delta)}{\sigma_m(P_{1,2}^{u,u})} \end{aligned} \tag{3}$$

where the first inequality is by Theorem 4, by taking $A = P_{1,2}^{u,u}$ and $\tilde{A} = \hat{P}_{1,2}^{u,u}$; the second inequality from Assumption 3, which implies that $\epsilon(N, \delta) \leq \sigma_m(P_{1,2}^{u,u})/2$.

Thus, by Equation (2) in Assumption 3,

$$\|\sin \Phi^u\| \leq \min\left(\frac{\min_{u \in V} \sigma_m(P_{1,3}^{H_u, H_u})}{8D}, \frac{\min_{u \in V} \sigma_m(O^u)}{2\sqrt{m}}\right)$$

The result follows from the fact that

$$\|\sin \Phi^u\| = \|U^u(U^u)^\top - \hat{U}^u(\hat{U}^u)^\top\|$$

(2) First we enumerate the nodes in $H_u : H_u = \{v_1, \dots, v_l\}$.

$$\begin{aligned} & \|U^H(U^H)^\top - \hat{U}^H(\hat{U}^H)^\top\| \\ & \leq \|(U^{v_1}(U^{v_1})^\top - \hat{U}^{v_1}(\hat{U}^{v_1})^\top) \otimes \dots \otimes (U^{v_l}(U^{v_l})^\top) + \dots + (U^{v_1}(U^{v_1})^\top) \otimes \dots \otimes (U^{v_l}(U^{v_l})^\top - \hat{U}^{v_l}(\hat{U}^{v_l})^\top)\| \\ & \leq \|U^{v_1}(U^{v_1})^\top - \hat{U}^{v_1}(\hat{U}^{v_1})^\top\| + \dots + \|U^{v_l}(U^{v_l})^\top - \hat{U}^{v_l}(\hat{U}^{v_l})^\top\| \\ & \leq \sum_{v \in H} \frac{2\epsilon(N, \delta)}{\sigma_m(P_{1,2}^{v,v})} \\ & \leq \frac{\min_{u \in V} \sigma_m(P_{1,3}^{H,H})}{8} \end{aligned}$$

where the first inequality is by triangle inequality, the second inequality uses standard facts about Kronecker product ($\|A \otimes B\| = \|A\|\|B\|$), the third inequality is from Equation (3), the fourth inequality is from Equation (2).

(3) By item (1) we know that

$$\|U^u(U^u)^\top - \hat{U}^u(\hat{U}^u)^\top\| \leq \sigma_m(O^u)/(2\sqrt{m})$$

Hence

$$\|U^u(U^u)^\top O^u - \hat{U}^u(\hat{U}^u)^\top O^u\| \leq \|U^u(U^u)^\top - \hat{U}^u(\hat{U}^u)^\top\| \|O^u\| \leq \sigma_m(O^u)/2$$

where the second inequality is from the fact that O^u is a column stochastic matrix, which implies that $\|O^u\| \leq \|O^u\|_F \leq \sqrt{m}$.

Therefore by Theorem 3,

$$\sigma_m((\hat{U}^u)^\top O^u) = \sigma_m(\hat{U}^u(\hat{U}^u)^\top O^u) \geq \sigma_m(O^u)/2$$

□

E.3 Symmetrized Moment Concentration

Lemma 8. *Suppose we are given a set of matrices $\hat{U}^u, u \in V$ such that $(\hat{U}^u)^\top O^u$ is invertible for all $u \in V$. Moreover, assume the expected second order moments $P_{2,3}^{u,H}, P_{1,3}^{H,H}, P_{2,1}^{u,H}$, and third order moments $P_{1,2,3}^{H,u,H}$ are given. Consider the symmetrization matrices:*

$$\tilde{S}_1^u = ((\hat{U}^u)^\top P_{2,3}^{u,H} \hat{U}^H)((\hat{U}^H)^\top P_{1,3}^{H,H} \hat{U}^H)^{-1}$$

$$\tilde{S}_3^u = ((\hat{U}^u)^\top P_{2,1}^{u,H} \hat{U}^H)((\hat{U}^H)^\top P_{3,1}^{H,H} \hat{U}^H)^{-1}$$

and the ground truth symmetrized second order and third order cooccurrence matrices be:

$$M_2^u = P_{1,2}^{H,u} (\hat{U}^H (\tilde{S}_1^u)^\top, \hat{U}^u)$$

$$M_3^u = P_{1,2,3}^{H,u,H} (\hat{U}^H (\tilde{S}_1^u)^\top, \hat{U}^u, \hat{U}^H \tilde{S}_3^{uT})$$

Then,

$$M_2^u = \sum_i \pi_i^u ((\hat{U}^u)^\top O^u)_i \otimes ((\hat{U}^u)^\top O^u)_i$$

$$M_3^u = \sum_i \pi_i^u ((\hat{U}^u)^\top O^u)_i \otimes ((\hat{U}^u)^\top O^u)_i \otimes ((\hat{U}^u)^\top O^u)_i$$

Proof. Recall that by Lemma 2

$$O_1^H = O^H \text{diag}(\rho^H) (T^H)^\top \text{diag}(\pi^H)^{-1}$$

where $\text{diag}(\rho^H) (T^H)^\top \text{diag}(\pi^H)^{-1}$ is invertible. Thus,

$$(\hat{U}^H)^\top O_1^H = (\hat{U}^H)^\top O^H \text{diag}(\rho^H) (T^H)^\top \text{diag}(\pi^H)^{-1}$$

This shows that $(\hat{U}^H)^\top O_1^H$ is invertible.

On the other hand,

$$O_3^H = O^H T^H$$

where T^H is invertible. Thus,

$$(\hat{U}^H)^\top O_3^H = (\hat{U}^H)^\top O^H T^H$$

This shows that $(\hat{U}^H)^\top O_3^H$ is invertible.

Therefore,

$$\begin{aligned} & \tilde{S}_1^u \\ &= ((\hat{U}^u)^\top O_2^u \text{diag}(\pi^H) O_3^{HT} \hat{U}^H)((\hat{U}^H)^\top O_1^H \text{diag}(\pi^H) O_3^{HT} \hat{U}^H)^{-1} \\ &= ((\hat{U}^u)^\top O_2^u)((\hat{U}^H)^\top O_1^H)^{-1} \end{aligned}$$

Likewise,

$$\begin{aligned}
& \tilde{S}_3^u \\
&= ((\hat{U}^u)^\top O_2^u \text{diag}(\pi^H) O_1^{HT} \hat{U}^H) ((\hat{U}^H)^\top O_3^H \text{diag}(\pi^H) O_1^{HT} \hat{U}^H)^{-1} \\
&= ((\hat{U}^u)^\top O_2^u) ((\hat{U}^H)^\top O_3^H)^{-1}
\end{aligned}$$

Then,

$$\begin{aligned}
M_2^u &= P_{1,2}^{H,u} (U^H (\tilde{S}_1^u)^\top, \hat{U}^u) \\
&= \sum_{i_1, \dots, i_D} \pi_{i_1, \dots, i_D}^H ((\hat{U}^u)^\top O_2^u)_{i_1, \dots, i_D} \otimes ((\hat{U}^u)^\top O_2^u)_{i_1, \dots, i_D} \\
&= \sum_{i_1, \dots, i_D} \pi_{i_1, \dots, i_D}^H ((\hat{U}^u)^\top O^u)_{i_D} \otimes ((\hat{U}^u)^\top O^u)_{i_D} \\
&= \sum_i \pi_i^u ((\hat{U}^u)^\top O^u)_i \otimes ((\hat{U}^u)^\top O^u)_i
\end{aligned}$$

$$\begin{aligned}
M_3^u &= P_{1,2,3}^{H,u,H} (\hat{U}^H (\tilde{S}_1^u)^\top, \hat{U}^u, \hat{U}^H \tilde{S}_3^u) \\
&= \sum_{i_1, \dots, i_D} \pi_{i_1, \dots, i_D}^H ((\hat{U}^u)^\top O_2^u)_{i_1, \dots, i_D} \otimes ((\hat{U}^u)^\top O_2^u)_{i_1, \dots, i_D} \otimes ((\hat{U}^u)^\top O_2^u)_{i_1, \dots, i_D} \\
&= \sum_{i_1, \dots, i_D} \pi_{i_1, \dots, i_D}^H ((\hat{U}^u)^\top O^u)_{i_D} \otimes ((\hat{U}^u)^\top O^u)_{i_D} \otimes ((\hat{U}^u)^\top O^u)_{i_D} \\
&= \sum_i \pi_i^u ((\hat{U}^u)^\top O^u)_i \otimes ((\hat{U}^u)^\top O^u)_i \otimes ((\hat{U}^u)^\top O^u)_i
\end{aligned}$$

□

We next establish a result that shows that the symmetrization matrices \hat{S}_1^u and \hat{S}_3^u obtained in Line 7 of Algorithm 1 concentrate to \tilde{S}_1^u and \tilde{S}_3^u defined in Lemma 8. Recall from Algorithm 1 that:

$$\hat{S}_1^u = ((\hat{U}^u)^\top \hat{P}_{2,3}^{u,H_u} \hat{U}^{H_u}) ((\hat{U}^{H_u})^\top \hat{P}_{1,3}^{H_u,H_u} \hat{U}^{H_u})^{-1}, \quad \hat{S}_3^u = ((\hat{U}^u)^\top \hat{P}_{2,1}^{u,H_u} \hat{U}^{H_u}) ((\hat{U}^{H_u})^\top \hat{P}_{3,1}^{H_u,H_u} \hat{U}^{H_u})^{-1}$$

Lemma 9. *Suppose N is large enough that Assumption 3 holds. Recall \hat{S}_1^u and \hat{S}_3^u are the outputs of line 7 in Algorithm 1*

, and \tilde{S}_1^u and \tilde{S}_3^u are defined in Lemma 8.

Conditioned on event E , the following hold for all $u \in V$.

$$\|\tilde{S}_1^u - \hat{S}_1^u\|, \|\tilde{S}_3^u - \hat{S}_3^u\| \leq \frac{10\epsilon(N, \delta)}{\sigma_{m^d}(P_{1,3}^{H,H})^2}$$

$$\|\tilde{S}_1^u\|, \|\hat{S}_1^u\|, \|\tilde{S}_3^u\|, \|\hat{S}_3^u\| \leq \frac{4}{\sigma_{m^d}(P_{1,3}^{H,H})}$$

Proof. (1) We first show that $\sigma_{m^d}((\hat{U}^H)^\top \hat{P}_{1,3}^{H,H} \hat{U}^H) \geq 3\sigma_{m^d}(P_{1,3}^{H,H})/4$, and $\sigma_{m^d}((\hat{U}^H)^\top P_{1,3}^{H,H} \hat{U}^H) \geq \sigma_{m^d}(P_{1,3}^{H,H})/2$.

Under Assumption 3, by Item (2) of Lemma 7, we know that

$$\|U^H (U^H)^\top - \hat{U}^H (\hat{U}^H)^\top\| \leq \min_{u \in V} \sigma_{m^d}(P_{1,3}^{H,H})/8 \quad (4)$$

As a result,

$$\begin{aligned}
& \|\hat{U}^H (\hat{U}^H)^\top P_{1,3}^{H,H} \hat{U}^H (\hat{U}^H)^\top - P_{1,3}^{H,H}\| \\
= & \|\hat{U}^H (\hat{U}^H)^\top P_{1,3}^{H,H} \hat{U}^H (\hat{U}^H)^\top - U^H (U^H)^\top P_{1,3}^{H,H} U^H (U^H)^\top\| \\
\leq & \|(\hat{U}^H (\hat{U}^H)^\top - U^H (U^H)^\top) P_{1,3}^{H,H} \hat{U}^H (\hat{U}^H)^\top\| \\
& + \|U^H (U^H)^\top P_{1,3}^{H,H} (\hat{U}^H (\hat{U}^H)^\top - U^H (U^H)^\top)\| \\
\leq & \|(\hat{U}^H (\hat{U}^H)^\top - U^H (U^H)^\top)\| \|P_{1,3}^{H,H}\| \|\hat{U}^H (\hat{U}^H)^\top\| \\
& + \|U^H (U^H)^\top\| \|P_{1,3}^{H,H}\| \|(\hat{U}^H (\hat{U}^H)^\top - U^H (U^H)^\top)\| \\
\leq & \sigma_m(P_{1,3}^{H,H})/8 + \sigma_m(P_{1,3}^{H,H})/8 \\
\leq & \sigma_m(P_{1,3}^{H,H})/4
\end{aligned} \tag{5}$$

where the first inequality is by triangle inequality, in the second inequality we use the fact that $\|A \cdot B\| \leq \|A\| \|B\|$, the third inequality is from the fact that $\|P_{1,3}^{H,H}\| \leq \|P_{1,3}^{H,H}\|_F \leq 1$, $\|\hat{U}^H (\hat{U}^H)^\top\| = 1$, $\|U^H (U^H)^\top\| = 1$ and Equation (4).

Therefore,

$$\begin{aligned}
& \sigma_{m^d}((\hat{U}^H)^\top P_{1,3}^{H,H} \hat{U}^H) \\
= & \sigma_{m^d}(\hat{U}^H (\hat{U}^H)^\top P_{1,3}^{H,H} \hat{U}^H (\hat{U}^H)^\top) \\
\geq & \sigma_{m^d}(P_{1,3}^{H,H}) - \|\hat{U}^H (\hat{U}^H)^\top P_{1,3}^{H,H} \hat{U}^H (\hat{U}^H)^\top - P_{1,3}^{H,H}\| \\
\geq & 3\sigma_{m^d}(P_{1,3}^{H,H})/4
\end{aligned} \tag{7}$$

where the first inequality is by Theorem 3, the second inequality is by Equation 6. In the meantime,

$$\begin{aligned}
& \|(\hat{U}^H)^\top P_{1,3}^{H,H} \hat{U}^H - (\hat{U}^H)^\top \hat{P}_{1,3}^{H,H} \hat{U}^H\| \\
\leq & \|P_{1,3}^{H,H} - \hat{P}_{1,3}^{H,H}\| \\
\leq & \epsilon(N, \delta) \leq \sigma_m^d(P_{1,3}^{H,H})/4
\end{aligned} \tag{8}$$

where in the first inequality we use the fact that $\|\hat{U}^H\| = 1$, the second inequality is by the fact that if E happens, $\|P_{1,3}^{H,H} - \hat{P}_{1,3}^{H,H}\| \leq \epsilon(N, \delta)$, the third inequality follows from Assumption 3.

Therefore

$$\begin{aligned}
& \sigma_{m^d}((\hat{U}^H)^\top \hat{P}_{1,3}^{H,H} \hat{U}^H) \\
\geq & \sigma_{m^d}((\hat{U}^H)^\top P_{1,3}^{H,H} \hat{U}^H) - \|(\hat{U}^H)^\top P_{1,3}^{H,H} \hat{U}^H - (\hat{U}^H)^\top \hat{P}_{1,3}^{H,H} \hat{U}^H\| \\
\geq & \sigma_m(P_{1,3}^{H,H})/2
\end{aligned}$$

where the first inequality is from Theorem 3, the second inequality is from Equation (8).

We now have

$$\begin{aligned}
& \|\tilde{S}_1^u - \hat{S}_1^u\| \\
= & \|((\hat{U}^u)^\top P_{2,3}^{u,H} \hat{U}^H)((\hat{U}^H)^\top P_{1,3}^{H,H} \hat{U}^H)^{-1} - ((\hat{U}^u)^\top \hat{P}_{2,3}^{u,H} \hat{U}^H)((\hat{U}^H)^\top \hat{P}_{1,3}^{H,H} \hat{U}^H)^{-1}\| \\
\leq & \|((\hat{U}^u)^\top (P_{2,3}^{u,H} - \hat{P}_{2,3}^{u,H}) \hat{U}^H)((\hat{U}^H)^\top P_{1,3}^{H,H} \hat{U}^H)^{-1}\| \\
& + \|((\hat{U}^u)^\top \hat{P}_{2,3}^{u,H} \hat{U}^H)((\hat{U}^H)^\top P_{1,3}^{H,H} \hat{U}^H)^{-1} - ((\hat{U}^u)^\top \hat{P}_{2,3}^{u,H} \hat{U}^H)((\hat{U}^H)^\top \hat{P}_{1,3}^{H,H} \hat{U}^H)^{-1}\| \\
\leq & \|\hat{U}^u (P_{2,3}^{u,H} - \hat{P}_{2,3}^{u,H}) \hat{U}^H\| \|((\hat{U}^H)^\top P_{1,3}^{H,H} \hat{U}^H)^{-1}\| \\
& + \|((\hat{U}^u)^\top \hat{P}_{2,3}^{u,H} \hat{U}^H)\| \|((\hat{U}^H)^\top P_{1,3}^{H,H} \hat{U}^H)^{-1} - ((\hat{U}^H)^\top \hat{P}_{1,3}^{H,H} \hat{U}^H)^{-1}\| \\
\leq & \frac{2\epsilon(N, \delta)}{\sigma_{m^d}(P_{1,3}^{H,H})} + \frac{8\epsilon(N, \delta)}{\sigma_{m^d}(P_{1,3}^{H,H})^2} \\
\leq & \frac{10\epsilon(N, \delta)}{\sigma_{m^d}(P_{1,3}^{H,H})^2}
\end{aligned} \tag{9}$$

In the derivation above, the first inequality uses triangle inequality and the second inequality repeatedly uses the fact that $\|A \cdot B\| \leq \|A\| \|B\|$. The third inequality is obtained by bounding each term individually as follows:

$$\begin{aligned}
& \|(\hat{U}^u)^\top (P_{2,3}^{u,H} - \hat{P}_{2,3}^{u,H}) \hat{U}^H\| \leq \|P_{2,3}^{u,H} - \hat{P}_{2,3}^{u,H}\| \leq \|P_{2,3}^{u,H} - \hat{P}_{2,3}^{u,H}\|_F \leq \epsilon(N, \delta) \\
& \|((\hat{U}^H)^\top P_{1,3}^{H,H} \hat{U}^H)^{-1}\| = 1/\sigma_{m^d}((\hat{U}^H)^\top P_{1,3}^{H,H} \hat{U}^H) \leq 2/\sigma_{m^d}(P_{1,3}^{H,H}) \\
& \|(\hat{U}^u)^\top \hat{P}_{2,3}^{u,H} \hat{U}^H\| \leq \|\hat{P}_{2,3}^{u,H}\| \leq \|\hat{P}_{2,3}^{u,H}\|_F \leq 1 \\
& \|((\hat{U}^H)^\top P_{1,3}^{H,H} \hat{U}^H)^{-1} - ((\hat{U}^H)^\top \hat{P}_{1,3}^{H,H} \hat{U}^H)^{-1}\| \\
& \leq 2\|(\hat{U}^H)^\top (P_{1,3}^{H,H} - \hat{P}_{1,3}^{H,H}) \hat{U}^H\| \max(\|((\hat{U}^H)^\top P_{1,3}^{H,H} \hat{U}^H)^{-1}\|, \|((\hat{U}^H)^\top \hat{P}_{1,3}^{H,H} \hat{U}^H)^{-1}\|) \\
& \leq \frac{8\epsilon(N, \delta)}{\sigma_{m^d}(P_{1,3}^{H,H})^2}
\end{aligned}$$

where the last inequality follows from Theorem 5.

The bound of $\|\tilde{S}_3^u - \hat{S}_3^u\|$ is handled similarly.

(2) First,

$$\|\tilde{S}_1^u\| \leq \|(\hat{U}^u)^\top P_{2,1}^{u,H} \hat{U}^H\| \|((\hat{U}^H)^\top P_{3,1}^{H,H} \hat{U}^H)^{-1}\| \leq \frac{2}{\sigma_{m^d}(P_{1,3}^{H,H})}$$

where the first inequality is by the fact that $\|A \cdot B\| \leq \|A\| \|B\|$, the second inequality is by Equation (7).

Meanwhile, Assumption 3 implies $\epsilon(N, \delta) \leq \sigma_{m^d}(P_{1,3}^{H,H})/5$, therefore from Equation (9),

$$\|S_1^u - \hat{S}_1^u\| \leq \frac{2}{\sigma_{m^d}(P_{1,3}^{H,H})}$$

Hence by triangle inequality,

$$\|\hat{S}_1^u\| \leq \frac{4}{\sigma_{m^d}(P_{1,3}^{H,H})}$$

The bounds of $\|\tilde{S}_3^u\|$ and $\|\hat{S}_3^u\|$ are handled similarly. \square

Built upon the previous two lemmas, we next provide a result regarding the concentration of symmetrized moments.

Lemma 10. *Suppose N is large enough that Assumption 3 holds. Let u be a node in V . Then on the event E , the following hold.*

$$\begin{aligned}
\|M_2^u - \hat{M}_2^u\| & \leq \frac{14\epsilon(N, \delta)}{\sigma_{m^d}(P_{1,3}^{H,H})^2} \\
\|M_3^u - \hat{M}_3^u\| & \leq \frac{96\epsilon(N, \delta)}{\sigma_{m^d}(P_{1,3}^{H,H})^3}
\end{aligned}$$

Proof. (1) Define $P^u = P_{1,2}^{H,u}(\hat{U}^H, \hat{U}^u)$ and $\hat{P}^u = \hat{P}_{1,2}^{H,u}(\hat{U}^H, \hat{U}^u)$. Then,

$$\begin{aligned}
& \|M_2^u - \hat{M}_2^u\| \\
& = \|P^u((\tilde{S}_1^u)^\top, I) - \hat{P}^u((\hat{S}_1^u)^\top, I)\| \\
& \leq \|(P^u - \hat{P}^u)((\tilde{S}_1^u)^\top, I)\| + \|\hat{P}^u((\tilde{S}_1^u)^\top - (\hat{S}_1^u)^\top, I)\| \\
& \leq \|P^u - \hat{P}^u\| \|\tilde{S}_1^u\| + \|\hat{P}^u\| \|\tilde{S}_1^u - \hat{S}_1^u\| \\
& \leq \frac{4\epsilon(N, \delta)}{\sigma_{m^d}(P_{1,3}^{H,H})} + \frac{10\epsilon(N, \delta)}{\sigma_{m^d}(P_{1,3}^{H,H})^2} \leq \frac{14\epsilon(N, \delta)}{\sigma_{m^d}(P_{1,3}^{H,H})^2} \tag{10}
\end{aligned}$$

where the first inequality is by triangle inequality, the second inequality is by the fact that $\|M(A, B)\| \leq \|M\| \|A\| \|B\|$, the third inequality is from the fact that $\|P^u - \hat{P}^u\| \leq \|P_{1,2}^{H,u} - \hat{P}_{1,2}^{H,u}\| \leq \|P_{1,2}^{H,u} - \hat{P}_{1,2}^{H,u}\|_F \leq \epsilon(N, \delta)$ and $\|\hat{P}^u\| \leq \|\hat{P}_{1,2}^{H,u}\| \leq \|\hat{P}_{1,2}^{H,u}\|_F \leq 1$, and Lemma 9.

As a result,

$$\begin{aligned}
& \|M_2^u - \hat{M}_2^u\| \\
&= \|(P^u((\tilde{S}_1^u)^\top, I)^\top + P^u((\tilde{S}_1^u)^\top, I))/2 - (\hat{P}^u(\hat{S}_1^u, I)^\top + \hat{P}^u(\hat{S}_1^u, I))/2\| \\
&\leq \|P^u((\tilde{S}_1^u)^\top, I)^\top - \hat{P}^u((\hat{S}_1^u)^\top, I)^\top\|/2 + \|P^u((\tilde{S}_1^u)^\top, I) - \hat{P}^u((\hat{S}_1^u)^\top, I)\|/2 \\
&\leq \frac{14\epsilon(N, \delta)}{\sigma_{m^d}(P_{1,3}^{H,H})^2}
\end{aligned}$$

where the first inequality follows from triangle inequality, the second inequality is from Equation (10).

(2) Define $T^u = P_{1,2,3}^{H,u,H}(\hat{U}^H, \hat{U}^u, \hat{U}^H)$ and $\hat{T}^u = \hat{P}_{1,2,3}^{H,u,H}(\hat{U}^H, \hat{U}^u, \hat{U}^H)$. Then,

$$\begin{aligned}
& \|M_3^u - \hat{M}_3^u\| \\
&= \|T^u((\tilde{S}_1^u)^\top, I, (\tilde{S}_3^u)^\top) - \hat{T}^u((\hat{S}_1^u)^\top, I, (\hat{S}_3^u)^\top)\| \\
&\leq \|T^u - \hat{T}^u\| \|\tilde{S}_1^u\| \|\tilde{S}_3^u\| + \|\hat{T}^u\| \|\tilde{S}_1^u - \hat{S}_1^u\| \|\tilde{S}_3^u\| + \|\hat{T}^u\| \|\hat{S}_1^u\| \|\tilde{S}_3^u - \hat{S}_3^u\| \\
&\leq \frac{16\epsilon(N, \delta)}{\sigma_{m^d}(P_{1,3}^{H,H})^2} + \frac{10\epsilon(N, \delta)}{\sigma_{m^d}(P_{1,3}^{H,H})^2} \frac{4}{\sigma_{m^d}(P_{1,3}^{H,H})} + \frac{4}{\sigma_{m^d}(P_{1,3}^{H,H})} \frac{10\epsilon(N, \delta)}{\sigma_{m^d}(P_{1,3}^{H,H})^2} \\
&\leq \frac{96\epsilon(N, \delta)}{\sigma_{m^d}(P_{1,3}^{H,H})^3}
\end{aligned}$$

where the first inequality is from triangle inequality, and the fact that $\|T(A, B, C)\| \leq \|T\| \|A\| \|B\| \|C\|$, the second inequality is by the fact that $\|T^u - \hat{T}^u\| \leq \|P_{1,2,3}^{H,u,H} - \hat{P}_{1,2,3}^{H,u,H}\| \leq \|P_{1,2,3}^{H,u,H} - \hat{P}_{1,2,3}^{H,u,H}\|_F \leq \epsilon(N, \delta)$, $\|\hat{T}^u\| \leq \|\hat{P}_{1,2,3}^{H,u,H}\| \leq 1$, and Lemma 9, the third inequality is by algebra. \square

E.4 Accuracy of Tensor Decomposition

Algorithm 3 A Procedure That Finds Symmetric Decomposition based on Second and Third Order Moments

- 1: Input: number of components m , perturbed version \hat{M}_2 and \hat{M}_3 of matrix M_2 and tensor M_3 satisfying $M_2 = \sum_{i=1}^m \pi_i \theta_i \otimes \theta_i$, $M_3 = \sum_{i=1}^m \pi_i \theta_i \otimes \theta_i \otimes \theta_i$
 - 2: Output: $\{\hat{\theta}_i\}_{i=1}^m$, estimate of $\{\theta_i\}_{i=1}^m$
 - 3: **Whiten.** Perform an SVD on $\hat{M}_2 = \hat{U} \hat{D} \hat{U}^\top$, and let $\hat{W} = \hat{U}_m \hat{D}_m^{-1/2}$ (where \hat{U}_m is matrix that contains the first m columns of \hat{U} , \hat{D}_m is the diagonal matrix with \hat{D} 's first m diagonal entries), let $\hat{G} = \hat{M}_3(\hat{W}, \hat{W}, \hat{W})$.
 - 4: **Decompose Tensor.** Apply robust tensor power iteration algorithm in [1] with input \hat{G} to get $\{\hat{v}_1, \dots, \hat{v}_m\}$
 - 5: **for** $i = 1, 2, \dots, m$ **do**
 - 6: Let $\hat{Z}_i = \frac{1}{\hat{T}(\hat{v}_i, \hat{v}_i, \hat{v}_i)}$.
 - 7: Recover $\hat{\theta}_i = \frac{(\hat{W}^\top)^\dagger \hat{v}_i}{\hat{Z}_i}$
 - 8: **end for**
-

In this section, we introduce a lemma that is implicit in [1] regarding using orthogonal decomposition as a subprocedure for full rank symmetric tensor decomposition. (See Theorem 5.1 of [1].) For completeness, we include the proof here.

Lemma 11. *There are universal constants c_1, c_2 such that the following holds. Suppose a matrix M_2 and a tensor M_3 has the following structure:*

$$M_2 = \sum_{i=1}^m \pi_i \theta_i \otimes \theta_i$$

$$M_3 = \sum_{i=1}^m \pi_i \theta_i \otimes \theta_i \otimes \theta_i$$

where $\pi_i > 0$ for all i . And we are given their perturbed version \hat{M}_2 and \hat{M}_3 , such that

$$\|\hat{M}_2 - M_2\| \leq E_P$$

$$\|\hat{M}_3 - M_3\| \leq E_T$$

where

$$E_P \leq \sigma_m(\Theta)^2 \pi_{\min}/2 \quad (11)$$

$$c_1 \left(\frac{E_T}{\sigma_m(\Theta)^3} + \frac{E_P}{\sigma_m(\Theta)^2} \right) \frac{1}{\pi_{\min}^{3/2}} \leq \frac{1}{m} \quad (12)$$

where $\Theta = (\theta_1, \dots, \theta_m)$ and $\pi_{\min} = \min_i \pi_i$. Then the outputs $\{\theta_i\}_{i=1}^m$ of Algorithm 3 on input \hat{M}_2 and \hat{M}_3 satisfies the following. With appropriate setting of parameters (with respect to parameter η), with probability $1 - \eta$, there is a permutation $\sigma : [m] \rightarrow [m]$ such that

$$\|\theta_i - \hat{\theta}_{\sigma(i)}\| \leq c_2 \frac{\sigma_1(\Theta)}{\pi_{\min}^2} \left(\frac{E_P}{\sigma_m(\Theta)^2} + \frac{E_T}{\sigma_m(\Theta)^3} \right)$$

Proof. 1. We first put Θ into canonical forms by appropriate scaling of its columns. Let $\tilde{\Theta} = (\tilde{\theta}_1, \dots, \tilde{\theta}_m) = \Theta \text{diag}(\pi)^{\frac{1}{2}}$, we have

$$M_2 = \sum_{i=1}^m \tilde{\theta}_i \otimes \tilde{\theta}_i$$

$$M_3 = \sum_{i=1}^m \frac{1}{\sqrt{\pi_i}} \tilde{\theta}_i \otimes \tilde{\theta}_i \otimes \tilde{\theta}_i$$

Recall that \hat{W} is defined as $\hat{U}_m \hat{D}_m^{-\frac{1}{2}}$, where $\hat{M}_2 = \hat{U} \hat{D} \hat{U}^\top$. Hence $\hat{W}^\top \hat{M}_2 \hat{W} = I_m$. Suppose that $\hat{W}^\top M_2 \hat{W}$ has the following eigendecomposition:

$$\hat{W}^\top M_2 \hat{W} = A \Lambda A^\top$$

Then let $W = \hat{W} A \Lambda^{-\frac{1}{2}} A^\top$, W is one of the matrices such that $W^\top M_2 W = I_m$. Define $M = W^\top \tilde{\Theta}$, $\hat{M} = \hat{W}^\top \tilde{\Theta}$.

2. If Equation (11) holds, then $E_P \leq \sigma_m(\Theta)^2 \pi_{\min}/2 \leq \sigma_m(M_2)/2$, then we have the following:

$$\|W\|, \|\hat{W}\| \leq \frac{2}{\sigma_m(\tilde{\Theta})}$$

$$\|W^\dagger\|, \|\hat{W}^\dagger\| \leq 3\sigma_1(\tilde{\Theta})$$

$$\|W^\dagger - \hat{W}^\dagger\| \leq \frac{6\sigma_1(\tilde{\Theta})}{\sigma_m(\tilde{\Theta})^2} E_P$$

$$\|\Theta \Theta^\dagger - W W^\dagger\| \leq \frac{4E_P}{\sigma_m(\tilde{\Theta})}$$

$$\|M\|, \|\hat{M}\| \leq 2$$

$$\|M - \hat{M}\| \leq \frac{E_P}{\sigma_m(\tilde{\Theta})^2}$$

3. Define $G = M_3(W, W, W) = \sum_i \frac{1}{\sqrt{\pi_i}} M_i \otimes M_i \otimes M_i$, and recall that $\hat{G} = \hat{M}_3(\hat{W}, \hat{W}, \hat{W})$. We have the following perturbation bound for \hat{G} . Define R to be diagonal tensor $\sum_i \frac{1}{\sqrt{\pi_i}} e_i \otimes e_i \otimes e_i$. Note that $\|R\| \leq \frac{1}{\sqrt{\pi_{\min}}}$. Therefore,

$$\begin{aligned}
& \|G - \hat{G}\| \\
&= \|M_3(W, W, W) - \hat{M}_3(\hat{W}, \hat{W}, \hat{W})\| \\
&\leq \|(M_3 - \hat{M}_3)(\hat{W}, \hat{W}, \hat{W})\| + \|M_3(W - \hat{W}, W, W)\| + \|M_3(\hat{W}, W - \hat{W}, W)\| + \|M_3(\hat{W}, \hat{W}, W - \hat{W})\| \\
&= \|(M_3 - \hat{M}_3)(\hat{W}, \hat{W}, \hat{W})\| + \|R(M - \hat{M}, M, M)\| + \|R(\hat{M}, M - \hat{M}, M)\| + \|R(\hat{M}, \hat{M}, M - \hat{M})\| \\
&\leq \|M_3 - \hat{M}_3\| \|W\|^3 + \|R\| \|M - \hat{M}\| \|M\|^2 + \|R\| \|\hat{M}\| \|M\| \|M - \hat{M}\| + \|R\| \|\hat{M}\|^2 \|M - \hat{M}\| \\
&\leq \frac{8E_T}{\sigma_m(\hat{\Theta})^3} + \frac{12E_P}{\sqrt{\pi_{\min}} \sigma_m(\hat{\Theta})^2} := E
\end{aligned} \tag{13}$$

where the first inequality is by triangle inequality, the second inequality is by the fact that $\|T(A, B, C)\| \leq \|T\| \|A\| \|B\| \|C\|$, the third inequality is from results of our step 2 and the fact that $\|\hat{M}_3 - M_3\| \leq E_T$.

4. If Equation (12) holds, then $E \leq \frac{C_1}{m} \leq C_1 \frac{\min_i \pi_i^{-1/2}}{m}$ for C_1 required by Theorem 5.1 in [1]. Thus, applying robust tensor power algorithm in [1], with probability at least $1 - \eta$, there exist a permutation $\sigma : [m] \rightarrow [m]$ such that

$$\|M_i - \hat{v}_{\sigma(i)}\| \leq 8\sqrt{\pi_i} E \tag{14}$$

5. We conclude by providing the reconstruction error bound. For notational simplicity, assume $\sigma(\cdot)$ is identity mapping. Define

$$Z_i = \frac{1}{M_3(W M_i, W M_i, W M_i)} = \frac{1}{G(M_i, M_i, M_i)} = \sqrt{\pi_i}$$

and recall that

$$\hat{Z}_i = \frac{1}{\hat{M}_3(\hat{W} \hat{v}_i, \hat{W} \hat{v}_i, \hat{W} \hat{v}_i)} = \frac{1}{\hat{G}(\hat{v}_i, \hat{v}_i, \hat{v}_i)}$$

The recovery formula is

$$\hat{\theta}_i = \frac{(\hat{W}^\top)^\dagger \hat{v}_i}{\hat{Z}_i}$$

First, $|\frac{1}{Z_i} - \frac{1}{\hat{Z}_i}|$ can be bounded as follows:

$$\begin{aligned}
& \left| \frac{1}{Z_i} - \frac{1}{\hat{Z}_i} \right| \\
&= |G(M_i, M_i, M_i) - \hat{G}(\hat{v}_i, \hat{v}_i, \hat{v}_i)| \\
&\leq |(G - \hat{G})(\hat{v}_i, \hat{v}_i, \hat{v}_i)| + |G(M_i - \hat{v}_i, \hat{v}_i, \hat{v}_i)| + |G(M_i, M_i - \hat{v}_i, \hat{v}_i)| + |G(M_i, M_i, M_i - \hat{v}_i)| \\
&\leq \|G - \hat{G}\| \|M_i\|^3 + \|G\| \|M_i - \hat{v}_i\| \|\hat{v}_i\|^2 + \|G\| \|M_i - \hat{v}_i\| \|\hat{v}_i\| \|M_i\| + \|G\| \|M_i\|^2 \|M_i - \hat{v}_i\| \\
&\leq E + 3 \frac{\pi_i}{\sqrt{\pi_{\min}}} E \leq 4 \frac{\pi_i}{\sqrt{\pi_{\min}}} E
\end{aligned}$$

where the first inequality is by triangle inequality, the second inequality is by the fact that $\|A \cdot B\| \leq \|A\| \|B\|$, the third inequality is by Equation (13) in step 3 and Equation (14) in step 4, the fourth inequality is by algebra.

Then the reconstruction error can be bounded as follows:

$$\begin{aligned}
& \left\| \theta_i - \frac{(\hat{W}^\dagger)^\top \hat{v}_i}{\hat{Z}_i} \right\| \\
& \leq \left\| \theta_i - \frac{(W^\dagger)^\top M_i}{Z_i} \right\| + \left\| \frac{W^\dagger(M_i - \hat{v}_i)}{Z_i} \right\| + \left\| \frac{(W^\dagger - \hat{W}^\dagger)\hat{v}_i}{Z_i} \right\| + \left\| \left(\frac{1}{Z_i} - \frac{1}{\hat{Z}_i} \right) \hat{W}^\dagger \hat{v}_i \right\| \\
& \leq \|\Theta\Theta^\dagger - WW^\dagger\| \|\theta_i\| + \frac{\|W^\dagger\|}{Z_i} \|M_i - \hat{v}_i\| + \frac{\|W^\dagger - \hat{W}^\dagger\|}{Z_i} \|\hat{v}_i\| + \left| \frac{1}{Z_i} - \frac{1}{\hat{Z}_i} \right| \|\hat{W}^\dagger\| \|\hat{v}_i\| \\
& \leq \|\Theta\Theta^\dagger - WW^\dagger\| \frac{\sigma_1(\tilde{\Theta})}{\sqrt{\pi_{\min}}} + \frac{\|W^\dagger\|}{Z_i} \|M_i - \hat{v}_i\| + \frac{\|W^\dagger - \hat{W}^\dagger\|}{Z_i} \|\hat{v}_i\| + \left| \frac{1}{Z_i} - \frac{1}{\hat{Z}_i} \right| \|\hat{W}^\dagger\| \\
& \leq \frac{4E_P}{\sigma_m(\tilde{\Theta})^2} \frac{\sigma_1(\tilde{\Theta})}{\sqrt{\pi_{\min}}} + 24\sigma_1(\tilde{\Theta})E + \frac{6\sigma_1(\tilde{\Theta})}{\sigma_m(\tilde{\Theta})^2} E_P \sqrt{\pi_i} + \frac{12}{\sqrt{\pi_{\min}}} E \sqrt{\pi_i} \sigma_1(\tilde{\Theta}) \\
& \leq \frac{46\sigma_1(\tilde{\Theta})}{\sqrt{\pi_{\min}}} \left(\frac{8E_T}{\sigma_m(\tilde{\Theta})^3} + \frac{12E_P}{\sqrt{\pi_{\min}}\sigma_m(\tilde{\Theta})^2} \right) \\
& \leq c_2 \frac{\sigma_1(\Theta)}{\pi_{\min}^2} \left(\frac{E_P}{\sigma_m(\Theta)^2} + \frac{E_T}{\sigma_m(\Theta)^3} \right)
\end{aligned}$$

When the first inequality is by triangle inequality, the second inequality we use the fact that $\|A \cdot B\| \leq \|A\| \|B\|$ and the fact that $M_i = W^\top \theta_i \sqrt{\pi_i}$, $Z_i = \sqrt{\pi_i}$, $\Theta\Theta^\dagger \theta_i = \theta_i$, $WW^\dagger = (W^\dagger)^\top W^\top$, the third inequality uses the fact that $\|\theta_i\| = \|\tilde{\Theta}e_i\|/\sqrt{\pi_{\min}} \leq \sigma_1(\tilde{\Theta})/\sqrt{\pi_{\min}}$ and $\|\hat{v}_i\| = 1$, in the fourth inequality we use results in item 2 and item 4, the fifth inequality is from the definition of E and algebra, in the sixth inequality we use the fact that $\sigma_m(\Theta) \leq \sigma_m(\tilde{\Theta})\pi_{\min}^{-1/2}$ and letting $c_2 = 552$. \square

Now we apply the above lemma into our symmetrized cooccurrence matrices \hat{M}_2 and \hat{M}_3 .

Corollary 2. *Suppose N is large enough such that Assumption 3 holds. Then, on event E , with probability 0.9 over the randomization of D calls of Algorithm 3, for all $u \in V$, the matrices $\hat{\Theta}^u = (\hat{\theta}_1^u, \dots, \hat{\theta}_m^u)$ obtained at the end of line 9 are such that there exists a permutation matrix Π^u ,*

$$\|(\hat{U}^u)^\top O^u - \hat{\Theta}^u \Pi^u\| \leq 2c_2 \frac{m}{(\pi_{\min}^u)^2} \frac{\epsilon(N, \delta)}{\sigma_{m^d}(P_{1,3}^{H,H})^3 \sigma_m(O^u)^3}$$

Proof. By Assumption 3, we first see that conditioned on event E , by Lemma 9, $\sigma_m(\hat{U}^u T O^u) \geq \sigma_m(O^u)/2$. Thus the conditions of Lemma 11 hold, by taking $\Theta = (\hat{U}^u)^\top O^u$, $\pi = \pi^u$. We thus get that with probability greater than $1 - 0.1/D$ over the randomness of Algorithm 1, there is a permutation matrix Π^u such that for all $i = 1, 2, \dots, m$,

$$\begin{aligned}
& \|(\hat{U}^u)^\top O_i^u - (\hat{\Theta}^u \Pi^u)_i\| \\
& \leq c_2 \frac{\sigma_1((\hat{U}^u)^\top O^u)}{(\pi_{\min}^u)^2} \left(\frac{\epsilon(N, \delta)}{\sigma_{m^d}(P_{1,3}^{H,H})^2 \sigma_m(O^u)^2} + \frac{\epsilon(N, \delta)}{\sigma_{m^d}(P_{1,3}^{H,H})^3 \sigma_m(O^u)^3} \right) \\
& \leq 2c_2 \frac{\sqrt{m}}{(\pi_{\min}^u)^2} \frac{\epsilon(N, \delta)}{\sigma_{m^d}(P_{1,3}^{H,H})^3 \sigma_m(O^u)^3}
\end{aligned}$$

where the second inequality we use the fact that $\sigma_1((\hat{U}^u)^\top O^u) = \|(\hat{U}^u)^\top O^u\| \leq \|O^u\| \leq \sqrt{m}$, since O^u is a column stochastic matrix. Therefore,

$$\begin{aligned}
& \|(\hat{U}^u)^\top O^u - (\hat{\Theta}^u \Pi^u)\| \\
& \leq \|(\hat{U}^u)^\top O^u - (\hat{\Theta}^u \Pi^u)\|_F \\
& \leq 2c_2 \frac{m}{(\pi_{\min}^u)^2} \frac{\epsilon(N, \delta)}{\sigma_{m^d}(P_{1,3}^{H,H})^3 \sigma_m(O^u)^3} \tag{15}
\end{aligned}$$

We conclude the proof by applying union bound over all $u \in V$. \square

F Putting Everything Together – Proof of Theorem 2

Proof. (Of Theorem 2) (1) We first give the recovery accuracy of observation matrices. The final step of recovery is $\hat{O}^u = \hat{U}^u \hat{\Theta}^u$. Note that if N is at least $C \max(\frac{D^2}{\sigma_2^2 \sigma_3^2} \ln \frac{D}{\delta}, \frac{m}{\sigma_1^2 \sigma_2^2} \ln \frac{D}{\delta}, \frac{m^2}{\sigma_1^6 \sigma_3^6 \pi_{\min}^3} \ln \frac{D}{\delta})$, then Assumption 3 holds, hence conditioned on event E , we have

$$\begin{aligned} & \|\hat{U}^u (\hat{U}^u)^\top O^u - O^u\| \\ &= \|\hat{U}^u (\hat{U}^u)^\top O^u - \hat{U}^u (U^u)^\top O^u\| \\ &\leq \|\hat{U}^u (\hat{U}^u)^\top - \hat{U}^u (U^u)^\top\| \|O^u\| \\ &\leq \frac{2\sqrt{m}\epsilon(N, \delta)}{\sigma_m(P_{1,2}^{u,u})} \end{aligned} \quad (16)$$

where the first inequality is by the fact that $\|A \cdot B\| \leq \|A\| \|B\|$, the second inequality follows from the fact that $\|O^u\| \leq \sqrt{m}$ and item (1) of Lemma 7.

Meanwhile, by Corollary 2, we have

$$\begin{aligned} & \|\hat{U}^u (\hat{U}^u)^\top O^u - \hat{U}^u \hat{\Theta}^u \Pi^u\| \\ &\leq \|(\hat{U}^u)^\top O^u - \hat{\Theta}^u \Pi^u\| \\ &\leq 2c_2 \frac{m}{(\pi_{\min}^u)^2} \frac{\epsilon(N, \delta)}{\sigma_{m^d}(P_{1,3}^{H,H})^3 \sigma_m(O^u)^3} \end{aligned}$$

The above two facts let us conclude that provided the size of sample N is at least $C \max(\frac{m}{\sigma_2^2 \sigma_3^2 \epsilon^2} \ln \frac{D}{\delta}, \frac{m^2}{\sigma_3^6 \sigma_1^4 \pi_{\min}^4 \epsilon^2} \ln \frac{D}{\delta})$ (where we choose C large enough),

$$\begin{aligned} & \|O^u - \hat{O}^u \Pi^u\| \\ &\leq \|\hat{U}^u (\hat{U}^u)^\top O^u - O^u\| + \|\hat{U}^u (\hat{U}^u)^\top O^u - \hat{U}^u \hat{\Theta}^u \Pi^u\| \\ &\leq \frac{2\sqrt{m}\epsilon(N, \delta)}{\sigma_m(P_{1,2}^{u,u})} + 2c_2 \frac{m}{(\pi_{\min}^u)^2} \frac{\epsilon(N, \delta)}{\sigma_{m^d}(P_{1,3}^{H,H})^3 \sigma_m(O^u)^3} \\ &\leq \min_{v \in V} \sigma_m(O^v)^4 \epsilon / 32 \\ &\leq \epsilon \end{aligned} \quad (17)$$

where the first inequality is by triangle inequality, the second inequality is by Equations (15) and (16), the third inequality follows from the choice of N , in the last inequality we use the fact that $\sigma_m(O^u) \leq 1$. Therefore by Equation (17) and Theorem 3,

$$\sigma_m(\hat{O}^u \Pi^u) \geq \sigma_m(O^u) - \min_{v \in V} \sigma_m(O^v)^4 \epsilon / 32 \geq \sigma_m(O^u) / 2 \quad (18)$$

(2) We now provide guarantees on the accuracy of transition probabilities and initial probabilities. In particular, we prove $\|\hat{Q}^u - Q^u(\Pi^u, \Pi^u, \Pi^{\pi(u)})\| \leq \epsilon$, the other three inequalities can be handled similarly. As we have already seen from Equation (17), for all $u \in V$,

$$\begin{aligned} & \|(O^u)^{T\dagger} - (\hat{O}^u \Pi^u)^{T\dagger}\| \\ &\leq 2 \max(\|(\hat{O}^u)^\dagger\|^2, \|(\Pi^{uT}(O^u))^\dagger\|^2) \|O^u - \hat{O}^u \Pi^u\| \\ &\leq \min_{v \in V} \sigma_m(O^v)^2 \epsilon / 16 \end{aligned}$$

where the first inequality is by Theorem 5, the second inequality uses the fact that $\|(\hat{O}^u)^\dagger\| = 1/\sigma_m(O^u)$, $\|(\hat{O}^u \Pi^u)^\dagger\| = 1/\sigma_m(\hat{O}^u \Pi^u)$ and Equation (18).

Conditioned on event E , by the choice of N , it is also true that the cooccurrence tensor $\hat{P}_{2,2,1}^{u,\pi(u),u}$ is such that

$$\|\hat{P}_{2,2,1}^{u,\pi(u),u} - P_{2,2,1}^{u,\pi(u),u}\| \leq \min_{v \in V} \sigma_m(O^v)^3 \epsilon / 32 \quad (19)$$

Therefore,

$$\begin{aligned}
& \|Q^u - \hat{Q}^u(\Pi^u, \Pi^{\pi(u)}, \Pi^u)\| \\
= & \|P_{2,2,1}^{u,\pi(u),u}((O^u)^{T\dagger}, (O^{\pi(u)})^{T\dagger}, (O^u)^{T\dagger}) - \hat{P}_{2,2,1}^{u,\pi(u),u}((\hat{O}^u \Pi^u)^{T\dagger}, (\hat{O}^{\pi(u)} \Pi^{\pi(u)})^{T\dagger}, (\hat{O}^u \Pi^u)^{T\dagger})\| \\
\leq & \|(P_{2,2,1}^{u,\pi(u),u} - \hat{P}_{2,2,1}^{u,\pi(u),u})((O^u \Pi^u)^{T\dagger}, (O^{\pi(u)} \Pi^{\pi(u)})^{T\dagger}, (O^u \Pi^u)^{T\dagger})\| \\
& + \|\hat{P}_{2,2,1}^{u,\pi(u),u}((O^u)^{T\dagger} - (\hat{O}^u \Pi^u)^{T\dagger}, (O^{\pi(u)})^{T\dagger}, (O^u)^{T\dagger})\| \\
& + \|\hat{P}_{2,2,1}^{u,\pi(u),u}((\hat{O}^u \Pi^u)^{T\dagger}, (O^{\pi(u)})^{T\dagger} - (\hat{O}^{\pi(u)} \Pi^{\pi(u)})^{T\dagger}, (\hat{O}^u)^{T\dagger})\| \\
& + \|\hat{P}_{2,2,1}^{u,\pi(u),u}((\hat{O}^u \Pi^u)^{T\dagger}, (\hat{O}^{\pi(u)} \Pi^{\pi(u)})^{T\dagger}, (O^u)^{T\dagger} - (\hat{O}^u \Pi^u)^{T\dagger})\| \\
\leq & \|(P_{2,2,1}^{u,\pi(u),u} - \hat{P}_{2,2,1}^{u,\pi(u),u})\| \max_{v \in V} \|O^{v\dagger}\|^3 + \|\hat{P}_{2,2,1}^{u,\pi(u),u}\| \cdot \|(O^u)^{T\dagger} - (\hat{O}^u \Pi^u)^{T\dagger}\| (\max_{v \in V} \|O^{v\dagger}\|^2 + \\
& \max_{v \in V} \|O^{v\dagger}\| \max_{v \in V} \|\hat{O}^{v\dagger}\| + \max_{v \in V} \|\hat{O}^{v\dagger}\|^2) \\
\leq & \epsilon
\end{aligned}$$

where the first inequality is by triangle inequality, the second inequality is by the fact that $\|T(A, B, C)\| \leq \|T\| \|A\| \|B\| \|C\|$, the third inequality is by Equations (19) and (17). \square

G Matrix Perturbation Lemmas

Theorem 3 (Weyl's Theorem). *If A, E are matrices in $\mathbb{R}^{m \times n}$ with $m \geq n$. Then,*

$$|\sigma_i(A + E) - \sigma_i(A)| \leq \|E\|$$

Theorem 4 (Wedin's Theorem). *If A, E are matrices in $\mathbb{R}^{m \times n}$ with $m \geq n$. Let A have singular value decomposition:*

$$\begin{pmatrix} U_1^\top \\ U_2^\top \\ U_3^\top \end{pmatrix} A (V_1 \ V_2) = \begin{pmatrix} \Sigma_1 & 0 \\ 0 & \Sigma_2 \\ 0 & 0 \end{pmatrix}$$

Let $\tilde{A} = A + E$ have the singular value decomposition:

$$\begin{pmatrix} \tilde{U}_1^\top \\ \tilde{U}_2^\top \\ \tilde{U}_3^\top \end{pmatrix} \tilde{A} (\tilde{V}_1 \ \tilde{V}_2) = \begin{pmatrix} \tilde{\Sigma}_1 & 0 \\ 0 & \tilde{\Sigma}_2 \\ 0 & 0 \end{pmatrix}$$

If there is $\delta > 0, \alpha > 0$ such that $\min_i \sigma_i(\tilde{\Sigma}_1) \geq \alpha + \delta, \max_i \sigma_i(\Sigma_2) \leq \alpha$, then

$$\|\sin \Phi\| \leq \frac{\|E\|}{\delta}$$

where Φ is the matrix of principal angles between $\text{range}(U_1)$ and $\text{range}(\tilde{U}_1)$.

Theorem 5. *If A, E are matrices in $\mathbb{R}^{m \times n}$ with $m \geq n$, let $\tilde{A} = A + E$. Then,*

$$\|\tilde{A}^\dagger - A^\dagger\| \leq 2 \max(\|\tilde{A}^\dagger\|^2, \|A^\dagger\|^2) \|E\|$$

H Compressed observation matrices produced by Spectral-Tree for eight ENCODE cell types

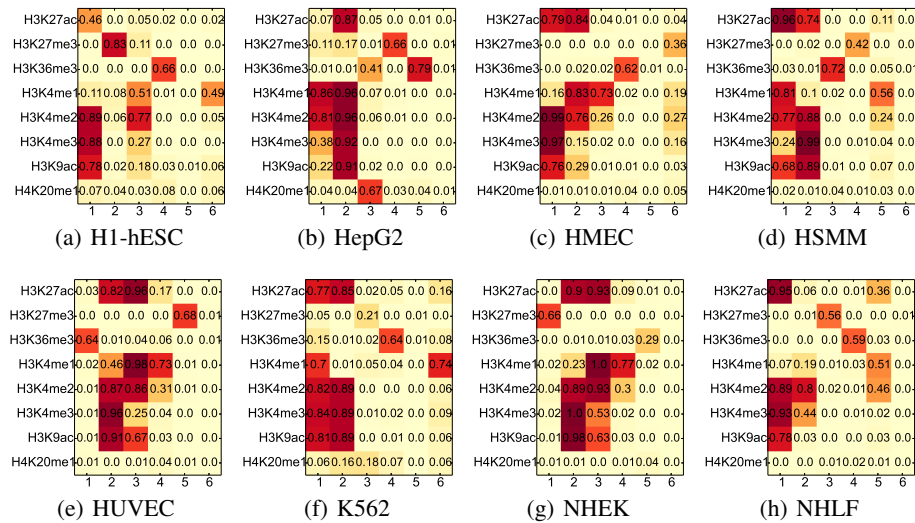


Figure 3: The compressed observation matrices estimated by Spectral-Tree for all eight ENCODE cell types studied, other than GM12878 which is presented in the main manuscript.