

SCHAEFFER'S REGULARITY THEOREM FOR SCALAR CONSERVATION LAWS DOES NOT EXTEND TO SYSTEMS

LAURA CARAVENNA AND LAURA V. SPINOLO

ABSTRACT. Schaeffer's regularity theorem for scalar conservation laws can be loosely speaking formulated as follows. Assume that the flux is uniformly convex, then for a generic smooth initial datum the admissible solution is smooth outside a locally finite number of curves in the (t, x) plane. Here the term "generic" is to be interpreted in a suitable sense, related to the Baire Category Theorem. Whereas other regularity results valid for scalar conservation laws with convex fluxes have been extended to systems of conservation laws with genuinely nonlinear characteristic fields, in this work we exhibit an explicit counterexample which rules out the possibility of extending Schaeffer's Theorem. The analysis relies on careful interaction estimates and uses fine properties of the wave front-tracking approximation.

KEYWORDS: conservation laws, shock formation, regularity, Schaeffer Theorem.

MSC (2010): 35L65

CONTENTS

1. Introduction	2
2. Overview of previous results	5
2.1. The wave front-tracking approximation algorithm	5
2.2. The Baiti-Jenssen system	7
3. Preliminary results concerning the Baiti-Jenssen system	9
3.1. Analysis of 1-3 interactions	9
3.2. Analysis of 1-1 and 3-3 interactions	10
3.3. Analysis of 1-2 and 2-3 interactions	10
3.4. Analysis of 2-2 interactions	11
3.5. The Riemann problem with well-prepared data	11
4. Construction of the counter-example	15
4.1. A wave pattern with infinitely many shocks	15
4.2. Shock creation analysis	16
4.3. A more robust initial datum	19
5. Proof of the main results	23
5.1. Proof roadmap	23
5.2. Preliminary considerations	24
5.3. Wave front-tracking approximation: initial datum	25
5.4. Wave front-tracking approximation: qualitative interaction analysis	27
5.5. Wave front-tracking approximation: quantitative interaction estimates	30
5.6. Wave front-tracking approximation: shock generation analysis	33
5.7. Conclusion of the proof	38
5.8. Proof of Theorem 1.2	41
Notation	44
References	46

1. INTRODUCTION

We are concerned with mild regularity properties for systems of conservation laws in one space dimension, namely equations in the form

$$(1.1) \quad \partial_t U + \partial_x [G(U)] = 0.$$

In the previous expression, the unknown U attains values in \mathbb{R}^N and depends on $(t, x) \in [0, +\infty[\times \mathbb{R}$. The flux function $G : \mathbb{R}^N \rightarrow \mathbb{R}^N$ is of class C^2 . If $N = 1$, we call (1.1) *scalar conservation law*. In 1973, Schaeffer [24] established a regularity result (see Theorem 1.1 below) that applies to scalar conservation laws. This paper aims at showing that this result does not extend to the case of systems, i.e. to the case when $N > 1$.

When $N > 1$, system (1.1) is called *strictly hyperbolic* if the Jacobian matrix $DG(U)$ admits N real and distinct eigenvalues

$$(1.2) \quad \lambda_1(U) < \dots < \lambda_N(U).$$

We term $\vec{r}_1(U), \dots, \vec{r}_N(U)$ the corresponding right eigenvectors of $DG(U)$ and we say that the i -th characteristic field is *genuinely nonlinear* if

$$(1.3) \quad \nabla \lambda_i(U) \cdot \vec{r}_i(U) \geq c > 0, \quad \text{for every } U \in \mathbb{R}^N$$

and for some suitable constant $c > 0$. In the previous expression, \cdot denotes the standard scalar product in \mathbb{R}^N . If the left hand side of (1.3) is identically zero, then the i -th characteristic field is termed *linearly degenerate*.

In the present paper we deal with the Cauchy problem posed by coupling (1.1) with the initial datum

$$(1.4) \quad U(0, \cdot) = U_0$$

and we refer to the books by Dafermos [14] and Serre [25] for a comprehensive introduction to systems of conservation laws. In particular, it is well-known that, even if U_0 is smooth and (1.1) is a scalar conservation law, the classical solution of (1.1), (1.4) breaks down in finite time owing to the formation of discontinuities. The Cauchy problem (1.1), (1.4) can be interpreted in the sense of distributions, but in general distributional solutions fail to be unique. In the attempt at restoring uniqueness, various *admissibility conditions* have been introduced: we refer again to [14, 25] for an overview.

In the following we briefly go over some well-posedness and regularity results for systems of conservation laws. We firstly focus on the scalar case $N = 1$. The celebrated work by Kruřkov [19] establishes global existence and uniqueness results in the class of so-called *entropy admissible* solutions of the Cauchy problem (1.1), (1.4) under the assumption that $U_0 \in L^\infty$. Regularity properties of entropy admissible solutions have been investigated in several papers: here we only mention some of the main contributions and we refer to [14, 25] for a more complete discussion. First, a famous result by Oleřnik [22] establishes the following regularization effect: when the flux $G \in C^2$ is uniformly convex, for every $t > 0$ the solution $U(t, \cdot)$ has bounded total variation, namely $U(t, \cdot) \in BV(\mathbb{R})$, even if U_0 is only in L^∞ . More recently, Ambrosio and De Lellis [2] improved Oleřnik's result showing that, except at most countably many times, the solution $U(t, \cdot)$ is actually a *special function of bounded variation*, namely $U(t, \cdot) \in SBV(\mathbb{R})$; we refer to [3, § 4] for the definition of $SBV(\mathbb{R})$. This is a regularizing effect of the nonlinearity. A result due to Schaeffer [24], moreover, states that for a *generic* smooth initial datum the admissible solution of the Cauchy problem is even better than

this: it develops at most a locally finite number of discontinuity curves, see Theorem 1.1 below. In the following statement, we denote by $\mathcal{S}(\mathbb{R})$ the Schwartz space of rapidly decreasing functions, endowed with the standard topology (see [23, p.133] for the precise definition).

Theorem 1.1 (Schaeffer). *Assume that $N = 1$ and that the flux G is smooth and uniformly convex, namely $G''(U) \geq c > 0$ for some constant $c > 0$ and for every $U \in \mathbb{R}$.*

Then there is a set $\mathfrak{F} \subseteq \mathcal{S}(\mathbb{R})$ that enjoys the following properties:

i) \mathfrak{F} is of the first category in $\mathcal{S}(\mathbb{R})$, namely

$$(1.5) \quad \mathfrak{F} = \bigcup_{k=1}^{\infty} C_k, \quad C_k \text{ is closed and has empty interior, for every } k.$$

ii) *For every $U_0 \in \mathcal{S}(\mathbb{R}) \setminus \mathfrak{F}$, the entropy admissible solution of the Cauchy problem (1.1), (1.4) enjoys the following regularity. For every open bounded set $\Omega \subseteq [0, +\infty[\times \mathbb{R}$ there is a finite number of Lipschitz continuous curves $\Gamma_1, \dots, \Gamma_m \subseteq \mathbb{R}^2$ such that*

$$U \in C^\infty(\Omega \setminus \cup_{i=1}^m \Gamma_i)$$

The curves $\Gamma_1, \dots, \Gamma_m$ are usually termed *shocks*. We briefly comment the above result. First, the assumption that G is uniformly convex can be relaxed, see for instance Dafermos [12]. See also [27] for recent related results. Second, a characterization of the set \mathfrak{F} can be found in a paper by Tadmor and Tassa [26]. Third, the result is sharp in the sense that one cannot hope that the regularity holds for *every* smooth initial datum. More precisely, even in the case $G(U) = U^2/2$ several authors constructed initial data in $\mathcal{S}(\mathbb{R})$ that develop infinitely many shocks on compact sets; see for instance the counter-example exhibited by Schaeffer himself [24, § 5]. Among recent works, we mention the construction by Adimurthi, Ghoshal and Veerappa Gowda [1].

The present paper aims at discussing whether or not Schaeffer's Theorem 1.1 extends to systems, i.e. to the case when $N > 1$. Investigating whether or not the number of shocks is (generically) finite is motivated not only by intrinsic interest, but also by applications. In particular, knowing that the limit solution admits at most finitely many shocks simplifies the study of several approximation schemes. As an example, we recall that the proof of the convergence of the vanishing viscosity approximation in the case when the limit solution has finitely many, non interacting shocks was provided by Goodman and Xin [17] and it is considerably simpler than the proof in the general case, which is due to Bianchini and Bressan [6].

We now recall some well-posedness and regularity results for systems of conservation laws. The pioneering work by Glimm [15] established existence of a global in time, distributional solutions of the Cauchy problem (1.1), (1.4) under the assumptions that the system is strictly hyperbolic, that each characteristic field is either genuinely nonlinear or linearly degenerate and that the total variation of the initial datum U_0 is sufficiently small. Uniqueness results were obtained in a series of papers by Bressan and several collaborators: we refer to the book [8] for an overview. In the following, we call the solution constructed by Glimm *admissible solution* of the Cauchy problem (1.1), (1.4). Note that this solution can be also recovered as the limit of a wave front-tracking approximation [8] and of a second order approximation [6].

Several regularity results that apply to scalar conservation laws with convex fluxes have been extended to systems of conservation laws where every vector field is genuinely nonlinear (i.e. condition (1.3) holds for every $i = 1, \dots, N$). See, for instance, the works by Glimm and Lax [16], Liu [21] and Bressan and Colombo [9] for possible extensions of the decay estimate by Oleĭnik [22].

Moreover, the *SBV* regularity result by Ambrosio and De Lellis [2] has been extended to the case of systems, see Dafermos [13] for self-similar solutions, Ancona and Nguyen [4] for Temple systems and Bianchini and Caravenna [7] for general systems where every characteristic field is genuinely nonlinear.

The main result of the present paper states that, contrary to the results by Oleĭnik [22] and Ambrosio and De Lellis [2], Schaeffer's Theorem 1.1 does not extend to systems.

Theorem 1.2. *There are a flux function $G : \mathbb{R}^3 \rightarrow \mathbb{R}^3$, a compact set $K \subseteq [0, +\infty[\times \mathbb{R}$ and a set $\mathfrak{B} \subseteq \mathcal{S}(\mathbb{R})$ that enjoy the following properties:*

- i) *system (1.1) is strictly hyperbolic and every characteristic field is genuinely nonlinear, namely (1.2) holds and moreover property (1.3) is satisfied for every $i = 1, 2, 3$.*
- ii) *The set \mathfrak{B} is non empty and open in $\mathcal{S}(\mathbb{R})$.*
- iii) *For every $U_0 \in \mathfrak{B}$ the admissible solution of the Cauchy problem (1.1), (1.4) has infinitely many shocks in the compact set K*

Some remarks are in order:

- in the statement of the above theorem by *shock* we mean a Lipschitz continuous curve $x = \Gamma(t)$ at which U is discontinuous.
- The Baire Theorem implies that any set of the first category (1.5) has empty interior. Since the set of “bad data” \mathfrak{B} is open and non empty, it cannot be of the first category and hence Theorem 1.2 provides a counter-example to the possibility of extending Schaeffer's Theorem to the case of systems.
- By looking at the explicit construction one can infer that \mathfrak{B} satisfies the following further requirement. For every $U_0 \in \mathfrak{B}$, the total variation of U_0 is sufficiently small to apply the existence and uniqueness results in [8, 15]. This means that the counter-example provided by Theorem 1.2 belongs to the same class where we have well-posedness.
- Our construction is explicit, in the sense that we provide an explicit formula for the function G , the compact K and the set \mathfrak{B} , see (2.3), (5.51) and the construction in § 4.
- Our construction shows, as a byproduct, that a wave-pattern containing infinitely many shocks can be robust with respect to suitable perturbations of the initial data.
- Our counter-example requires 3 dimensions, namely $N = 3$. It is known that 2×2 systems are usually much better behaved than higher dimension systems, see for instance the discussion in [14, § XII]. An interesting question that is still to be addressed is whether or not Scheffer's Theorem extends to (suitable classes of) 2×2 systems ¹.

To conclude, we briefly outline the proof of Theorem 1.2. The set \mathfrak{B} will be basically obtained by considering small $W^{1,\infty}$ perturbations of a certain function \tilde{U} . The main point in the proof is then constructing G and \tilde{U} in such a way that

- i) when $U_0 = \tilde{U}$ the admissible solution of the Cauchy problem (1.1)-(1.4) develops infinitely many shocks, and
- ii) the same happens when U_0 is a small perturbation of \tilde{U} .

We choose as flux function G a particular representative of a family of fluxes introduced by Baiti and Jenssen [5]. Note that in [5] the authors exhibit a wave-pattern containing infinitely many shocks. Actually, the original wave-pattern in [5] contains large amplitude waves, but the construction can

¹We thank Alberto Bressan for this remark.

be adapted to obtain a wave-pattern with small total variation. Although we use several results established in [5], our analysis is quite different from the one in [5]. More precisely, there are three main challenges in adapting the construction in [5] for our goals :

- we need to show that the wave-pattern in [5] can be exhibited by a solution with smooth initial datum: this issue is tackled by relying on the notion of *compression wave*, see § 4.2.1.
- A much more severe obstruction is the fact that the wave-pattern in [5] is a priori *not robust* with respect to perturbations. We refer to the discussion at the beginning of § 4.3 for a more detailed explanation. Here we just point out that, owing to this lack of robustness, we have to introduce a more complicated construction than the original one in [5]. Even in the case when the initial datum is exactly \tilde{U} , the structure of the admissible solution is much more complex than the one considered in [5].
- The analysis in [5] relies on the construction of *explicit* solutions. In our case, computing explicit solutions is prohibitive and hence we argue by introducing a wave front-tracking approximation. We perform careful interaction estimates to gain precise information on the structure of the approximate solution and we eventually pass to the limit by using fine properties of the wave front-tracking approximation established by Bressan and LeFloch [10].

The paper is organized as follows. In § 2 for the reader's convenience we go over some previous results. More precisely, in § 2.1 we recall some of the main properties of the wave front-tracking approximation, while in § 2.2 we introduce the Baiti-Jenssen system and recall some of the main properties. In § 3 we establish preliminary estimates on admissible solutions of the Baiti-Jenssen system. In § 4 we construct the function \tilde{U} . In § 5 we establish the proof of Theorem 1.2. In particular, we show that the solution of the Cauchy problem with initial datum \tilde{U} develops infinitely many shocks and that this behavior is robust with respect to perturbations of \tilde{U} .

For the reader's convenience, we collect the notation of this paper at Page 44.

2. OVERVIEW OF PREVIOUS RESULTS

For the reader's convenience, in this section we go over some previous results that we will need in the following. More precisely, we proceed as follows:

§ 2.1: we quickly summarize the wave front-tracking algorithm [8] and we fix some notation.

§ 2.2: we introduce the Baiti-Jenssen system and we discuss some of its properties.

2.1. The wave front-tracking approximation algorithm. In this paragraph we briefly go over the version of the wave front-tracking algorithm discussed in [8] (see in particular Chapter 7 in there). We refer to [8] and to the books by Dafermos [14, § 14.13] and by Holden and Risebro [18] for a more extended discussion and for a comprehensive list of references. Also, in the following discussion we assume that each characteristic field is genuinely nonlinear (i.e., that (1.3) holds true) because this hypothesis is satisfied by our system.

We first introduce some notation. We recall that the *i-wave fan curve through \bar{U}* is

$$(2.1) \quad D_i[s, \bar{U}] := \begin{cases} R_i[s, \bar{U}] & s \geq 0 \\ S_i[s, \bar{U}] & s < 0. \end{cases}$$

In the previous expression, R_i is the integral curve of \vec{r}_i passing through \bar{U} , namely the solution of the Cauchy problem

$$(2.2) \quad \begin{cases} \frac{dR_i}{ds} = \vec{r}_i(U), \\ R_i[0, \bar{U}] = \bar{U}. \end{cases}$$

Also, we denote by S_i the i -Hugoniot locus, i.e. the set of states that can be joined to \bar{U} by a shock of the i -family, namely by a i -shock. The *speed of the shock* can be computed by using the Rankine-Hugoniot conditions. We call the absolute value $|s|$ *strength* of the shock between \bar{U} and $S_i[s, \bar{U}]$.

We are now ready to outline the the construction of the wave front-tracking approximation. We fix a small parameter $\nu > 0$ and we denote by U^ν the wave front-tracking approximation. The final goal is to show that when $\nu \rightarrow 0^+$ the family U^ν converges to the admissible solution of the Cauchy problem (1.1)-(1.4). The main steps to construct U^ν are the following (we refer to [8, § 7] for a detailed discussion):

- i) we construct U_0^ν , a piecewise constant approximation of the initial datum U_0 .
- ii) At each discontinuity of U_0^ν we solve the Riemann problem between the left and the right state by relying on the Lax Theorem [20]. We want to define U^ν in such a way that $U^\nu(t, \cdot)$ is piecewise constant for almost every $t > 0$. Hence, we replace the rarefaction waves in the Lax solution of the Riemann problem with a suitably defined piecewise constant approximation. The resulting approximate solution is called *accurate Riemann solver*.
- iii) We repeat the above procedure at each discontinuity point of U_0^ν and we define U^ν by juxtaposing the approximate solution of each Riemann problem. In this way, U^ν is piecewise constant and has a finite number of discontinuity lines. By a slight abuse of notation, we call *rarefaction waves* the discontinuity lines corresponding to rarefactions. We can also introduce a notion of *strength* for the rarefaction wave (see [8, Chapter 7] for the technical details).
- iv) Let us consider the point at which two *waves* (i.e., discontinuity lines) *interact* (i.e. cross each other). The interaction determines a new Riemann problem, which is solved by using the same procedure as in step 2. above. In this way we can extend the wave front-tracking approximation U^ν after the first interaction occurs.
- v) In principle, it may happen that the number of discontinuity lines of U^ν blows up in finite time: this would prevent us from defining U^ν globally in time. The number of discontinuities can blow up if for instance U^ν contains a wave pattern like the one illustrated in Figure 3.
- vi) To prevent the number of discontinuities from blowing up, we introduce the so-called *non physical waves*. The exact definition is quite technical and it is given in [8, §7.2], but the basic idea is the following. We introduce a threshold μ_ν and we consider an interaction point. If the product between the strengths of the incoming waves is bigger than μ_ν , then we use the *accurate Riemann solver* defined at step 2. If it is smaller, we use a so-called *simplified Riemann solver*. The *simplified Riemann solver* involves a minimum number of outgoing waves. Basically, all the new waves are packed together in a single *non physical wave*, which travels at a faster speed than any other wave.
- vii) The analysis in [8, §7] shows that, by relying on a suitable choice of the approximate and of the simplified Riemann solver, of the approximate initial datum U_0^ν and of the threshold μ_ν ,

one can prove that the approximate wave front-tracking solutions U^ν converge as $\nu \rightarrow 0^+$ to the unique admissible solution of the Cauchy problem (1.1), (1.4).

2.2. The Baiti-Jenssen system. In this paragraph we recall some results from [5]. More precisely, we proceed as follows.

§ 2.2.1: we introduce the explicit expression of the Baiti-Jenssen system and we comment on it.

§ 2.2.2: we recall the explicit expression of the eigenvalues and we go over the structure of the wave fan curves.

2.2.1. *The system.* We introduce the Baiti-Jenssen system. We fix $\eta \in]0, 1[$ and we define the function $F_\eta : \mathbb{R}^3 \rightarrow \mathbb{R}^3$ by setting

$$(2.3) \quad F_\eta(U) := \begin{pmatrix} 4[(v-1)u - w] + \eta p_1(U) \\ v^2 \\ 4\{v(v-2)u - (v-1)w\} + \eta p_3(U) \end{pmatrix}$$

In the above expression, u , v and w denote the components of U , namely $U = (u, v, w)$. The functions p_1 and p_3 are given by

$$(2.4) \quad p_1(U) = \frac{1}{2} \left\{ [w - (v-2)u]^2 - [w - vu]^2 \right\} = 2uw - 2u^2(v-1),$$

$$(2.5) \quad p_3(U) = \frac{1}{2} \left\{ v[w - (v-2)u]^2 - (v-2)[w - vu]^2 \right\} = w^2 - u^2(v-2)v.$$

In the following we are concerned with the system of conservation laws

$$(2.6) \quad \partial_t U + \partial_x [F_\eta(U)] = 0,$$

which we term *Baiti-Jenssen system*. Two remarks are here in order. First, (2.3) is exactly system (3.11) in [5] provided that we choose $\varepsilon = \eta$, $g(v) = v^2$, $a(v) = v$, $b(v) = v - 2$, $c = 4$. The reason why we only consider a particular representative of the class of systems considered in [5] is because we want to simplify the analysis and the exposition. Indeed, some parts of the proof of Theorem 1.2 are already fairly technical and we have decided to keep the rest as simple as possible. However, we are confident that our argument can be extended to much more general classes of systems.

Second, the celebrated existence and uniqueness results [15, 8] mentioned in the introduction imply that there are constants $C > 0$ and $\delta > 0$ such that, if U_0 is a compactly supported function satisfying

$$\text{TotVar } U_0 \leq \delta,$$

then the Cauchy problem obtained by coupling (2.6) with the condition $U(0, \cdot) = U_0$ has a unique, global in time admissible solution which satisfies

$$\text{TotVar } U(t, \cdot) \leq C \text{ TotVar } U_0, \quad \text{for every } t > 0.$$

In principle, both δ and C depend on η . However, by looking at the proof of the convergence of the wave front-tracking approximation one realizes that C and δ only depend on bounds on F_η and its derivatives of various orders. Since all these functions are uniformly bounded in η , then we can choose C and δ in such a way that they *do not* depend on η . In the following, we will let η vary but we will always assume that the function U attains values in the unit ball, namely $|U| < 1$. This will be *a posteriori* justified because we will choose a compactly supported initial datum with sufficiently small total variation.

2.2.2. *Eigenvalues and wave fan curves.* We now recall some features of system (2.3) and we refer to [5, pp. 841-843] for the proof. First, the eigenvalues of the Jacobian matrix $DF_\eta(U)$ are

$$(2.7) \quad \lambda_1(U) = 2\eta[w - (v-2)u] - 4 \quad < \quad \lambda_2(U) = 2v \quad < \quad \lambda_3(U) = 2\eta[w - vu] + 4.$$

Note that

$$(2.8) \quad -6 < \lambda_1(U) < -\frac{5}{2} < -2 < \lambda_2(U) < 2 < 3 < \lambda_3(U) < 5 \quad \text{if } |U| < 1 \text{ and } 0 \leq \eta < \frac{1}{4}$$

and hence in particular

$$(2.9) \quad |\lambda_1(U)|, |\lambda_2(U)|, |\lambda_3(U)| < 6 \quad \text{if } |U| < 1 \text{ and } 0 < \eta < \frac{1}{4}.$$

Note that (2.8) implies that the system is strictly hyperbolic if $|U| < 1$ and $0 \leq \eta < 1/4$. Note furthermore that 2 is a Lipschitz constant of each eigenvalue if $|U| < 1$ and $0 \leq \eta < 1/4$. The first and the third right eigenvectors are

$$(2.10) \quad \vec{r}_1(U) = \begin{pmatrix} 1 \\ 0 \\ v \end{pmatrix} \quad \text{and} \quad \vec{r}_3(U) = \begin{pmatrix} 1 \\ 0 \\ v-2 \end{pmatrix},$$

respectively. The explicit expression of the second eigenvector is not relevant here. Note however that the assumption of genuine nonlinearity is satisfied since

$$(2.11a) \quad \nabla \lambda_1(U) \cdot \vec{r}_1(U) = 4\eta > 0, \quad \nabla \lambda_2(U) \cdot \vec{r}_2(U) = 2 > 0$$

and

$$(2.11b) \quad \nabla \lambda_3(U) \cdot \vec{r}_3(U) = -4\eta < 0.$$

Note that (2.11b) implies (1.3) provided that we change the orientation of \vec{r}_3 . Owing to (2.10), the 1- and the 3-wave fan curve through $\bar{U} = (\bar{u}, \bar{v}, \bar{w})$ are straight lines in the planes $v = \bar{v}$. More precisely,

$$(2.12a) \quad D_1[\sigma; \bar{U}] = \begin{pmatrix} \sigma + \bar{u} \\ \bar{v} \\ \bar{v}\sigma + \bar{w} \end{pmatrix} = \bar{U} + \sigma \vec{r}_1(\bar{U}) = \bar{U} + \sigma \vec{r}_1(\bar{v}),$$

$$(2.12b) \quad D_3[\tau; \bar{U}] = \begin{pmatrix} \tau + \bar{u} \\ \bar{v} \\ (\bar{v}-2)\tau + \bar{w} \end{pmatrix} = \bar{U} + \tau \vec{r}_3(\bar{U}) = \bar{U} + \tau \vec{r}_3(\bar{v}).$$

Owing to (2.11), we have that

- if $\sigma < 0$, then \bar{U} and $D_1[\sigma; (\bar{u}, \bar{v}, \bar{w})]$ are connected by a 1-*shock*. If $\sigma > 0$, then \bar{U} and $D_1[\sigma; (\bar{u}, \bar{v}, \bar{w})]$ are connected by a 1-*rarefaction wave*.
- if $\tau < 0$, then \bar{U} and $D_3[\tau; (\bar{u}, \bar{v}, \bar{w})]$ are connected by a 3-*rarefaction wave*. If $\tau > 0$, then \bar{U} and $D_3[\tau; (\bar{u}, \bar{v}, \bar{w})]$ are connected by a 3-*shock*.

To understand the structure of the second wave fan curve through \bar{U} we use the following simple observation, which for future reference we state as a lemma.

Lemma 2.1. *Assume that $U = (u, v, w)$ is an admissible solution of the system of conservation laws (2.6). Then the second component v is an entropy admissible solution of the scalar conservation law*

$$(2.13) \quad \partial_t v + \partial_x [v^2] = 0.$$

Proof. Lemma 2.1 was used in [5], but we provide the proof for the sake of completeness. Owing to the analysis in [6] (see in particular Theorem 1 and § 15 in there), the admissible solution U can be recovered as the unique limit $\varepsilon \rightarrow 0^+$ of the second order approximation

$$\partial_t U_\varepsilon + \partial_x [F_\eta(U_\varepsilon)] = \varepsilon \partial_{xx}^2 U_\varepsilon.$$

We then conclude by considering the second component and recalling that the entropy admissible solution of a scalar conservation law is the unique limit of the vanishing viscosity approximation (see [14, § 6.3]). \square

By combining (2.11) with Lemma 2.1 and by recalling that the flux in (2.13) is convex we conclude that we can choose the parametrization of D_2 in such a way that

- if $s < 0$, then \bar{U} and $D_2[s, \bar{U}]$ are connected by a 2-shock and the second component of $D_2[s, \bar{U}]$ is $\bar{v} + s < \bar{v}$
- if $s > 0$, then \bar{U} and $D_2[s, \bar{U}]$ are connected by a 2-rarefaction wave and the second component of $D_2[s, \bar{U}]$ is $\bar{v} + s > \bar{v}$.

3. PRELIMINARY RESULTS CONCERNING THE BAITI-JENSSEN SYSTEM

This section concerns the Baiti-Jenssen system (2.6). It is divided into two parts:

- In § 3.1, § 3.2, § 3.3 and § 3.4 we discuss interaction estimates for the Baiti-Jenssen system. More precisely, in § 3.1, § 3.2 we recall some analysis from [5]. In § 3.3 we state a new version of a result established in [5]. The proof is provided in the companion paper [11]. In § 3.4 we go over a new interaction estimate established in [11].
- In § 3.5 we discuss new results concerning the solution of the Riemann problem in the case when the left and the right states satisfy suitable structural assumptions.

Both parts will be used in § 5 in the analysis of the wave-front tracking approximation of a general class of Cauchy problems.

3.1. Analysis of 1-3 interactions. In this paragraph we consider the interaction between a shock of the first family, i.e. a 1-shock, and a 3-shock. More precisely, we term U_ℓ , U_m and U_r the left, middle and right state before the interaction, respectively (see Figure 1, left part). In other words,

$$(3.1) \quad U_m = D_3[\tau, U_\ell], \quad U_r = D_1[\sigma, U_m]$$

for some $\tau > 0$, $\sigma < 0$, where $D_1[\cdot]$ and $D_3[\cdot]$ are given in (2.12).

We now want to solve the Riemann problem between U_ℓ (on the left) and U_r (on the right). We recall that the 1- and the 3-wave fan curves are just straight lines in planes where the v component is constant, see (2.12). The slope of the lines only depends on v . This implies that the 1- and the 3-wave fan curves commute and the solution of the Riemann problem between U_ℓ (on the left) and U_r (on the right) contains no 2-wave. In other words, the following holds. We denote by U'_m the middle state after the interaction (see again Figure 1, left part). From (3.1) we get

$$(3.2) \quad U'_m = D_1[\sigma, U_\ell], \quad U_r = D_3[\tau, U'_m].$$

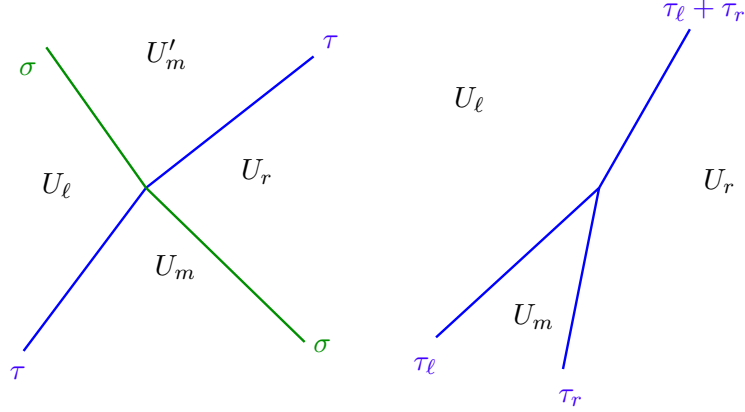


FIGURE 1. A 1-3 interaction (left) and a 1-1 interaction (right). The value of v is constant across each interaction

3.2. Analysis of 1-1 and 3-3 interactions. Owing to the particular structure (2.12) of the 1- and 3-wave fan curves, the incoming shocks in 1-1 interactions and 3-3 interactions simply merge. In particular, no new wave is produced. More precisely, we have the following: we focus on 3-3 interactions and we refer to Figure 1 for a representation. We term U_ℓ , U_m and U_r the left, middle and right state before the interaction, respectively. In other words,

$$U_m = D_3[\tau_\ell, U_\ell], \quad U_r = D_3[\tau_r, U_m]$$

for some $\tau_\ell, \tau_r > 0$. Owing to (2.12), we have $U_r = D_1[\tau_\ell + \tau_r, U_\ell]$ and hence the only outgoing wave is a 3-wave. The analysis of 1-1 interactions is completely analogous.

3.3. Analysis of 1-2 and 2-3 interactions. In this paragraph we explicitly discuss the interaction of a 1-shock with a 2-shock. The analysis of the interaction of a 2-shock with a 3-shock is completely analogous. Lemma 3.1 below can be loosely speaking formulated as follows: if η and the strength of the incoming shocks are sufficiently small, then the outgoing waves are three shocks (and hence, in particular, no outgoing wave is a rarefaction). Also, we have a bound from below and from above on the strength of the outgoing shocks. Note that a result similar to Lemma 3.1 is established in [5]: the novelty of Lemma 3.1 is that we have a more precise estimate on the strength of the outgoing 3-shock, compare the left part of (3.6) with [5, eq. (5.9)]. Also, in the case of Lemma 3.1 we restrict to data with small total variation. The proof of Lemma 3.1 is provided in [11] and is based on perturbation argument: one firstly establishes Lemma 3.1 in the case when $\eta = 0$ and then considers the case $\eta > 0$.

To give the formal statement of Lemma 3.1 we introduce some notation. We term U_ℓ , U_m and U_r the left, middle and right state before the interaction, respectively. See Figure 2, left part, for a representation. In other words,

$$(3.3) \quad U_m = D_2[s, U_\ell], \quad U_r = D_1[\sigma, U_m] \quad \text{for some } s < 0, \sigma < 0.$$

Also, we denote by U'_m and U''_m the new intermediate states after the interaction, namely

$$(3.4) \quad U'_m = D_1[\sigma', U_\ell], \quad U''_m = D_2[s', U'_m], \quad U_r = D_3[\tau, U''_m]$$

for some σ', s' and $\tau \in \mathbb{R}$. Here is the formal statement of our result.

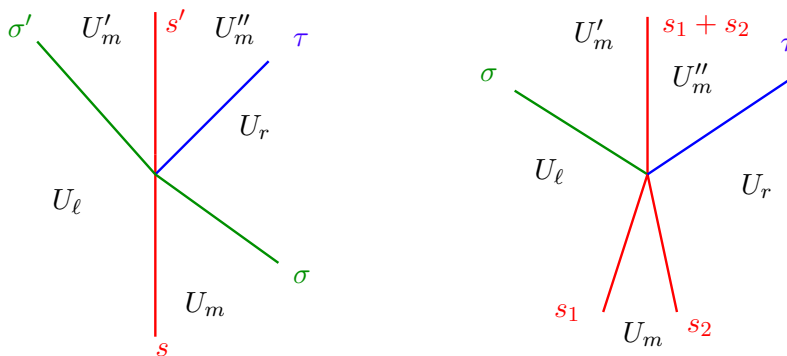


FIGURE 2. A 1-2 interaction (left) and a 2-2 interaction (right).

Lemma 3.1. *Assume that (3.3) and (3.4) hold. Then*

$$(3.5) \quad s' = s.$$

Also, there is $\varepsilon > 0$ such that the following holds. If $|U_\ell|, |s|, |\sigma| \leq 1/4$ and $0 \leq \eta < \varepsilon$, then

$$(3.6) \quad -2|\sigma| < \sigma' < -\frac{|\sigma|}{2} \quad \text{and} \quad \frac{1}{100}s\sigma < \tau < 10s\sigma.$$

3.4. Analysis of 2-2 interactions. In this paragraph we recall a result from [11] concerning the interaction between two 2-shocks. As usual, we term U_ℓ, U_m and U_r the left, middle and right state before the interaction. We refer to Figure 2, right part, for a representation. Lemma 3.2 can be loosely speaking formulated as follows. Fix a constant $a > 0$ and assume that U_ℓ, U_m and U_r are all sufficiently close to some state $(a, 0, -a)$. Then the outgoing waves are three shocks.

The proof of Lemma 3.2 is given in [11] and it is divided into two parts: we firstly establish the result in the case $\eta = 0$ by relying on the explicit expression of the 2-wave fan curve. We then extend it to the case $\eta > 0$ by using a perturbation argument.

Here is the formal statement.

Lemma 3.2. *There is a sufficiently small constant $\varepsilon > 0$ such that the following holds. Fix a constant a such that $0 < a < 1/2$ and set $U^\sharp := (a, 0, -a)$. Assume that*

$$|U_\ell - U^\sharp| \leq \varepsilon a, \quad s_1, s_2 < 0, \quad |s_1|, |s_2| < \varepsilon a, \quad 0 \leq \eta \leq \varepsilon a.$$

Assume furthermore that

$$U_r = D_2[s_2, D_2[s_1, U_\ell]].$$

Then there are $\sigma < 0$ and $\tau > 0$ such that

$$(3.7) \quad U_r = D_3[\tau, D_2[s_1 + s_2, D_1[\sigma, U_\ell]]].$$

3.5. The Riemann problem with well-prepared data. In this paragraph we discuss the structure of the solution of Riemann problems with “well-prepared” data. More precisely, Lemmas 3.3 and 3.4 below state that, under suitable structural assumptions on the constant states U^- and U^+ , the solution of the Riemann problem is obtained by juxtaposing three shocks (and hence, in particular, it contains no rarefaction wave). In § 5.3 we will use these results to discuss the wave-front tracking approximation of the initial datum for a general class of Cauchy problems.

Lemma 3.3. *There is $0 < \varepsilon < 1$ such that the following holds. Fix $U_I \in \mathbb{R}^3$ such that $|U_I| \leq 1/2$. Let $\vec{r}_{1I}, \vec{r}_{2I}$ and \vec{r}_{3I} be the vectors*

$$(3.8) \quad \vec{r}_{1I} := \vec{r}_1(U_I), \quad \vec{r}_{2I} := \vec{r}_2(U_I), \quad \vec{r}_{3I} := \vec{r}_3(U_I).$$

If $U^-, U^+ \in \mathbb{R}^3$ satisfy

$$(3.9) \quad |U^- - U_I| < \varepsilon$$

and

$$(3.10) \quad |U^+ - U^- + b\vec{r}_{1I} + b\vec{r}_{2I} - b\vec{r}_{3I}| < \varepsilon b$$

for some $0 < b < \varepsilon$, then the following holds. There are τ, σ and s such that

$$(3.11) \quad 0 < \tau < 2b, \quad -2b < \sigma < 0, \quad -2b < s < 0$$

and

$$(3.12) \quad U^+ = D_3 \left[\tau, D_2 \left[s, D_1 \left[\sigma, U^- \right] \right] \right].$$

Proof. First, we point out that, if ε is sufficiently small, then (3.10) implies that

$$(3.13) \quad U^+ - U^- = -b_1 \vec{r}_{1I} - b_2 \vec{r}_{2I} + b_3 \vec{r}_{3I}$$

for some b_1, b_2, b_3 satisfying

$$(3.14) \quad \frac{1}{2}b < b_1, \quad b_2, b_3 < \frac{3}{2}b.$$

Next, we use the Local Invertibility Theorem and we determine τ, s and σ satisfying (3.12). Owing to the regularity of the inverse map, we can infer from (3.13) and (3.14) that

$$(3.15) \quad |\sigma| + |s| + |\tau| < Cb.$$

Here and in the rest of the proof, C denotes a universal constant. The precise value of C can vary from line to line. Next, we recall that the wave fan curve D_1 satisfies (2.12) and we introduce the notation

$$(3.16) \quad U'_m = D_1[\sigma, U^-] = U^- + \sigma \vec{r}_1(U^-) = U^- + \sigma \vec{r}_{1I} + \sigma \left[\vec{r}_1(U^-) - \vec{r}_{1I} \right].$$

Also, we term

$$(3.17) \quad U''_m := D_2[s, U'_m] = U'_m + s \vec{r}_{2I} + s \left[\vec{r}_2(U'_m) - \vec{r}_{2I} \right] + \left[D_2[s, U'_m] - U'_m - s \vec{r}_{2I}(U'_m) \right]$$

By using (3.12) and the explicit expression of the wave fan curve D_3 (see (2.12)) we arrive at

$$(3.18) \quad \begin{aligned} U^+ = & U^- + \sigma \vec{r}_{1I} + s \vec{r}_{2I} + \tau \vec{r}_{3I} \\ & + \underbrace{\sigma \left[\vec{r}_1(U^-) - \vec{r}_{1I} \right] + s \left[\vec{r}_2(U'_m) - \vec{r}_{2I} \right] + \left[D_2[s, U'_m] - U'_m - s \vec{r}_{2I}(U'_m) \right] + \tau \left[\vec{r}_3(U''_m) - \vec{r}_{3I} \right]}_{\mathcal{R}(\sigma, s, \tau, U^-)} \end{aligned}$$

We recall that $\vec{r}_2(U'_m)$ is the derivative $dD_2[s, U'_m]/ds$ computed at $s = 0$. By using (3.9), (3.15), we obtain that the rest term \mathcal{R} can be controlled as follows:

$$(3.19) \quad \begin{aligned} |\mathcal{R}(\sigma, s, \tau, U^-)| & \leq Cb(\varepsilon + \varepsilon) + Cb^2 + Cb\varepsilon \\ & \leq Cb\varepsilon. \end{aligned}$$

To establish the last inequality, we have use the assumption that $b < \varepsilon$. Next, we compare (3.18) with (3.13) and by using (3.19) we deduce that

$$|b_1 + \sigma| + |b_2 + s| + |b_3 - \tau| < C\varepsilon b.$$

Owing to (3.14), this implies (3.11) provided that ε is sufficiently small. The proof of the lemma is complete. \square

We only sketch the proof of the following lemma because it is similar to Lemma 3.3. Note, furthermore, that Lemma 3.3 can be recovered from Lemma 3.4 by taking the limit $\xi \rightarrow 0^+$. However, we decided to give the complete statement and proof of Lemma 3.3 to highlight the basic ideas underpinning Lemmas 3.4 and 3.5.

Lemma 3.4. *There is $0 < \varepsilon < 1$ such that the following holds. Fix $U_I \in \mathbb{R}^3$ such that $|U_I| < 1/2$. Let $\vec{r}_{1I}, \vec{r}_{2I}$ and \vec{r}_{3I} be the same vectors as in (3.8). Assume that $U_I, U^-, V^-, U^+ \in \mathbb{R}^3$, and $b, \xi \in \mathbb{R}$ satisfy the following conditions: formula (3.9) holds and moreover*

$$(3.20) \quad |V^- - U^-| < \sqrt{\varepsilon} \frac{b}{\xi}, \quad 0 < b < \varepsilon, \quad 0 < \xi < \sqrt{\varepsilon b}.$$

Assume furthermore that

$$(3.21a) \quad \text{either} \quad |U^+ - U^- - D_1[-\xi, V^-] + V^- + b\vec{r}_{1I} + b\vec{r}_{2I} - b\vec{r}_{3I}| < b/4$$

$$(3.21b) \quad \text{or} \quad |U^+ - U^- - D_2[-\xi, V^-] + V^- + b\vec{r}_{1I} + b\vec{r}_{2I} - b\vec{r}_{3I}| < b/4$$

$$(3.21c) \quad \text{or} \quad |U^+ - U^- - D_3[\xi, V^-] + V^- + b\vec{r}_{1I} + b\vec{r}_{2I} - b\vec{r}_{3I}| < b/4.$$

Then (3.12) holds for some τ, σ, s such that

$$(3.22a) \quad 0 < \tau < 2b, \quad -2b < s < 0, \quad -2b - \xi < \sigma < -\xi \quad \text{if (3.21a) holds}$$

$$(3.22b) \quad 0 < \tau < 2b, \quad -2b - \xi < s < -\xi, \quad -2b < \sigma < 0 \quad \text{if (3.21b) holds}$$

$$(3.22c) \quad \xi < \tau < \xi + 2b, \quad -2b < s < 0, \quad -2b < \sigma < 0 \quad \text{if (3.21c) holds.}$$

Proof. We only consider the case when (3.22b) holds since the analysis of the other cases is analogous, but simpler. We first rewrite (3.21b) as

$$(3.23) \quad \left| U^+ - U^- + b\vec{r}_1(U^-) + (b + \xi)\vec{r}_2(U^-) - b\vec{r}_3(U^-) + \mathcal{R}_1(\xi, U_I, U^-, V^-) \right| \leq b/4,$$

where the term \mathcal{R}_1 is defined by setting

$$(3.24) \quad \begin{aligned} \mathcal{R}_1(b, \xi, U_I, U^-, V^-) := & b \left[\vec{r}_{2I} - \vec{r}_2(U^-) \right] + b \left[\vec{r}_{1I} - \vec{r}_1(U^-) \right] + b \left[\vec{r}_{3I} - \vec{r}_3(U^-) \right] \\ & - \left[D_2[-\xi, V^-] - V^- + \xi \vec{r}_2(V^-) \right] + \xi \left[\vec{r}_2(V^-) - \vec{r}_2(U^-) \right]. \end{aligned}$$

Owing to (3.9) and (3.20), it satisfies

$$(3.25) \quad |\mathcal{R}_1(b, \xi, U_I, U^-, V^-)| \leq C\varepsilon b + C\xi^2 + C\xi|V^- - U^-| \leq C\sqrt{\varepsilon}b$$

Here and in the rest of the proof, C denotes a universal constant. Its precise value can vary from line to line. Next, we use the Local Invertibility Theorem to determine τ, s and σ satisfying (3.12). Owing to the regularity of the inverse map, we have

$$(3.26) \quad |\sigma| + |s| + |\tau| < C(b + \xi).$$

We define U'_m and U''_m as (3.16) and (3.17) and by arguing as in the proof of Lemma 3.3 we conclude that (3.12) implies

$$(3.27) \quad \begin{aligned} U^+ &= U^- + \sigma \vec{r}_1(U^-) + s \vec{r}_2(U^-) + \tau \vec{r}_3(U^-) \\ &+ s \underbrace{\left[\vec{r}_2(U'_m) - \vec{r}_2(U^-) \right] + \left[D_2[s, U'_m] - U'_m - s \vec{r}_2(U'_m) \right] + \tau \left[\vec{r}_3(U''_m) - \vec{r}_3(U^-) \right]}_{\mathcal{R}_2(\sigma, s, \tau, U^-)} \end{aligned}$$

By using (3.26) we obtain

$$(3.28) \quad |\mathcal{R}_2(\sigma, s, \tau, U^-)| \leq C(b + \xi)^2$$

Finally, we compare (3.23) and (3.27) and we use (3.25) and (3.28) and we obtain

$$(3.29) \quad |\sigma + b| + |s + b + \xi| + |\tau - b| \leq b/4 + C\sqrt{\varepsilon}b + C(b + \xi)^2.$$

By using the inequality $\xi^2 \leq \varepsilon b$, we eventually arrive at (3.22b). \square

By arguing as in the proof of Lemma 3.4, we establish the following result. Note that Lemmas 3.3 and 3.4 can be both recovered as particular cases of Lemma 3.5.

Lemma 3.5. *There is $0 < \varepsilon < 1$ such that the following holds. Let \mathbf{m} be a Borel probability measure on \mathbb{R} . Fix $U_I \in \mathbb{R}^3$ such that $|U_I| < 1/2$. Let \vec{r}_{1I} , \vec{r}_{2I} and \vec{r}_{3I} be the same vectors as in (3.8). Fix $U^-, U^+ \in \mathbb{R}^3$ and assume that*

$$(3.30) \quad |U^- - U_I| < \varepsilon.$$

Assume, furthermore, that the functions

$$V^- : \mathbb{R} \rightarrow \mathbb{R}^3, \quad \tilde{b}, \tilde{\xi}, \tilde{\xi}_2, \tilde{\xi}_3 : \mathbb{R} \rightarrow [0, +\infty[.$$

satisfy the following conditions for \mathbf{m} -a.e. $z \in \mathbb{R}$:

$$(3.31a) \quad 0 \leq \tilde{b}(z) < \varepsilon, \quad 0 \leq \tilde{\xi}_i(z) < \sqrt{\varepsilon \tilde{b}(z)} \quad \text{for } i = 1, 2, 3,$$

$$(3.31b) \quad \left[\tilde{\xi}_1(z) + \tilde{\xi}_2(z) + \tilde{\xi}_3(z) \right] |\tilde{V}^-(z) - U^-| < \sqrt{\varepsilon \tilde{b}(z)}.$$

Finally, set

$$(3.31c) \quad b = \int_{\mathbb{R}} \tilde{b}(z) d\mathbf{m}(z), \quad \xi_1 = \int_{\mathbb{R}} \tilde{\xi}_1(z) d\mathbf{m}(z), \quad \xi_2 = \int_{\mathbb{R}} \tilde{\xi}_2(z) d\mathbf{m}(z), \quad \xi_3 = \int_{\mathbb{R}} \tilde{\xi}_3(z) d\mathbf{m}(z).$$

and assume that

$$(3.31d) \quad \left| U^+ - U^- - \int_{\mathbb{R}} \left\{ D_3 \left[\tilde{\xi}_3(z), D_2 \left[-\tilde{\xi}_2(z), D_1 \left[-\tilde{\xi}_1(z), \tilde{V}^-(z) \right] \right] \right] - \tilde{V}^-(z) \right\} d\mathbf{m}(z) \right. \\ \left. + b \vec{r}_{1I} + b \vec{r}_{2I} - b \vec{r}_{3I} \right| < b/4.$$

Then (3.12) holds for some τ, σ, s such that

$$(3.32) \quad -2b - \xi_1 \leq \sigma \leq -\xi_1, \quad -2b - \xi_2 \leq s \leq -\xi_2, \quad \xi_3 \leq \tau \leq \xi_3 + 2b.$$

4. CONSTRUCTION OF THE COUNTER-EXAMPLE

In this section we start the construction of the set of “bad data” \mathfrak{B} as in the statement of Theorem 1.2. In other words, we want to construct \mathfrak{B} in such a way that i) \mathfrak{B} is open in the $\mathcal{S}(\mathbb{R})$ topology and ii) for every initial datum in \mathfrak{B} the solution of the Cauchy problem develops infinitely many shocks in a compact set. Loosely speaking, we will construct \mathfrak{B} as a ball (in a functional space) centered at a particular function. What we actually do in this section is hence to construct an initial datum \tilde{U} satisfying the following requirements: first, the solution of the Cauchy problem with initial datum \tilde{U} develops infinitely many shocks. Second, this behavior is robust with respect to sufficiently small perturbations in the Sobolev space $W^{1\infty}(\mathbb{R})$. As we will see in § 5.8, this is the key step to establish Theorem 1.2. To construct \tilde{U} we proceed according to the following steps.

- § 4.1: we go over the construction of a wave pattern with infinitely many shocks. This construction is basically the same as in [5].
- § 4.2: we show that this wave pattern can be obtained from a Lipschitz continuous initial datum. However, this does not conclude the construction of \tilde{U} . Indeed, at the beginning of § 4.3 we explain that in principle it may happen that, if we take a very small perturbation of the initial datum, the solution of the Cauchy problem does no more develop infinitely many shocks. In other words, the wave pattern constructed in § 4.1 and § 4.2 is not *robust* with respect to perturbations.
- § 4.3: we modify the construction given in § 4.1 and in § 4.2 in order to make it robust with respect to perturbations. We eventually obtain an initial datum \tilde{U} and Proposition 4.4 states that the solution of the Cauchy problem with initial datum \tilde{U} develops infinitely many shocks and that this behavior is robust with respect to sufficiently small $W^{1\infty}$ perturbations. The proof of Proposition 4.4 is provided in § 5.

In the rest of the present section we always assume that the parameter η in (2.3) is sufficiently small to have that Lemma 3.1 applies.

4.1. A wave pattern with infinitely many shocks. In this paragraph we exhibit a wave pattern containing infinitely many shocks. The construction is basically the same as in [5], however we recall it for the reader’s convenience .

Lemma 4.1. *Fix $q > 0$ and assume that $U_I, U_{II}, U_{III} \in \mathbb{R}^3$ satisfy the following properties:*

- i) *the solution of the Riemann problem between U_I (on the left) and U_{II} (on the right) contains 3 shocks and the strength of each shock is smaller than $1/4$.*
- ii) *The solution of the Riemann problem between U_{II} (on the left) and U_{III} (on the right) contains 3 shocks and the strength of each shock is smaller than $1/4$.*
- iii) *The following chain of inequalities holds true: $v_I > v_{II} > v_{III}$.*

Then the admissible solution of the Cauchy problem obtained by coupling (2.6) with the initial datum

$$(4.1) \quad W(x) := \begin{cases} U_I & x < -q \\ U_{II} & -q < x < q \\ U_{III} & x > q. \end{cases}$$

contains infinitely many shocks.

We refer to Figure 3 for a representation of the wave pattern contained in the solution of the Cauchy problem obtained by coupling (2.6) with the initial datum W .

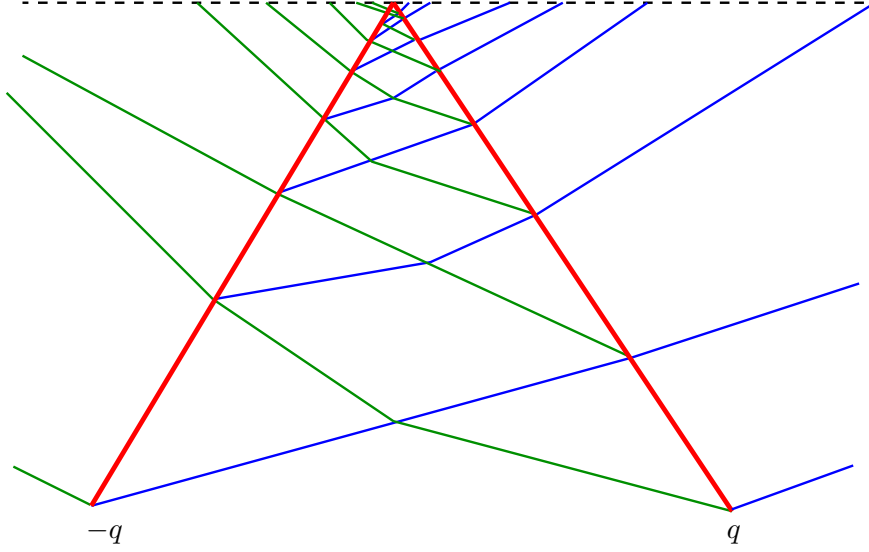


FIGURE 3. The solution of the Cauchy problem obtained by coupling system (2.6) with the initial datum (4.1)

Proof. First, we observe that, owing to property (iii) in the statement of Lemma 4.1,

$$(4.2) \quad \text{speed}_2[U_I, U_{II}] = v_I + v_{II} > v_{II} + v_{III} = \text{speed}_2[U_{II}, U_{III}]$$

In the previous expression, we denote by $\text{speed}_2[U_I, U_{II}]$ the speed of the 2-shock in the solution of the Riemann problem between U_I (on the left) and U_{II} (on the right). In other words, the 2-shock that is generated at the point $(t, x) = (0, -q)$ is faster than the 2-shock that is created at the point $(t, x) = (0, q)$ (see Figure 3).

Next, we observe that the first interaction that occurs is the interaction between the 3-shock generated at $x = -q$ and the 1-shock generated at $x = q$, see again Figure 3. Owing to the analysis in § 3.1, those two shocks essentially cross each other and, most importantly, no 2-wave is generated. After this interaction, the 1-shock generated at $x = q$ interacts with the 2-shock generated at $x = -q$. Owing to Lemma 3.1, this interaction produces three outgoing shocks and the speed of the outgoing 2-shock is the same as the speed of the incoming 2-shock, which is the left hand side of (4.2). Also, the new 1-shock generated at this interaction will hit at some later time the left 2-shock: owing to Lemma 3.1, this interaction produces three outgoing shocks. The new 3-shock will then interact with the right 2-shock, producing three outgoing shocks. This mechanism is repeated infinitely many times between $t = 0$ and the time $t = \tilde{T}$ at which the 2-shocks generated at $x = -q$ and $x = q$ interact, namely

$$(4.3) \quad \tilde{T} = \frac{2q}{v_I - v_{III}}.$$

Note that, in general, owing to the nonlinearity, it may also happen that for instance two 3-shocks interact at some point on the right of the right 2-shock. However, owing to § 3.2, these two shocks simply merge and no 2- or 3-waves are generated. \square

4.2. Shock creation analysis. This paragraph aims at showing that the wave pattern in Figure 3 can be exhibited by a solution starting from a Lipschitz continuous initial datum. More precisely, we establish the following result.

Lemma 4.2. *There is a sufficiently small constant $\varepsilon > 0$ such that the following holds. Fix $q = 20$, and $U_I \in \mathbb{R}^3$ such that $|U_I| < 1/2$. Let $\omega \in \mathbb{R}$ satisfy $0 < \omega < \varepsilon$ and let U_{II} and U_{III} be the states defined as follows:*

$$(4.4a) \quad U_{II} := D_3 \left[\omega, D_2 \left[-\omega, D_1[-\omega, U_I] \right] \right]$$

and

$$(4.4b) \quad U_{III} := D_3 \left[\omega, D_2 \left[-\omega, D_1[-\omega, U_{II}] \right] \right]$$

Then the states U_I , U_{II} and U_{III} satisfy the hypotheses of Lemma 4.1. Also, there is a Lipschitz continuous initial datum such that the solution U of the Cauchy problem obtained by coupling (2.6) with this initial datum satisfies $U(1, x) = W(x)$, where W is the same as in (4.1).

The fact that the states U_I , U_{II} and U_{III} satisfy the hypotheses of Lemma 4.1 follows from the remarks after formula (2.12), so we are left to prove the second part of the lemma. The proof is organized as follows. Since we will use the notion of *compression waves* in § 4.2.1 we briefly go over this notion for the reader's convenience. In § 4.2.2 we give a technical lemma. In § 4.2.3 we eventually complete the proof of Lemma 4.2.

4.2.1. Compression waves. Consider a general, strictly hyperbolic system of conservation laws (1.1). We term $R_i[s, \bar{U}]$ the integral curve of \bar{r}_i passing through \bar{U} , i.e. the solution of the Cauchy problem (2.2). Assume that the i -th characteristic field is genuinely nonlinear, say $\nabla \lambda_i(U) \cdot \bar{r}_i(U) > 0$ for every U . Let $\underline{U} := R_i[\underline{s}, \bar{U}]$ for some *negative* $\underline{s} < 0$ and observe that the function

$$(4.5) \quad U_{cw}(t, x) = \begin{cases} \bar{U} & x < \lambda_i(\bar{U})t \\ R_i[s, \bar{U}] & x = \lambda_i(R_i[s, \bar{U}])t, \underline{s} < s < 0 \\ \underline{U} & x > \lambda_i(\underline{U})t \end{cases}$$

is a smooth solution of the conservation law on $]-\infty, 0[\times \mathbb{R}$ and at $t = 0$ it attains the values

$$U(0, x) = \begin{cases} \bar{U} & x < 0 \\ \underline{U} & x > 0 \end{cases}$$

We term the function U_{cw} defined as in (4.5) a *compression wave*. Loosely speaking, compression waves can be regarded as the backward in time analogous of rarefaction waves.

4.2.2. A technical lemma. First, we make a remark concerning the structure of the integral curves R_1 , R_2 and R_3 of system (2.3). Owing to (2.10), we have the equalities

$$(4.6) \quad R_1[\sigma, \bar{U}] = D_1[\sigma, \bar{U}], \quad R_3[\tau, \bar{U}] = D_3[\tau, \bar{U}].$$

The proof of Lemma 4.2 is based on the following result.

Lemma 4.3. *Assume that the hypotheses of Lemma 4.2 are satisfied and that U_{II} and U_{III} are defined by (4.4). If the constant ε in the statement of Lemma 4.2 is sufficiently small, then*

$$(4.7a) \quad U_{II} := D_1 \left[\sigma, R_2 \left[s, D_3[\tau, U_I] \right] \right]$$

for some $\tau > \frac{1}{2}\omega$, $s < -\frac{1}{2}\omega$ and $\sigma < -\frac{1}{2}\omega$. Also,

$$(4.7b) \quad U_{III} := D_1 \left[\sigma^*, R_2 \left[s^*, D_3[\tau^*, U_{II}] \right] \right]$$

for some $\tau^* > \frac{1}{2}\omega$, $s^* < -\frac{1}{2}\omega$ and $\sigma^* < -\frac{1}{2}\omega$.

Proof. We only give the proof of (4.7a), since the proof of (4.7b) is entirely analogous.

We basically proceed as in the proof of Lemma 3.3. First, we point out that (4.4) implies that $|U_I - U_{II}| \leq C\omega \leq C\varepsilon$. Here and in the rest of the proof C denotes some universal constant. Its precise value can vary from line to line.

By using the Local Invertibility Theorem, we infer that the values of τ , s and σ are uniquely determined by imposing (4.7a). Also, we have

$$(4.8) \quad |\tau| + |\sigma| + |s| \leq C\omega.$$

We are left to prove that $\tau > \frac{1}{2}\omega$, $s < -\frac{1}{2}\omega$ and $\sigma < -\frac{1}{2}\omega$. We introduce some notation: we define the states U' and \underline{U}' by setting

$$U' := D_1[\omega, U_I], \quad \underline{U}' := D_3[\tau, U_I].$$

By using (4.4) we infer

$$(4.9) \quad \begin{aligned} U_{II} &= D_2[-\omega, U'] + \omega \vec{r}_3(v_{II}) \\ &= U' - \omega \vec{r}_2(U') + \left\{ D_2[-\omega, U'] - U' + \omega \vec{r}_2(U') \right\} + \omega \vec{r}_3(v_{II}) \\ &= U_I - \omega \vec{r}_1(v_I) - \omega \vec{r}_2(U') + \left\{ D_2[-\omega, U'] - U' + \omega \vec{r}_2(U') \right\} + \omega \vec{r}_3(v_{II}) \\ &= U_I - \omega \vec{r}_1(v_I) - \omega \vec{r}_2(U_I) + \omega \vec{r}_3(v_I) \\ &\quad + \omega \left\{ \vec{r}_2(U_I) - \vec{r}_2(U') \right\} + \left\{ D_2[-\omega, U'] - U' + \omega \vec{r}_2(U') \right\} + \omega \left\{ \vec{r}_3(v_{II}) - \vec{r}_3(v_I) \right\}. \end{aligned}$$

Note that

$$(4.10) \quad \omega \left| \vec{r}_2(U_I) - \vec{r}_2(U') \right| + \left| D_2[-\omega, U'] - U' + \omega \vec{r}_2(U') \right| + \omega \left| \vec{r}_3(v_{II}) - \vec{r}_3(v_I) \right| \leq C\omega^2.$$

By using (4.7a) and by arguing as before we obtain

$$(4.11) \quad \begin{aligned} U_{II} &= U_I + \tau \vec{r}_3(v_I) + s \vec{r}_2(U_I) + \sigma \vec{r}_1(v_I) \\ &\quad + s \left\{ \vec{r}_2(\underline{U}') - \vec{r}_2(U_I) \right\} + \left\{ R_2[s, \underline{U}'] - \underline{U}' - s \vec{r}_2(\underline{U}') \right\} + \sigma \left\{ \vec{r}_1(v_{II}) - \vec{r}_1(v_I) \right\}, \end{aligned}$$

where, owing to (4.8),

$$(4.12) \quad \left| s \left\{ \vec{r}_2(\underline{U}') - \vec{r}_2(U_I) \right\} \right| + \left| R_2[s, \underline{U}'] - \underline{U}' - s \vec{r}_2(\underline{U}') \right| + \left| \sigma \left\{ \vec{r}_1(v_{II}) - \vec{r}_1(v_I) \right\} \right| \leq C\omega^2.$$

By comparing (4.9) and (4.11) and recalling (4.10) and (4.12) we obtain that

$$|\tau - \omega| + |s + \omega| + |\sigma + \omega| \leq C\omega^2.$$

Since $\omega > 0$, this implies that $\tau > \frac{1}{2}\omega$, $s < -\frac{1}{2}\omega$ and $\sigma < -\frac{1}{2}\omega$ provided that ε (and hence ω) is sufficiently small. \square

4.2.3. Proof of Lemma 4.2. We are now ready to complete the proof of Lemma 4.2.

We fix $\omega > 0$ and $U_I \in \mathbb{R}^3$, $|U_I| \leq 1/2$. We term U_{II} and U_{III} the states satisfying (4.4). We determine the values σ , s , τ , σ^* , s^* , τ^* by using (4.7a) and (4.7b), respectively. Owing to Lemma 4.3, we have that $\sigma < 0$, $s < 0$ and $\tau > 0$ and hence we can define the function $U(t, x)$ by ‘‘juxtaposing’’ six compression waves like (4.5). More precisely, we introduce the following notation:

$$(4.13) \quad \underline{U}' := D_3[\tau, U_I], \quad \underline{U}'' := R_2[s, \underline{U}'], \quad \underline{U}^* := D_3[\tau^*, U_{II}], \quad \underline{U}^{**} := R_2[s^*, \underline{U}^*]$$

For $t \in [0, 1)$ we define the function $U(t, x)$ by setting

$$(4.14) \quad U(t, x) := \begin{cases} U_I & x < -q + \lambda_3(U_I) \cdot (t - 1) \\ D_3[\varsigma, U_I] & \text{if there is } 0 < \varsigma < \tau: & x = -q + \lambda_3(D_3[\varsigma, U_I]) \cdot (t - 1) \\ \underline{U}' & -q + \lambda_3(\underline{U}') \cdot (t - 1) < x < -q + \lambda_2(\underline{U}') \cdot (t - 1) \\ R_2[\varsigma, \underline{U}'] & \text{if there is } s < \varsigma < 0: & x = -q + \lambda_2(R_2[\varsigma, \underline{U}']) \cdot (t - 1) \\ \underline{U}'' & -q + \lambda_2(\underline{U}'') \cdot (t - 1) < x < -q + \lambda_1(\underline{U}'') \cdot (t - 1) \\ D_1[\varsigma, \underline{U}''] & \text{if there is } \sigma < \varsigma < 0: & x = -q + \lambda_1(D_1[\varsigma, \underline{U}'']) \cdot (t - 1) \\ U_{II} & -q + \lambda_1(U_{II}) \cdot (t - 1) < x < q + \lambda_3(U_{II})(t - 1) \\ D_3[\varsigma, U_{II}] & \text{if there is } 0 < \varsigma < \tau^*: & x = q + \lambda_3(D_3[\varsigma, U_{II}]) \cdot (t - 1) \\ \underline{U}^* & q + \lambda_3(\underline{U}^*) \cdot (t - 1) < x < q + \lambda_2(\underline{U}^*) \cdot (t - 1) \\ R_2[\varsigma, \underline{U}^*] & \text{if there is } s^* < \varsigma < 0: & x = q + \lambda_2(R_2[\varsigma, \underline{U}^*]) \cdot (t - 1) \\ \underline{U}^{**} & q + \lambda_2(\underline{U}^{**}) \cdot (t - 1) < x < q + \lambda_1(\underline{U}^{**}) \cdot (t - 1) \\ D_1[\varsigma, \underline{U}^{**}] & \text{if there is } \sigma^* < \varsigma < 0: & x = q + \lambda_1(D_1[\varsigma, \underline{U}^{**}]) \cdot (t - 1) \\ U_{III} & x > q + \lambda_1(U_{III}) \cdot (t - 1) \end{cases}$$

Note that the above function is well defined because

$$\lambda_1(U_{II}) \cdot (t - 1) - q < \lambda_3(U_{II})(t - 1) + q.$$

Indeed, $q = 20 > 12$ by assumption and $|\lambda_1(U_{II})|, |\lambda_3(U_{II})| < 6$ owing to (2.9).

Note furthermore that $U(t, x)$ is a locally Lipschitz continuous function on $[0, 1[\times \mathbb{R}$ and that $U(1, x) = W(x)$, where W is the same functions as in (4.1). This concludes the proof of the lemma.

4.3. A more robust initial datum. We firstly introduce our analysis with some heuristics. The analysis in the previous paragraph shows that if the initial datum is given by the same smooth function $U(0, \cdot)$ as in (4.14), then the solution of the Cauchy problem exhibits a wave pattern like the one in Figure 3 and hence, in particular, develops infinitely many shocks. However, the above behavior is not robust with respect to perturbations of $U(0, \cdot)$. The main obstruction that might prevent the formation of infinitely many shocks is the following. We recall that the strength of the shocks generated at time $t = 1$ at the points $x = q$ and $x = -q$ is *small*, more precisely it is of the order $\omega < 1$. By applying the second interaction estimate in (3.6), we conclude that the strength of the 1- and 3-shocks bounced back and forth between the two 2-shocks is weaker and weaker as one approaches the intersection point between the two 2-shocks, i.e. the tip of the triangle in Figure 3. This means that, no matter how small a perturbation wave is, if it hits the triangle at a point sufficiently close to the tip it might happen that the perturbation is bigger than the shocks it meets. This might prevent the formation of infinitely many shocks because it might happen that the perturbation annihilates the shock it meets.

In order to make the initial datum more robust with respect to perturbations we add to $U(0, \cdot)$ the function Ψ defined in § 4.3.2, which is monotone in the direction of the eigenvectors. Very loosely speaking, the heuristic idea underpinning this construction is that in this way only shocks come into play, and no rarefactions. This is made rigorous in § 5 by considering the wave-front tracking approximation of the solution: we prove that the presence of the function Ψ implies that at $t = 0$ the wave-front tracking approximation contains only shock waves. This will be the first step in the analysis that will allow us to conclude that the solution of the Cauchy problem develops infinitely many shocks, and that this behavior is robust with respect to perturbations.

We are left to make one last remark: by looking at the explicit expression of U we realize that there are three compression waves that interact at the point $(t, x) = (1, -q)$ and other three that interact at the point $(t, x) = (1, q)$. In § 4.3.1 we modify the datum $U(0, \cdot)$ by distancing the compression waves one from the other. Loosely speaking, this will imply that the corresponding shocks will form at time $t = 1$ and *then* they will interact at some later time. This will simplify the perturbation analysis because it will rule out the possibility that the compression waves interact with each other before the corresponding shocks have formed.

This paragraph is organized as follows:

§ 4.3.1: we modify $U(0, \cdot)$ by distancing the compression waves one from the other.

§ 4.3.2: we construct the function Ψ “monotone in the direction of the eigenvectors” .

§ 4.3.3: we eventually define the initial datum \tilde{U} in such a way that the solution of the Cauchy problem develops infinitely many shocks and that this behavior is robust with respect to perturbations. See Proposition 4.4.

4.3.1. *Compression waves separation: definition of V .* We firstly introduce some notation. We fix a sufficiently large $\rho > 0$ (its precise value will be discussed in the following, see (4.20e)), we recall that the parameter $q = 20$ is the same as in the statement of Lemmas 4.1 and 4.2 and we set

$$(4.15a) \quad \mathfrak{q} := q + 3, \quad \mathfrak{p} := q - 3.$$

We also introduce the following notation:

$$(4.15b) \quad \begin{aligned} \mathfrak{R}_\ell &:=] - \rho, -\mathfrak{q} - \lambda_3(U_I)[, & \mathfrak{R}_\ell^3 &:=] - \mathfrak{q} - \lambda_3(U_I), -\mathfrak{q} - \lambda_3(\underline{U}')[, \\ \mathfrak{R}'_\ell &:=] - \mathfrak{q} - \lambda_3(\underline{U}'), -q - \lambda_2(\underline{U}')[, & \mathfrak{R}_\ell^2 &:=] - q - \lambda_2(\underline{U}'), -q - \lambda_2(\underline{U}'')[, \\ \mathfrak{R}''_\ell &:=] - q - \lambda_2(\underline{U}''), -\mathfrak{p} - \lambda_1(\underline{U}'')[, & \mathfrak{R}_\ell^1 &:=] - \mathfrak{p} - \lambda_1(\underline{U}''), -\mathfrak{p} - \lambda_1(U_{II})[, \\ \mathfrak{R}_m &:=] - \mathfrak{p} - \lambda_1(U_{II}), \mathfrak{p} - \lambda_3(U_{II})[, & \mathfrak{R}_r^3 &:=] \mathfrak{p} - \lambda_3(U_{II}), \mathfrak{p} - \lambda_3(\underline{U}^*)[, \\ \mathfrak{R}'_r &:=] \mathfrak{p} - \lambda_3(\underline{U}^*), q - \lambda_2(\underline{U}^*)[, & \mathfrak{R}_r^2 &:=] q - \lambda_2(\underline{U}^*), q - \lambda_2(\underline{U}^{**})[, \\ \mathfrak{R}''_r &:=] q - \lambda_2(\underline{U}^{**}), \mathfrak{q} - \lambda_1(\underline{U}^{**})[, & \mathfrak{R}_r^1 &:=] \mathfrak{q} - \lambda_1(\underline{U}^{**}), \mathfrak{q} - \lambda_1(U_{III})[, \\ \mathfrak{R}_r &:=] \mathfrak{q} - \lambda_1(U_{III}), \rho[\end{aligned}$$

We also define the open sets \mathfrak{R}_c and \mathfrak{R}_w by setting

$$(4.15c) \quad \mathfrak{R}_c = \mathfrak{R}_\ell \cup \mathfrak{R}'_\ell \cup \mathfrak{R}''_\ell \cup \mathfrak{R}_m \cup \mathfrak{R}_r \cup \mathfrak{R}'_r \cup \mathfrak{R}''_r$$

and

$$(4.15d) \quad \mathfrak{R}_w = \mathfrak{R}_\ell^3 \cup \mathfrak{R}_\ell^2 \cup \mathfrak{R}_\ell^1 \cup \mathfrak{R}_r^3 \cup \mathfrak{R}_r^2 \cup \mathfrak{R}_r^1,$$

respectively. To give an heuristic interpretation of the above notation we point out that, if we had $\mathfrak{q} = \mathfrak{p} = q$, then the intervals in (4.15) would be the same as in the right hand side of (4.14). In particular, we would have that the function $U(0, \cdot)$ is constant on \mathfrak{R}_c and has a nonzero derivative on \mathfrak{R}_w .

To construct the function V , we fix the parameters δ and ω and we set

$$(4.16) \quad U_I := (\delta, 0, -\delta).$$

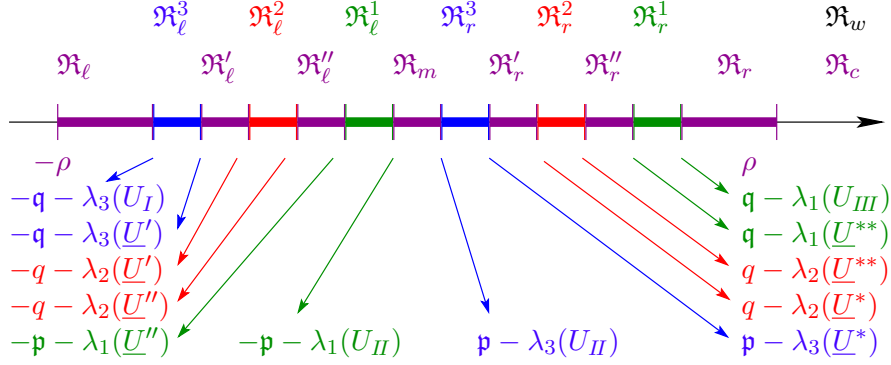


FIGURE 4. Intervals defined in Equations (4.15)

We determine the values σ , s , τ , σ^* , s^* , τ^* by using (4.7a) and (4.7b), respectively. Finally, we determine \underline{U}' , \underline{U}'' , \underline{U}^* and \underline{U}^{**} by using (4.13). We now define the function $V :]-\rho, \rho[\rightarrow \mathbb{R}^3$ in such a way that V is a 3-compression wave on $\mathfrak{R}_\ell^3 \cup \mathfrak{R}_r^3$, a 2-compression wave on $\mathfrak{R}_\ell^2 \cup \mathfrak{R}_r^2$ and a 1-compression wave on $\mathfrak{R}_\ell^1 \cup \mathfrak{R}_r^1$. More precisely, we set

$$(4.17) \quad V(x) := \begin{cases} U_I & x \in \mathfrak{R}_\ell \\ D_3[\varsigma, U_I] & \text{if there is } 0 < \varsigma < \tau: & x = -\mathfrak{q} - \lambda_3(D_3[\varsigma, U_I]) \\ \underline{U}' & x \in \mathfrak{R}'_\ell \\ R_2[\varsigma, \underline{U}'] & \text{if there is } s < \varsigma < 0: & x = -q - \lambda_2(R_2[\varsigma, \underline{U}']) \\ \underline{U}'' & x \in \mathfrak{R}''_\ell \\ D_1[\varsigma, \underline{U}''] & \text{if there is } \sigma < \varsigma < 0: & x = -\mathfrak{p} - \lambda_1(D_1[\varsigma, \underline{U}'']) \\ U_{II} & x \in \mathfrak{R}_m \\ D_3[\varsigma, U_{II}] & \text{if there is } 0 < \varsigma < \tau^*: & x = \mathfrak{p} - \lambda_3(D_3[\varsigma, U_{II}]) \\ \underline{U}^* & x \in \mathfrak{R}'_r \\ R_2[\varsigma, \underline{U}^*] & \text{if there is } s^* < \varsigma < 0: & x = q - \lambda_2(R_2[\varsigma, \underline{U}^*]) \\ \underline{U}^{**} & x \in \mathfrak{R}''_r \\ D_1[\varsigma, \underline{U}^{**}] & \text{if there is } \sigma^* < \varsigma < 0: & x = \mathfrak{q} - \lambda_1(D_1[\varsigma, \underline{U}^{**}]) \\ U_{III} & x \in \mathfrak{R}_r \end{cases}$$

Note that if we had $\mathfrak{q} = \mathfrak{p} = q$, then V would coincide with the function $U(0, \cdot)$ defined as in (4.14).

4.3.2. *Monotonicity in the direction of the eigenvalues: definition of Ψ .* We fix the parameters $\zeta_c > 0$ and $\zeta_w > 0$ and we define the function $\Psi :]-\rho, \rho[\rightarrow \mathbb{R}^3$ by requiring that $\Psi(0) = \vec{0}$ and that

$$(4.18) \quad \Psi'(x) := \begin{cases} -\zeta_c \vec{r}_{1I} - \zeta_c \vec{r}_{2I} + \zeta_c \vec{r}_{3I} & \text{if } x \in \mathfrak{R}_c \\ -\zeta_w \vec{r}_{1I} - \zeta_w \vec{r}_{2I} + \zeta_w \vec{r}_{3I} & \text{if } x \in \mathfrak{R}_w \end{cases}$$

In the previous expression, we used the notation $\vec{r}_{1I} = \vec{r}_1(U_I)$, $\vec{r}_{2I} = \vec{r}_2(U_I)$ and $\vec{r}_{3I} = \vec{r}_3(U_I)$.

4.3.3. *Definition of the initial datum \tilde{U} .* We now define the Lipschitz continuous function $\tilde{U} : \mathbb{R} \rightarrow \mathbb{R}^3$ by setting

$$(4.19) \quad \tilde{U}(x) := \begin{cases} \Phi^-(x) & x < -\rho \\ V(x) + \Psi(x) & -\rho < x < \rho \\ \Phi^+(x) & x > \rho. \end{cases}$$

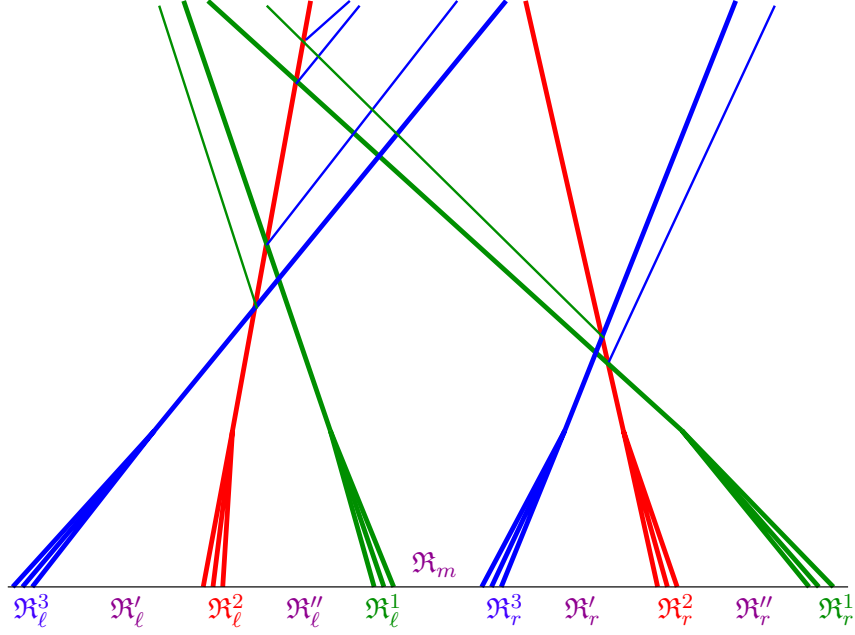


FIGURE 5. The solution of the Cauchy problem with initial datum the function V defined as in (4.17)

In the above expression, the function V is as in (4.17), the function Ψ is defined in § 4.3.2 and the functions $\Phi^-, \Phi^+ : \mathbb{R} \rightarrow \mathbb{R}^3$ are Lipschitz continuous and defined in such a way that the function \tilde{U} is continuous and compactly supported. We also require that each component of $\Phi^-(x)$ and $\Phi^+(x)$ is monotone.

We can now state the main result of the present section. Proposition 4.4 below states that

- i) the solution of the Cauchy problem obtained by coupling (2.6) with the initial datum $U(0, x) = \tilde{U}$ has infinitely many shocks;
- ii) this behavior is robust with respect to sufficiently small perturbations of the initial datum.

Proposition 4.4. *Fix $q = 20$. Let $0 < \varepsilon < 1$ and fix the parameters*

$$(4.20a) \quad \delta := \varepsilon, \quad \zeta_w := \varepsilon/2,$$

$$(4.20b) \quad \eta := \varepsilon^2, \quad \omega := \varepsilon^3,$$

$$(4.20c) \quad \zeta_c := \varepsilon^9, \quad r := \varepsilon^{10}/2,$$

Note that by combining the above choices with (4.3) and (4.4) we get

$$(4.20d) \quad \tilde{T} = \frac{20}{\varepsilon^3}$$

We also require

$$(4.20e) \quad \rho := 12\tilde{T} + 40 = 40 \left(\frac{6}{\varepsilon^3} + 1 \right).$$

Consider the same function \tilde{U} as in (4.19). If the constant ε is sufficiently small, then, for every initial datum U_0 such that

$$(4.21) \quad \|U_0 - \tilde{U}\|_{W^{1,\infty}} < r,$$

the admissible solution of the Cauchy problem obtained by coupling system (2.6) with the initial datum $U(0, \cdot) = U_0$ has infinitely many shocks in the bounded set $]0, 2\tilde{T}[\times] - 2q, 2q[$.

The proof of Proposition 4.4 is the most technical part of the paper and it is given in § 5. The main result of the present paper, namely Theorem 1.2, follows as a corollary from Proposition 4.4, see § 5.8.

5. PROOF OF THE MAIN RESULTS

In this section we establish the proof of Theorem 1.2 and Proposition 4.4. More precisely, in § 5.8 we show that Theorem 1.2 follows as a corollary of Proposition 4.4. The rest of the present section is devoted to the proof of Proposition 4.4. Since the proof is fairly technical and articulated, we provide a roadmap in § 5.1. The proof is established in the remaining paragraphs.

5.1. Proof roadmap. In this paragraph we provide the proof outline and we discuss the basic ideas underpinning the analysis in the following paragraphs.

We start with some heuristic considerations. We recall that the function $V : \mathbb{R} \rightarrow \mathbb{R}$ is defined as in (4.17). The qualitative structure of solution of the Cauchy problem with initial datum V is illustrated in Figure 5: by the time $t = 1$, six shocks have formed. More precisely, moving from the left to the right there are a 3-shock, a 2-shock, a 1-shock, a large interval where the solution is constant and then again a 3-shock, a 2-shock and a 1-shock. These shocks interact at some later time and produce a wave pattern with infinitely many shocks. The initial datum U_0 is obtained from V by adding the function Ψ and the perturbation $U_0 - \tilde{U}$, which is $W^{1\infty}$ small, see (4.19), (4.21). Loosely speaking, the goal of the following paragraphs is to show that adding Ψ and $U_0 - \tilde{U}$ to the initial datum does not affect too much the qualitative structure of the solution of the Cauchy problem and, in particular, does not jeopardize the formation of infinitely many shocks. Since computing explicit solutions is prohibitive, we rely on the wave-front tracking approximation.

The proof of Proposition 4.4 is organized as follows:

§ 5.2: We make some preliminary remarks that will be used in the following paragraphs.

§ 5.3: We introduce the wave front tracking approximation U^ν (ν is the approximation parameter) of the solution of the Cauchy problem obtained by coupling the Baiti-Jenssen system (2.6) with the initial datum $U(0, \cdot) = U_0$ satisfying (4.21). In particular, we construct a piecewise constant approximation of the initial datum and we discuss the waves that are generated at $t = 0$. A feature that will be very useful in the analysis at the following paragraphs is that at $t = 0$ only shock waves are generated. This is the reason why we introduced the function Ψ , monotone in the direction of the eigenvectors, see (4.18), (4.19) and the analysis in § 5.3.2 and § 5.3.3.

§ 5.4: We carry on a qualitative analysis of the waves of the wave front-tracking approximation U^ν . In particular, we split the wave generated at $t = 0$ in two groups: group A comprises the waves that will contribute to the formation of six “big shocks” like in the solution of the Cauchy problem with initial datum V . Group B comprises all the other wave generated at $t = 0$, which in the following will be regarded as perturbation waves. In § 5.4 we also introduce groups of waves generated at interactions occurring at times $t > 0$. They will also be regarded as perturbation waves in the following. Note that perturbation waves are important, even if they are small, because they contribute to the formation of infinitely many shocks.

- § 5.5: We establish quantitative bounds on the total strength of the waves belonging to the various groups introduced in § 5.4.
- § 5.6: We eventually establish the results concerning the shock formation, see Lemmas 5.3 and 5.4. In particular, we show that the wave front-tracking approximation U^ν contains six “big shocks” like the solution of the Cauchy problem with initial datum V , see the discussion in § 5.6.2.
- § 5.7: We eventually conclude the proof of Proposition 4.4. In particular, we firstly provide a bound from below on the number of shock fronts in the wave front-tracking approximation U^ν , see Lemma 5.5. Next, we pass to the limit $\nu \rightarrow 0^+$ and we conclude that the number of shocks of the limit solution is infinite on a given compact set. The limit analysis relies on fine properties of the wave front-tracking approximation established by Bressan and LeFloch [10].

We conclude this paragraph with two technical remarks. First, as pointed out in § 2.1 in this paper we use the version of the wave front-tracking approximation discussed in the book by Bressan [8]. This version involves the use of two kinds of procedures to solve wave interactions: the *accurate* Riemann solver and the *simplified* Riemann solver. Whether one or the other is used depends on the product of the strength of the incoming waves, see the discussion at the beginning of § 5.7.1 and the analysis in [8, Chapter 7] for more detailed information. To simplify the exposition, in § 5.4, § 5.5 and § 5.6 we pretend we always use the *accurate* Riemann solver. The fact that there are actually two kinds of solvers is taken into account in § 5.7.

Second, to simplify the notation in the following we denote by $\mathcal{O}(1)$ any quantity which is uniformly bounded and bounded away from 0, namely there are universal constants $c, C > 0$ that satisfy

$$0 < c \leq \mathcal{O}(1) \leq C.$$

5.2. Preliminary considerations. In this paragraph we collect various remarks that we will use in the following. First, we fix $\varepsilon > 0$ sufficiently small so that Lemmas 3.1, 3.2, 3.3, 3.4, 4.2, 4.3 apply. Next, we recall formula (4.20):

$$\begin{aligned} v_I - v_{III} &= \omega & \rho &= \mathcal{O}(1)\omega^{-1}, & \tilde{T} &= \mathcal{O}(1)\omega^{-1}, & \omega &= \varepsilon^3, & \delta &= \varepsilon, \\ \zeta_w &= \varepsilon/2, & \eta &= \varepsilon^2, & \zeta_c &= \varepsilon^9, & r &= \varepsilon^{10}/2. \end{aligned}$$

This in particular implies

$$(5.1a) \quad \zeta_w \omega + \zeta_c \rho + r \rho < \varepsilon \omega < \varepsilon^{3/4} \zeta_w \eta$$

$$(5.1b) \quad r < \varepsilon \zeta_c < \varepsilon \omega < \varepsilon \zeta_w$$

We will use the above inequalities in the following.

We recall that the intervals $\mathfrak{R}_\ell, \dots, \mathfrak{R}_r$ are as in (4.15) and that the function V is defined in (4.17). By construction, we have

$$(5.2) \quad \text{TotVar } V \leq \mathcal{O}(1)\omega$$

and

$$(5.3) \quad \|V - U_I\|_{C^0} \leq \mathcal{O}(1)\omega, \quad \|V\|_{C^0} \leq \mathcal{O}(1)(\delta + \omega).$$

We can infer from (2.11a), (4.7a), (4.7b), (4.13), (4.15) and (4.15d) that the length of \mathfrak{R}_w is $\mathcal{O}(1)\omega$ because the length of $\mathfrak{R}_\ell^3, \mathfrak{R}_\ell^1, \mathfrak{R}_r^3, \mathfrak{R}_r^1$ is $\mathcal{O}(1)\omega\eta$ while the length of $\mathfrak{R}_\ell^2, \mathfrak{R}_r^2$ is $\mathcal{O}(1)\omega$. Since $\Psi(0) = \vec{0}$, from (4.18), (4.20a) and (5.1) we get that

$$(5.4) \quad \|\Psi\|_{C^0} \leq \text{TotVar } \Psi \leq \mathcal{O}(1)\zeta_w\omega + \mathcal{O}(1)\zeta_c\rho < \mathcal{O}(1)\varepsilon\omega.$$

Also, we recall that each component of Φ^- and Φ^+ is monotone and that Φ^- and Φ^+ both attain the value $\vec{0}$. This implies that

$$(5.5) \quad \begin{aligned} \|\Phi^-\|_{C^0} + \|\Phi^+\|_{C^0} &\leq \text{TotVar } \Phi^- + \text{TotVar } \Phi^+ \leq |V(-\rho) + \Psi(-\rho)| + |V(\rho) + \Psi(\rho)| \\ &\leq |U_I| + |U_{III}| + \mathcal{O}(1)(\zeta_c\rho + \zeta_w\omega) \\ &\leq \mathcal{O}(1)[\delta + \omega + \zeta_c\rho + \zeta_w\omega]. \end{aligned}$$

By recalling (4.20), (5.2) and (5.4) we conclude that

$$(5.6) \quad \text{TotVar } \tilde{U} \leq \mathcal{O}(1)\varepsilon.$$

Owing to (4.21), we have

$$(5.7) \quad \|U_0 - \tilde{U}\|_{C^0} + \text{TotVar}(U_0 - \tilde{U}) \leq \mathcal{O}(1)r\rho$$

If U_0 satisfies (4.21), which means that U_0 is a perturbation of \tilde{U} , then

$$(5.8) \quad U_0(x) = V(x) + \Psi(x) + [U_0(x) - \tilde{U}(x)] \quad \text{for every } x \in] - \rho, \rho[.$$

By the explicit expression of V and by (2.11) we infer that $|V'(x)| \leq \mathcal{O}(1)\eta^{-1}$ for every $x \in] - \rho, \rho[$.

By using (4.18), (4.21) and (5.8) we arrive at

$$(5.9) \quad |U_0'(x)| \leq \mathcal{O}(1)\eta^{-1} \quad \text{for every } x \in] - \rho, \rho[.$$

By taking into account (5.3), (5.4), (4.21) and (5.1), we infer from (4.20) and (5.8) that

$$(5.10) \quad \begin{aligned} |U_0(x) - U_I| &\leq |U_0(x) - \tilde{U}(x)| + |\Psi(x)| + |V(x) - U_I| \\ &\leq r + \mathcal{O}(1)\varepsilon\omega + \mathcal{O}(1)\omega \leq \mathcal{O}(1)\varepsilon^3 \quad \text{for every } x \in] - \rho, \rho[. \end{aligned}$$

We point out that by estimates (4.20b), (5.1a), (5.2) (5.4) and (5.7) one has the bound

$$(5.11) \quad \text{TotVar } U_0 \leq \mathcal{O}(1)\omega \leq \mathcal{O}(1)\varepsilon^3 \quad \text{on }] - \rho, \rho[$$

Since $U_I = (\delta, 0, -\delta)$, owing to (4.20a) we arrive at

$$(5.12) \quad |U_0(x)| \leq \mathcal{O}(1)\varepsilon, \quad \text{for every } x \in] - \rho, \rho[.$$

Remark 5.1. We point out that the values attained on $] - 2q, 2q[\times]0, 2\tilde{T}[$ by the admissible solution of the Cauchy problem are only determined by the behavior of the initial datum on $] - \rho, \rho[$. This follows by combining our choice (4.20e) of ρ with the finite propagation speed, more precisely with (2.9). Indeed, we have

$$\rho - 2q \geq 12\tilde{T} \geq \max_{|U| \leq 1, i=1,2,3} |\lambda_i(U)| \cdot 2\tilde{T}.$$

In the following, we will only be concerned with the behavior of the initial datum on the interval $] - \rho, \rho[$. This is justified by the previous considerations and by the fact that we are only interested in the behavior of the solution on $] - 2q, 2q[\times]0, 2\tilde{T}[$.

5.3. Wave front-tracking approximation: initial datum. In this paragraph we discuss the wave-front tracking approximation of the initial datum. We recall that the intervals $\mathfrak{R}_\ell, \dots, \mathfrak{R}_r$ are defined in (4.15).

5.3.1. *Mesh definition.* We fix an approximation parameter $\nu > 0$ and a mesh size $h_\nu > 0$. We require that $h_\nu \rightarrow 0^+$ when $\nu \rightarrow 0^+$. We choose $x_0^\nu < x_1^\nu < \dots < x_{m_\nu}^\nu$ in $] - \rho, \rho[$ so that

$$(5.13a) \quad (1 - \varepsilon)h_\nu \leq x_{i+1}^\nu - x_i^\nu \leq h_\nu \quad \text{for every } i = 0, \dots, m_\nu - 1.$$

If h_ν is sufficiently small, one can as well assume that the extrema of the intervals $\mathfrak{R}_\ell, \dots, \mathfrak{R}_r$ are all contained in the set $\{x_0^\nu, \dots, x_{m_\nu}^\nu\}$. Define the wave-front tracking approximation of the initial datum by setting

$$(5.13b) \quad U_0^\nu(x) := U_0(x_i^\nu) \quad \text{for } x \in]x_i^\nu, x_{i+1}^\nu[\text{ and } i = 0, \dots, m_\nu - 1.$$

We now describe the waves generated at the grid points $x_0^\nu, \dots, x_{m_\nu}^\nu$ by separately considering the regions $\mathfrak{R}_\ell, \dots, \mathfrak{R}_r$.

5.3.2. *Waves generated in $\mathfrak{R}_c = \mathfrak{R}_\ell \cup \mathfrak{R}_\ell' \cup \mathfrak{R}_\ell'' \cup \mathfrak{R}_m \cup \mathfrak{R}_r' \cup \mathfrak{R}_r'' \cup \mathfrak{R}_r$.* We only focus on the analysis of the interval \mathfrak{R}_ℓ because the analysis of the other intervals is entirely similar.

We fix $x_i^\nu \in \mathfrak{R}_\ell$ and we consider the Riemann problem between the states

$$U^- := \lim_{x \uparrow (x_i^\nu)^-} U_0^\nu(x) = U_0(x_{i-1}^\nu) \text{ (on the left),} \quad U^+ := \lim_{x \downarrow (x_i^\nu)^+} U_0^\nu(x) = U_0(x_i^\nu) \text{ (on the right).}$$

Claim. *If (5.1a) and (5.1b) hold, then the states $U^-, U^+, U_I := U_I$ satisfy the hypotheses of Lemma 3.3 with the choice $b = \zeta_c(x_i^\nu - x_{i-1}^\nu)$*

Proof. Hypothesis (3.9) in the statement of Lemma 3.3 follows by (5.10). Next, we focus on hypothesis (3.10). We use (5.8) and we recall that V is constant on each connected component of \mathfrak{R}_c , while $\Psi' = \zeta_c(-\vec{r}_{1I} - \vec{r}_{2I} + \vec{r}_{3I})$. This implies that, if $b = \zeta_c(x_i^\nu - x_{i-1}^\nu)$, then

$$|U^+ - U^- + b\vec{r}_{1I} + b\vec{r}_{2I} - b\vec{r}_{2I}| = |(U_0 - \tilde{U})(x_i^\nu) - (U_0 - \tilde{U})(x_{i-1}^\nu)| \stackrel{(4.21)}{\leq} r(x_i^\nu - x_{i-1}^\nu),$$

which owing to (5.1b) gives inequality (3.10). \square

CONCLUSION: By using Lemma 3.3, we conclude that the only waves created in the open set \mathfrak{R}_c are 1-, 2- and 3-shocks. In particular, no rarefaction waves are generated. Moreover, owing to (3.11) the total variation of all these waves is bounded by $\mathcal{O}(1)\zeta_c\rho$.

5.3.3. *Waves generated in $\mathfrak{R}_w = \mathfrak{R}_\ell^3 \cup \mathfrak{R}_r^3 \cup \mathfrak{R}_\ell^2 \cup \mathfrak{R}_r^2 \cup \mathfrak{R}_\ell^1 \cup \mathfrak{R}_r^1$.* We only focus on the analysis of the interval \mathfrak{R}_ℓ^3 since the analysis of the other intervals is entirely similar. We fix $x_i^\nu \in \mathfrak{R}_\ell^3$ and we consider the Riemann problem between the states

$$U^- := \lim_{x \uparrow x_i^\nu} U_0^\nu(x) = U_0(x_{i-1}^\nu) \text{ (on the left),} \quad U^+ := \lim_{x \downarrow x_i^\nu} U_0^\nu(x) = U_0(x_i^\nu) \text{ (on the right).}$$

Claim. *Assume that U^-, U^+ are as at the previous line and that $V^- := V(x_{i-1}^\nu)$. Let $\xi > 0$ be the strength of the 3-shock between V^- (on the left) and $V(x_i^\nu)$ (on the right), namely*

$$V(x_i^\nu) = D_3[\xi, V^-].$$

If $b = \zeta_w(x_i^\nu - x_{i-1}^\nu)$, then all the hypotheses of Lemma 3.4 are satisfied.

Proof. Hypothesis (3.9) in the statement of Lemma 3.3 follows by (5.10). Next, we point out that the condition $0 < b < \varepsilon$ is satisfied provided that ν is sufficiently small. Indeed, $b \leq \mathcal{O}(1)\zeta_w h_\nu$ and $h_\nu \rightarrow 0^+$ when $\nu \rightarrow 0^+$.

To check the other hypotheses, we first recall that $x_i^\nu \in \mathfrak{R}_\ell^3$. By combining the explicit expression of V (4.17) with (2.11a) and (2.11b) we infer that the derivative of V satisfies $V'(x) = \mathcal{O}(1)\eta^{-1}$. This implies that $\xi = \mathcal{O}(1)(x_i^\nu - x_{i-1}^\nu)\eta^{-1}$ and hence that

$$\sqrt{\varepsilon}\frac{b}{\xi} = \mathcal{O}(1)\sqrt{\varepsilon}\zeta_w\eta.$$

Next, we plug (5.4) and (5.7) into (5.8) and we get that the first condition in (3.20) is satisfied:

$$(5.14) \quad \begin{aligned} |V^- - U^-| &= |\Psi(x_{i-1}^\nu) + U_0(x_{i-1}^\nu) - \tilde{U}(x_{i-1}^\nu)| \leq \mathcal{O}(1)(\zeta_w\omega + \zeta_c\rho + r) \\ &\leq \mathcal{O}(1)\varepsilon\zeta_w\eta < \sqrt{\varepsilon}\frac{b}{\xi}. \end{aligned}$$

To establish the last inequality we used (5.1a). The condition $\xi^2 < \varepsilon b$ is satisfied because

$$\xi^2 = \mathcal{O}(1)(x_i^\nu - x_{i-1}^\nu)^2\eta^{-2} = \mathcal{O}(1)h_\nu^2\eta^{-2} < b = \mathcal{O}(1)\varepsilon\zeta_w h_\nu$$

provided that h_ν is sufficiently small. Finally, we check that (3.21c) holds. We use again (5.8) and we recall that $\Psi' = \zeta_w(-\vec{r}_{1I} - \vec{r}_{2I} + \vec{r}_{3I})$ on \mathfrak{R}_w . By using (4.21) and (5.1b), this implies

$$\begin{aligned} &|U^+ - U^- - D_3[\xi, V^-] + V^- + b\vec{r}_{1I} + b\vec{r}_{2I} - b\vec{r}_{3I}| \\ &= |U_0(x_i^\nu) - U_0(x_{i-1}^\nu) - V(x_i^\nu) + V(x_{i-1}^\nu) - \Psi(x_i^\nu) + \Psi(x_{i-1}^\nu)| \\ &= |(U_0 - \tilde{U})(x_i^\nu) - (U_0 - \tilde{U})(x_{i-1}^\nu)| \leq r(x_i^\nu - x_{i-1}^\nu) < \varepsilon b \end{aligned}$$

All the hypotheses of Lemma 3.4 are therefore satisfied. This concludes the proof of the claim. \square

By applying Lemma 3.4 and using (3.22) we arrive at the following conclusion.

CONCLUSION: By Lemma 3.4, the only waves created in the intervals \mathfrak{R}_ℓ^3 , \mathfrak{R}_r^3 , \mathfrak{R}_ℓ^2 , \mathfrak{R}_r^2 , \mathfrak{R}_ℓ^1 and \mathfrak{R}_r^1 are 1-, 2- and 3-shocks. In particular, no rarefaction waves are generated.

The total variation of all the 3-shocks generated in the intervals \mathfrak{R}_ℓ^3 , \mathfrak{R}_r^3 is $\mathcal{O}(1)\omega$ and the total variation of all the 1 and 2-shocks generated in the intervals \mathfrak{R}_ℓ^3 , \mathfrak{R}_r^3 is bounded by $\mathcal{O}(1)\zeta_w\omega\eta$.

The total variation of all the 2-shocks generated in the intervals \mathfrak{R}_ℓ^2 , \mathfrak{R}_r^2 is $\mathcal{O}(1)\omega$ and the total variation of all the 1 and 3-shocks generated in the intervals \mathfrak{R}_ℓ^2 , \mathfrak{R}_r^2 is $\mathcal{O}(1)\zeta_w\omega$.

The total variation of all the 1-shocks generated in the intervals \mathfrak{R}_ℓ^1 , \mathfrak{R}_r^1 is $\mathcal{O}(1)\omega$ and the total variation of all the 2 and 3-shocks generated in the intervals \mathfrak{R}_ℓ^1 , \mathfrak{R}_r^1 is $\mathcal{O}(1)\zeta_w\omega\eta$.

5.4. Wave front-tracking approximation: qualitative interaction analysis. In this paragraph we split the waves of the wave front-tracking approximation U^ν into several groups, that are defined in the following. As we will see in § 5.6 and as we pointed out in the proof roadmap in § 5.1, the waves of group A are the waves that will contribute to the formation of a wave pattern similar to the one of the solution with initial datum V (see Figure 5). The waves of groups B can be heuristically speaking regarded as perturbation waves.

We now define the groups A, B, C₁, ..., C_m. In § 5.3 we discussed the waves that are generated at $t = 0$. In particular, we proved that only shocks are generated at $t = 0$. We split these waves into two groups:

- **SHOCKS OF GROUP A:** group A comprises
 - the 3-shocks generated in the intervals \mathfrak{R}_ℓ^3 and \mathfrak{R}_r^3 and their right extreme;
 - the 2-shocks generated in the intervals \mathfrak{R}_ℓ^2 and \mathfrak{R}_r^2 and their right extreme;
 - the 1-shocks generated in the intervals \mathfrak{R}_ℓ^1 and \mathfrak{R}_r^1 and their right extreme.

We fix a shock $i \in A$. Let \mathcal{V}_i be its strength, which is defined as in § 2.1. Due to the conclusions at the end of § 5.3.3, the total strength of all the shocks of group A is $\mathcal{O}(1)\omega$, namely

$$(5.15) \quad \sum_{i \in A} \mathcal{V}_i = \mathcal{O}(1)\omega$$

- SHOCKS OF GROUP B: group B comprises all the shocks generated at $t = 0$ in the interval $] - \rho, \rho[$ which are not comprised in group A. In other words, group B comprises
 - the 1, 2 and 3-shocks generated in the open interval \mathfrak{R}_c ;
 - the 1 and 2-shocks generated in the intervals \mathfrak{R}_ℓ^3 and \mathfrak{R}_r^3 ;
 - the 1 and 3-shocks generated in the intervals \mathfrak{R}_ℓ^2 and \mathfrak{R}_r^2 ;
 - the 2 and 3-shocks generated in the intervals \mathfrak{R}_ℓ^1 and \mathfrak{R}_r^1 .

Owing to the conclusions at the end of § 5.3.2 and of § 5.3.3, the total strength of all these shocks can be bounded by

$$(5.16) \quad \sum_{i \in B} \mathcal{V}_i \leq \mathcal{O}(1)(\rho\zeta_c + \omega\zeta_w).$$

We now want to track the evolution of the shocks of groups A and B by discussing their interactions. For the time being, we do not take into account the fact that in some cases we have to use a *simplified Riemann solver* (see § 2.1). We will take into account the presence of non-physical waves in § 5.7. We separately consider the following cases:

- i) We fix two shocks, i and j , and we assume that i is either a 1 or a 3-shock and j is a 2-shock. Just to fix the ideas, let us assume that i is a 3-shock. In this step, we do not care whether i and j belong to group A or B. Let \mathcal{V}_i and \mathcal{V}_j be their strengths and we assume that i and j interact at some point. By Lemma 3.1 all the outgoing waves are shocks. By definition, we still call i the outgoing 3-shock and we still call j the outgoing 2-shock. Also, the outgoing i belongs to the same group (A or B) as the incoming i , and the same happens for j . We say that the outgoing 1-shock is the *new shock* which is created at the interaction. This new shock belongs neither to A nor to B: we define a new group C_1 in the following.

We conclude by recalling some interaction estimates: let \mathcal{V}'_i and \mathcal{V}'_j be the strengths of i and j after the interaction. By Lemma 3.1, $\mathcal{V}'_j = \mathcal{V}_j$. Also, we recall [8, formula (7.31) p. 133], which states that

$$(5.17) \quad |\mathcal{V}'_i - \mathcal{V}_i| \leq \mathcal{O}(1)\mathcal{V}_i\mathcal{V}_j.$$

Also, [8, formula (7.31) p. 133] implies that the strength of the new shock generated at the interaction is bounded by $\mathcal{O}(1)\mathcal{V}_i\mathcal{V}_j$.

- ii) We fix two shocks, i and j , and we assume that i is a 3-shock and j is a 1-shock. Owing to the analysis in § 3.1, the outgoing waves are a 3-shock and a 1-shock. By definition, we still call i the outgoing 3-shock j the outgoing 1-shock. We say that the outgoing i belongs to the same group as the incoming i . The same holds for j . Finally, we recall some quantitative interaction estimates: we term \mathcal{V}_i and \mathcal{V}_j , \mathcal{V}'_i and \mathcal{V}'_j the strengths of i and j before and after the interaction, respectively. Owing to the analysis in § 3.1,

$$(5.18) \quad \mathcal{V}'_i = \mathcal{V}_i, \quad \mathcal{V}'_j = \mathcal{V}_j$$

iii) We fix two shocks i and j and we assume that they are both 2-shocks. We term \mathcal{V}_i and \mathcal{V}_j their strengths and we assume that they interact at some point. We set

$$a := \delta, \quad U^\sharp := U_I = (\delta, 0, -\delta), \quad s_1 = -\mathcal{V}_i, \quad s_2 = -\mathcal{V}_j$$

and we claim that the hypotheses of Lemma 3.2 are satisfied. The hypothesis

- $|U_\ell - U^\sharp| \leq \varepsilon a$ holds owing to (5.10) and to the fact that $a = \delta = \varepsilon$ (see (4.20a)).
- $0 \leq \eta \leq \varepsilon a$ is satisfied because $\eta = \varepsilon^2$ owing to (4.20b).
- $|s_1|, |s_2| \leq \varepsilon$ are satisfied. Indeed, owing to Lemma 2.1 the maximal strength of a 2-shock is bounded by the total variation of the v component. The total variation of the v component at $t = 0$ satisfies $\text{TotVar } v_0 \leq \mathcal{O}(1)\varepsilon^3$ by (5.11). Since the total variation of a scalar conservation law is a monotone non increasing function with respect to time [19], we can conclude that $|s_1|, |s_2| \leq \varepsilon$.

Lemma 3.2 states then that the outgoing waves at the interaction point are three shocks. We now separately consider the following cases:

- if i belongs to A and j belongs to B, then we term i the outgoing 2-shock and we prescribe that it still belongs to A. Note that the strength of i after the interaction is $\mathcal{V}'_i = \mathcal{V}_i + \mathcal{V}_j$. We set $\mathcal{V}'_j = 0$, in such a way that

$$(5.19) \quad \mathcal{V}'_i + \mathcal{V}'_j = \mathcal{V}_i + \mathcal{V}_j.$$

- if i and j both belong to either A or B, then we proceed as follow. Just to fix the ideas, assume that i is the fastest shock among the two, namely i is on the left of j before the interaction. By definition, we still call i the outgoing 2-shock and we prescribe that it belongs to the same group (A or B) as the incoming shocks. We also set $\mathcal{V}'_j = 0$, in such a way that (5.19) holds.

In both cases, we say that the outgoing 1 and 3-shock are *new shocks* generated at the interaction. Note again that these new shocks belong neither to A nor to B: they will belong to the group C_1 defined in the following.

iv) We fix two shocks, i and j , and we assume that they belong to same family, which can be either 1 or 3. Just to fix the ideas, let us assume that they are both 3-shocks. Owing to the analysis in § 3.2, the only outgoing wave is a 3-shock. We separately consider the following cases:

- if i belongs to A and j belongs to B, then we term i the outgoing 3-shock and we prescribe that it still belongs to A. Note that the strength of i after the interaction is $\mathcal{V}'_i = \mathcal{V}_i + \mathcal{V}_j$. We set $\mathcal{V}'_j = 0$ in such a way that (5.19) holds.
- if i and j both belong to either A or B, then we proceed as in case iii). Just to fix the ideas, assume that i is the fastest shock among the two, namely i is on the left of j before the interaction. By definition, we still call i the outgoing 3-shock and we say that it belongs to the same group as the incoming shocks. We also set $\mathcal{V}'_j = 0$, in such a way that (5.19) holds.

We explicitly stress three properties following from the analysis of cases i)–iv) above. First, the outgoing waves are always shocks. Second, new shocks are only created when the interaction involves at least one 2-shock. Third, the new shocks created at the interaction are either 1- or 3-shocks, namely no new 2-shocks are created.

We now focus on the new shocks created at interaction points. They can only be 1- and 3-shocks, since by Lemma 2.1 and by the definitions in i) and iii) above no new 2-shock can arise. We now collect them into a sequence of groups C_m defined by recursion on $m \in \mathbb{N}$.

- GROUP C_1 : we term C_1 the group of *new shocks* that are generated at the following interactions:
 - between a shock i and a shock j both belonging to group A.
 - between a shock i belonging to group A and a shock j belonging to group B.
 - between a shock i and a shock j both belonging to group B.

As mentioned before, C_1 only comprises 1- and 3-shocks. It follows from the analysis in § 3.1 that if two shocks of group C_1 interact then either they basically cross each other or they merge: to label the outgoing waves at the interaction, we proceed as in case iv) above. Note furthermore that, if a shock $i \in C_1$ merges with a shock $j \in A \cup B$ of the same family, we term j the outgoing shock and we set $\mathcal{V}'_i = 0$, $\mathcal{V}'_j = \mathcal{V}_i + \mathcal{V}_j$. Hence, the only possibility for the generation of new waves is the one discussed at the next item.

- Group C_{m+1} : we term C_{m+1} the group of *new shocks* that are generated at interactions between a shock i belonging to group C_m and a 2-shock j belonging to either group A or B. As mentioned before, C_m only comprises 1- and 3-shocks. At interactions among shocks in C_{m+1} the shocks can basically either basically cross each other or they can merge. In any case, no new shock is created: to label the outgoing waves at interaction points, we proceed as in case iv) above. Also, if a shock $i \in C_{m+1}$ merges with a shock $j \in C_m \cup A \cup B$ of the same family, we denote by j the outgoing shock and we set $\mathcal{V}'_i = 0$: in this way equality (5.19) is satisfied.

In this way we have classified all the shocks of the wave-front tracking approximation U^ν .

5.5. Wave front-tracking approximation: quantitative interaction estimates. This paragraph aims at establishing Lemma 5.2 below. In the statement, \mathcal{V}_i denotes as usual the strength of the shock i .

Lemma 5.2. *There is a constant $K > 0$ such that, if the constant ε in the statement of Proposition 4.4 is sufficiently small, then we have the following estimates: for every $t > 0$*

$$(5.20a) \quad \sum_{i_A \in A} \mathcal{V}_{i_A}(t^+) \leq K\omega,$$

$$(5.20b) \quad \sum_{i_B \in B} \mathcal{V}_{i_B}(t^+) \leq K\omega\varepsilon,$$

$$(5.20c) \quad \sum_{i \in C_m} \mathcal{V}_i(t^+) \leq (2K\omega)^{m+1}.$$

Proof. We point out that owing to (5.15) and (5.16) combined with (5.1a) we can choose K in such a way that we have the inequalities

$$(5.21) \quad \sum_{i_A \in A} \mathcal{V}_{i_A}(t=0) \leq \frac{1}{2}K\omega, \quad \sum_{i_B \in B} \mathcal{V}_{i_B}(t=0) \leq \frac{1}{2}K(\omega\zeta_w + \rho\zeta_c) \leq \frac{1}{2}K\omega\varepsilon.$$

The shocks of groups C_m , $m \in \mathbb{N}$, do not exist at $t = 0$, but we can adopt the notation that their strength is 0, in such a way that (5.20c) is formally satisfied. The proof of the lemma is based on the following argument: we assume that estimates (5.20a), (5.20b) and (5.20c) are satisfied for every $t < \bar{t}$ and we show that they are satisfied for $t = \bar{t}$. The technical details are organized in the

following four steps.

⊖ STEP 1: we make some preliminary considerations.. We first introduce a new notation: we denote by D the group

$$(5.22) \quad D := B \cup \bigcup_{m=1}^{\infty} C_m.$$

In the above expression, the groups B and C_m are as in § 5.4. Note furthermore that here an in the following we term *groups* the sets A, B, C_m, D , while we use the term *family* as a shorthand for *characteristic family*.

Note that by combining all the inequalities in (5.20) and (4.20b) we get that, if ε is sufficiently small, then

$$(5.23a) \quad \sum_{i \in D} \mathcal{V}_i(t^+) \leq K\omega\varepsilon + \sum_{m=1}^{\infty} (2K\omega)^{m+1} \leq 2K\omega\varepsilon \quad \text{for every } t < \bar{t}$$

$$(5.23b) \quad \sum_{i \in AUD} \mathcal{V}_i(t^+) \leq K\omega + 2K\omega\varepsilon \leq 2K\omega \quad \text{for every } t < \bar{t}$$

Note furthermore that the quantities at the left hand side of (5.20), (5.23a) can only change at interaction times.

⊖ STEP 2: we establish the bound on $\sum_{i_A \in A} \mathcal{V}_{i_A}$. Note that the only ways $\sum_{i_A \in A} \mathcal{V}_{i_A}$ can change are the following interactions:

- i) Interactions where a shock $i \in A$ with strength \mathcal{V}_i merges with a shock j with strength \mathcal{V}_j of the same family and of the same group A . In this case (5.19) ensures that $\sum_{i_A \in A} \mathcal{V}_{i_A}$ does not change at this interaction. For this reason, in the following we neglect these interactions.
- ii) Interactions where a shock $i_A \in A$ with strength \mathcal{V}_{i_A} merges with a shock j_D of the same family but of group D . In this case $\mathcal{V}'_{i_A} = \mathcal{V}_{i_A} + \mathcal{V}_{j_D}$. Each shock j_D of group D may have at most one of these interactions: let $J_D^{i_A}$ be the subset of shocks of group D that merge with i_A .
- iii) Interactions where a shock $i_A \in A$ with strength \mathcal{V}_{i_A} interacts with a shock j of a different family. In this case by the interaction estimate (5.17) one has

$$\mathcal{V}'_{i_A} \leq \mathcal{V}_{i_A} + \mathcal{O}(1)\mathcal{V}_{i_A}\mathcal{V}_j = \mathcal{V}_{i_A} \left(1 + \mathcal{O}(1)\mathcal{V}_j\right).$$

Each shock j may interact at most once with a given shock i_A of a different family.

We recall that all shocks in group A are generated at time $t = 0$ and we track the evolution of a given shock $i_A \in A$ between time $t = 0$ and $t = \bar{t}$. If the shock i_A only interacts with shocks $j \in J_D^{i_A} \subseteq D$ and with waves j_1, \dots, j_k of different families then by ii), iii) above one has the inequality

$$\mathcal{V}_{i_A}(\bar{t}^+) \leq \left(\mathcal{V}_{i_A}(t=0) + \sum_{j \in J_D^{i_A}} \mathcal{V}_j \right) \prod_{j \in AUD} \left(1 + \mathcal{O}(1)\mathcal{V}_j\right).$$

Note that the last factor in the above expression does not depend on i_A . Also, by using the inequality $e^x \geq 1 + x$ we get

$$\prod_{j \in AUD} \left(1 + \mathcal{O}(1)\mathcal{V}_j\right) \leq e^{\mathcal{O}(1)\sum_{j \in AUD} \mathcal{V}_j}.$$

We now sum over all the shocks $i_A \in A$ and we obtain

$$\begin{aligned} \sum_{i_A \in A} \mathcal{V}_{i_A}(\bar{t}^+) &\leq \left(\sum_{i_A \in A} \mathcal{V}_{i_A}(t=0) + \sum_{i_A \in A} \sum_{j \in J_D^{i_A}} \mathcal{V}_j \right) \prod_{j \in A \cup D} (1 + \mathcal{O}(1)\mathcal{V}_j) \\ &\leq \left(\sum_{i_A \in A} \mathcal{V}_{i_A}(t=0) + \sum_{j_D \in D} \mathcal{V}_j \right) \exp \left(\mathcal{O}(1) \sum_{j \in A \cup D} \mathcal{V}_j \right) \end{aligned}$$

The last inequality holds because two sets $J_D^{i_A}$ and $J_D^{i'_A}$ are disjoint subsets of D (keep in mind that we are neglecting the fact two shocks $i_A \in A$ and $i'_A \in A$ can merge). We now plug the above inequality into (5.21) and we recall that by assumption at time $t < \bar{t}$ estimates (5.20) hold. Owing to (5.23) we obtain

$$(5.24) \quad \sum_{i_A \in A} \mathcal{V}_{i_A}(\bar{t}^+) \leq \left(\frac{1}{2}K\omega + 2K\omega\varepsilon \right) \exp(\mathcal{O}(1)K\omega) < K\omega$$

provided that ε is sufficiently small, since owing to (4.20b) $\omega = \varepsilon^3$. Note that (5.24) implies that (5.20a) holds for $t = \bar{t}$ provided that (5.20b) and (5.20c) hold for $t < \bar{t}$ and (5.21) holds at $t = 0$.

○ STEP 3: we control $\sum_{i_B \in B} \mathcal{V}_{i_B}$. The only ways $\sum_{i_B \in B} \mathcal{V}_{i_B}$ can increase are the following:

- i) If a shock $i_B \in B$ merges with a shock $j \in A \cup B$ of the same family. In this case $\sum_{i_B \in B} \mathcal{V}_{i_B}$ does not increase owing to (5.19).
- ii) If a shock $i_B \in B$ with strength \mathcal{V}_{i_B} merges with a shock $j \in \cup_{m \in \mathbb{N}} C_m$ of the same family.
- iii) If a shock $i_B \in B$ with strength \mathcal{V}_{i_B} interacts with a shock j of a different family.

By repeating the same argument we used in STEP 2 we conclude that, if the initial estimate (5.21) holds and moreover (5.20) holds for $t < \bar{t}$, then by (5.23)

$$(5.25) \quad \begin{aligned} \sum_{i_B \in B} \mathcal{V}_{i_B}(\bar{t}^+) &\leq \left(\sum_{i_B \in B} \mathcal{V}_{i_B}(t=0) + \sum_{m=1}^{\infty} \sum_{i \in C_m} \mathcal{V}_i \right) \exp \left(\mathcal{O}(1) \sum_{j \in A \cup D} \mathcal{V}_j \right) \\ &\leq \left(\frac{1}{2}K\omega\varepsilon + \frac{(2K\omega)^2}{1-2K\omega} \right) \exp(\mathcal{O}(1)K\omega) \leq K\omega\varepsilon \end{aligned}$$

provided that ε is sufficiently small, due to (4.20b). Inequality (5.25) implies that (5.20b) holds for $t = \bar{t}$ provided that (5.20) hold for $t < \bar{t}$ and (5.21) holds at $t = 0$.

○ STEP 4: we conclude the proof. To control $\sum_{i \in C_1} \mathcal{V}^i$ we firstly recall that a shock of group C_1 can be generated when a shock j_1 belonging to either group A or B interacts with a shock j_2 belonging to either group A or B. As pointed out before, the strength of the outgoing new shock is bounded by $\mathcal{O}(1)\mathcal{V}_{j_1}\mathcal{V}_{j_2}$. We denote by \mathcal{V}_i^0 the strength of the shock $i \in C_1$ at the time when the shock i is generated. We then have

$$\begin{aligned} \sum_{i \in C_1} \mathcal{V}_i^0 &\leq \sum_{j_1 \in A} \sum_{j_2 \in A} \mathcal{O}(1)\mathcal{V}_{j_1}\mathcal{V}_{j_2} + \sum_{j_1 \in A} \sum_{j_2 \in B} \mathcal{O}(1)\mathcal{V}_{j_1}\mathcal{V}_{j_2} + \sum_{j_1 \in B} \sum_{j_2 \in B} \mathcal{O}(1)\mathcal{V}_{j_1}\mathcal{V}_{j_2} \\ &\leq K^2 \left(\omega^2 + \omega^2\varepsilon + (\omega\varepsilon)^2 \right) \leq 2K^2\omega^2. \end{aligned}$$

Next, recall that $\sum_{i \in C_1} \mathcal{V}_i(t)$ can increase not only when a new shock is generated, but also:

- i) if a shock $i \in C_1$ with strength \mathcal{V}_i merges with a shock $j \in C_m$, $m > 1$ of the same family.
- ii) if a shock $i \in C_1$ with strength \mathcal{V}_i interacts with a shock j of a different family.

By arguing as in STEP 2, we find that if (5.20) holds for $t < \bar{t}$ and (5.21) holds at $t = 0$, then

$$\begin{aligned} \sum_{i \in C_1} \mathcal{V}_i(\bar{t}^+) &\leq \left(\sum_{i \in C_1} \mathcal{V}_i^0 + \sum_{m=2}^{\infty} \sum_{i \in C_m} \mathcal{V}_i \right) \exp \left(\mathcal{O}(1) \sum_{j \in AUD} \mathcal{V}_j \right) \\ &\leq \left(2K^2 \omega^2 + \frac{(2K\omega)^3}{1-2K\omega} \right) \exp(\mathcal{O}(1)K\omega) \leq (2K\omega)^2 \end{aligned}$$

provided that ε is sufficiently small, since owing to (4.20b) $\omega = \varepsilon^3$. We have thus established (5.20c) for all $t > 0$ when $m = 1$. The case when $m > 1$ can be handled in an entirely similar way. This concludes the proof of Lemma 5.2. \square

5.6. Wave front-tracking approximation: shock generation analysis. In this paragraph we finally show that the in wave-front tracking approximation one can recognize a wave pattern like the one of the solution of the Cauchy problem with initial datum V , see Figure 5. In particular, in § 5.6.1 we establish the generation of six “big shocks”: Lemma 5.3 establishes the formation of two 1-shocks and two 3-shocks, while Lemma 5.4 established the formation of two 2-shocks, which are moreover approaching. In § 5.6.2 we conclude the analysis of the wave pattern generation.

5.6.1. Shock formation: small times. We recall that the interval \mathfrak{R}_ℓ^3 is defined by formula (4.15) and we establish the following lemma.

Lemma 5.3. *By the time $t = 6/5$, some of (or all of) the 3-shocks of group A generated at time $t = 0$ in the interval \mathfrak{R}_ℓ^3 merge into a single 3-shock with strength greater than $\omega\sqrt{\varepsilon}/2$.*

Proof. We first describe the idea underpinning our argument. We term j_ℓ and j_r the 3-shocks that are generated at $t = 0$ at the left and the right extrema of the interval \mathfrak{R}_ℓ^3 , respectively. In STEP 3 below we show that at $t = 0$ these two 3-shocks are approaching. We then track the the evolution of j_ℓ and j_r on the time interval $]0, 6/5[$ and we point out that there are only two possibilities:

- The strength of both j_ℓ and j_r remains smaller than $\omega\sqrt{\varepsilon}$. In this case we show in STEP 5 below that j_ℓ and j_r keep approaching and they merge by time $t = 6/5$. We also show that this implies the creation of a 3-shock with strength at least $\mathcal{O}(1)\omega$.
- The strength of either j_ℓ or j_r surpasses $\omega\sqrt{\varepsilon}$ at some time $\bar{t} \in]0, 6/5[$: just to fix the ideas, let us assume that it is the strength of j_ℓ . In STEP 6 below we show that this implies that the strength of the j_ℓ remains bigger than $\omega\sqrt{\varepsilon}/2$ on the whole interval $]\bar{t}, 6/5[$.

The technical details are organized as follows.

⊖ STEP 1: we point out that in the time interval $]0, 6/5[$ the waves of group A generated in \mathfrak{R}_ℓ^3 can only interact among themselves and with the waves of group D (see (5.22) for the definition of group D). In other words, they cannot interact with shocks of group A generated in other intervals.

To see this, we proceed as follows. We recall definition (4.15) and that the shocks of group A are only generated in the intervals $\mathfrak{R}_\ell^3, \mathfrak{R}_\ell^2, \mathfrak{R}_\ell^1, \mathfrak{R}_r^3, \mathfrak{R}_r^2$ and \mathfrak{R}_r^1 . The closest interval to \mathfrak{R}_ℓ^3 is \mathfrak{R}_ℓ^2 and the distance between the right extreme of \mathfrak{R}_ℓ^3 and the left extreme of \mathfrak{R}_ℓ^2 is

$$(5.26) \quad -q + \mathfrak{q} - \lambda_2(\underline{U}') + \lambda_3(\underline{U}') \geq 3 - \lambda_2(\underline{U}') + \lambda_3(\underline{U}') \geq 6.$$

To establish the last inequality, we used (5.12) and the explicit expression of the eigenvalues, see (2.7). This implies that, if the constant ε in the statement of Proposition 4.4 is sufficiently small, then in the time interval $]0, 6/5[$ the 3-shocks generated at $t = 0$ in \mathfrak{R}_ℓ^3 cannot interact with the 2-shocks generated at $t = 0$ in \mathfrak{R}_ℓ^2 .

○ STEP 2: we focus on the time $t = 0$ and we introduce some notation. Let x_ℓ and x_r be the right and left extrema of \mathfrak{R}_ℓ^3 , namely $x_\ell = -\mathbf{q} - \lambda_3(U_I)$ and $x_r = -\mathbf{q} - \lambda_3(\underline{U}')$. We recall that by the mesh definition discussed in § 5.3.1 x_ℓ and x_r are both points of discontinuity for U_0^ν . Next, we define the states $U_\ell^-(0)$, $U_\ell^+(0)$, $U_r^-(0)$, $U_r^+(0)$ by setting

$$(5.27a) \quad U_\ell^-(0) := \lim_{x \uparrow x_\ell} U_0^\nu(x), \quad U_\ell^+(0) := \lim_{x \downarrow x_\ell} U_0^\nu(x)$$

$$(5.27b) \quad U_r^-(0) := \lim_{x \uparrow x_r} U_0^\nu(x), \quad U_r^+(0) := \lim_{x \downarrow x_r} U_0^\nu(x)$$

We denote by j_ℓ and j_r the 3-shocks of group A generated at $t = 0$ at x_ℓ and x_r , respectively. We also denote by $\text{speed}_{j_\ell}(0)$ and $\text{speed}_{j_r}(0)$ their speed at $t = 0$.

○ STEP 3: we control from below the initial difference in speed of j_ℓ and j_r . More precisely, we establish the following estimate:

$$(5.28) \quad \text{speed}_{j_\ell}(0) - \text{speed}_{j_r}(0) \geq \frac{11}{12} \text{length}(\mathfrak{R}_\ell^3) = \frac{11}{12} (\lambda_3(U_I) - \lambda_3(\underline{U}')).$$

To this end, we point out that owing to (5.9),

$$|U_\ell^-(0) - U_\ell^+(0)| \leq \mathcal{O}(1) \frac{h_\nu}{\eta}, \quad |U_r^-(0) - U_r^+(0)| \leq \mathcal{O}(1) \frac{h_\nu}{\eta}.$$

The explicit expression (2.7) of λ_3 implies that $|\nabla \lambda_3| \leq \mathcal{O}(1)\eta$ and hence by using the above inequalities we arrive at

$$(5.29) \quad |\text{speed}_{j_\ell}(0) - \lambda_3(U_\ell^-(0))| \leq \mathcal{O}(1)h_\nu, \quad |\text{speed}_{j_r}(0) - \lambda_3(U_r^+(0))| \leq \mathcal{O}(1)h_\nu.$$

Next, we use (4.21), (5.4), (5.8), (5.13b) and the equalities $V(x_\ell) = U_I$ and $V(x_r) = \underline{U}'$ to get

$$(5.30) \quad |U_\ell^-(0) - U_I| \leq \mathcal{O}(1) \left(\varepsilon\omega + r + \frac{h_\nu}{\eta} \right), \quad |U_r^+(0) - \underline{U}'| \leq \mathcal{O}(1)(\varepsilon\omega + r).$$

Exploiting again the equality $|\nabla \lambda_3| \leq \mathcal{O}(1)\eta$, we get that (5.30) implies

$$\begin{aligned} |\lambda_3(U_\ell^-(0)) - \lambda_3(U_I)| &\leq \mathcal{O}(1) (\varepsilon\omega\eta + r\eta + h_\nu) \\ |\lambda_3(U_r^+(0)) - \lambda_3(\underline{U}')| &\leq \mathcal{O}(1) (\varepsilon\omega\eta + r\eta). \end{aligned}$$

By plugging the above estimate into (5.29) we arrive at

$$(5.31) \quad \text{speed}_{j_\ell}(0) - \text{speed}_{j_r}(0) \geq \lambda_3(U_I) - \lambda_3(\underline{U}') - \mathcal{O}(1) (\varepsilon\omega\eta + r\eta + h_\nu)$$

Next, we point out that the equality $|\nabla \lambda_3| \leq \mathcal{O}(1)\eta$ implies that

$$(5.32) \quad \lambda_3(U_I) - \lambda_3(\underline{U}') = \mathcal{O}(1)\omega\eta,$$

because by Lemma 4.3 the parameter τ in (4.13) is of order ω . We eventually obtain (5.28) by observing that terms in the last parenthesis in (5.31) are of lower order than $\omega\eta$: this follows by recalling (5.1b), and the fact that $h_\nu \downarrow 0$ when $\nu \downarrow 0$.

○ STEP 4: we consider the evolution of the shocks j_ℓ and j_r in the time interval $]0, 6/5[$. Let $U_\ell^+(t)$ and $U_\ell^-(t)$, $U_r^+(t)$ and $U_r^-(t)$ be the left and right state at time t of j_ℓ and j_r , respectively. Note that the above functions are piecewise constant: to define their pointwise values, in the following we choose their right continuous representative. One of the following two cases must occur:

i) we have

$$(5.33) \quad |U_\ell^+(t) - U_\ell^-(t)| < \omega\sqrt{\varepsilon}, \quad |U_r^+(t) - U_r^-(t)| < \omega\sqrt{\varepsilon} \quad \text{for every } t \in]0, 6/5[.$$

We handle this case in STEP 5 below.

ii) There is $\bar{t} \in]0, 6/5[$ such that

$$(5.34) \quad \text{either } |U_\ell^+(\bar{t}) - U_\ell^-(\bar{t})| \geq \omega\sqrt{\varepsilon} \quad \text{or} \quad |U_r^+(\bar{t}) - U_r^-(\bar{t})| \geq \omega\sqrt{\varepsilon}.$$

We handle this case in STEP 5 below.

⊖ STEP 5: we conclude the proof of the lemma under the assumption that (5.33) holds.

We recall from STEP 1 that in the time interval $t \in]0, 6/5[$ both j_ℓ and j_r can either merge with other 3-shocks of group A or interact with 1-, 2- and 3-shocks of group D (5.22), but they cannot interact with other 1- or 2-shocks of group A. This implies that $U_\ell^-(t)$ and $U_r^+(t)$ can only change owing to the interaction with some shock of group D: we recall (5.23a) and we conclude that

$$(5.35) \quad |U_\ell^-(t) - U_\ell^-(0)| + |U_r^+(t) - U_r^+(0)| \leq \mathcal{O}(1)\omega\varepsilon.$$

Next, we proceed as in STEP 3 and by combining (5.33) with (5.35) we conclude that

$$(5.36) \quad \text{speed}_{j_\ell}(t) - \text{speed}_{j_r}(t) \geq \frac{5}{6} \text{length}(\mathfrak{R}_\ell^3) = \frac{5}{6} \left(\lambda_3(U_I) - \lambda_3(\underline{U}') \right) \quad \text{for every } t \in]0, 6/5[$$

provided that ε (and hence ω , owing to (4.20b)) are sufficiently small. In the previous expression, we denote by $\text{speed}_{j_\ell}(t)$ and $\text{speed}_{j_r}(t)$ the speed of j_ℓ and j_r at time t . Note that (5.36) implies that by the time $t = 6/5$ the shocks j_ℓ and j_r merge. By construction, this implies that all the 3-shocks of group A generated at $t = 0$ in \mathfrak{R}_ℓ^3 merge by time $t = 6/5$. In the following, we denote by A_ℓ^3 the group of the 3-shocks of group A generated at $t = 0$ in \mathfrak{R}_ℓ^3 . We follow the same argument as in STEP 2 of Lemma 5.2 and we use the inequality

$$\prod_{j \in AUD} (1 - \mathcal{O}(1)\mathcal{V}_j) \geq 1 - \mathcal{O}(1) \sum_{j \in AUD} \mathcal{V}_j,$$

which is a consequence of the elementary inequality $(1-x)(1-y) \geq 1 - (x+y)$ if $x, y \geq 0$. We conclude that the total strength of the shocks in A_ℓ^3 can be bounded from below, more precisely by recalling (5.23a) and the analysis in § 5.3.3 we have

$$\sum_{i \in A_\ell^3} \mathcal{V}_i(t) \geq \left(1 - \mathcal{O}(1) \sum_{i \in D} \mathcal{V}_i \right) \sum_{i \in A_\ell^3} \mathcal{V}_i(t=0) \geq \mathcal{O}(1)\omega.$$

We eventually obtain that by time $t = 6/5$ the shocks of group A_ℓ^3 merge into a single shock with strength $\mathcal{O}(1)\omega$.

⊖ STEP 6: we conclude the proof of the lemma under the assumption that (5.34) holds.

First, we point out that (5.34) implies that at $t = \bar{t}$ part of the waves of group A_ℓ^3 have merged into a shock of strength $\omega\sqrt{\varepsilon}$. Hence, we are left to prove that this shock “survives” with a sufficiently large strength up to time $t = 3/2$. To this end, we point out that for $t > \bar{t}$ this shock can merge with other 3-shocks of group A_ℓ^3 and hence increase its strength. Also, it can interact with other shocks of group D : however, by following the same argument as in STEP 2 of Lemma 5.2 and by recalling (5.23a) the strength of the shock is bounded from below by

$$\left(1 - \mathcal{O}(1) \sum_{i \in D} \mathcal{V}_i \right) \omega\sqrt{\varepsilon} \geq \omega\sqrt{\varepsilon}/2,$$

provided that ε is sufficiently small. This concludes the proof of Lemma 5.3. \square

Note that by repeating the above proof we obtain that an analogous of Lemma 5.3 holds for the 3-shocks of group A generated at time $t = 0$ in the interval \mathfrak{R}_r^3 and the 1-shocks of group A generated at time $t = 0$ in the intervals \mathfrak{R}_ℓ^1 and \mathfrak{R}_r^1 . In the case of 2-shocks we have a stronger result.

Lemma 5.4. *Let \tilde{T} be the same constant as in (4.3). The following conclusions hold true:*

- i) *By the time $t = 6/5$, all the 2-shocks of group A generated at time $t = 0$ in the interval \mathfrak{R}_ℓ^2 merge into a single 2-shock J_ℓ^2 having strength greater or equal than $\mathcal{O}(1)\omega$. The same holds for the 2-shocks of group A generated at time $t = 0$ in the interval \mathfrak{R}_r^2 , let J_r^2 be the resulting shock.*
- ii) *The 2-shocks J_ℓ^2 and J_r^2 are approaching and they merge by the time $t = 2\tilde{T}$.*

Proof. The proof of i) is organized in two steps. We only discuss the 2-shocks of group A generated at time $t = 0$ in the interval \mathfrak{R}_ℓ^2 , the argument for the 2-shocks generated in \mathfrak{R}_r^2 is completely analogous.

⊙ STEP 1: we discuss the situation at time $t = 0$. We recall that, owing to Lemma 2.1, the speed of a 2-shock j between U^- and U^+ is

$$(5.37) \quad \text{speed}_j = v^- + v^+.$$

Next, we fix $x_i^\nu, x_{i+1}^\nu \in \mathfrak{R}_\ell^2$. We denote by j_i and j_{i+1} the 2-shocks generated at $t = 0$ at the points $x = x_i^\nu$ and x_{i+1}^ν , respectively, and by $\text{speed}_{j_i}(0)$ their speed at $t = 0$. Let v'_{U_0}, v'_V be the first derivative of the second components of U_0 and V , respectively. By combining (4.17), (4.18), (4.21) and (5.8) we have

$$\left| v'_{U_0}(x) + \frac{1}{2} \right| = |v'_{U_0}(x) - v'_V| \leq \mathcal{O}(1)\zeta_w + \mathcal{O}(1)r, \quad \text{for every } x \in \mathfrak{R}_\ell^2$$

By using the relations $\zeta_w = \varepsilon$, $r < \varepsilon^2$, (5.13a) and (5.37), we get that, when ε is small enough, the last inequality brings us to

$$(5.38) \quad \begin{aligned} \text{speed}_{j_i}(0) - \text{speed}_{j_{i+1}}(0) &\geq \left(\frac{1}{2} - \mathcal{O}(1)\varepsilon \right) (x_{i-1}^\nu - x_{i+1}^\nu) \geq \left(\frac{1}{2} - \mathcal{O}(1)\varepsilon \right) 2(1 - \varepsilon)h_\nu \\ &\geq \frac{5}{6}(x_i^\nu - x_{i+1}^\nu). \end{aligned}$$

⊙ STEP 2: we show that the shocks j_i and j_{i+1} merge in the time interval $]0, 6/5[$. By the arbitrariness of x_i^ν and x_{i+1}^ν this establishes i).

We recall that the speed of a 2-shock does not change at the interaction with a 1- or a 3-shock. Hence, the speed of j_i and j_{i+1} can only change when they merge with a 2-shock. Three cases can occur:

- the shocks j_i and j_{i+1} merge: this proves the claim of the present step.
- j_i merges with a 2-shock ℓ on the left of j_i : this implies that the speed of j_i increases.
- j_{i+1} merges with a 2-shock ℓ on the right of j_{i+1} : this implies that the speed of j_{i+1} decreases.

If only the last two cases occur, by recalling (5.38) we conclude that

$$\text{speed}_{j_i}(t) - \text{speed}_{j_{i+1}}(t) \geq \text{speed}_{j_i}(0) - \text{speed}_{j_{i+1}}(0) > \frac{5}{6}(x_i^\nu - x_{i+1}^\nu) \quad \text{for every } t \in]0, 6/5[.$$

This implies that by the time $6/5$ the shocks j_i and j_{i+1} merge, and hence concludes the proof of i).

⊙ STEP 3: We are now left with establishing ii), namely proving that the shocks J_ℓ^2 and J_r^2 (defined as in the statement of Lemma 5.4) merge by the time $2\tilde{T}$. To this end, we recall the

explicit expression of \mathfrak{R}_ℓ^2 and \mathfrak{R}_r^2 (4.15):

$$\mathfrak{R}_\ell^2 :=] - q - \lambda_2(\underline{U}'), -q - \lambda_2(\underline{U}'')[, \quad \mathfrak{R}_r^2 :=]q - \lambda_2(\underline{U}^*), q - \lambda_2(\underline{U}^{**})[.$$

We also introduce the following notation: we term

- $v_\ell^-(t)$ the second component of the left state of the 2-shock created at $t = 0$ at the left extreme of \mathfrak{R}_ℓ^2 ,
- $v_\ell^+(t)$ the second component of the right state of the 2-shock created at $t = 0$ at the right extreme of \mathfrak{R}_ℓ^2 ,
- $\text{speed}_\ell(t)$ the speed of the 2-shock arising at $t = 0$ at the left extreme of \mathfrak{R}_ℓ^2 .

The functions $v_r^-(t)$, $v_r^+(t)$ and $\text{speed}_r(t)$ are similarly defined by considering \mathfrak{R}_r^2 . Note that $v_\ell^-(t)$ and $v_\ell^+(t)$ are the left, right state and speed of J_ℓ^2 for $t > 6/5$, because by (i) all the 2-shocks generated at $t = 0$ in \mathfrak{R}_ℓ^2 merge by the time $t = 6/5$. By using an analogous argument we prove that $v_r^-(t)$, $v_r^+(t)$ and $\text{speed}_r(t)$ are the left state, the right state and the speed of J_r^2 , respectively.

By combining (4.17), (4.21), (5.4) and (5.8) with (5.1a) and (5.13b) we infer that

$$(5.39) \quad \left| \{ [v_\ell^-(0) + v_\ell^+(0)] - [v_r^-(0) + v_r^+(0)] \} - [v_I - v_{III}] \right| \leq \mathcal{O}(1)(\omega\varepsilon + h_\nu).$$

Next, we point out that $v_\ell^-, v_\ell^+, v_r^-, v_r^+$ can only vary with respect to t owing to the interactions with 2-shocks of group B. Owing to (5.20b), this implies that

$$(5.40) \quad |v_\ell^-(t) - v_\ell^-(0)| + |v_\ell^+(t) - v_\ell^+(0)| + |v_r^-(t) - v_r^-(0)| + |v_r^+(t) - v_r^+(0)| \leq \mathcal{O}(1)\omega\varepsilon.$$

By combining (5.39) and (5.40) we infer

$$(5.41) \quad \begin{aligned} \text{speed}_\ell(t) - \text{speed}_r(t) &\geq [v_\ell^-(t) + v_\ell^+(t)] - [v_r^-(t) + v_r^+(t)] \\ &\geq [v_I - v_{III}] - \mathcal{O}(1)(\omega\varepsilon + h_\nu). \end{aligned}$$

By using (5.41) and the definitions (4.3), (4.15) of \tilde{T} and \mathfrak{R}_r^2 , we realize that the shocks J_ℓ^2 and J_r^2 merge by time

$$\begin{aligned} t &\leq \frac{[q - \lambda_2(\underline{U}^{**})] - [-q - \lambda_2(\underline{U}')] }{\sup_t [\text{speed}_\ell(t) - \text{speed}_r(t)]} \leq \frac{2q + \mathcal{O}(1)\omega}{v_I - v_{III} - \mathcal{O}(1)(\varepsilon\omega + h_\nu)} = \frac{2q + \mathcal{O}(1)\omega}{2q/\tilde{T} - \mathcal{O}(1)(\varepsilon\omega + h_\nu)} \\ &= \frac{1 + \mathcal{O}(1)\omega}{1 - \mathcal{O}(1)(\varepsilon + \tilde{T}h_\nu)} \cdot \tilde{T}. \end{aligned}$$

To get the last equality we have used the equalities $\tilde{T} = \mathcal{O}(1)\omega^{-1}$ and $q = 20$. Since $h_\nu \rightarrow 0^+$, this implies that, if $\omega = \varepsilon^3$ is sufficiently small, then J_ℓ^2 and J_r^2 merge by the time $t = 2\tilde{T}$. This concludes the proof of Lemma 5.4. \square

5.6.2. Shock formation: wave pattern generation. By relying on the analysis at the previous paragraph, at $t = 6/5$ the wave-front tracking approximation $U^\nu(t, \cdot)$ contains at least six ‘‘big shocks’’. Going from the left to the right, i.e. as x increases, we encounter: a 3-shock with strength at least $\omega\sqrt{\varepsilon}/2$ (see Lemma 5.3), a 2-shock with strength greater or equal than $\mathcal{O}(1)\omega$, a 1-shock with strength greater or equal than $\omega\sqrt{\varepsilon}/2$, and then again 3-shock with strength at least $\omega\sqrt{\varepsilon}/2$, a 2-shock with strength greater or equal than $\mathcal{O}(1)\omega$, a 1-shock with strength greater or equal than $\omega\sqrt{\varepsilon}/2$. Note that the two 2-shocks are approaching and they meet by time $t = 2\tilde{T}$. Also, the six big shocks do not interact on the time interval $]0, 6/5[$ because the generation regions $\mathfrak{R}_\ell^3, \mathfrak{R}_\ell^2, \mathfrak{R}_\ell^1, \mathfrak{R}_r^3, \mathfrak{R}_r^2, \mathfrak{R}_r^1$ are sufficiently separated, see (4.15a) and (4.15). Besides those six ‘‘big shocks’’ there are in general other waves, which however are all shocks by the analysis in § 5.4.

5.7. Conclusion of the proof. In this paragraph we conclude the proof of Proposition 4.4. In § 5.7.1 we take into account the presence of non-physical waves in the wave-front tracking approximation. In § 5.7.2 we establish a bound from below on the number of shocks in the wave-front tracking approximation. Finally, in § 5.7.3 we complete the proof of Proposition 4.4.

5.7.1. *Non-physical waves.* In this paragraph we take into account the presence of non-physical waves. We firstly recall some facts about the *simplified Riemann solver* and we refer to [8, §7.2] for a complete discussion.

First, one chooses a threshold parameter $\mu_\nu > 0$. We discuss the choice of μ_ν later in this paragraph, however we point out that $\mu_\nu \rightarrow 0^+$ as $\nu \rightarrow 0^+$. The *accurate Riemann solver* is used to solve the interaction of a wave α of strength \mathcal{V}_α with a wave β of strength \mathcal{V}_β in the wave front-tracking approximation if the product of the strengths of the incoming waves satisfies

$$(5.42) \quad \mathcal{V}_\alpha \cdot \mathcal{V}_\beta \geq \mu_\nu.$$

If the above condition is violated, we use the *simplified Riemann solver*, which is defined at [8, p.131] and involves the introduction of so-called *non-physical waves*. Non-physical waves travel at a speed faster than any other wave and the simplified Riemann solver is defined in such a way that their interaction with the other waves has a minimal effect. To simplify the exposition, here we do not recall all the technical details and we only discuss the properties of the simplified Riemann solver for the Baiti-Jenssen system (2.3) that we need in the following. These properties are either a direct consequences of the definition of simplified Riemann solver or can be straightforwardly recovered by combining the definition with the features of the Baiti-Jenssen system discussed in § 2.2.

- i) If the incoming waves are a 1-shock and a 3-shock, then the simplified Riemann solver coincides with the accurate Riemann solver.
- ii) If we use the simplified Riemann solver to solve the interaction between a 2-shock and a 1-shock (respectively a 3-shock), then the outgoing waves are a 2-shock, a 1-shock (respectively a 3-shock) and a non-physical wave. The value of the v component is constant across the non-physical wave.
- iii) If the incoming waves are both 1-shocks then the simplified Riemann solver coincides with the accurate Riemann solver. The same happens if the incoming waves are both 3-shocks.
- iv) If the incoming waves are both 2-shocks, then the speed of the outgoing shock is the same in the simplified and in the accurate Riemann solver. Also, the value of the v component is constant across the outgoing non-physical wave.
- v) By combing all the above features we conclude that the strength of the v component is *always* constant across non-physical waves.
- vi) If a non-physical wave interact with a 2-shock, then the speed of the 2-shock does not change.
- vii) The strength of each non-physical wave is at most μ_ν . Also, owing to the analysis in [8, p.142] we can choose μ_ν in such a way that the total strength of non-physical waves satisfies

$$(5.43) \quad \text{total strength non physical waves} \leq \nu,$$

where ν is our approximation parameter. Owing again to the analysis in [8, p.142], this is consistent with the requirement that $\mu_\nu \rightarrow 0^+$ as $\nu \rightarrow 0^+$.

We now discuss how the presence of the non-physical waves affect the analysis at the previous paragraphs. First, we point out that it does not affect at all the discussion on the initial datum in § 5.3 because by definition the simplified Riemann solver is only used at time $t > 0$. Next, we point out that the use of the simplified Riemann solver forces the total number of waves to be finite. In particular, there actually are fewer waves of groups C_1, \dots, C_m than those considered in § 5.4. Lemma 5.2 does not change if we take into account the presence of non-physical waves, provided that we say that if a group C_m is empty, then the total strength of its waves is 0. The reason why Lemma 5.2 does not change is because the proof is based on interaction estimates on the strength of waves and by definition the interaction with a non-physical wave does not change the strength of a shock. Also Lemma 5.3 does not change: indeed, the proof is based on the quantitative estimates given by Lemma 5.2, which are still valid. The further perturbation provided by the non-physical waves is arbitrarily small owing to (5.43) and hence does not affect the proof. Finally, Lemma 5.4 does not change because the proof is based on estimates that, as a matter of fact, involve only the *second* component (i.e., the component v) of the wave front-tracking approximation. Owing to properties ii), iv), v) and vi) of the non-physical waves of the Baiti-Jensen systems, non-physical waves have basically no effect on the v component of the wave front-tracking approximation and hence the proof of Lemma 5.4 is still valid if we take into account non-physical waves.

5.7.2. *A bound from below on the number of shocks.* This paragraph aims at establishing Lemma 5.5 below. In the statement, J_ℓ^2 and J_r^2 are the same as in the statement of Lemma 5.4 and we denote by $[\cdot]$ the entire part. Also, μ_ν is the threshold to determine whether we use the accurate or the simplified Riemann solver, see (5.42).

Lemma 5.5. *Fix a threshold $\theta > \mu_\nu/\omega^2$. In the bounded set $(t, x) \in]-\rho, \rho[\times]0, 2\tilde{T}[$, the wave-front tracking approximation U^ν admits at least*

$$(5.44) \quad n_\theta := \left[\log_{\omega/2} \left(\frac{\mathcal{O}(1)\theta}{\sqrt{\varepsilon}} \right) \right]$$

shocks j such that strength \mathcal{V}_j of j satisfies

$$(5.45) \quad \mathcal{V}_j \geq \theta.$$

Proof. If there were only the six “big shocks” mentioned in § 5.6.2, then the wave pattern would be qualitatively like the one represented in Figure 5. To understand the impact of the other waves and to establish (5.44) we track the evolution of the left 3-“big shock” J_ℓ^3 , which has strength at least $\omega\sqrt{\varepsilon}/4$ when it interacts with the left 2-“big shock” J_ℓ^2 . We recall that the strength of J_ℓ^2 is $\mathcal{O}(1)\omega$ and we use estimate (7.31) in [8, p.133]: we conclude that after this interaction the strength of J_ℓ^3 is at least

$$\frac{\omega\sqrt{\varepsilon}}{4} - \mathcal{O}(1)\sqrt{\varepsilon}\omega^2 \geq \frac{\omega\sqrt{\varepsilon}}{8}.$$

After this interaction, the shock J_ℓ^3 moves towards the right 2-“big shock” J_r^2 . Before interacting with J_r^2 , however, J_ℓ^3 can interact with 1- and 3-shocks and with 2-shocks different than J_ℓ^2 and J_r^2 . The interaction with a 3-shock increases the strength of J_ℓ^3 because the shock merges with J_ℓ^3 . The interaction with a 1-shock does not affect the strength of J_ℓ^3 . We are left to consider the interactions with 2-shocks different than J_ℓ^2 and J_r^2 . We recall that 2-shocks are only generated at $t = 0$ and that, owing to Lemma 5.4, all the 2-shocks generated at $t = 0$ in \mathfrak{R}_ℓ^2 and \mathfrak{R}_r^2 have merged by the time $t = 3/2$ to generate J_ℓ^2 and J_r^2 , respectively. Hence, what we are left to consider are

the interactions of J_ℓ^3 with the 2-shocks that are not generated at $t = 0$ in $\mathfrak{R}_\ell^2 \cup \mathfrak{R}_r^2$. Note that all these 2-shocks belong to group B . We recall (5.20b) and the interaction estimate (7.31) in [8, p.133] and we infer that after the interaction with all these 2-shocks the strength of J_ℓ^3 is at least

$$(5.46) \quad \frac{\omega\sqrt{\varepsilon}}{8} - \mathcal{O}(1)\frac{\omega\sqrt{\varepsilon}}{8} \sum_{i_B \in B} \mathcal{V}_{i_B} \geq \frac{\omega\sqrt{\varepsilon}}{8} - \mathcal{O}(1)\omega^2\varepsilon^{3/2} \geq \frac{\omega\sqrt{\varepsilon}}{16}.$$

Owing to Lemma 3.1, when J_ℓ^3 interacts with J_r^2 , then a 1-shock is created: by combining (5.46) with the fact that the strength of J_r^2 is $\mathcal{O}(1)\omega$, we get that the strength of this 1-shock is at least $\mathcal{O}(1)\sqrt{\varepsilon}\omega^2/16$. Also, this 1-shock moves towards J_ℓ^2 , but before reaching J_ℓ^2 may interact with 1-, 2- and 3-shocks. By arguing as before, we infer that when it reaches J_ℓ^2 its strength is at least $\mathcal{O}(1)\sqrt{\varepsilon}\omega^2/32$. When this 1-shock interacts with J_ℓ^2 , a 3-shock with strength at least $\mathcal{O}(1)\sqrt{\varepsilon}\omega^3/32$ is created. We repeat this argument as long as the strength of the reflected 1- or 3-shock j satisfies (5.45), namely we can repeat it a number n_θ of times, where n_θ satisfies

$$\mathcal{O}(1)\sqrt{\varepsilon}\omega \left(\frac{\omega}{2}\right)^{n_\theta} \geq \theta,$$

This implies (5.44). We are left to justify the fact that we used the accurate and not the simplified Riemann solver. Note that, owing to the inequality $\theta \geq \mu_\nu/\omega^2$ and since the strengths $\mathcal{V}_{J_r^2}$ of J_r^2 and $\mathcal{V}_{J_\ell^2}$ of J_ℓ^2 are equal to $\mathcal{O}(1)\omega$, if (5.45) holds then

$$\mathcal{V}_j \cdot \max \{ \mathcal{V}_{J_r^2}, \mathcal{V}_{J_\ell^2} \} \geq \mathcal{O}(1)\theta\omega \geq \mathcal{O}(1)\frac{\mu_\nu}{\omega} \geq \mu_\nu$$

provided that ω is sufficiently small. This implies that we must use the accurate and not the simplified Riemann solver and it concludes the proof of Lemma 5.5. \square

5.7.3. The limit solution has infinitely many shocks. We are eventually ready to conclude the proof of Proposition 4.4. First, we rely on the analysis in [8, Chapter 7] and we conclude that when $\nu \rightarrow 0^+$ the wave front-tracking approximation $U^\nu(t, \cdot)$ converges strongly in $L_{\text{loc}}^1(\mathbb{R})$ to a limit function $U(t, \cdot)$ for every $t > 0$. Also, the function U is the admissible solution of the Cauchy problem obtained by coupling (2.6) with the initial datum $U(0, \cdot) = U_0$.

We are left to prove that U admits infinitely many shocks in $] -\rho, \rho[\times]0, 2\tilde{T}[$. We rely on Lemma 5.5 and on fine properties of the wave front-tracking approximation established in [10] (see also [8, §10.3] for an introductory exposition).

More precisely, we firstly point out that the function n_θ defined as in (5.44) satisfies

$$(5.47) \quad \lim_{\theta \rightarrow 0^+} n_\theta = +\infty$$

since $\omega < 1$. Next, we refer to the definition of *maximal θ -shock front* given in [8, p.219]: loosely speaking, a maximal θ -shock front is a polygonal line made by consecutive shocks of the same family where the strength of each shock is greater or equal than $\theta/2$ and there is at least one shock having strength greater or equal than θ .

Also, we consider the ‘‘big’’ 2-shocks J_ℓ^2 and J_r^2 given by the statement of Lemma 5.4. We term (t_ν^*, x_ν^*) their intersection point and we remark that by construction $x_\nu^* \in [-2q, 2q]$. Note that by looking at the proof of Lemma 5.5 we realize that, if $\theta > \mu_\nu/\omega^2$, then there are at least n_θ shocks with strength bigger or equal than θ and that cross the part of the plane between J_ℓ^2 and J_r^2 , namely they intersect the vertical line $x = x_\nu^*$ at some time $t < t_\nu^*$.

We now argue inductively as follows. We fix a threshold $\theta_1 > 0$ such that $n_{\theta_1} \geq 1$, namely there is at least one shock j_ν^1 such that the strength of j_ν^1 is at a some point greater or equal than θ_1 . In particular, j_ν^1 is a maximal θ_1 -shock front.

Next, we fix θ_2 such that $n_{\theta_2} - n_{\theta_1/2} > 1$: this implies that, for very ν sufficiently small, U^ν has at least a shock j_ν^2 satisfying

$$(5.48) \quad \theta_2 \leq \text{strenght } j_\nu^2 < \frac{\theta_1}{2}.$$

By arguing as in [8, p. 220] we infer that when $\nu \rightarrow 0^+$ the shock curves j_ν^1 and j_ν^2 converge uniformly (up to subsequences) to two shocks of the limit function U : we term them j_∞^1 and j_∞^2 . Also, the value x_ν^* converges (up to subsequences) to some limit value x^* . Note that the limit shocks j_∞^1 and j_∞^2 both intersect the vertical line $x = x^*$ and, moreover, the strength of j_∞^1 is greater or equal than θ_1 and the strength of j_∞^2 is comprised between θ_2 and $\theta_1/2$. This implies that j_∞^1 and j_∞^2 are two distinct shock curves and, hence, the limit solution has at least 2 shocks with strength greater or equal than θ_2 .

Owing to (5.47), we can iterate the above argument: for every natural number k , there is $\theta_k > 0$ such that the limit U has at least k distinct shocks with strength greater or equal than θ_k . This implies that U has infinitely many shocks and concludes the proof of Proposition 4.4.

5.8. Proof of Theorem 1.2. This paragraph aims at establishing the proof of Theorem 1.2. Before entering the technical details, we make some preliminary heuristic considerations. To establish Theorem 1.2 we need to construct a set $\mathfrak{B} \subseteq \mathcal{S}(\mathbb{R})$ that satisfies condition ii) and iii) in the statement of the theorem. Proposition 4.4 states that, if \tilde{U} is the same as in (4.19), then the admissible solution of the Cauchy problem with initial datum \tilde{U} develops infinitely many shocks and this behavior is stable with respect to $W^{1\infty}$ -perturbations. Note, however, that both \tilde{U} and its $W^{1\infty}$ -perturbations have discontinuous first order derivatives and hence they do not belong to $\mathcal{S}(\mathbb{R})$. To construct \mathfrak{B} , we mollify \tilde{U} to obtain a smooth function and we consider $W^{1\infty}$ -perturbations of the mollified function.

We now provide the technical details: we first introduce the notation. We fix a convolution kernel ϕ , namely a smooth function

$$(5.49) \quad \phi : \mathbb{R} \rightarrow [0, +\infty[, \quad \int_{\mathbb{R}} \phi(x) dx = 1, \quad \phi(x) = 0 \text{ if } |x| \geq 1.$$

We fix $\varsigma > 0$ and we define the mollified function $\tilde{U}_\varsigma : \mathbb{R} \rightarrow \mathbb{R}^3$ by setting

$$(5.50) \quad \tilde{U}_\varsigma(x) := \int_{-1}^1 \tilde{U}(x + \varsigma z) \phi(z) dz,$$

where \tilde{U} is the same function as in (4.19). Note that $\tilde{U}_\varsigma \in \mathcal{S}(\mathbb{R})$ since

- \tilde{U}_ς is compactly supported because so it is \tilde{U} .
- \tilde{U}_ς is smooth by the classical properties of convolution.

Theorem 1.2 is a direct corollary of the following result.

Proposition 5.6. *There is a sufficiently small constant $\varepsilon > 0$ such that the following holds. Assume that $q = 20$ and that $\delta, \zeta_w, \zeta_c, \eta, \omega, r$ and ρ are as in the statement of Proposition 4.4. Assume furthermore that $\varsigma < \varepsilon^2 \eta \zeta_c$. Let \tilde{U}_ς be the same function as in (5.50) and set*

$$(5.51) \quad \mathfrak{B} := \mathcal{S}(\mathbb{R}) \cap \left\{ U_0 \in W^{1\infty}(\mathbb{R}) : \|U_0 - \tilde{U}_\varsigma\|_{W^{1\infty}} < r \right\}.$$

Then condition *i*), *ii*) and *iii*) in the statement of Theorem 1.2 are satisfied.

The proof of Proposition 5.6 is divided into two parts: in § 5.8.1 we establish a technical lemma which loosely speaking says that Lemma 3.5 applies to the Riemann problems obtained from the piecewise constant approximation of $U_0 \in \mathfrak{B}$. In § 5.8.2 we conclude the proof of Proposition 5.6 and hence of Theorem 1.2.

5.8.1. *Analysis of the Riemann problems arising at initial time.* This paragraph is devoted to the proof of Lemma 5.7.

We assume that the hypotheses of Proposition 5.6 are satisfied and we recall that the set \mathfrak{B} is defined as in (5.51). We also recall the mesh definition in § 5.3.1: we fix $\nu > 0$, $h_\nu > 0$ and $x_0^\nu < x_1^\nu < \dots < x_{m_\nu}^\nu$ in $] -\rho, \rho[$ in such a way that (5.13a) holds.

Lemma 5.7. *Assume that the same hypotheses as in the statement of Proposition 5.6 hold true. Fix $x_i^\nu \in] -\rho + \varepsilon, \rho - \varepsilon[$ and set*

$$(5.52) \quad U^- := \lim_{x \uparrow x_i^\nu} U_0^\nu(x) = U_0(x_{i-1}^\nu), \quad U^+ := \lim_{x \downarrow x_i^\nu} U_0^\nu(x) = U_0(x_i^\nu)$$

and

$$V^-(z) := V(x_{i-1}^\nu + \varsigma z),$$

where V is the same function as in (4.17). Also, let Ψ be the same function as in (4.18) and consider the functions $\tilde{b}, \tilde{\xi}_1, \tilde{\xi}_2, \tilde{\xi}_3 : [-1, 1] \rightarrow \mathbb{R}$ which are defined for every $z \in [-1, 1]$ by the equalities

$$(5.53) \quad \begin{aligned} -\tilde{b}(z)\tilde{r}_{1I} - \tilde{b}(z)\tilde{r}_{2I} + \tilde{b}(z)\tilde{r}_{3I} &= \Psi(x_i^\nu + \varsigma z) - \Psi(x_{i-1}^\nu + \varsigma z) \\ V(x_i^\nu + \varsigma z) &= D_3 \left[\tilde{\xi}_3(z), D_2 \left[-\tilde{\xi}_2(z), D_1 \left[-\tilde{\xi}_1(z), V^-(z) \right] \right] \right]. \end{aligned}$$

Finally, let ϕ be the same function as in (5.49) and \mathbf{m} the \mathcal{L}^1 -absolutely continuous measure defined by setting

$$(5.54) \quad \mathbf{m}(E) := \int_E \phi(x) dx \quad \text{for every } \mathcal{L}^1\text{-measurable set } E.$$

Then all the hypotheses of the Lemma 3.5 are satisfied provided that ν is small enough.

Observe that (5.49) and (5.54) yield that the measure \mathbf{m} is concentrated on $[-1, 1]$. The function \tilde{b} is therefore defined for \mathbf{m} -a.e. $z \in \mathbb{R}$, even if the function Ψ is only defined in $] -\rho, \rho[$.

Proof. We proceed according to the following steps.

○ STEP 1: we establish (3.30). We first point out that, by combining (5.10), (5.49) and (5.50), we can conclude that the following estimate holds for every $x \in \mathbb{R}$:

$$|\tilde{U}_\varsigma(x) - U_I| = \left| \tilde{U}_\varsigma(x) - U_I \int_{\mathbb{R}} \phi(z) dz \right| = \left| \int_{\mathbb{R}} [\tilde{U}(x + \varsigma z) - U_I] \phi(z) dz \right| \leq \mathcal{O}(1)\varepsilon^3.$$

This implies that, if $U_0 \in \mathfrak{B}$, then, since $r < \varepsilon^3$ owing to (4.20c), we have

$$|U_0(x) - U_I| \leq |U_0(x) - \tilde{U}_\varsigma(x)| + |\tilde{U}_\varsigma(x) - U_I| \leq r + \mathcal{O}(1)\varepsilon^3 \leq \varepsilon,$$

namely (3.30) holds true.

○ STEP 2: we establish the first inequality in (3.31a). We fix $z \in [-1, 1]$ and we first point out that, owing to the explicit expression (4.18) of Ψ , we have

$$(5.55) \quad \tilde{b}(z) \geq \min\{\zeta_c, \zeta_w\} \cdot (x_i^\nu - x_{i-1}^\nu) = \zeta_c \cdot (x_i^\nu - x_{i-1}^\nu) > 0$$

owing to (4.20). Also, for every $z \in [-1, 1]$, we have that, owing to (5.13a),

$$\tilde{b}(z) \leq (x_i - x_{i-1})\zeta_w \leq h_\nu \zeta_w \leq \varepsilon$$

provided that ν is sufficiently small because $h_\nu \rightarrow 0^+$ when $\nu \rightarrow 0^+$. This concludes the proof of the first inequality in (3.31a).

○ STEP 3: we establish the second inequality in (3.31a). We combine the explicit expression (4.17) of V with the inequality $|V'| \leq \mathcal{O}(1)\eta^{-1}$ (see § 5.2) and we obtain that

$$0 \leq \tilde{\xi}_i(z) \leq \mathcal{O}(1)(x_i^\nu - x_{i-1}^\nu)\eta^{-1} \leq \mathcal{O}(1)\eta^{-1}h_\nu, \quad \text{for } i = 1, 2, 3 \text{ and } z \in [-1, 1]$$

and this, jointly with (5.13a) and (5.55), implies the second inequality in (3.31a) provided that ν is sufficiently small.

○ STEP 4: we establish (3.31d). We first point out that, owing to (4.19) and (5.53),

$$\begin{aligned} \tilde{U}(x_i^\nu + \varsigma z) - \tilde{U}(x_{i-1}^\nu + \varsigma z) &= [V(x_i^\nu + \varsigma z) - V(x_{i-1}^\nu + \varsigma z)] + [\Psi(x_i^\nu + \varsigma z) - \Psi(x_{i-1}^\nu + \varsigma z)] \\ &= -\tilde{b}(z)\vec{r}_{1I} - \tilde{b}(z)\vec{r}_{2I} + \tilde{b}(z)\vec{r}_{3I} \\ &\quad + D_3 \left[\tilde{\xi}_3(z), D_2 \left[-\tilde{\xi}_2(z), D_1 \left[-\tilde{\xi}_1(z), V^-(z) \right] \right] \right] - V^-(z) \end{aligned}$$

By integrating the above equality with respect to the measure \mathbf{m} and by recalling (3.31c) and (5.50) we conclude that

$$(5.56) \quad \begin{aligned} \tilde{U}_\varsigma(x_i^\nu) - \tilde{U}_\varsigma(x_{i-1}^\nu) &= -b\vec{r}_{1I} - b\vec{r}_{2I} + b\vec{r}_{3I} \\ &\quad + \int_{\mathbb{R}} \left\{ D_3 \left[\tilde{\xi}_3(z), D_2 \left[-\tilde{\xi}_2(z), D_1 \left[-\tilde{\xi}_1(z), V^-(z) \right] \right] \right] - V^-(z) \right\} d\mathbf{m}(z). \end{aligned}$$

Next, we recall (5.52) and we infer that

$$(5.57) \quad U^+ - U^- = U_0(x_{i-1}^\nu) - U_0(x_i^\nu) = \tilde{U}_\varsigma(x_{i-1}^\nu) - \tilde{U}_\varsigma(x_i^\nu) - \tilde{U}_\varsigma(x_{i-1}^\nu) + U_0(x_{i-1}^\nu) - U_0(x_i^\nu) + \tilde{U}_\varsigma(x_i^\nu).$$

Owing to (5.51), if $U_0 \in \mathfrak{B}$, then

$$\left| U_0(x_{i-1}^\nu) - \tilde{U}_\varsigma(x_{i-1}^\nu) - [U_0(x_i^\nu) - \tilde{U}_\varsigma(x_i^\nu)] \right| \leq r(x_i^\nu - x_{i-1}^\nu).$$

By recalling (5.57) with (5.51) and (5.56) we conclude that, if $U_0 \in \mathfrak{B}$, then

$$\begin{aligned} \left| U^+ - U^- + b\vec{r}_{1I} + b\vec{r}_{2I} - b\vec{r}_{3I} - \int_{\mathbb{R}} \left\{ D_3 \left[\tilde{\xi}_3(z), D_2 \left[-\tilde{\xi}_2(z), D_1 \left[-\tilde{\xi}_1(z), V^-(z) \right] \right] \right] - V_\varsigma^-(z) \right\} d\mathbf{m}(z) \right| \\ \leq r(x_i^\nu - x_{i-1}^\nu) \leq \frac{1}{4}\zeta_c(x_i^\nu - x_{i-1}^\nu) \leq \frac{b}{4}. \end{aligned}$$

To achieve the last two equalities we have used (4.20) and (5.55). This establishes (3.31d).

○ STEP 5: we establish (3.31b). We first recall that the first derivative of V satisfies $|V'| \leq \mathcal{O}(1)\eta^{-1}$ and we infer that the same bound holds for $|\tilde{U}'|$. By recalling (5.50), (5.49) and the inequality $\varsigma < \varepsilon^2\eta\zeta_c$ we conclude that

$$\begin{aligned} |\tilde{U}(x_{i-1}^\nu) - \tilde{U}_\varsigma(x_{i-1}^\nu)| &= \left| \int_{-1}^1 [U(x_{i-1}^\nu) - U(x_{i-1}^\nu + \varsigma z)] \phi(z) dz \right| \\ &\leq \int_{-1}^1 \mathcal{O}(1)\eta^{-1}\varsigma\phi(z) dz \leq \mathcal{O}(1)\varepsilon^2\zeta_c. \end{aligned}$$

By using again the inequality $|V'| \leq \mathcal{O}(1)\eta^{-1}$, we infer that, for every $U_0 \in \mathfrak{B}$ and every z such that $|z| \leq 1$ we have

$$(5.58) \quad \begin{aligned} |V^-(z) - U^-| &\leq |V(x'_{i-1} + \varsigma z) - V(x'_{i-1})| + |V(x'_{i-1}) - \tilde{U}(x'_{i-1})| \\ &\quad + |\tilde{U}(x'_{i-1}) - \tilde{U}_\varsigma(x'_{i-1})| + |\tilde{U}_\varsigma(x'_{i-1}) - U_0(x'_{i-1})| \\ &\leq \mathcal{O}(1)\eta^{-1}\varsigma|z| + \mathcal{O}(1)\varepsilon\zeta_w\eta + \mathcal{O}(1)\varepsilon^2\zeta_c + r \leq \mathcal{O}(1)\varepsilon^2\eta. \end{aligned}$$

To establish the last inequality we have used (4.20), (5.14) and the inequality $\varsigma < \varepsilon^2\eta\zeta_c$. Next, we recall the explicit expression (4.17) of V and (5.53) and we conclude that

$$(5.59) \quad 0 \leq \xi_1(z) + \xi_2(z) + \xi_3(z) \leq \mathcal{O}(1)\eta^{-1}\mathcal{L}^1\left([x'_{i-1} + \varsigma z, x'_i + \varsigma z] \cap \mathfrak{R}_w\right).$$

By using the explicit expression (4.18) of Ψ we infer that, for every z such that $|z| \leq 1$,

$$\begin{aligned} b(z) &= \zeta_c \mathcal{L}^1\left([x'_{i-1} + \varsigma z, x'_i + \varsigma z] \cap \mathfrak{R}_c\right) + \zeta_w \mathcal{L}^1\left([x'_{i-1} + \varsigma z, x'_i + \varsigma z] \cap \mathfrak{R}_w\right) \\ &\geq \zeta_w \mathcal{L}^1\left([x'_{i-1} + \varsigma z, x'_i + \varsigma z] \cap \mathfrak{R}_w\right). \end{aligned}$$

By combining the above formula with (5.58) and (5.59) we eventually arrive at (3.31b). This concludes the proof of the lemma. \square

5.8.2. *Proof of Proposition 5.6: conclusion.* In this paragraph we complete the proof of Proposition 5.6, which has Theorem 1.2 as a direct corollary.

We consider the Baiti-Jenssen system (2.6) and the set \mathfrak{B} defined as in (5.51). We have to show that conditions i), ii) and iii) in the statement of Theorem 1.2 are satisfied. Condition i) is satisfied owing to the considerations in § 2.2.1. Condition ii) is satisfied: indeed

- \mathfrak{B} is nonempty since it contains U_ς , because $U_\varsigma \in \mathcal{S}(\mathbb{R})$. Also,
- \mathfrak{B} is open in the topology of $\mathcal{S}(\mathbb{R})$, which is stronger than the strong $W^{1,\infty}$ topology.

We are left to show that condition iii) is also satisfied. The reason why condition iii) is satisfied is because the proof Proposition 4.4 continues to work if we replace the function \tilde{U} with the function \tilde{U}_ς , provided that $\varsigma < \varepsilon^2\eta\zeta_c$. To see this, we first fix $U_0 \in \mathfrak{B}$ and we introduce its wave front-tracking approximation by arguing as in § 5.3.1. Next, we point out that, owing to Lemma 5.7, we can apply Lemma 3.5. This implies that the same conclusions as at the end of § 5.3.2 and § 5.3.3 hold true. This in turn implies that all the analysis in § 5.4-§ 5.7 applies. We can infer that Proposition 4.4 holds true if we replace \tilde{U} with \tilde{U}_ς and hence we conclude the proof of Proposition 5.6 and Theorem 1.2.

NOTATION

General mathematical symbols

\mathcal{L}^N : the Lebesgue measure on \mathbb{R}^N

$\mathcal{O}(1)$: any function satisfying $0 < c \leq \mathcal{O}(1) \leq C$ for suitable constants $c, C > 0$. The precise value of C and c can vary from line to line

$\mathcal{S}(\mathbb{R})$: the Schwartz space of rapidly decreasing functions, endowed with the standard topology (see for instance [23, p.133] for the precise definition)

$\|\cdot\|_{W^{1,\infty}}$: the standard norm in the Sobolev space $W^{1,\infty}$

TotVar U : the total variation of the function $U : \mathbb{R} \rightarrow \mathbb{R}^N$, see [3, § 3.2] for the precise definition

$\vec{z}_1 \cdot \vec{z}_2$: the Euclidian scalar product between the vectors $\vec{z}_1, \vec{z}_2 \in \mathbb{R}^N$

$D_i[\sigma, \bar{U}]$: the i -wave fan curve through \bar{U}	See (2.1)
F' : the first derivative of the differentiable function $F : \mathbb{R} \rightarrow \mathbb{R}^N$	
$F(x^\pm)$: the left and right limit of the function F at x (whenever they exist)	
$R_i[s, \bar{U}]$: the i -rarefaction curve through \bar{U}	See (2.2)
$S_i[s, \bar{U}]$: the i -shock curve through \bar{U}	See § 2.1
$W^{1,\infty}$: the space of Lipschitz continuous functions	
a.e. (t, x) : for \mathcal{L}^2 -almost every (t, x)	
a.e. x : for \mathcal{L}^1 -almost every x	

Symbols introduced in the present paper

δ : a strictly positive parameter	See (4.16), (4.20a)
η : the perturbation parameter in the flux function F_η	See (2.3), (4.20b)
$\lambda_i(U)$: the i -th eigenvalue of the Jacobian matrix JF_η	See (2.7)
\mathbf{q}, \mathbf{p} : strictly positive parameters	See (4.16), (4.20a)
$\mathfrak{A}_\ell, \dots, \mathfrak{A}_r$: open subsets of \mathbb{R}	See (4.15)
μ_ν : the threshold for using the accurate Riemann solver	See § 2.1
ν, h_ν : parameter and mesh size for the wave front-tracking approximation	See § 5.3.1
ω : a strictly positive parameter	See (4.4), (4.20b)
Ψ : the function $\Psi : \mathbb{R} \rightarrow \mathbb{R}^3$	See §§ 4.3.2, 4.3.3
ρ : the strictly positive parameter in (4.20e)	See § 4.3.3, Remark 5.1
$\underline{U}', \underline{U}'', \underline{U}^*$ and \underline{U}^{**} : fixed states in \mathbb{R}^3	See (4.13)
\mathcal{V}_i : the strength of a shock i	See Page 6
ε : a strictly positive, sufficiently small parameter	See Proposition (4.4)
$\vec{r}_i(U)$: the i -th right eigenvector of the Jacobian matrix JF_η	See § 2.2.2
\tilde{T} : the strictly positive interaction time	See (4.3), (4.20d)
$\tilde{U}, \tilde{U}_\zeta$: the function $\tilde{U} : \mathbb{R} \rightarrow \mathbb{R}^3$ and its mollification	See § 4.3.3, (5.50), (5.51)
ζ_c : a strictly positive parameter	See (4.18), (4.20c), (5.1a)
ζ_w : a strictly positive parameter	See (4.18), (4.20a), (5.1a)
q : a strictly positive parameter that we fix equal to 20	See Lemma 4.1, Remark 5.1
r : a strictly positive parameter	See (4.20c), (5.1), (4.21)
u, w, v : the first, second and third component of the vector-valued function U	See § 2.2.1
U^ν : wave front-tracking approximation of the admissible solution U	See § 2.1
U_0^ν : wave front-tracking approximation of the initial datum U_0	See § 2.1
V : the Lipschitz continuous function $V : \mathbb{R} \rightarrow \mathbb{R}^3$	See (4.17)
W : the piecewise constant function $W : \mathbb{R} \rightarrow \mathbb{R}^3$	See (4.1)
x_i^ν : mesh points for the wave front-tracking approximation	See (5.13a)

Acknowledgments. This work was originated by a question posed by Tai Ping Liu, whom the authors wish to thank. Part of this work was done when the first author was affiliated to the University of Oxford, which she thanks for the stimulating scientific environment. The second author thanks the University of Oxford for supporting her visits, during which part of this work was done. Both authors are members of the Gruppo Nazionale per l'Analisi Matematica, la Probabilità e le loro Applicazioni (GNAMPA) of the Istituto Nazionale di Alta Matematica (INdAM) and

are supported by the PRIN national project “Nonlinear Hyperbolic Partial Differential Equations, Dispersive and Transport Equations: theoretical and applicative aspects”.

REFERENCES

- [1] Adimurthi, Shyam Sundar Ghoshal, and G. D. Veerappa Gowda. Structure of entropy solutions to scalar conservation laws with strictly convex flux. *J. Hyperbolic Differ. Equ.*, 9(4):571–611, 2012.
- [2] Luigi Ambrosio and Camillo De Lellis. A note on admissible solutions of 1D scalar conservation laws and 2D Hamilton-Jacobi equations. *J. Hyperbolic Differ. Equ.*, 1(4):813–826, 2004.
- [3] Luigi Ambrosio, Nicola Fusco, and Diego Pallara. *Functions of bounded variation and free discontinuity problems*. Oxford Mathematical Monographs. The Clarendon Press, Oxford University Press, New York, 2000.
- [4] Fabio Ancona and Khai T. Nguyen. *In preparation*.
- [5] Paolo Baiti and Helge Kristian Jenssen. Blowup in L^∞ for a class of genuinely nonlinear hyperbolic systems of conservation laws. *Discrete Contin. Dynam. Systems*, 7(4):837–853, 2001.
- [6] Stefano Bianchini and Alberto Bressan. Vanishing viscosity solutions of nonlinear hyperbolic systems. *Ann. of Math. (2)*, 161(1):223–342, 2005.
- [7] Stefano Bianchini and Laura Caravenna. SBV regularity for genuinely nonlinear, strictly hyperbolic systems of conservation laws in one space dimension. *Comm. Math. Phys.*, 313(1):1–33, 2012.
- [8] Alberto Bressan. *Hyperbolic systems of conservation laws. The one-dimensional Cauchy problem*, volume 20 of *Oxford Lecture Series in Mathematics and its Applications*. Oxford University Press, Oxford, 2000.
- [9] Alberto Bressan and Rinaldo M. Colombo. Decay of positive waves in nonlinear systems of conservation laws. *Ann. Scuola Norm. Sup. Pisa Cl. Sci. (4)*, 26(1):133–160, 1998.
- [10] Alberto Bressan and Philippe G. LeFloch. Structural stability and regularity of entropy solutions to hyperbolic systems of conservation laws. *Indiana Univ. Math. J.*, 48(1):43–84, 1999.
- [11] Laura Caravenna and Laura V. Spinolo. New interaction estimates for the Baiti-Jenssen system. *Preprint, available on arXiv*.
- [12] Constantine M. Dafermos. Regularity and large time behaviour of solutions of a conservation law without convexity. *Proc. Roy. Soc. Edinburgh Sect. A*, 99(3-4):201–239, 1985.
- [13] Constantine M. Dafermos. Wave fans are special. *Acta Math. Appl. Sin. Engl. Ser.*, 24(3):369–374, 2008.
- [14] Constantine M. Dafermos. *Hyperbolic conservation laws in continuum physics*, volume 325 of *Grundlehren der Mathematischen Wissenschaften [Fundamental Principles of Mathematical Sciences]*. Springer-Verlag, Berlin, third edition, 2010.
- [15] James Glimm. Solutions in the large for nonlinear hyperbolic systems of equations. *Comm. Pure Appl. Math.*, 18:697–715, 1965.
- [16] James Glimm and Peter D. Lax. *Decay of solutions of systems of nonlinear hyperbolic conservation laws*. Memoirs of the American Mathematical Society, No. 101. American Mathematical Society, Providence, R.I., 1970.
- [17] Jonathan Goodman and Zhou Ping Xin. Viscous limits for piecewise smooth solutions to systems of conservation laws. *Arch. Rational Mech. Anal.*, 121(3):235–265, 1992.
- [18] Helge Holden and Nils Henrik Risebro. *Front tracking for hyperbolic conservation laws*, volume 152 of *Applied Mathematical Sciences*. Springer-Verlag, New York, 2002.
- [19] S. N. Kružkov. First order quasilinear equations with several independent variables. *Mat. Sb. (N.S.)*, 81(123):228–255, 1970.
- [20] P. D. Lax. Hyperbolic systems of conservation laws. II. *Comm. Pure Appl. Math.*, 10:537–566, 1957.
- [21] Tai Ping Liu. Decay to N -waves of solutions of general systems of nonlinear hyperbolic conservation laws. *Comm. Pure Appl. Math.*, 30(5):586–611, 1977.
- [22] O. A. Oleĭnik. Discontinuous solutions of non-linear differential equations. *Uspehi Mat. Nauk (N.S.)*, 12(3(75)):3–73, 1957.
- [23] Michael Reed and Barry Simon. *Methods of modern mathematical physics. I. Functional analysis*. Academic Press, New York-London, 1972.
- [24] David G. Schaeffer. A regularity theorem for conservation laws. *Advances in Math.*, 11:368–386, 1973.
- [25] Denis Serre. *Systems of conservation laws. 1*. Cambridge University Press, Cambridge, 1999. Hyperbolicity, entropies, shock waves, Translated from the 1996 French original by I. N. Sneddon.

- [26] Eitan Tadmor and Tamir Tassa. On the piecewise smoothness of entropy solutions to scalar conservation laws. *Comm. Partial Differential Equations*, 18(9-10):1631–1652, 1993.
- [27] Tao Tang, Jinghua Wang, and Yinchuan Zhao. On the piecewise smoothness of entropy solutions to scalar conservation laws for a larger class of initial data. *J. Hyperbolic Differ. Equ.*, 4(3):369–389, 2007.

L.C. DIPARTIMENTO DI MATEMATICA, UNIVERSITÀ DEGLI STUDI DI PADOVA, VIA TRIESTE 63, 35121 PADOVA, ITALY

E-mail address: `caravenna@math.unipd.it`

L.V.S. IMATI-CNR, VIA FERRATA 1, I-27100 PAVIA, ITALY.

E-mail address: `spinolo@imati.cnr.it`