

Hugo Folonier · Sylvio Ferraz-Mello · Konstantin V.
Kholshchevnikov

The flattenings of the layers of rotating planets and satellites deformed by a tidal potential

the date of receipt and acceptance should be inserted later

Abstract We consider the Clairaut theory of the equilibrium ellipsoidal figures for differentiated non-homogeneous bodies in non-synchronous rotation (Tisserand, *Mécanique Céleste*, t.II, Chap. 13 and 14) adding to it a tidal deformation due to the presence of an external gravitational force. We assume that the body is a fluid formed by n homogeneous layers of ellipsoidal shape and we calculate the external polar flattenings ϵ_k , μ_k and the mean radius R_k of each layer, or, equivalently, their semiaxes a_k , b_k and c_k . To first order in the flattenings, the general solution can be written as $\epsilon_k = \mathcal{H}_k \epsilon_h$ and $\mu_k = \mathcal{H}_k \mu_h$, where \mathcal{H}_k is a characteristic coefficient for each layer which only depends on the internal structure of the body and ϵ_h , μ_h are the flattenings of the equivalent homogeneous problem. For the continuous case, we study the Clairaut differential equation for the flattening profile, using the Radau transformation to find the boundary conditions when the tidal potential is added. Finally, the theory is applied to several examples: i) a body composed of two homogeneous layers; ii) bodies with simple polynomial density distribution laws and iii) bodies following a polytropic pressure-density law.

Keywords Polar flattenings · Tidal potential · Rotation · Differentiated bodies · Clairaut equation · Ellipsoidal figure of equilibrium · Exoplanets · Polytropes

1 Introduction

Several theories of tidal evolution, since the theory developed by Darwin in the XIX century (Darwin, 1880), are based on the figure of equilibrium of an inviscid tidally deformed body (see e.g. Ferraz-Mello et al., 2008; Ferraz-Mello, 2013). The addition of the viscosity to the model is done at a later stage, but the way it is introduced is not unique and can vary when different tidal theories are considered. Frequently, the adopted figure is a Jeans prolate spheroid or, if the rotation is important, a Roche triaxial ellipsoid (Chandrasekhar 1969). It is worth recalling that ellipsoidal figures, are excellent first approximations, but not exact figures of equilibrium (Poincaré, 1902; Lyapunov, 1925, 1927). Besides, Maclaurin, Jacobi, Roche and Jeans ellipsoids are valid only for homogeneous bodies. Real celestial objects, however, are quite far from being homogeneous. This causes significant deviations which need to be taken into account in the astronomical applications.

The non-homogeneous problem, when we only consider the deformation by rotation, has been extensively studied. The problem of one body formed by n rotating homogeneous spheroidal layers

H. A. Folonier and S. Ferraz-Mello
Instituto de Astronomia Geofísica e Ciências Atmosféricas, Universidade de São Paulo, Brasil
E-mail: folonier@usp.br and E-mail: sylvio@iag.usp.br

K.V. Kholshchevnikov
St. Petersburg University, Main (Pulkovo) Astronomical Observatory RAS, St. Petersburg, Russia
E-mail: kvk@astro.spbu.ru

as well as its extension to the continuous case was studied by Clairaut (1743) (revisited by Tisserand (1891) and Wavre (1932)). Their works were based on the hypotheses of small deformations (linear theory for the polar flattenings) and constant angular velocity inside the body. The general case of homogeneous layers rotating with different angular velocities (non-linear theory) was studied by Montalvo et al. (1983) and Esteban and Vazquez (2001) (see Borisov et al. 2009 for a more detailed review), and was generalized to the continuous inviscid case by Bizyaev et al. (2014).

The case of uniformly rotating layers was studied by several authors. Kong et al. (2010) discussed the particular case of a body formed by two homogeneous layers with same angular velocity. Hubbard (2013), with a recursive numerical form of the potential of a N-layers rotating planet, in hydrostatic equilibrium, showed a solution for the spheroidal shapes of the interfaces of the layers.

When the tidal forces acting on the body are taken into account along with the rotation, the literature is much less extensive. Usually the spin-orbit synchronism is assumed, so that the rotating body solution can be used (e.g. Van Hoolst et al. (2008)). Tricarico (2014), assuming synchronism, found a recursive analytical solution for the shape of a body formed by an arbitrary number of layers. For this, he developed the potentials of homogeneous ellipsoids in terms of the polar and equatorial shape eccentricities. However, the results do not include tidally deformed bodies whose rotation is non-synchronous, as, for instance, the Earth, solar type stars hosting close-in planets and hot Jupiters in highly eccentric orbits.

In this work, we generalize the linear Clairaut theory, adding a tidal potential due to the presence of an external body, *without the synchronism hypothesis*. The layout of the paper is as follows: In Section 2 we present the $2n$ classical equations of equilibrium. The resolution of the system of equilibrium equations is shown in Section 3. In Section 4, we study the Clairaut's equation for the continuous problem and its solution. In Section 5 we calculate the potential at a point in the space due to the deformed body and we calculate a generalized Love number for the differentiated non-homogeneous bodies. In Section 6, we apply the theory to a body composed of two homogeneous layers, while bodies with continuous density laws are studied in Section 7. Finally, in the Section 8 we present the conclusions.

2 Equilibrium equation of a fluid in rotation

We consider a rotating inviscid fluid of mass m_T and a mass point M orbiting at a distance r from the center of the primary in a plane perpendicular to the rotation axis. We assume that the fluid is composed of n homogeneous layers of density ρ_k ($k = 1, \dots, n$), that each layer has an ellipsoidal shape with external semiaxes a_k , b_k and c_k along the coordinate axes, and angular velocity Ω . We define the mean radius of each layer as $R_k = \sqrt[3]{a_k b_k c_k}$. We choose a reference system such that $\mathbf{r} = r\hat{x}$ and $\Omega = \Omega\hat{z}$ where \hat{x} , \hat{z} are unit vectors along the axes x , z (Figure 1).

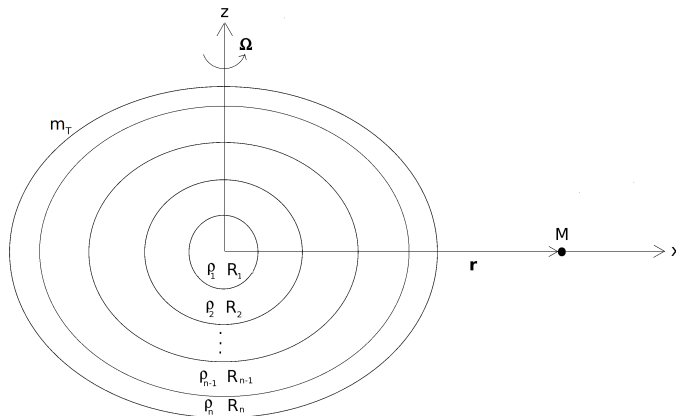


Fig. 1 Body of mass m_T formed of n homogeneous layers of density ρ_k and mean radius R_k rotating with angular velocity $\Omega = \Omega\hat{z}$ and a point mass M orbiting at a distance r from its center in a plane perpendicular to the rotation axis.

Now, if we consider one point on the surface of the ℓ -th layer, with position vector $\mathbf{x}_\ell = \xi_\ell \hat{x} + \eta_\ell \hat{y} + \zeta_\ell \hat{z}$ and velocity is $\mathbf{v}_\ell = \boldsymbol{\Omega} \times \mathbf{x}_\ell$, we can use the same equation used in the study of equilibrium ellipsoids (see Tisserand, 1891, Chap. 8 and 13; Jeans, 1929, Sec. 215-216; Jardetzky, 1958; Chandrasekhar, 1969), which expresses the fact that the total force acting on a point of its surface must be perpendicular to the surface

$$\nabla_\ell \Phi_\ell \propto \nabla_\ell V_G + \boldsymbol{\Omega} \times (\boldsymbol{\Omega} \times \mathbf{x}_\ell) \quad (1)$$

where

$$\Phi_\ell(\xi_\ell, \eta_\ell, \zeta_\ell) = \frac{\xi_\ell^2}{a_\ell^2} + \frac{\eta_\ell^2}{b_\ell^2} + \frac{\zeta_\ell^2}{c_\ell^2} - 1 = 0 \quad (2)$$

is the equation of the surface of the ellipsoid, V_G is the potential of the gravitational forces at \mathbf{x}_ℓ and the last term corresponds to the centripetal acceleration. The use of the above equilibrium equation in a case where the tidal force field is changing because of the external body needs a justification. Eqn. (1) means that no change in the shape of the body occurs because of internal forces; the shape will change, but only because of the relative change of the position of the external body.

Hence, we obtain the equilibrium equations

$$\begin{aligned} \Omega^2 &= \frac{1}{\xi_\ell} \frac{\partial V_G}{\partial \xi_\ell} - \frac{\alpha_\ell}{\zeta_\ell} \frac{\partial V_G}{\partial \zeta_\ell} \\ \Omega^2 &= \frac{1}{\eta_\ell} \frac{\partial V_G}{\partial \eta_\ell} - \frac{\beta_\ell}{\zeta_\ell} \frac{\partial V_G}{\partial \zeta_\ell}, \end{aligned} \quad (3)$$

where

$$\alpha_\ell = \frac{c_\ell^2}{a_\ell^2} < 1, \quad \beta_\ell = \frac{c_\ell^2}{b_\ell^2} < 1. \quad (4)$$

The problem of finding the equilibrium figure (i.e. the values of the semiaxes a_k , b_k and c_k) is equivalent to finding the $2n$ external polar flattenings

$$\begin{aligned} \epsilon_k &= \frac{a_k - c_k}{a_k} \approx \frac{1 - \alpha_k}{2} \\ \mu_k &= \frac{b_k - c_k}{b_k} \approx \frac{1 - \beta_k}{2} \end{aligned} \quad (5)$$

for each layer. For this, we will use the $2n$ equilibrium equations (3).

The gravitational potential can be written as the sum of the potential due to the mass M and the sum of the potentials of each layer. It can also be written as the sum of the potentials of n superposed homogeneous ellipsoids, with semiaxes a_k , b_k and c_k and densities

$$\sigma_k = \rho_k - \rho_{k+1}, \quad (6)$$

with $\rho_{n+1} = 0$. The mass of each partial ellipsoid is

$$m_k = \frac{4\pi}{3} \sigma_k R_k^3. \quad (7)$$

If we call V_k the potential of each ellipsoid, the total potential is

$$V_G = V_{tid} + \sum_{k=1}^n V_k. \quad (8)$$

As the equilibrium equations (3) are linear in V , we can write

$$\Omega^2 = \chi_\ell^{(i)}(V_{tid}) + \sum_{k=1}^n \chi_\ell^{(i)}(V_k), \quad (9)$$

where $\chi_\ell^{(1)}$ and $\chi_\ell^{(2)}$ are the operators

$$\begin{aligned} \chi_\ell^{(1)} &= \frac{1}{\xi_\ell} \frac{\partial}{\partial \xi_\ell} - \frac{\alpha_\ell}{\zeta_\ell} \frac{\partial}{\partial \zeta_\ell} \\ \chi_\ell^{(2)} &= \frac{1}{\eta_\ell} \frac{\partial}{\partial \eta_\ell} - \frac{\beta_\ell}{\zeta_\ell} \frac{\partial}{\partial \zeta_\ell}. \end{aligned} \quad (10)$$

3 Flattenings of the layers

The next step is to calculate the contribution of each potential to the equilibrium equations (9). If we consider the contributions to the potentials due to the inner and outer layers on the ℓ -th layer, we obtain the equations

$$\begin{aligned}\Omega^2 &= -\frac{3GM}{r^3} + \sum_{k=1}^{\ell-1} \frac{Gm_k}{R_\ell^3} \left[2\epsilon_\ell - \frac{6\epsilon_k}{5} \left(\frac{R_k}{R_\ell} \right)^2 \right] + \frac{Gm_\ell}{R_\ell^3} \frac{4\epsilon_\ell}{5} + \sum_{k=\ell+1}^n \frac{Gm_k}{R_k^3} \left[2\epsilon_\ell - \frac{6\epsilon_k}{5} \right] \\ \Omega^2 &= \sum_{k=1}^{\ell-1} \frac{Gm_k}{R_\ell^3} \left[2\mu_\ell - \frac{6\mu_k}{5} \left(\frac{R_k}{R_\ell} \right)^2 \right] + \frac{Gm_\ell}{R_\ell^3} \frac{4\mu_\ell}{5} + \sum_{k=\ell+1}^n \frac{Gm_k}{R_k^3} \left[2\mu_\ell - \frac{6\mu_k}{5} \right],\end{aligned}\quad (11)$$

(see Appendix A in the Online Supplement), which can be solved with respect to the ℓ -th layer flattenings, giving

$$\begin{aligned}\gamma_\ell \epsilon_\ell &= (\epsilon_J + \epsilon_M) \left(\frac{R_\ell}{R_n} \right)^3 + \sum_{k=1}^{\ell-1} \alpha_{\ell k} \epsilon_k + \sum_{k=\ell+1}^n \beta_{\ell k} \epsilon_k \\ \gamma_\ell \mu_\ell &= \epsilon_M \left(\frac{R_\ell}{R_n} \right)^3 + \sum_{k=1}^{\ell-1} \alpha_{\ell k} \mu_k + \sum_{k=\ell+1}^n \beta_{\ell k} \mu_k,\end{aligned}\quad (12)$$

where ϵ_M and ϵ_J are the flattenings of the equivalent MacLaurin and Jeans homogeneous spheroids:

$$\epsilon_M = \frac{5R_n^3 \Omega^2}{4m_T G} \quad \epsilon_J = \frac{15MR_n^3}{4m_T r^3},\quad (13)$$

where m_T is the mass of the body.

These flattenings are obtained as solutions of the rotational and tidal problem, respectively, when the deformed body is a homogeneous spheroid with the same mass m_T and mean radius R_n as the considered body (see online Appendix B). The coefficients $\alpha_{\ell k}$, $\beta_{\ell k}$ and γ_ℓ are

$$\begin{aligned}\alpha_{\ell k} &= \frac{3m_k}{2m_T} \left(\frac{R_k}{R_\ell} \right)^2 \\ \beta_{\ell k} &= \frac{3m_k}{2m_T} \left(\frac{R_\ell}{R_k} \right)^3 \\ \gamma_\ell &= 1 + \frac{3(m_T - m_\ell)}{2m_T} - \sum_{k=\ell+1}^n \frac{5m_k}{2m_T} \frac{(R_k^3 - R_\ell^3)}{R_k^3}.\end{aligned}\quad (14)$$

If we divide the equations for ϵ_ℓ by $\epsilon_J + \epsilon_M$ and divide the equations for μ_ℓ by ϵ_M , we obtain the same equation for the two polar flattenings:

$$\gamma_\ell \mathcal{H}_\ell = \left(\frac{R_\ell}{R_n} \right)^3 + \sum_{k=1}^{\ell-1} \alpha_{\ell k} \mathcal{H}_k + \sum_{k=\ell+1}^n \beta_{\ell k} \mathcal{H}_k,\quad (15)$$

where

$$\mathcal{H}_j \stackrel{\text{def}}{=} \frac{\epsilon_j}{\epsilon_J + \epsilon_M} = \frac{\mu_j}{\epsilon_M} \quad (j = 1, \dots, n).\quad (16)$$

It is worth emphasizing that these equations naturally associate the flattening of the homogeneous MacLaurin spheroid with the polar flattenings μ_k calculated using the minor semi-axis of the tidally deformed equator. This is so because the tide also acts shortening the polar axis. While the flattenings ϵ_k increase because of the tide, the flattenings μ_k remain the same as in absence of tide. Therefore, the tide increases the mean polar flattening of the layers. The 3 axes of the layer are $a_j = R_j [1 + \mathcal{H}_j (\epsilon_M + 2\epsilon_J) / 3]$; $b_j = R_j [1 + \mathcal{H}_j (\epsilon_M - \epsilon_J) / 3]$; $c_j = R_j [1 + \mathcal{H}_j (-2\epsilon_M - \epsilon_J) / 3]$.

It is important to note that if the orbital motion is synchronous with the rotation, in which case $\epsilon_J = 3\epsilon_M$, the system (12) is completely equivalent to that found by Tricarico (2014), where the square of the polar and equatorial “eccentricities” used there are related to the polar flattenings through $e_{pi}^2 \approx 2\epsilon_i$ and $e_{qi}^2 \approx 2\epsilon_i - 2\mu_i$.

The calculations done are valid only for small flattenings, i.e. they assume that the perturbation due to the tide and the rotation are small enough so as not to deform too much the body (in the second order, the figure ceases to be an ellipsoid).

4 Extension to the continuous case

In order to extend to the continuous case (following Tisserand, 1891, Chap. 14¹), we assume that the number of layers tends to infinity so that the increments $\Delta R_k = R_k - R_{k-1}$ are infinitesimal quantities. When $\Delta R_k \rightarrow 0$, the equation (15) becomes

$$\frac{5x^2}{3}f(x)\mathcal{H}(x) = \frac{2f_n}{3}x^5 + \int_{z=0}^{z=x} \widehat{\rho}(z)d(z^5\mathcal{H}(z)) + x^5 \int_{z=x}^{z=1} \widehat{\rho}(z)d\mathcal{H}(z), \quad (17)$$

where $x = R/R_n$ is the normalized mean radius ($x(0) = 0$ in the center and $x(R_n) = 1$ on the surface), $\widehat{\rho}(x) = \rho(R)/\rho_0$ is the normalized density (ρ_0 is the density in the center, therefore $\widehat{\rho}(0) = 1$) and the function $f(x)$ is

$$f(x) = 3 \int_0^x \widehat{\rho}(z)z^2 dz, \quad (18)$$

with $f(0) = 0$ and $f(1) = f_n$.

Deriving (17) with respect to x , we have

$$\frac{2f(x)}{3x^3}\mathcal{H}(x) + \frac{f(x)}{3x^2}\mathcal{H}'(x) = \frac{2f_n}{3} + \int_{z=x}^{z=1} \widehat{\rho}(z)d\mathcal{H}(z), \quad (19)$$

and deriving once more we obtain the differential equation for the flattening profile

$$\mathcal{H}''(x) + \frac{6\widehat{\rho}(x)x^2}{f(x)}\mathcal{H}'(x) + \left(\frac{6\widehat{\rho}(x)x}{f(x)} - \frac{6}{x^2} \right) \mathcal{H}(x) = 0. \quad (20)$$

It is a homogeneous linear differential equation of second order with non constant coefficients and it turns out to be the same for both flattenings. It is the same expression found by Clairaut (Jeffreys, 1953).

The Eq. (17) allows us to calculate easily the limits \mathcal{H}_n that the proportionality parameter \mathcal{H} can take at the surface. In the homogeneous case $\widehat{\rho}(x) = 1$, the integrals can be calculated trivially. At the surface $x = 1$, we obtain $\mathcal{H}_n = 1$. In the non-homogeneous case, if the density is a non-increasing function ($\frac{d\widehat{\rho}}{dx} \leq 0$), we have, at the surface

$$\begin{aligned} \mathcal{H}_n &= \frac{2}{5} + \frac{3}{5f_n} \int_{z=0}^{z=1} \widehat{\rho}(z)d(z^5\mathcal{H}(z)) \\ &= \frac{2}{5} + \frac{3}{5f_n} \left[\widehat{\rho}_n \mathcal{H}_n - \int_{z=0}^{z=1} z^5 \mathcal{H}(z) d\widehat{\rho}(z) \right] \geq \frac{2}{5}. \end{aligned} \quad (21)$$

Then, under the assumption of equilibrium, a non-homogeneous body will have flattenings on the surface with values between 0.4 and 1 times the values they would have if the body was homogeneous.

¹ see Appendix C in the Online Supplement for more details.

4.1 Boundary conditions. Radau transformation

The differential equation (20) requires two boundary conditions to be solved. However, before attempting to find these boundary conditions, we will show two relationships that will prove useful later. The first relationship is obtained from equation (19), where at $x = 1$ we have

$$\mathcal{H}'_n = 2(1 - \mathcal{H}_n). \quad (22)$$

The second relationship is obtained from the differential equation (20) by just multiplying it by $f(x)/x^2$ and evaluating the resulting equation in the neighborhood of $x = 0$ (Note that $f(x) \sim x^3 + 3(d\hat{\rho}/dx)_0 x^4/4$ and $\hat{\rho}(x) \sim 1 + (d\hat{\rho}/dx)_0 x$). It is

$$\mathcal{H}'_0 = -\frac{d\hat{\rho}_0}{dx} \frac{\mathcal{H}_0}{4}, \quad (23)$$

where $\frac{d\hat{\rho}_0}{dx}$ is the derivative of the density at $x = 0$.

In practical applications (see Section 6), it is convenient to introduce the Radau transformation

$$\eta(x) = \frac{x\mathcal{H}'(x)}{\mathcal{H}(x)}, \quad (24)$$

and rewritten Clairaut's equation as the Ricatti differential equation

$$\eta' + \frac{\eta^2}{x} + \left[q(x) + \frac{5}{x} \right] \eta + q(x) = 0, \quad (25)$$

where

$$q(x) \stackrel{\text{def}}{=} \frac{6}{x} \left(\frac{\hat{\rho}(x)x^3}{f(x)} - 1 \right). \quad (26)$$

In the new variables the boundary condition is

$$\eta(x=0) = 0. \quad (27)$$

The variable η is sometimes referred to as *Radau's parameter* (Bullen, 1975). Defining $\eta(x=1) = \eta_n$ and using the relationship (22) and the transformation (24), the boundary conditions of (20) are

$$\mathcal{H}_n = \frac{2}{2 + \eta_n} \quad \mathcal{H}'_n = \frac{2\eta_n}{2 + \eta_n}. \quad (28)$$

As a result of this relationship, if considering that $0.4 < \mathcal{H}_n < 1$, we recover the classical result $0 < \eta_n < 3$ (Tisserand, 1891).

Finally, it should be noted that once $\eta(x)$ is found, we may find the profile flattening from equation (24), whose solution is

$$\mathcal{H}(x) = \mathcal{H}_n e^{\int_1^x \eta(z)/z \, dz}. \quad (29)$$

5 Potential of the tidally deformed body

The contribution of the k -th ellipsoid to the potential at an external point $\mathbf{x} = x\hat{x} + y\hat{y} + z\hat{z}$ is given by

$$\delta V_2^{(k)} = -\frac{Gm_k R_k^2 \epsilon_k}{5r^{*3}} (3 \cos^2 \Psi_1 - 1) - \frac{Gm_k R_k^2 \mu_k}{5r^{*3}} (3 \cos^2 \Psi_2 - 1), \quad (30)$$

where $r^* = |\mathbf{x}|$ and Ψ_1 and Ψ_2 are the angles between the direction of the point where the potential is taken and the coordinate axes x and y respectively.² The total potential is the sum of the potentials of all ellipsoids:

$$V = -\frac{Gm_T}{r^*} - \frac{2k_f Gm_T R_n^2 \epsilon_h}{15r^{*3}} (3 \cos^2 \Psi_1 - 1) - \frac{2k_f Gm_T R_n^2 \mu_h}{15r^{*3}} (3 \cos^2 \Psi_2 - 1) \quad (31)$$

² For the details of the calculation of δV_2^k , see Eq. (A.13) in Appendix A.1 (in the Online Supplement).

where ϵ_h , μ_h are the flattenings of the equivalent homogeneous ellipsoid and the constant k_f is often called fluid Love number (Munk and MacDonald, 1960; Correia and Rodríguez, 2013). For a non-homogeneous body, we find

$$k_f \stackrel{\text{def}}{=} \frac{3}{2} \frac{\sum_{k=1}^n m_k R_k^2 \mathcal{H}_k}{m_T R_n^2}, \quad (32)$$

or using the continuous model,

$$k_f = \frac{3}{2f_n} \int_{z=0}^{z=1} \hat{\rho}(z) d(z^5 \mathcal{H}(z)). \quad (33)$$

Using the integral form of Clairaut's equation (19) to evaluate the integral, we have

$$k_f = \frac{5}{2} \mathcal{H}_n - 1, \quad (34)$$

which shows the link of the fluid Love number with the coefficient \mathcal{H}_n . This relationship is based on the fact that both constants depend solely on the internal structure, characterizing the inhomogeneity of the body. In the homogeneous case $\mathcal{H}_n = 1$ thus recovering the classical result $k_f = 1.5$.

6 Two-layer Core-Shell model

In this section we consider the simple case of a body formed of two homogeneous layers: a core with density ρ_1 and mean outer radius R_1 , and a shell with density $\rho_2 = \lambda \rho_1$ (with $\lambda < 1$) and mean outer radius R_2 (Fig. 2). The densities of the superposed ellipsoids are

$$\begin{aligned} \sigma_1 &= \rho_1(1 - \lambda) \\ \sigma_2 &= \rho_1 \lambda, \end{aligned} \quad (35)$$

and their masses are

$$\begin{aligned} m_1 &= \frac{4\pi}{3} \rho_1 R_2^3 (1 - \lambda) \xi^3 \\ m_2 &= \frac{4\pi}{3} \rho_1 R_2^3 \lambda, \end{aligned} \quad (36)$$

where $\xi = R_1/R_2$. The total mass is

$$m_T = \frac{4\pi}{3} \rho_1 R_2^3 [\lambda + (1 - \lambda) \xi^3]. \quad (37)$$

The polar flattenings are such that

$$\begin{aligned} \gamma_1 \mathcal{H}_1 &= \frac{R_1^3}{R_2^3} + \beta_{12} \mathcal{H}_2 \\ \gamma_2 \mathcal{H}_2 &= 1 + \alpha_{21} \mathcal{H}_1, \end{aligned} \quad (38)$$

(see Eq. (15)), where the coefficients are given by Eqs. (14)

$$\begin{aligned} \alpha_{21} &= \frac{3m_1}{2m_T} \left(\frac{R_1}{R_2} \right)^2 = \frac{3(1 - \lambda) \xi^5}{2\lambda + 2(1 - \lambda) \xi^3} \\ \beta_{12} &= \frac{3m_2}{2m_T} \left(\frac{R_1}{R_2} \right)^3 = \frac{3\lambda \xi^3}{2\lambda + 2(1 - \lambda) \xi^3} \\ \gamma_1 &= 1 + \frac{3(m_T - m_1)}{2m_T} - \frac{5m_2}{2m_T} \frac{R_2^3 - R_1^3}{R_2^3} = \frac{(2 + 3\lambda) \xi^3}{2\lambda + 2(1 - \lambda) \xi^3} \\ \gamma_2 &= 1 + \frac{3(m_T - m_2)}{2m_T} = \frac{2\lambda + 5(1 - \lambda) \xi^3}{2\lambda + 2(1 - \lambda) \xi^3}. \end{aligned} \quad (39)$$

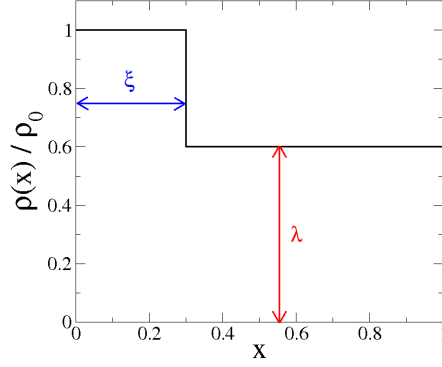


Fig. 2 Density profile of a body formed by two homogeneous layers. ξ is the mean outer radius of the core relative to the mean outer radius of the shell R_2 . λ is the shell density relative to the core density ρ_1 .

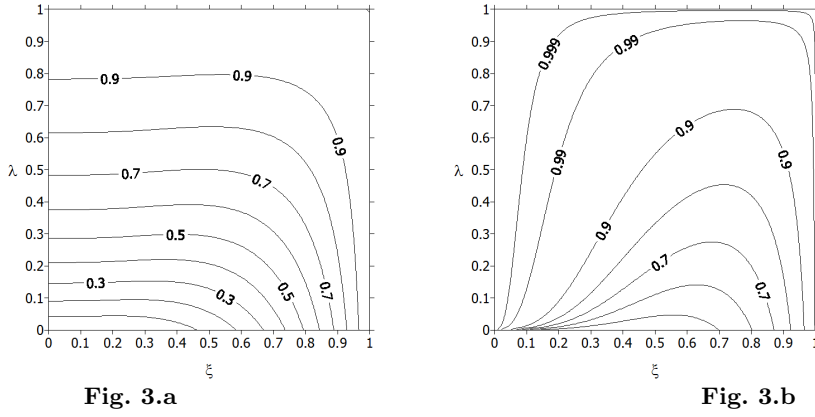


Fig. 3 Possible values of \mathcal{H}_1 (core) and \mathcal{H}_2 (shell) as functions of the core size ξ and of the relative density of the shell λ .

Hence

$$\mathcal{H}_1 = \frac{10(\lambda + (1 - \lambda)\xi^3)^2}{(2 + 3\lambda)(2\lambda + 5(1 - \lambda)\xi^3) - 9\lambda(1 - \lambda)\xi^5}$$

$$\mathcal{H}_2 = \frac{2(\lambda + (1 - \lambda)\xi^3)(2 + 3\lambda + 3(1 - \lambda)\xi^5)}{(2 + 3\lambda)(2\lambda + 5(1 - \lambda)\xi^3) - 9\lambda(1 - \lambda)\xi^5}. \quad (40)$$

Fig. (3) shows the results obtained for the constants \mathcal{H}_1 and \mathcal{H}_2 . We see that:

- If $\lambda = 1$ or $\xi = 1$ the constants are $\mathcal{H}_1 = \mathcal{H}_2$ solutions for a homogeneous body.
- When the core is denser than the mantle, $\mathcal{H}_2 \geq \mathcal{H}_1$ and the flattenings of the nucleus are smaller than the flattenings of the surface (where $\epsilon_1 = H_1(\epsilon_J + \epsilon_M) \leq \epsilon_2 = H_2(\epsilon_J + \epsilon_M)$ and $\mu_1 = H_1\epsilon_M \leq \mu_2 = H_2\epsilon_M$).
- Since $\mathcal{H}_2 \leq 1$, the maximum surface flattening is given by the homogeneous solution. In presence of a core, the surface is always less flattened than it is in the homogeneous case.
- While \mathcal{H}_1 may take all possible values between 0 and 1, \mathcal{H}_2 is always larger than the critical limit 0.4, corresponding to the degenerate limit case in which the whole mass would tend to concentrate in the center and would be surrounded by a zero-density shell (case of Huygens-Roche). Therefore the flattenings of the outer surface can never be less than 40% of the homogeneous reference values. This is the same result given by Eq. (21) for the continuous case.

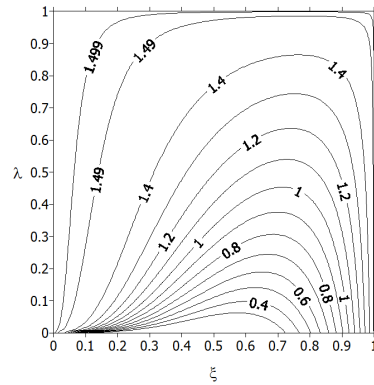


Fig. 4 Possible values of k_f as functions of the core size ξ and of relative density of the shell λ .

6.1 Fluid Love number

Using equation (34), together with the expression for \mathcal{H}_2 (Eqn. 40), the expression of the fluid Love number k_f is

$$k_f = \frac{5(\lambda + (1 - \lambda)\xi^3)(2 + 3\lambda + 3(1 - \lambda)\xi^5)}{(2 + 3\lambda)(2\lambda + 5(1 - \lambda)\xi^3) - 9\lambda(1 - \lambda)\xi^5} - 1. \quad (41)$$

Figure (4) shows the possible value of k_f as a function of the core size ξ and of the relative density of the shell λ . If we obtain k_f , for example by determining \mathcal{H}_n by direct observation of the surface flattenings, then equation (41) defines a continuous curve of possible values for the size of the nucleus ξ and the relative density of the shell λ under the hypothesis of two homogeneous layers. Moreover, as can be seen in this figure, it allows us to predict a maximum value for these physical parameters.

7 Application to different density distribution laws

In this section, we present some applications of the theory developed in this paper to bodies with continuous density distributions. For this we use two examples of density distributions: polynomial and polytropic density laws.

In both cases the Clairaut's equation is solved numerically after introduction of the variable defined by the Eq. (24). The flattening profile $\mathcal{H}(x)$ and the Love number are then obtained through the inverse transformation.

7.1 Polynomial density functions

We consider initially a simple polynomial density law:

$$\tilde{\rho}(x) = 1 - x^\alpha, \quad (42)$$

where $\alpha > 0$. Figure (5.a) shows the density functions for $\alpha = 0.1, 1, 2, 10$ and 100 as functions of the normalized mean radius x .

The resulting flattening profiles $\mathcal{H}(x)$ are shown in Figure (5.b). In all cases, the flattening profile $\mathcal{H}(x)$ is an increasing monotonic function and for all x , the values of $\mathcal{H}(x)$ increase when the power α increases.

Note that, as discussed in Section 3, the value of \mathcal{H}_n is always greater than the limit value 0.4 and less than 1. Particularly \mathcal{H}_n tends to 0.570 when α tends to 0 and \mathcal{H}_n tends to 1 when α tends to ∞ (homogeneous case). The fluid Love number increases from 0.424 (when α tends to 0) to 1.5 (when α tends to ∞). These results can be seen in Figure (6), where we also show the values of

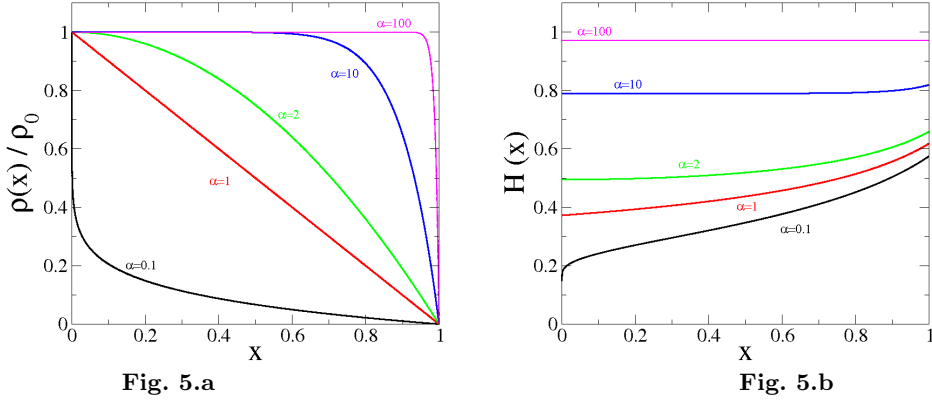


Fig. 5 (a): Density profiles for polynomial density distributions with different values of α . **(b):** Flattening profile $\mathcal{H}(x)$ for the same density laws. $\alpha = 0.1$ (black), $\alpha = 1$ (red), $\alpha = 2$ (green), $\alpha = 10$ (blue) and $\alpha = 100$ (magenta).

the flattening factor \mathcal{H}_n at the surface and the dimensionless moment of inertia $C/m_T R_n^2$. This last parameter increases from 0.24 (when α tends to 0) to 0.4 (when α tends to ∞)³.

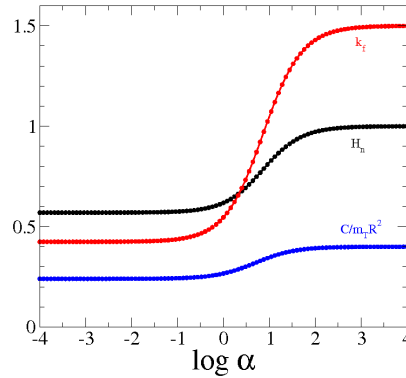


Fig. 6 Values of \mathcal{H}_n (black), k_f (red) and $C/m_T R_n^2$ (blue) for different values of the exponent of the polynomial density law.

7.2 Polytropics pressure-density laws

We may consider a self-gravitating body in hydrostatic equilibrium with a more general polytropic pressure-density law:

$$P = K\rho^{1+\frac{1}{n}}, \quad (43)$$

where P is the pressure, n is the polytropic index and K is constant. The differential equation for the density is then given by the *Lane-Emden equation* (Chandrasekhar, 1939)

$$\frac{1}{\xi^2} \frac{d}{d\xi} \left(x^2 \frac{d\theta}{d\xi} \right) + \theta^n = 0, \quad (44)$$

³ An elementary calculation allows one to find the relationship $\frac{C}{m_T R^2} \approx \frac{2}{3} \frac{\int_0^1 \hat{\rho} z^4 dz}{\int_0^1 \hat{\rho} z^2 dz} = \frac{2}{5} \times \frac{3+\alpha}{5+\alpha}$.

where $\hat{\rho} = \theta^n$ and $R = \alpha\xi$ with $\alpha^2 = (n+1)K\rho_0^{\frac{1}{n}-1}/4\pi G$. The standard boundary conditions are $\theta(0) = 1$ and $\theta'(0) = 0$. If $0 \leq n < 5$ the solution $\theta(\xi)$ decreases monotonically and has a zero at a finite value $\xi = \xi_1$. This radius corresponds to the surface of the body where $P = \rho = 0$.

It is worth mentioning that several real cases exist that correspond to polytropes. For example, when convection is established in the interior of a star the resulting configuration is a polytrope; when the gas is degenerate, the corresponding equations of state have the same form as the polytropic equation of state, etc. (see Collins, 1989). We also mention recent results by Leconte et al. (2011) showing that the density profile of hot Jupiters is well approximated by a polytrope.

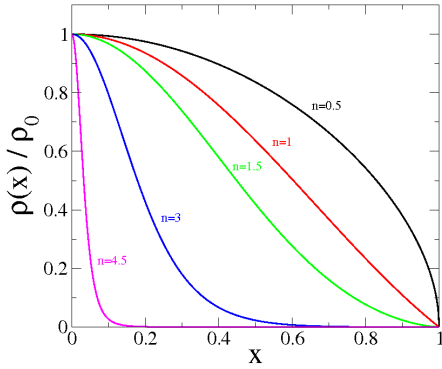


Fig. 7.a

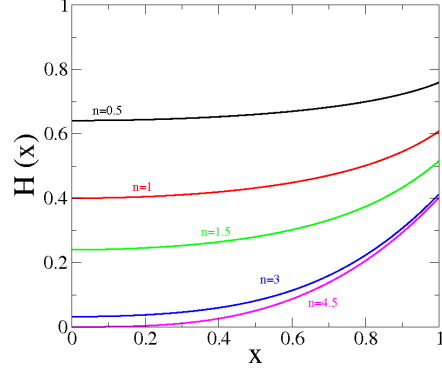


Fig. 7.b

Fig. 7 (a): Density profiles for different values of the polytropic index. **(b):** Flattening profile $\mathcal{H}(x)$ for these density laws. $n = 0.5$ (black), $n = 1$ (red), $n = 1.5$ (green), $n = 3$ (blue) and $n = 4.5$ (magenta).

Figure (7.a) shows the density functions for $n = 0.5, 1.0, 1.5, 3.0$ and 4.5 as functions of the normalized mean radius $x = R/\alpha\xi_1$ obtained from the integration of the Lane-Emden equation.

The resulting flattening profiles $\mathcal{H}(x)$ are shown in Figure (7.b). In all cases, the flattening profile $\mathcal{H}(x)$ is an increasing monotonic function and for all x , the values of $\mathcal{H}(x)$ decrease when the polytropic index n increases.

As mentioned previously, the value of \mathcal{H}_n is always greater than the limit value 0.4. Particularly $\mathcal{H}_n \rightarrow 0.4$ when $n \rightarrow 5$. The fluid Love number decreases from 1.5 for $n = 0$ (constant density) to 0 when n tends to the limit $n = 5$. These results can be seen in Figure (8), where we also show the values of the flattening factor \mathcal{H}_n and the dimensionless moment of inertia $C/m_T R_n^2$ for values of n below the limit $n = 5$. The adimensional moment of inertia decreases from 0.4 (when $n = 0$) and tends to 0 when $n \rightarrow 5$.

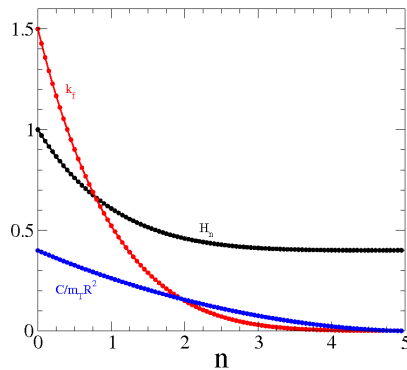


Fig. 8 Values of \mathcal{H}_n (black), k_f (red) and $C/m_T R_n^2$ (blue) for different polytropic indices $n < 5$.

8 Conclusions

In this paper, we have extended the classical results on non-homogeneous rotating figures of equilibrium to the case in which the body is also under the action of a tidal potential due to the presence of an external body, without the restrictive hypothesis of spin-orbit synchronization. The only assumptions in this paper are a body formed by n homogeneous ellipsoidal layers in equilibrium and small enough tidal and rotational deformations with symmetry axes perpendicular to each other (remember that, in the second order, the figure ceases to be an ellipsoid). We have calculated the $2n$ equilibrium equations for small flattenings and we have found that the two polar flattenings ϵ_k and μ_k are linearly related, both being proportional to the homogeneous reference values with a factor of proportionality \mathcal{H}_k which is the same in both cases. The deformations propagate towards the interior of the body in the same way depending, in the first approximation, only on the density profile; it does not depend on the origin of the two considered deformations. Then the problem of finding the $2n$ flattenings, correspond to finding the n coefficients \mathcal{H}_k with n equilibrium equations. An important consequence of this approach is that the flattening profile \mathcal{H}_k is the same no matter if the rotation of the body is synchronous or non-synchronous and the results for \mathcal{H}_k are the same found by Tricarico (2014).

We have also studied the continuous case as the limit for a very large number of layers of infinitesimal thickness, which leads to the Clairaut's differential equation for the function $\mathcal{H}(x)$ (i.e. the same equation for both flattenings). This result was expected because the coefficients of the Clairaut equation only depend on the internal distribution of matter $\rho(x)$. Therefore, the differential equation that generates the functional form of the profile flattening $\mathcal{H}(x)$ does not change when we change the nature of the deformation, provided that it is small. For densities decreasing monotonically with the radius, we have found that, at the surface, \mathcal{H}_n takes values larger than 0.4 (see Eq. (21)) and takes the limit value 1 in the homogeneous case. This means that the surface flattenings of a differentiated body are always smaller than the flattening of the corresponding homogeneous ellipsoids, but always larger than 40% of it.

The results were applied to several examples. In the case of a body composed of two homogeneous layers the following results were obtained:

- In a realistic case where the core is denser than the shell, the flattening of the nucleus is smaller than the flattening of the surface. This is a result classically known to Tisserand (1891) and discussed in recent papers by Zharkhov and Trubitsyn (1978), Hubbard (2013), Tricarico (2014).
- In the presence of a core, the surface is always less flattened than the homogeneous reference flattening, but larger than 40% of the latter value.
- The fluid Love number $k_f < 1.5$, define a continuous curve of possible values for the size of the nucleus ξ and the relative density of the shell λ and predicts their maximum value.

Finally, we studied bodies with different continuous density laws, first for some simple polynomial functions and then for polytropic profiles. The following results were obtained:

- In all cases, the function $\mathcal{H}(x)$ is an increasing monotonic function.
- For all x , the values of $\mathcal{H}(x)$ increase from 0.530 to 1 when the power α increases from 0 to ∞ , in contrast with the polytropic densities, in which the values of $\mathcal{H}(x)$ decrease from 1 to 0.4 when the polytropic index n increases from 0 to the limit case $n = 5$.
- The fluid Love number k_f varies between 0.326 and 1.5 in the same range of the power α for polynomial densities. For the polytropic laws, the fluid Love number k_f varies between from 1.5 to 0 when the polytropic index n increases.
- For polynomial laws, the values of $C/m_T R^2$ increases from 0.24 to 0.4 when the power α increases and for the polytropic laws, the values of $C/m_T R^2$ decreases from 0.4 to 0 when the polytropic index n increases.

Acknowledgements The authors wish to thank one anonymous referee for comments and suggestions that helped to improve the manuscript. This investigation was supported by CNPq, grants 141684/2013-5 and 306146/2010-0, and by St. Petersburg University, grant 6.37.341.2015.

References

1. Bizyaev, I.A., Borisov, A.V. and Mamaev, I.S.: 2014, “Figures of equilibrium of an inhomogeneous self-gravitating fluid.” *Nelineinaya Dinamika*. **10**, 73100. (In Russian)
2. Borisov, A.V., Mamaev, I.S. and Kilin, A.A.: 2009, “The Hamiltonian dynamics of self-gravitating liquid and gas ellipsoids.” *Regul. Chaotic Dyn.* **14**, 179-217.
3. Bullen, K.E.: 1975, “The Earth’s density”, (Chapman and Hall, London).
4. Chandrasekhar, S.: 1969, “Ellipsoidal Figures of Equilibrium”, (Yale Univ. Press, New Haven).
5. Clairaut, A.C.: 1743, “Théorie de la Figure de la Terre, Tirée des Principes de l’Hydrostatique”, (Paris Courcier, Paris).
6. Collins, G.W.: 1989, “The fundamentals of stellar astrophysics ”, (W.H. Freeman and Co., New York)
7. Correia, A. and Rodríguez, A.: 2013, “On the equilibrium figure of close-in planets and satellites.” *Astrophys. J.* **767**, 128-132.
8. Darwin, G.H.: 1880, “On the secular change in the elements of the orbit of a satellite revolving about a tidally distorted planet.” *Philos. Trans.* **171**, 713-891. (repr. *Scientific Papers*, Cambridge, Vol. II, 1908)
9. Esteban, E.P. and Vazquez, S.: 2001, “Rotating stratified heterogeneous oblate spheroid in newtonian physics.” *Celest. Mech. Dyn. Astron.* **81**, 299-312.
10. Ferraz-Mello, S., Rodríguez, A. and Hussmann, H.: 2008, “Tidal friction in close-in satellites and exoplanets. The Darwin theory re-visited.” *Celest. Mech. Dyn. Astron.* **101**, 171-201. Errata: **104**, 319-320.
11. Ferraz-Mello, S.: 2013, “Tidal synchronization of close-in satellites and exoplanets. A rheophysical approach.” *Celest. Mech. Dyn. Astron.* **116**, 109-140.
12. Gavrilov, S.V., Zharkov, V.N. and Leontev, V.V.: 1976, “Influence of tides on the gravitational field of Jupiter.” *Soviet Astronomy*, **19**, 618-621.
13. Hubbard, W.B.: 2013, “Concentric Maclaurin spheroid models of rotating liquid planets.” *Astrophys. J.* **768**, 43.
14. Jardetzky, W.S.: 1958, “Theories of Figures of Celestial Bodies”, (Interscience Publ. New York; repr. Dover, Mineola, NY, 2005).
15. Jeans, J.: 1929, “Astronomy and Cosmogony” (Cambridge Univ. Press, Cambridge; repr. Dover, New York, 1961)
16. Jeffreys, H.S.: 1953, “The figures of rotating planets.” *Mon. Not. R. astr. Soc.* **113**, 97.
17. Kong, D., Zhang, K. and Schubert, G.: 2010, “Shapes of two-layer models of rotating planets.” *J. Geophys. Res.* **115**, 12003.
18. Leconte, J., Lai, D. and Chabrier, G.: 2011, “Distorted, non-spherical transiting planets: impact on the transit depth and on the radius determination.” *Astronomy & Astrophysics* **528**, A41. Erratum: *Astronomy & Astrophysics*, **536**, C1.
19. Lyapounov, A.: “Sur certaines séries de figures d’équilibre d’un liquide hétérogène en rotation.” *Acad. Sci. URSS*, Part I, 1925 and Part II 1927.
20. Montalvo, D., Martínez, F.J. and Cisneros, J.: 1983, “On equilibrium figures of ideal fluids in the form of confocal spheroids rotating with common and different angular velocities.” *Rev. Mexicana Astron. Astrof.* **5**, 293-300.
21. Munk, W.H. and MacDonald, G.J.F.: 1960, “The Rotation of the Earth: A Geophysical Discussion”, (Cambridge Univ. Press, Cambridge, 1960).
22. Poincaré, H.: 1902, “Figures d’équilibre d’une masse fluide ” (Leçons professées à la Sorbonne en 1900) *Paris, Gauthier-Villars*.
23. Tisserand, F.: 1891, “Traité de Mécanique Céleste”, Tome II, (Gauthier-Villars, Paris).
24. Tricarico, P.: 2014, “Multi-layer hydrostatic equilibrium of planets and synchronous moons: Theory and application to Ceres and Solar System moons.” *Astrophys. J.* **782**, 12.
25. Van Hoolst, T., Rambaux, N., Karatekin, Ö., Dehant, V. and Rivoldini, A.: 2008, “The librations, shape, and icy shell of Europa.” *Icarus* **195**, 386-399.
26. Wavre, R.: 1932, “Figures planétaires et Géodesie ”, (Gauthier-Villars et cie, Paris).
27. Zharkov, V.N. and Trubitsyn, V.P.: 1978, “Figures planétaires et Géodesie ”, (Astronomy and Astrophysics Series, Tucson: Pachart 1978).

Online Supplement

A Gravitational potentials

A.1 Potential of a homogeneous ellipsoid at an internal point

Let us consider the contribution by the k -th ellipsoid at one point $\mathbf{x}_\ell = \xi_\ell \hat{x} + \eta_\ell \hat{y} + \zeta_\ell \hat{z}$ on the surface of the ℓ -th ellipsoid, assumed interior to it. The potential of these ellipsoid may be written as

$$V_k(\xi_\ell, \eta_\ell, \zeta_\ell) = V_{0k} + A_\xi \xi_\ell^2 + A_\eta \eta_\ell^2 + A_\zeta \zeta_\ell^2, \quad (\text{A.1})$$

where the coefficients V_{0k} , A_ξ , A_η and A_ζ are

$$\begin{aligned} V_{0k} &= -\pi G \sigma_k c_k^2 \int_0^\infty \frac{dt}{\sqrt{(1+\alpha_k t)(1+\beta_k t)(1+t)}} \\ A_\xi &= \pi G \sigma_k \alpha_k \int_0^\infty \frac{dt}{(1+\alpha_k t)\sqrt{(1+\alpha_k t)(1+\beta_k t)(1+t)}} \\ A_\eta &= \pi G \sigma_k \beta_k \int_0^\infty \frac{dt}{(1+\beta_k t)\sqrt{(1+\alpha_k t)(1+\beta_k t)(1+t)}} \\ A_\zeta &= \pi G \sigma_k \gamma_k \int_0^\infty \frac{dt}{(1+\gamma_k t)\sqrt{(1+\alpha_k t)(1+\beta_k t)(1+t)}}, \end{aligned} \quad (\text{A.2})$$

and G is the gravitational constant (see Tisserand, 1891, Chap. 8 and 13; Jurdetzky, 1958, Sec. 2.2). Then the derivatives of the potential are

$$\begin{aligned} \frac{1}{\xi_\ell} \frac{\partial V_k}{\partial \xi_\ell} &= 2\pi G \sigma_k \alpha_k \int_0^\infty \frac{dt}{(1+\alpha_k t)^{3/2}(1+\beta_k t)^{1/2}(1+t)^{1/2}} \\ \frac{1}{\eta_\ell} \frac{\partial V_k}{\partial \eta_\ell} &= 2\pi G \sigma_k \beta_k \int_0^\infty \frac{dt}{(1+\alpha_k t)^{1/2}(1+\beta_k t)^{3/2}(1+t)^{1/2}} \\ \frac{1}{\zeta_\ell} \frac{\partial V_k}{\partial \zeta_\ell} &= 2\pi G \sigma_k \int_0^\infty \frac{dt}{(1+\alpha_k t)^{1/2}(1+\beta_k t)^{1/2}(1+t)^{3/2}}, \end{aligned} \quad (\text{A.3})$$

and its contribution to the ℓ -th equation of equilibrium are

$$\begin{aligned} \chi_\ell^{(1)}(V_k) &= \frac{1}{\xi_\ell} \frac{\partial V_k}{\partial \xi_\ell} - \frac{\alpha_\ell}{\zeta_\ell} \frac{\partial V_k}{\partial \zeta_\ell} = 2A_\xi - 2\alpha_\ell A_\zeta \\ &= 2\pi G \sigma_k \int_0^\infty \frac{\alpha_k(1-\alpha_\ell)t + (\alpha_k - \alpha_\ell)}{(1+\alpha_k t)^{3/2}(1+\beta_k t)^{1/2}(1+t)^{3/2}} dt. \end{aligned} \quad (\text{A.4})$$

Neglecting terms of order 2 in the flattenings we can write

$$\chi_\ell^{(1)}(V_k) = 2\pi G \sigma_k \left[(1-\alpha_\ell)S_1(\alpha_k, \beta_k) + (\alpha_k - \alpha_\ell)S_2(\alpha_k, \beta_k) \right], \quad (\text{A.5})$$

where S_i are functions of α_k and β_k . If we expand around $\alpha_k, \beta_k \sim 1$

$$\begin{aligned} S_1(\alpha_k, \beta_k) &= \int_0^\infty \frac{t}{(1+\alpha_k t)^{3/2}(1+\beta_k t)^{1/2}(1+t)^{3/2}} dt \\ &\simeq \frac{4}{15} + \frac{8}{35}(1-\alpha_k) + \frac{8}{105}(1-\beta_k) + \dots \\ S_2(\alpha_k, \beta_k) &= \int_0^\infty \frac{1}{(1+\alpha_k t)^{3/2}(1+\beta_k t)^{1/2}(1+t)^{3/2}} dt \\ &\simeq \frac{2}{5} + \frac{6}{35}(1-\alpha_k) + \frac{2}{35}(1-\beta_k) + \dots \end{aligned} \quad (\text{A.6})$$

Finally, we obtain

$$\chi_\ell^{(1)}(V_k) = \frac{Gm_k}{R_k^3} \left[2\epsilon_\ell - \frac{6\epsilon_k}{5} \right]. \quad (\text{A.7})$$

If $k = \ell$ we have

$$\chi_\ell^{(1)}(V_\ell) = \frac{Gm_\ell}{R_\ell^3} \frac{4\epsilon_\ell}{5}, \quad (\text{A.8})$$

and similar equation for $\chi_\ell^{(2)}$.

A.2 Potential of a homogeneous ellipsoid at an external point

The potential generated by the k -th homogeneous ellipsoid at an external point $\mathbf{x}_\ell = \xi_\ell \hat{x} + \eta_\ell \hat{y} + \zeta_\ell \hat{z}$ on the surface of the ℓ -th layer may be presented by Laplace series. Neglecting harmonics of degree higher than 2 we have

$$V_k(\xi_\ell, \eta_\ell, \zeta_\ell) = -\frac{Gm_k}{r^*} - \frac{GI_k}{r^{*3}} + \frac{3G}{2r^{*5}} \left[I_{\xi\xi} \xi_\ell^2 + I_{\eta\eta} \eta_\ell^2 + I_{\zeta\zeta} \zeta_\ell^2 + 2I_{\xi\eta} \xi_\ell \eta_\ell + 2I_{\eta\zeta} \eta_\ell \zeta_\ell + 2I_{\xi\zeta} \xi_\ell \zeta_\ell \right], \quad (\text{A.9})$$

where $r^* = |\mathbf{x}_\ell|$, I_k is the moment of inertia of the k -th ellipsoid, relative to the center of mass and I_{ij} are the components of its inertia tensor (see Beutler, 2005; Murray and Dermott, 1999). If the reference axes are oriented following the principal axes of inertia, then $I_{ij} = 0$ if $i \neq j$. We may define $A_k = I_{\xi\xi}$, $B_k = I_{\eta\eta}$ and $C_k = I_{\zeta\zeta}$. Because $2I_k = A_k + B_k + C_k$

$$V_k(\xi_\ell, \eta_\ell, \zeta_\ell) = -\frac{Gm_k}{r^*} - \frac{G(C_k - A_k)}{2r^{*5}} (3\xi_\ell^2 - r^{*2}) - \frac{G(C_k - B_k)}{2r^{*5}} (3\eta_\ell^2 - r^{*2}). \quad (\text{A.10})$$

The principal moments of inertia of a homogeneous ellipsoid are

$$\begin{aligned} A_k &= \frac{1}{5}m_k(b_k^2 + c_k^2) = \frac{1}{5}m_k c_k^2 \left(\frac{1}{\beta_k} + 1 \right) \\ B_k &= \frac{1}{5}m_k(a_k^2 + c_k^2) = \frac{1}{5}m_k c_k^2 \left(\frac{1}{\alpha_k} + 1 \right) \\ C_k &= \frac{1}{5}m_k(a_k^2 + b_k^2) = \frac{1}{5}m_k c_k^2 \left(\frac{1}{\alpha_k} + \frac{1}{\beta_k} \right) \rightarrow \frac{1}{5}m_k c_k^2 = \frac{\alpha_k \beta_k}{\alpha_k + \beta_k} C_k, \end{aligned} \quad (\text{A.11})$$

so its subtraction can be approximated

$$\begin{aligned} C_k - A_k &= \frac{(1 - \alpha_k)\beta_k}{\alpha_k + \beta_k} C_k \approx \epsilon_k C_k \approx \frac{2}{5}m_k R_k^2 \epsilon_k \\ C_k - B_k &= \frac{(1 - \beta_k)\alpha_k}{\alpha_k + \beta_k} C_k \approx \mu_k C_k \approx \frac{2}{5}m_k R_k^2 \mu_k. \end{aligned} \quad (\text{A.12})$$

therefore, the potential can be written as

$$V_k(\xi_\ell, \eta_\ell, \zeta_\ell) = -\frac{Gm_k}{r^*} - \frac{Gm_k R_k^2 \epsilon_k}{5r^{*5}} (3\xi_\ell^2 - r^{*2}) - \frac{Gm_k R_k^2 \mu_k}{5r^{*5}} (3\eta_\ell^2 - r^{*2}), \quad (\text{A.13})$$

and its derivatives are

$$\begin{aligned} \frac{1}{\xi_\ell} \frac{\partial V_k}{\partial \xi_\ell} &= \frac{Gm_k}{r^{*3}} + \frac{2Gm_k R_k^2}{5r^{*5}} (-2\epsilon_k + \mu_k) + \frac{Gm_k R_k^2 \epsilon_k}{r^{*7}} (3\xi_\ell^2 - r^{*2}) + \frac{Gm_k R_k^2 \mu_k}{r^{*7}} (3\eta_\ell^2 - r^{*2}) \\ \frac{1}{\eta_\ell} \frac{\partial V_k}{\partial \eta_\ell} &= \frac{Gm_k}{r^{*3}} + \frac{2Gm_k R_k^2}{5r^{*5}} (\epsilon_k - 2\mu_k) + \frac{Gm_k R_k^2 \epsilon_k}{r^{*7}} (3\xi_\ell^2 - r^{*2}) + \frac{Gm_k R_k^2 \mu_k}{r^{*7}} (3\eta_\ell^2 - r^{*2}) \\ \frac{1}{\zeta_\ell} \frac{\partial V_k}{\partial \zeta_\ell} &= \frac{Gm_k}{r^{*3}} + \frac{2Gm_k R_k^2}{5r^{*5}} (\epsilon_k + \mu_k) + \frac{Gm_k R_k^2 \epsilon_k}{r^{*7}} (3\xi_\ell^2 - r^{*2}) + \frac{Gm_k R_k^2 \mu_k}{r^{*7}} (3\eta_\ell^2 - r^{*2}). \end{aligned} \quad (\text{A.14})$$

Then we obtain

$$\begin{aligned} \chi_\ell^{(1)}(V_k) &= \frac{1}{\xi_\ell} \frac{\partial V_k}{\partial \xi_\ell} - \frac{\alpha_\ell}{\zeta_\ell} \frac{\partial V_k}{\partial \zeta_\ell} = \frac{1}{\xi_\ell} \frac{\partial V_k}{\partial \xi_\ell} - \frac{1}{\zeta_\ell} \frac{\partial V_k}{\partial \zeta_\ell} + \frac{2\epsilon_\ell}{\zeta_\ell} \frac{\partial V_k}{\partial \zeta_\ell} \\ &\approx -\frac{6Gm_k R_k^2}{5r^{*5}} \epsilon_k + \frac{2Gm_k}{r^{*3}} \epsilon_\ell, \end{aligned} \quad (\text{A.15})$$

where we have neglected the higher-order products $\epsilon_k \epsilon_\ell$ and $\epsilon_\ell \mu_k$. Finally, by making the approximation $r^* \simeq R_\ell$, we obtain

$$\chi_\ell^{(1)}(V_k) = \frac{Gm_k}{R_\ell^3} \left[2\epsilon_\ell - \frac{6\epsilon_k}{5} \left(\frac{R_k}{R_\ell} \right)^2 \right], \quad (\text{A.16})$$

and, in the same way as before

$$\chi_\ell^{(2)}(V_k) = \frac{Gm_k}{R_\ell^3} \left[2\mu_\ell - \frac{6\mu_k}{5} \left(\frac{R_k}{R_\ell} \right)^2 \right]. \quad (\text{A.17})$$

A.3 Tidal potential

If $\mathbf{r} = r\hat{x}$ is the position of the mass M, the tidal potential at a point $\mathbf{x}_\ell = \xi_\ell \hat{x} + \eta_\ell \hat{y} + \zeta_\ell \hat{z}$ on the surface of the ℓ -th layer is (Lambeck 1980)

$$V_{tid} = -\frac{GM r^{*2}}{r^3} P_2(\hat{\mathbf{r}} \cdot \hat{\mathbf{x}}_\ell) \quad (\text{A.18})$$

where $r^* = |\mathbf{x}_\ell| \simeq R_\ell$ and P_2 is the Legendre polynomial of degree two. The differential acceleration of this point is

$$-\nabla V_{tid} = -\frac{GM}{r^3} \left[\mathbf{x}_\ell - \frac{3(\mathbf{x}_\ell \cdot \mathbf{r})}{r^2} \mathbf{r} \right] = -\frac{GM}{r^3} \begin{bmatrix} -2\xi_\ell \\ \eta_\ell \\ \zeta_\ell \end{bmatrix}, \quad (\text{A.19})$$

therefore their derivatives are

$$\begin{aligned} \frac{1}{\xi_\ell} \frac{\partial V_{tid}}{\partial \xi_\ell} &= -\frac{2GM}{r^3} \\ \frac{1}{\eta_\ell} \frac{\partial V_{tid}}{\partial \eta_\ell} &= \frac{GM}{r^3} \\ \frac{1}{\zeta_\ell} \frac{\partial V_{tid}}{\partial \zeta_\ell} &= \frac{GM}{r^3}. \end{aligned} \quad (\text{A.20})$$

Finally, the contribution of the tide in the equilibrium equations of the ℓ -th layer is

$$\begin{aligned} \chi_\ell^{(1)}(V_{tid}) &= \frac{1}{\xi_\ell} \frac{\partial V_{tid}}{\partial \xi_\ell} - \frac{\alpha_\ell}{\zeta_\ell} \frac{\partial V_{tid}}{\partial \zeta_\ell} \\ &= -\frac{3GM}{r^3} + \frac{2GM}{r^3} \epsilon_\ell, \end{aligned} \quad (\text{A.21})$$

and, similarly,

$$\begin{aligned} \chi_\ell^{(2)}(V_{tid}) &= \frac{1}{\eta_\ell} \frac{\partial V_{tid}}{\partial \eta_\ell} - \frac{\beta_\ell}{\zeta_\ell} \frac{\partial V_{tid}}{\partial \zeta_\ell} \\ &= \frac{GM}{r^3} \mu_\ell. \end{aligned} \quad (\text{A.22})$$

However, we discard terms containing ϵ_ℓ and μ_ℓ , because when we calculate the flattenings of each layer, they appear multiplied by a factor of the same order as ϵ or μ , therefore we obtain

$$\chi_\ell^{(1)}(V_{tid}) = -\frac{3GM}{r^3}, \quad (\text{A.23})$$

and

$$\chi_\ell^{(2)}(V_{tid}) = 0. \quad (\text{A.24})$$

B MacLaurin, Jeans and Roche ellipsoids

In this appendix, we show that, in the homogeneous case, the flattenings defined by eqs. (13) correspond to the MacLaurin and Jeans ellipsoids, respectively. In the homogeneous case, the equation (9) takes the simple form

$$\chi_1^{(i)}(V) = \chi_1^{(i)}(V_{tid}) + \chi_1^{(i)}(V_1) = \Omega^2, \quad (\text{B.1})$$

In this case, the contribution of the attraction of this ellipsoid to the equilibrium equation is

$$\begin{aligned} \chi_1^{(1)}(V_1) &= \frac{Gm}{R^3} \frac{4\epsilon_1}{5}, \\ \chi_1^{(2)}(V_1) &= \frac{Gm}{R^3} \frac{4\mu_1}{5}, \end{aligned} \quad (\text{B.2})$$

and the tidal contribution is

$$\begin{aligned} \chi_\ell^{(1)}(V_{tid}) &= -\frac{3GM}{r^3}, \\ \chi_\ell^{(2)}(V_{tid}) &= 0. \end{aligned} \quad (\text{B.3})$$

The solutions can readily be found. They are

$$\begin{aligned} \epsilon_1 &= \frac{15}{4} \frac{M}{m} \left(\frac{R}{r} \right)^3 + \frac{5R^3 \Omega^2}{4mG}, \\ \mu_1 &= \frac{5R^3 \Omega^2}{4mG}. \end{aligned} \quad (\text{B.4})$$

When the effect of the rotation is the only considered, the homogeneous solution was discovered by Newton and later generalized by MacLaurin (Chandrasekhar, 1969). The solution is an oblate spheroid with semiaxes $a = b > c$, with polar flattening $\epsilon_1 = \mu_1 = \epsilon_M$

$$\epsilon_M = \frac{5R^3\Omega^2}{4mG}. \quad (\text{B.5})$$

On the other hand, when the effect of the tide is the only considered, the homogeneous solution to the first order is a Roche ellipsoid with two equal axes (Tisserand, 1981). This equilibrium ellipsoid was later called Jeans ellipsoid (Chandrasekhar, 1969). It is a prolate spheroid with semiaxes $a > b = c$, with $\mu_1 = 0$ and $\epsilon_1 = \epsilon_J$

$$\epsilon_J = \frac{15}{4} \frac{M}{m} \left(\frac{R}{r} \right)^3. \quad (\text{B.6})$$

Figure 9 illustrates the two cases.

When we consider both effects, the solutions (B.4) correspond to a triaxial ellipsoid with semiaxes $a > b > c$ and the polar flattenings are $\epsilon_1 = \epsilon_J + \epsilon_M$ and $\mu_1 = \epsilon_M$.

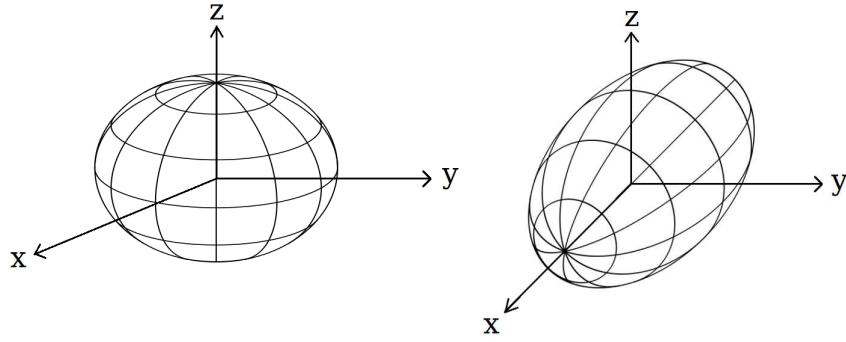


Fig. 9.a

Fig. 9.b

Fig. 9 a) MacLaurin oblate spheroid when the axis of rotation is on the z axis. In this case, $a = b > c$. b) Jeans prolate spheroid when the mass disturbing the particle lies on the axis x . In this case, $a > b = c$.

C Extension to the continuous case

In this appendix, we show the intermediary calculations necessary to find the Clairaut's equation, following Tisserand (1891). Let us start from equations (15), and let us make the transition to the continuum. If we introduce the notation $\Delta(g_k) = g_k - g_{k-1}$ and the boundary values $R_0 = 0$ and $\rho_{n+1} = 0$, we may rewrite the terms on the right hand side of eqn. (15) as

$$\begin{aligned} \sum_{k=1}^{\ell-1} \alpha_{\ell k} \mathcal{H}_k &= \sum_{k=1}^{\ell-1} \frac{3m_k}{2m_T} \left(\frac{R_k}{R_\ell} \right)^2 \mathcal{H}_k = \frac{2\pi}{m_T R_\ell^2} \sum_{k=1}^{\ell-1} (\rho_k - \rho_{k+1}) R_k^5 \mathcal{H}_k \\ &= -\frac{2\pi}{m_T} \rho_\ell R_\ell^3 \mathcal{H}_\ell + \frac{2\pi}{m_T} \frac{1}{R_\ell^2} \sum_{k=1}^{\ell} \rho_k \Delta(R_k^5 \mathcal{H}_k) \\ \sum_{k=\ell+1}^n \beta_{\ell k} \mathcal{H}_k &= \sum_{k=\ell+1}^n \frac{3m_k}{2m_T} \left(\frac{R_\ell}{R_k} \right)^3 \mathcal{H}_k = \frac{2\pi}{m_T} R_\ell^3 \sum_{k=\ell+1}^n (\rho_k - \rho_{k+1}) \mathcal{H}_k \\ &= \frac{2\pi}{m_T} (\rho_{\ell+1} R_\ell^3 \mathcal{H}_\ell - \rho_\ell R_\ell^3 \Delta(\mathcal{H}_\ell)) + \frac{2\pi}{m_T} \frac{1}{R_\ell^2} \sum_{k=\ell}^n \rho_k \Delta(\mathcal{H}_k), \end{aligned} \quad (\text{B.1})$$

or

$$\begin{aligned} \sum_{k=1}^{\ell-1} \alpha_{\ell k} \mathcal{H}_k + \sum_{k=\ell+1}^n \beta_{\ell k} \mathcal{H}_k &= \frac{2\pi}{m_T} \left[\frac{1}{R_\ell^2} \sum_{k=1}^{\ell} \rho_k \Delta(R_k^5 \mathcal{H}_k) + \frac{2\pi}{m_T} R_\ell^3 \sum_{k=\ell}^n \rho_k \Delta(\mathcal{H}_k) \right] \\ &\quad + \frac{2\pi}{m_T} R_\ell^3 (\Delta(\rho_{\ell+1}) \mathcal{H}_\ell - \rho_\ell \Delta(\mathcal{H}_\ell)). \end{aligned} \quad (\text{B.2})$$

We also have

$$\gamma_\ell = \frac{5}{2} + \frac{2\pi}{m_T} R_\ell^3 \Delta\rho_\ell - \frac{10\pi}{3m_T} \left[\sum_{k=\ell}^n \rho_k \Delta(R_k^3) - \rho_\ell \Delta(R_\ell^3) \right]. \quad (\text{B.3})$$

In order to extend to the continuous case, we assume that the number of layers tends to infinity so that the increments Δg are infinitesimal quantities. When $\Delta g \rightarrow 0$, all terms in which the infinitesimals appear alone tends to zero. Only the terms in which they are integrated over an infinite number of layers remain. Hence,

$$\begin{aligned} \sum_{k=1}^{\ell-1} \alpha_{\ell k} \mathcal{H}_k + \sum_{k=\ell+1}^n \beta_{\ell k} \mathcal{H}_k &\rightarrow \frac{2\pi}{m_T} \left[\frac{1}{R^2} \int_{s=0}^{s=R} \rho(s) d(s^5 \mathcal{H}(s)) + R^3 \int_{s=R}^{s=R_n} \rho(s) d\mathcal{H}(s) \right] \\ \gamma_\ell &\rightarrow \frac{5m(R)}{2m_T} = \gamma(R), \end{aligned} \quad (\text{B.4})$$

where R_n is the mean radius of the ellipsoid and $m(R)$ is the total mass enclosed by an ellipsoid of mean radius R . We thus have the integral equation

$$\gamma(R) \mathcal{H}(R) = \frac{R^3}{R_n^3} + \frac{2\pi}{m_T} \left[\frac{1}{R^2} \int_{s=0}^{s=R} \rho(s) d(s^5 \mathcal{H}(s)) + R^3 \int_{s=R}^{s=R_n} \rho(s) d\mathcal{H}(s) \right]. \quad (\text{B.5})$$

It is worth noting that the only restriction for the density profile is that it may be a piecewise continuous function. In order to normalize the problem, we first define a new variable

$$x = \frac{R}{R_n}, \quad (\text{B.6})$$

so that $x(0) = 0$ in the center and $x(R_n) = 1$ on the surface.

In the next step, we normalize the densities law

$$\rho(R) = \rho_0 \hat{\rho}(x), \quad (\text{B.7})$$

where ρ_0 is the density in the center and $\hat{\rho}(0) = 1$.

At last, we define the function

$$f(x) = 3 \int_0^x \hat{\rho}(z) z^2 dz, \quad (\text{B.8})$$

where $f(0) = 0$ and $f(1) = f_n$. The mass enclosed in the R -sphere is then

$$m(R) = 4\pi \int_0^R \rho(r) r^2 dr = \frac{4\pi}{3} R_n^3 \rho_0 f(x), \quad (\text{B.9})$$

and the total mass is

$$m_T = \frac{4\pi}{3} R_n^3 \rho_0 f_n. \quad (\text{B.10})$$

Then, the integral equation (B.5) becomes

$$\frac{5x^2}{3} f(x) \mathcal{H}(x) = \frac{2f_n}{3} x^5 + \int_{z=0}^{z=x} \hat{\rho}(z) d(z^5 \mathcal{H}(z)) + x^5 \int_{z=x}^{z=1} \hat{\rho}(z) d\mathcal{H}(z), \quad (\text{B.11})$$

or, deriving with respect to x and dividing by $5x^4$,

$$\frac{2f(x)}{3x^3} \mathcal{H}(x) + \frac{f(x)}{3x^2} \mathcal{H}'(x) = \frac{2f_n}{3} + \int_{z=x}^{z=1} \hat{\rho}(z) d\mathcal{H}(z). \quad (\text{B.12})$$

Deriving once more we obtain the Clairaut's equation for the flattening profile $\mathcal{H}(x)$

$$\mathcal{H}''(x) + \frac{6\hat{\rho}(x)x^2}{f(x)} \mathcal{H}'(x) + \left(\frac{6\hat{\rho}(x)x}{f(x)} - \frac{6}{x^2} \right) \mathcal{H}(x) = 0. \quad (\text{B.13})$$

References

1. Beutler, G.: 2005, "Methods of Celestial Mechanics", Vol. I, (Springer, Berlin).
2. Chandrasekhar, S.: 1969, "Ellipsoidal Figures of Equilibrium", (Yale Univ. Press, New Haven).
3. Jardtetzky, W.S.: 1958, "Theories of Figures of Celestial Bodies", (Interscience Publ. New York; repr. Dover, Mineola, NY, 2005).
4. Lambeck, K.: 1980, "The Earth's Variable Rotation: Geophysical Causes and Consequences", (Cambridge Univ. Press, Cambridge)
5. Murray, C. and Dermott S.: 1999, "Solar System Dynamics", (Cambridge University Press).
6. Tisserand, F.: 1891, "Traité de Mécanique Céleste", Tome II, (Gauthier-Villars, Paris).