

Fusing Censored Dependent Data for Distributed Detection

Hao He and Pramod K. Varshney

Department of EECS, Syracuse University, Syracuse, NY 13244, USA

Email: hhe02 and varshney@syr.edu

Abstract

In this paper, we consider a distributed detection problem for a censoring sensor network where each sensor's communication rate is significantly reduced by transmitting only "informative" observations to the Fusion Center (FC), and censoring those deemed "uninformative". While the independence of data from censoring sensors is often assumed in previous research, we explore spatial dependence among observations. Our focus is on designing the fusion rule under the Neyman-Pearson (NP) framework that takes into account the spatial dependence among observations. Two transmission scenarios are considered, one where uncensored observations are transmitted directly to the FC and second where they are first quantized and then transmitted to further improve transmission efficiency. Copula-based Generalized Likelihood Ratio Test (GLRT) for censored data is proposed with both continuous and discrete messages received at the FC corresponding to different transmission strategies. We address the computational issues of the copula-based GLRTs involving multidimensional integrals by presenting more efficient fusion rules, based on the key idea of injecting controlled noise at the FC before fusion. Although, the signal-to-noise ratio (SNR) is reduced by introducing controlled noise at the receiver, simulation results demonstrate that the resulting noise-aided fusion approach based on adding artificial noise performs very closely to the exact copula-based GLRTs. Copula-based GLRTs and their noise-aided counterparts by exploiting the spatial dependence greatly improve detection performance compared with the fusion rule under independence assumption.

Keywords: Distributed detection, Censoring, Dependent observations, Copula theory, Widrow's quantization theory

I. INTRODUCTION

Advances in computational capabilities of the constituent sensor nodes inspired a surge of interest in distributed detection, in which the sensors send their locally processed data instead of raw observations to the FC, and the FC makes the final decision according to a certain fusion rule [1], [2]. A new transmission-efficient distributed detection framework is considered in [3]–[6], based on a send/no-send idea. The sensors "censor" their observations according to a certain mechanism to satisfy the communication rate constraints. In this process, sensors send their observations to the FC only if they are deemed "informative". Thus, only a subset of observations are received at the FC for decision making. It has been proved that with conditionally independent sensor data, transmission occurs if and only

if the local likelihood ratio falls outside of a single “no-send” interval, under both NP and Bayesian frameworks [3], [4].

Detection problems with censoring sensors have been investigated from various perspectives, e.g., utilizing sequential detection [7], assuming fading channels [8] or under eavesdropper attacks [9]. In [10], the authors investigated the optimal censoring and transmission strategies by considering an asymptotic criterion involving error exponents in a network where sensors have access to some side information. The idea of censoring has also been applied for data reduction for estimation purposes in [11]–[13].

Prior research on censoring for distributed detection and estimation has been carried out under the assumption of conditionally independent observations. However, dependence often occurs in practice as the sensors observing the same phenomenon are likely to have spatially dependent observations. The design of the censoring scheme at local sensors and the fusion rule at FC becomes highly complex as a result of dependence among observations. The effect of dependence on the performance of distributed detection has been investigated recently in [14]–[18]. The authors in [19] and [20] considered physics-based models of spatial correlation and protocol-based communications and constraints, with alternative forms of censoring. The detection problem with censoring sensors considered in [21], [22], assumes that spatial dependence among observations is known to the FC. In many practical situations, such information is not available, due to either the intrinsic non-stationarity of the signal [17] or heterogeneity of the sensing modalities.

In this work, we consider the fusion of censored data for distributed detection in a heterogeneous sensor network under unknown inter-sensor dependence. To tackle the issue of unknown spatial dependence which can be nonlinear and quite complex, we apply the statistical theory of copulas which has previously been used for hypothesis testing with analog and quantized data in [16], [23]. The main contributions of this paper are as follows:

- A copula-based GLRT for analog censored data is proposed under the NP framework, which, by accommodating unspecified spatial dependence, generalizes our prior study on censoring in [22]. For Wireless Sensor Networks (WSNs) with limited transmission resources including power and channel bandwidth, we also consider the scenario where the uncensored measurements are quantized to further reduce the amount of data transmitted from sensors to the FC [5], [12]. For the fusion of the discrete data with unknown dependence at the FC a copula-based GLRT is derived. The GLRTs for both analog censored data and quantized-censored data exploit the censoring mechanism and the inter-sensor dependence for improved detection performance. As will be evident later, the two GLRTs are computationally expensive, especially in a large sensor network.
- To address the computational issue of the copula-based GLRT for analog censored data, an alternative fusion approach is proposed. In this approach, each unreceived message is substituted with the noise generated according to a uniform distribution at the FC. Such approximated fusion rule reduces the computational complexity of the “exact” copula-based GLRT with very small amount of performance loss.
- Further, to address the computational issue of the copula-based GLRT for quantized-censored data, a noise-aided GLRT is proposed based on Widrow’s theorem of quantization [16], [24], in which a controlled noise is added to these discrete-valued signals. The noise-aided approach greatly simplifies the fusion rule by

completely eliminating the necessity of computing multidimensional integrals while achieving comparable detection performance in certain ranges of censoring rate.

The four fusion rules proposed in this paper are able to accommodate different sensor modalities (different marginal PDFs), different individual censoring constraints, and different channel capacities (number of bits that can be transmitted) and, therefore, are applicable to many practical detection problems in heterogeneous sensor networks.

The rest of the paper is organized as follows. In Section II, we present our model in detail and formulate the problem of censoring. In Section III, copula theory is introduced and copula-based fusion rules are derived under two different transmission scenarios. In Section IV, we propose an alternate fusion rule for analog censored data to address the computational issue. In Section V, we propose a computationally efficient fusion rule for quantized-censored data based on Widrow's quantization theorem. Simulation results are provided in Section VI. Section VII includes some concluding remarks and suggestions for future work.

II. PROBLEM FORMULATION

We consider the detection problem in a sensor network where the two hypotheses are denoted by H_0 (null) and H_1 (target). A total of N sensors are deployed to observe the phenomenon of interest and the Fusion Center (FC) also takes its own observations. We use the random variables X_n and X_0 to respectively denote the observation of sensor n and the observation of the FC at each time instant. It is assumed that the real-valued observations of each sensor and the FC are independent and identically distributed (i.i.d) over time with known probability density function (PDF) $f_n(x_n|H_0)$ and $f_n(x_n|H_1)$, respectively under hypotheses H_0 and H_1 , i.e., for each sensor n during any time interval $1 \leq l \leq L$

$$f(x_{n1}, \dots, x_{nL}|H_i) = \prod_{l=1}^L f_n(x_{nl}|H_i) \quad (1)$$

where x_{nl} denotes the observation at time instant l and L is the length of the decision window. However, spatial dependence exists among sensors' and FC's observations, i.e. for each time instant l ,

$$f(x_{0l}, \dots, x_{Nl}|H_i) \neq \prod_{n=0}^N f_n(x_{nl}|H_i) \quad (2)$$

and it is not specified.

In a censoring sensor network, each sensor node decides to transmit or not based on a function of its own observation $h_n(x_{nl})$, such as the likelihood ratio function. When $h_n(x_{nl})$ falls in the sending region R'_n the message u_{nl} is transmitted, otherwise nothing is sent. Thus, the censoring operation takes the following form:

$$\begin{cases} h_n(x_{nl}) \in R'_n, & u_{nl} = \gamma'_n(x_{nl}) \text{ is sent} \\ h_n(x_{nl}) \in \overline{R'_n}, & \text{nothing is sent} \end{cases} \quad (3)$$

where the complement set $\overline{R'_n}$ is the censoring/no-send region and $\gamma'_n(\cdot)$ denotes the mapping from observation to message.

In many detection problems, “null” (H_0), namely the “normal condition”, occurs much more frequently than “target” (H_1), and therefore, the probability of censoring is considered only under H_0 in this paper. In the NP framework, the censoring region $\overline{R'_n}$ of each sensor satisfies an individual censoring rate constraint as follows

$$P(h_n(X_n) \in \overline{R'_n} | H_0) = \beta_n \quad (4)$$

where $0 < \beta_n < 1$ and

$$P(h_n(X_n) \in \overline{R'_n} | H_0) = \int_{h_n(x_n) \in \overline{R'_n}} f_n(x_n | H_0) dx_n \quad (5)$$

is the probability that sensor n censors its observations under H_0 . Censoring results in the transmission of the most “informative” observations under the censoring rate constraint so as to attain the best possible detection performance.

It has been proved in [3] that given conditionally independent observations, the optimal $h_n(\cdot)$ and $\gamma'_n(\cdot)$ in the censoring scheme (3) are both likelihood ratio functions, i.e.,

$$l_n(x_{nl}) = \frac{f_n(x_{nl} | H_1)}{f_n(x_{nl} | H_0)} \quad (6)$$

and $\overline{R'_n}$ is a single interval. That is only *extremal* or very “informative” likelihood ratios are transmitted. For the case of dependent observations, we assume that the censoring scheme in (3) is applied with $h_n(\cdot)$ being the likelihood ratio function and $\overline{R'_n}$ being a single-interval¹. The censoring scheme can be rewritten as

$$\begin{cases} x_{nl} \in R_n, & u_{nl} = \gamma_n(x_{nl}) \text{ is sent} \\ x_{nl} \in \overline{R_n}, & \text{nothing is sent} \end{cases} \quad (7)$$

where

$$R_n = h_n^{-1}(R'_n) \text{ and } \overline{R_n} = h_n^{-1}(\overline{R'_n}) \quad (8)$$

If the ratio of the two PDFs is a non-decreasing function in the argument x_{nl} , we say that they exhibit the Monotone Likelihood Ratio (MLR) property in x_{nl} . For the distributions $f_n(\cdot | H_1)$ and $f_n(\cdot | H_0)$ satisfying the MLR property, i.e., $h_n(\cdot)$ is non-decreasing, it can be proved that $\overline{R_n}$ preserves the single interval nature of the censoring region according to its definition in (8). In this paper, we assume that the observation at each sensor node satisfies the MLR property². Thus, we have $\overline{R_n} := [t_{n1}, t_{n2}]$, where t_{n1} and t_{n2} are respectively the lower and upper limits of the no-send interval.

We further define two sets: $\mathbb{C}_l := \{n : x_{nl} \in \overline{R_n}\}$ and $\mathbb{S}_l := \{n : x_{nl} \in R_n\}$ to respectively represent the set of sensors whose observations are censored and the set of sensors whose observations are transmitted at time instant l . We use $\mathbf{u}_{\mathbb{S}_l} = \{u_{nl} : n \in \mathbb{S}_l\}$ to denote the set of messages that are transmitted from the sensors to the FC at

¹Finding the optimal censoring region in the case of dependent sensor observations is quite difficult, even with the arguably simplest case of multivariate Gaussian observations [25].

²Many families of distributions satisfy the MLR property, such as the one-parameter exponential family.

time instant l .

Assuming ideal sensor-to-FC channels, the FC makes the decision about the true state of nature by combining the messages $\mathbf{u}_S = \{\mathbf{u}_{S_1}, \dots, \mathbf{u}_{S_L}\}$ from the sensors with its own observations $\mathbf{x}_0 = \{x_{01}, \dots, x_{0L}\}$. We focus on designing the fusion rule $\gamma_0(\mathbf{u}_S, \mathbf{x}_0)$ in the NP framework, assuming that each sensor's censoring scheme is known to the FC. The optimal fusion rule in the NP sense maximizes the probability of detection P_D subject to the constraint that P_F is no greater than α , i.e.,

$$\begin{aligned} & \max_{\gamma_0} P_D(\gamma_0), \\ & \text{subject to } P_F(\gamma_0) \leq \alpha \end{aligned} \quad (9)$$

where $P_D = P(\gamma_0(\mathbf{u}_S, \mathbf{x}_0) = 1|H_1)$ and $P_F = P(\gamma_0(\mathbf{u}_S, \mathbf{x}_0) = 1|H_0)$.

The design of the fusion rule is considered under two transmission scenarios in which, depending on the mapping from uncensored observations to messages, either continuous or discrete data from sensors is transmitted.

Scenario A-C: Analog censored data is transmitted. Uncensored raw observations are directly transmitted to the FC, i.e., $\gamma_n(x_{nl}) = x_{nl}$ for $n \in S_l$. In this case, $\mathbf{x}_{S_l} = \{x_{nl} : n \in S_l\}$ is received at time instant l , and the fusion of the analog censored messages $\mathbf{x}_S = \{\mathbf{x}_{S_1}, \dots, \mathbf{x}_{S_L}\}$ along with \mathbf{x}_0 is considered.

Scenario Q-C: Quantized-censored data is transmitted. Uncensored observations are first quantized by a multilevel finite-range³ uniform quantizer and then transmitted. Data that fall in the two send-zones $(-\infty, t_{n1})$ and $(t_{n2}, +\infty)$ are respectively quantized by a uniform quantizer with step size q_n that is determined by the number of bits that can be transmitted over the channel. We consider finite-range quantization with negligible saturation error. Any input signal occurring within a given quantization partition is reported at the quantizer output as being at the center of that partition (i.e., the input is rounded-off to the center of the partition). The explicit quantizer output $u_{nl} = \gamma_n(x_{nl})$ is given by:

$$\gamma_n(x_{nl}) = \begin{cases} t_{n1} - L_n q_n + q_n/2, & x_{nl} \in (-\infty, t_{n1} - (L_n - 1)q_n) \\ t_{n1} + q_n \lfloor \frac{x_{nl} - t_{n1}}{q_n} \rfloor + q_n/2, & x_{nl} \in [t_{n1} - (L_n - 1)q_n, t_{n1}) \\ t_{n2} + q_n \lfloor \frac{x_{nl} - t_{n2}}{q_n} \rfloor + q_n/2, & x_{nl} \in (t_{n2}, t_{n2} + (U_n - 1)q_n] \\ t_{n2} + U_n q_n - q_n/2, & x_{nl} \in (t_{n2} + (U_n - 1)q_n, +\infty) \end{cases} \quad (10)$$

where L_n and U_n are respectively the number of quantization levels of the two send-zones and $\lfloor x \rfloor$ represents the largest integer that is no greater than x . Each quantization partition can be represented by an integer $i_n \in \{-L_n, \dots, -1, 0, 1, \dots, U_n - 1\}$, and corresponds to the value of $k_n(i_n)$ at the quantizer output

$$k_n(i_n) = \begin{cases} t_{n1} + i_n q_n + q_n/2, & i_n < 0 \\ t_{n2} + i_n q_n + q_n/2, & i_n \geq 0 \end{cases} \quad (11)$$

³In a finite-range quantizer, the input signals that exceed the dynamic range of the quantizer take on the value of the saturation level. The quantizers in this paper all refer to finite range quantizers, for simplicity of presentation we refer to them only as quantizers.

Thus, the i_n -th quantization partition is the set of inputs corresponding to the output value $k_n(i_n)$, i.e., $Q_{i_n} := \{x_{nl} : \gamma_n(x_{nl}) = k_n(i_n)\}$. In other words, the reception of $u_{nl} = k_n(i_n)$ indicates that the raw observation x_{nl} is in partition Q_{i_n} .

Fusion rules under these two transmission scenarios will be derived. The design of the fusion rule needs to take into consideration not only the unknown inter-sensor dependence, but also the mechanism of missing data which is the known censoring scheme to achieve better detection performance.

III. COPULA-BASED FUSION

In this section, we develop the fusion rules based on copula theory for analog censored observations and quantized-censored observations respectively. Before we proceed, we first briefly introduce the basic concepts of copula theory.

A. Copula theory

Copulas are parametric functions that couple univariate marginal distributions to a valid multivariate distribution. They explicitly model the dependence among random variables, which may have arbitrary marginal distributions. Copula theory is an outcome of the work on probabilistic metric spaces [26] and a copula was initially defined, on the unit hypercube, as a joint probability distribution for uniform marginals. Their application to statistical inference is possible largely due to Sklar's Theorem, which is stated below without proof [27].

Theorem 1 (Sklar's Theorem). *Consider an N -dimensional distribution function F with marginal distribution functions F_1, \dots, F_N . Then there exists a copula C , such that for all x_1, \dots, x_N in $[-\infty, \infty]$*

$$F(x_1, x_2, \dots, x_N) = C(F_1(x_1), F_2(x_2), \dots, F_N(x_N)) \quad (12)$$

If F_n is continuous for $1 \leq n \leq N$, then C is unique, otherwise it is determined uniquely on $\text{Ran}F_1 \times \dots \times \text{Ran}F_N$ where $\text{Ran}F_n$ is the range of cumulative distribution function (CDF) F_n . Conversely, given a copula C and univariate CDFs F_1, \dots, F_N , F as defined in (12) is a valid multivariate CDF with marginals F_1, \dots, F_N .

As a direct consequence of Sklar's Theorem, for continuous distributions, the joint PDF $f(x_1, \dots, x_N)$ is obtained by differentiating both sides of (12),

$$f(x_1, \dots, x_N) = \left(\prod_{n=1}^N f_n(x_n) \right) c(F_1(x_1), \dots, F_N(x_N)) \quad (13)$$

where, $f_n(\cdot)$ is the marginal PDF and c is termed as the copula density given by,

$$c(\mathbf{v}) = \frac{\partial^N C(v_1, \dots, v_N)}{\partial v_1, \dots, \partial v_N} \quad (14)$$

where $v_n = F_n(x_n)$. As indicated in [27], there are a finite number of well defined copula families that can characterize most dependence structures. Some of the popular copulas are given in Table I. While not explicitly specified in (12) and (13), copula functions contain a *dependence parameter* that quantifies the amount of dependence

TABLE I
SOME COPULA FUNCTIONS

Copulas		Parametric Form	Parameter Range
Elliptical copulas	Gaussian	$\Phi_{\Sigma}(\Phi^{-1}(u_1), \dots, \Phi^{-1}(u_m)), \quad \Phi_{\Sigma}(\mathbf{x}) = \int_0^{\mathbf{x}} \mathcal{N}(\mathbf{x}; \mathbf{0}, \Sigma) d\mathbf{x}, \quad \mathbf{x} \in \mathbb{R}^m$ $\Phi^{-1}(u) = \inf_{x \in \mathbb{R}} \{u \leq \int_0^x \mathcal{N}(x; 0, 1) dx\}$	$\Sigma = [\rho_{ij}], i, j = 1, \dots, m$ $\rho_{ij} \in [-1, 1]$
	Student- t	$t_{\nu, \Sigma}(t_{\nu}^{-1}(u_1), \dots, t_{\nu}^{-1}(u_m)), \quad t_{\nu, \Sigma} : \text{multivariate Student-}t \text{ CDF}$ $t_{\nu}^{-1} : \text{inverse CDF of univariate Student-}t$	$\nu : \text{degrees of freedom,}$ $\nu \geq 3$
Archimedean copulas	Clayton	$(\sum_{i=1}^m u_i^{-\phi} - 1)^{-\frac{1}{\phi}}$	$\phi \in [-1, \infty) \setminus \{0\}$
	Frank	$-\frac{1}{\phi} \log \left(1 + \frac{\prod_{i=1}^m [\exp\{-\phi u_i\} - 1]}{\exp\{-\phi\} - 1} \right)$	$\phi \in \mathbb{R} \setminus \{0\}$
	Gumbel	$\exp \left\{ - \left(\sum_{i=1}^m (-\ln u_i)^{\phi} \right)^{\frac{1}{\phi}} \right\}$	$\phi \in [1, \infty)$
	Independent	$\prod_{i=1}^m u_i$	-

between the n random variables. We denote the dependence parameter as ϕ , which, in general, may be a scalar, a vector or a matrix.

An attractive feature of copulas is the invariance property which is given in the following theorem.

Theorem 2 (Thm 2.4.3, [27]). *Let X and Y be continuous random variables with copula C_{XY} . If α and β are strictly increasing on $\text{Ran}X$ and $\text{Ran}Y$, respectively, then $C_{\alpha(X)\beta(Y)} = C_{XY}$. Thus, C_{XY} is invariant under strictly increasing transformations of X and Y .*

This property will be employed when the raw sensor observation X is transformed by a piecewise linear compressor, later in Section V-B of this paper.

An important step in modeling the joint distributions using the copula-based model in (14) is how to choose $c(\cdot)$ from a finite set of copulas, say $\mathcal{C} = \{c_m : m = 1, \dots, M\}$. As will be shown later, copula model selection is embedded in the GLRT formulation, as well as the estimation of corresponding copula parameter ϕ .

B. Fusion of analog censored data

Under **Scenario A-C**, the joint PDF of received messages \mathbf{x}_{S_i} and FC's observation x_{0l} under hypothesis H_i , ($i = 0, 1$) is given as

$$f(\mathbf{x}_{S_i}, x_{0l} | H_i) = \int_{\prod_{n \in \mathcal{C}_l} \bar{R}_n} f_{\mathbf{X}}(\mathbf{x}_l, x_{0l} | H_i) d\mathbf{x}_{\mathcal{C}_l} \quad (15)$$

where $\mathbf{x}_l = \{x_{1l}, \dots, x_{Nl}\}$, $\mathbf{x}_{\mathcal{C}_l} = \{x_{nl} : n \in \mathcal{C}_l\}$ and $f_{\mathbf{X}}(\cdot | H_i)$ denotes the joint density function of all observations $\mathbf{X} := [X_1, \dots, X_N, X_0]$ from the sensors and the FC under H_i . We use $\prod_{n \in \mathcal{C}_l} \bar{R}_n$ to represent the multifold integration regions $\bar{R}_{\mathcal{C}_l\{1\}} \times \dots \times \bar{R}_{\mathcal{C}_l\{|\mathcal{C}_l|\}}$ where $\mathcal{C}_l\{j\}$ is the j -th element of \mathcal{C}_l and $|\cdot|$ denotes the cardinality of the set. The expression on the right hand side (RHS) of Equation (15) is the joint PDF of all the

observations integrated over the no-send regions of all censoring sensors, which yield the joint PDF of $\{\mathbf{x}_{S_l}, x_{0l}\}$ under H_i . The dimension of the integration is $|\mathbb{C}_l|$.

The unknown joint distribution $f_{\mathbf{X}}(\mathbf{x}_l, x_{0l}|H_i)$ can be approximated using a copula density function. According to the copula-based formulation of a joint distribution in (13), the density function in (15) can be approximated by

$$\begin{aligned} & \hat{f}(\mathbf{x}_{S_l}, x_{0l}|c_i, \phi_i, H_i) \\ &= \int_{\prod_{n \in \mathbb{C}_l} \bar{R}_n} \hat{f}_{\mathbf{X}}(\mathbf{x}_l, x_{0l}|H_i) d\mathbf{x}_{\mathbb{C}_l} \\ &= \int_{\prod_{n \in \mathbb{C}_l} \bar{R}_n} \prod_{n=0}^N f_n(x_{nl}|H_i) c_i(\mathbf{x}_l, x_{0l}|\phi_i) d\mathbf{x}_{\mathbb{C}_l} \end{aligned} \quad (16)$$

with

$$c_i(\mathbf{x}_l, x_{0l}|\phi_i) = c_i(F_0(x_{0l}|H_i), \dots, F_N(x_{Nl}|H_i)|\phi_i) \quad (17)$$

where c_i denotes the copula density function applied to approximate the dependence structure under hypothesis H_i and ϕ_i represents the corresponding dependence parameter. We have used the notation $\hat{f}(\cdot)$ to emphasize that these are approximations. How c_i is selected from a library of copula density function \mathcal{C} and how the parameter ϕ_i is estimated according to the data that is available at the FC, will be discussed later in the section.

The Generalized Likelihood Ratio Test (GLRT) at the FC can be obtained based on (16)

$$T(\mathbf{x}_S, \mathbf{x}_0) = \frac{\max_{c_1 \in \mathcal{C}, \phi_1} \prod_{l=1}^L \hat{f}(\mathbf{x}_{S_l}, x_{0l}|c_1, \phi_1, H_1)}{\max_{c_0 \in \mathcal{C}, \phi_0} \prod_{l=1}^L \hat{f}(\mathbf{x}_{S_l}, x_{0l}|c_0, \phi_0, H_0)} \stackrel{H_1}{\underset{H_0}{\gtrless}} \eta \quad (18)$$

where η is the threshold that satisfies the constraint $P_F(\eta) = \alpha$. It should be noted that copula selection and parameter estimation are embedded in the GLRT. The best copula c_i^* is the one that has the highest likelihood score, i.e.,

$$c_i^* = \arg \max_{c_i \in \mathcal{C}} \prod_{l=1}^L \hat{f}(\mathbf{x}_{S_l}, x_{0l}|c_i, \hat{\phi}_i, H_i) \quad (19)$$

where, for any $c_i \in \mathcal{C}$, the corresponding parameter is estimated using maximum likelihood estimation

$$\hat{\phi}_i = \arg \max_{\phi_i} \prod_{l=1}^L \hat{f}(\mathbf{x}_{S_l}, x_{0l}|c_i, \phi_i, H_i) \quad (20)$$

Since the true dependence model can be very complex and may not be present in the library of candidate copulas \mathcal{C} , the best copula c_i^* may still be misspecified.

When independent observations are assumed across the sensors, the dependence structures under both hypotheses

are described by the product copula, i.e., $c_i^* = 1, i = 0, 1$. In this case, the test statistic in (18) reduces to

$$T(\mathbf{x}_{\mathbb{S}}, \mathbf{x}_0) = \prod_{l=1}^L \left[\prod_{n \in \mathbb{C}_l} \rho_n \prod_{n \in \mathbb{S}_l \cup \{0\}} \frac{f_n(x_{nl}|H_1)}{f_n(x_{nl}|H_0)} \right] \quad (21)$$

where ρ_n is the likelihood ratio between the two hypotheses when no message is received from sensor n , which is given as

$$\rho_n = \frac{P(X_n \in \overline{R}_n|H_1)}{P(X_n \in \overline{R}_n|H_0)} \quad (22)$$

The test statistic in (21) is the same as the one derived under independence assumption in [3], [4].

Unlike the evaluation of the test statistic in (21), which involves only one-dimensional integrals, the computation of $T(\mathbf{x}_{\mathbb{S}}, \mathbf{x}_0)$ in (18) for dependent observations involves multiple $|\mathbb{C}_l|$ -dimensional integrations due to the existence of spatial dependence. When the probability of censoring becomes higher for each sensor or the number of sensors in the network gets larger, $|\mathbb{C}_l|$ increases, so does the computational complexity of (18).

C. Fusion of quantized-censored data

In **Scenario Q-C**, where uncensored observations are quantized before transmission, discrete-valued messages are received at the FC. A copula-based rule for fusing these discrete-valued messages and continuous observations of the FC is developed in this subsection.

Knowing local sensors' censoring schemes, the joint likelihood that the dataset $\mathbf{u}_{\mathbb{S}_l} = \{k_n(i_n) : n \in \mathbb{S}_l\}$ is received and x_{0l} is observed at the FC under hypothesis H_i is

$$f(\{k_n(i_n) : n \in \mathbb{S}_l\}, x_{0l}|H_i) = \int_{\prod_{n \in \mathbb{C}_l} \overline{R}_n} \int_{\prod_{n \in \mathbb{S}_l} Q_{i_n}} f_{\mathbf{X}}(\mathbf{x}_l, x_{0l}|H_i) d\mathbf{x}_l \quad (23)$$

where $d\mathbf{x}_l = dx_{1l} \dots dx_{Nl}$ and recall that Q_{i_n} is the quantization partition corresponds to the output value $k_n(i_n)$. Eq. (23) is the joint distribution of sensors' and FC's observations integrated over the no-send regions of the censoring sensors and the quantization partitions Q_{i_n} of the transmitting sensors. The unknown joint distribution $f_{\mathbf{X}}(\mathbf{x}_l, x_{0l}|H_i)$ can be approximated using a copula density function. Thus, the probability density function in (23)

can be approximated as follows

$$\begin{aligned}
& \hat{f}(\{k_n(i_n) : n \in \mathbb{S}_l\}, x_{0l} | H_i) \\
&= \int_{\prod_{n \in \mathbb{C}_l} \bar{R}_n} \int_{\prod_{n \in \mathbb{S}_l} Q_{i_n}} \hat{f}_{\mathbf{X}}(\mathbf{x}_l, x_{0l} | H_i) d\mathbf{x}_l \\
&= \int_{\prod_{n \in \mathbb{C}_l} \bar{R}_n} \int_{\prod_{n \in \mathbb{S}_l} Q_{i_n}} \prod_{n=0}^N f_n(x_{nl} | H_i) c_i(\mathbf{x}_l, x_{0l} | \phi_i) d\mathbf{x}_l
\end{aligned} \tag{24}$$

The dependence of the LHS of (24) on the copula model c_i and its parameter ϕ_i is not specified only for notational simplicity. Statistical theory of copulas is not applied directly to approximate the joint distribution of the discrete random variables $\{u_1, \dots, u_N\}$ because copulas for discrete marginals are not well defined. Thus, we can only approximate the joint distribution of the continuous random vector \mathbf{X} , through which the approximated probability of $\{\mathbf{u}_{\mathbb{S}_l}, x_{0l}\}$ under each hypothesis can be obtained. It has to be noted that an N -dimensional integration is involved in (24).

Based on (24), the joint distribution of $\mathbf{u}_{\mathbb{S}_l}$ and x_{0l} given H_i can be written as

$$\begin{aligned}
& \hat{f}(\mathbf{u}_{\mathbb{S}_l}, x_{0l} | c_i, \phi_i, H_i) = \\
& \prod_{\mathbb{S} \in \mathcal{N}} \prod_{\substack{i_n = -L_n \\ n \in \mathbb{S}_l}}^{U_n - 1} \hat{f}(\{k_n(i_n), n \in \mathbb{S}_l\}, x_{0l} | H_i)^{\mathbb{I}_{\mathbb{S}_l = \mathbb{S}} \mathbb{I}_{\mathbf{u}_{\mathbb{S}_l} = \{k_n(i_n) : n \in \mathbb{S}_l\}}}
\end{aligned} \tag{25}$$

where $\mathbb{I}_{\{\cdot\}}$ denotes the indicator function. \mathbb{S} represents a subset of $\{1, \dots, N\}$ and \mathcal{N} represents the set consisting of all possible \mathbb{S} .

The Generalized Likelihood Ratio Test (GLRT) at the FC can be written as

$$T(\mathbf{u}_{\mathbb{S}}, \mathbf{x}_0) = \frac{\max_{c_1 \in \mathcal{C}, \phi_1} \prod_{l=1}^L \hat{f}(\mathbf{u}_{\mathbb{S}_l}, \mathbf{x}_0 | c_1, \phi_1, H_1)}{\max_{c_0 \in \mathcal{C}, \phi_0} \prod_{l=1}^L \hat{f}(\mathbf{u}_{\mathbb{S}_l}, \mathbf{x}_0 | c_0, \phi_0, H_0)} \stackrel{H_1}{\underset{H_0}{\geq}} \eta \tag{26}$$

where η satisfies the constraint that $P_F(\eta) = \alpha$.

It is noted that evaluation of $T(\mathbf{u}_{\mathbb{S}}, \mathbf{x}_0)$ involves N -dimensional integrations, thus the computational complexity increases drastically in the number of sensors. Therefore, we propose computationally efficient approximate fusion rules for both transmission scenarios in the following sections.

IV. NOISE-AIDED FUSION OF ANALOG CENSORED DATA

An alternative fusion rule for analog censored dependent data is proposed in this section based on substituting unreceived messages with artificial noise. This approach eliminates the necessity of computing multidimensional

integrals and is, thus, more computationally efficient at the expense of slight performance loss.

If the FC receives no signal from sensor n at l , then we only know that $x_{nl} \in \overline{R}_n$, since neither the true underlying hypothesis nor the priors of the hypotheses are known. Thus, the uninformative prior in (27) is assumed for the distribution of the missing messages.

$$f(x_{nl}) = \begin{cases} \frac{1}{t_{n2}-t_{n1}}, & x_{nl} \in [t_{n1}, t_{n2}] \\ 0, & \text{otherwise} \end{cases} \quad (27)$$

for all $n \in \mathbb{C}_l$. An artificial noise d_{nl} is generated according to the PDF in (27) to represent the unreceived message from sensor n at time instant l . Let Z_n denote the message corresponding to sensor n after the addition of noise, if there is any, whose distribution under hypothesis H_i is given as

$$\begin{aligned} f_{Z_n}(z_n|H_i) &= \mathbb{I}_{z_n \in R_n} f_n(z_n|H_i) + \mathbb{I}_{z_n \in \overline{R}_n} \frac{P(X_n \in \overline{R}_n|H_i)}{t_{n2}-t_{n1}} \end{aligned} \quad (28)$$

for all $n = 1, \dots, N$. The new set of data consists of the received messages and the generated artificial noise terms, i.e., $\mathbf{z}_l := \{\mathbf{x}_{S_l}, \mathbf{d}_{\mathbb{C}_l}\}$, where $\mathbf{d}_{\mathbb{C}_l} = \{d_{nl} : n \in \mathbb{C}_l\}$.

The joint PDF of the data set \mathbf{z}_l and x_{0l} can be approximated using a copula density function

$$\begin{aligned} \hat{f}_{\mathbf{z}, X_0}(\mathbf{z}_l, x_{0l}|c_i, \phi_i, H_i) &= \prod_{n=1}^N f_{Z_n}(z_{nl}|H_i) f_0(x_{0l}|H_i) c_i(\mathbf{z}_l, x_{0l}|\phi_i) \\ &= \prod_{n \in \mathbb{C}_l} \frac{P(X_n \in \overline{R}_n|H_i)}{t_{n2}-t_{n1}} \prod_{n \in \mathbb{S}_l} f_{Z_n}(z_{nl}|H_i) f_0(x_{0l}|H_i) \\ &\quad \times c_i(\mathbf{z}_l, x_{0l}|\phi_i) \end{aligned} \quad (29)$$

where

$$\begin{aligned} c_i(\mathbf{z}_l, x_{0l}|\phi_i) &= \\ c_i(F_{Z_1}(z_{1l}|H_i), \dots, F_{Z_N}(z_{Nl}|H_i), F_0(x_{0l}|H_i)|\phi_i) \end{aligned} \quad (30)$$

Thus, the GLRT can be written as

$$T(\mathbf{z}, \mathbf{x}_0) = \frac{\max_{c_1 \in \mathcal{C}, \phi_1} \prod_{l=1}^L \hat{f}_{\mathbf{z}, X_0}(\mathbf{z}_l, x_{0l}|c_1, \phi_1, H_1)}{\max_{c_0 \in \mathcal{C}, \phi_0} \prod_{l=1}^L \hat{f}_{\mathbf{z}, X_0}(\mathbf{z}_l, x_{0l}|c_0, \phi_0, H_0)} \stackrel{H_1}{\underset{H_0}{\gtrless}} \eta \quad (31)$$

where $\mathbf{z} = \{\mathbf{z}_1, \dots, \mathbf{z}_L\}$. By substituting (29) into the above test, we have a

$$T(\mathbf{z}, \mathbf{x}_0) = \prod_{l=1}^L \left[\prod_{n \in \mathcal{C}_l} \rho_n \prod_{n \in \mathcal{S}_l} \frac{f_{Z_n}(z_{nl}|H_1) f_0(x_{0l}|H_1)}{f_{Z_n}(z_{nl}|H_0) f_0(x_{0l}|H_0)} \right] \times \frac{\max_{c_1 \in \mathcal{C}, \phi_1} \prod_{l=1}^L c_1(\mathbf{z}_l, x_{0l}|\phi_1)}{\max_{c_0 \in \mathcal{C}, \phi_0} \prod_{l=1}^L c_0(\mathbf{z}_l, x_{0l}|\phi_0)} \quad (32)$$

The first term of the test statistic in (32) which is exactly the same as the test statistic under the independence assumption in (21), corresponds to the differences in the marginal statistics, while the spatial dependence and interactions are included in the second term.

The test in (32) does not require the computation of multidimensional integrals as the one in (18), resulting in great computational efficiency. Since the SNR at the FC is decreased due to the addition of artificial noise, detection performance is degraded, but only by a relatively small amount as will be shown later in the simulations.

V. NOISE-AIDED FUSION OF QUANTIZED-CENSORED DATA

In this section, a computationally efficient fusion rule for quantized-censored data is proposed based on Widrow's Theorem of quantization [28]. We first briefly introduce Widrow's Theorem of quantization.

A. A Review of Widrow's Statistical Theorem of Quantization

According to Widrow [28], [29], quantization of a random variable can be interpreted as the sampling of its PDF. Also, the PDF of the quantized random variable is the convolution of the original PDF with the PDF of a uniformly distributed random variable, followed by conventional sampling. The PDF of the uniform quantizer output u_n can be expressed as:

$$f_{U_n}(x) = (f_{W_n}(x) * f_{X_n}(x)) \sum_{t \in \mathbb{Z}} q_n \delta(x - tq_n - \frac{q_n}{2}) \quad (33)$$

where $*$ represents the convolution operation and $\delta(x)$ is define as

$$\delta(x) = \begin{cases} 1, & x = 0 \\ 0, & \text{otherwise} \end{cases} \quad (34)$$

and $f_{W_n}(x)$ is a uniform PDF as follows

$$f_{W_n}(x) = \begin{cases} \frac{1}{q_n}, & -\frac{q_n}{2} \leq x \leq \frac{q_n}{2} \\ 0, & \text{otherwise} \end{cases} \quad (35)$$

Uniform quantization introduces two kinds of noise: (a) the additive noise W_n and (b) aliasing error due to sampling. However, if the Characteristic Function (CF) of the input PDF $\varphi_{X_n}(v) = E[e^{jvx_n}]$ is band-limited such that $\varphi_{X_n}(v) = 0$ for $|v| > \frac{\pi}{q_n}$, then in principle the original PDF of the input can be reconstructed from the knowledge of $f_{U_n}(x)$.

Theorem 3 (Thm QT1, [28]). *If the CF of X_n is “band-limited”, so that*

$$\varphi_{X_n}(v) = 0, \quad |v| > \frac{\pi}{q_n} \quad (36)$$

then the PDF of X_n can be derived from the PDF of U_n .

Theorem 4 (Thm QT2, [28]). *If the CF of X_n is “band-limited”, so that*

$$\varphi_{X_n}(v) = 0, \quad |v| > \frac{2\pi}{q_n} - \varepsilon \quad (37)$$

with ε positive and arbitrarily small, then the moments of X_n can be calculated from the moments of U_n .

Noting that the conditions of Theorem 3 or Theorem 4 are more likely to be satisfied for small quantization step sizes q_n , we consider the fusion rule that is suited for high-rate quantization.

B. Computationally efficient fusion of quantized-censored data

As discussed previously, the high complexity in computing the copula-based GLRT stems from the need for computing multidimensional integrals. We simplify the fusion process by adding controlled noise to the multilevel decisions received at the fusion center based on Widrow’s theory.

Given the quantization step size q_n which is determined by the number of bits that can be transmitted over the channel, We first propose a fusion rule that corresponds to a specific censoring region $\bar{R}_n = [0, q_n]$. Then, the fusion rule is generalized to the case of any arbitrary censoring interval.

For this specific censoring interval, receiving no signal from sensor n implies that the observation of sensor n is in the quantization partition $[0, q_n]$. We can reformulate the problem as the one in which each sensor’s raw observations are quantized according to the following uniform quantizer and all local quantizer outputs $\{u_{nl} : n = 1, \dots, N\}$ are transmitted to the FC for decision making.

$$\gamma_n(x_{nl}) = \begin{cases} -L_n q_n + q_n/2, & x_{nl} < -(L_n - 1)q_n \\ q_n \lfloor x_{nl}/q_n \rfloor + q_n/2, & -(L_n - 1)q_n \leq x_{nl} < U_n q_n \\ U_n q_n + q_n/2, & x_{nl} \geq U_n q_n \end{cases} \quad (38)$$

According to Widrow’s Theorem (33), the CF of uniformly quantized data contains repeated and phase-shifted replicas due to the sampling process. We are able to keep the main lobe and filter out the terms due to aliasing in $\varphi_{U_n}(v)$ using a low pass filter (LPF). To do that, an externally generated noise d_{nl} with PDF $f_{D_n}(\cdot)$ is added to the discrete-valued observation before fusion. Let d_n denote the generated noise and the new observation z_{nl} is

$$z_{nl} = u_{nl} + d_{nl} \quad (39)$$

Correspondingly, the CF of the new observation is

$$\varphi_{Z_n}(v) = \varphi_{U_n}(v) \cdot \varphi_{D_n}(v) \quad (40)$$

The CF of noise D_n should be band-limited to play the role of a LPF. A perfect LPF-noise would have a rectangular CF in $-\frac{\pi}{q_n} \leq v \leq \frac{\pi}{q_n}$ which does not correspond to a valid PDF. Thus, attention needs to be paid while designing D_n such that as little distortion as possible is introduced when transforming the discrete-valued U_n to a continuous variable Z_n .

Most distributions that are employed in practice, like the Gaussian, exponential or chi-squared are not perfectly band-limited. This fact does not prevent the application of the quantization theorems if the quantum step size is significantly smaller than the standard deviation. If the condition stated in Theorem 3 is satisfied, we have the following relationship:

$$Z_n = X_n + W_n + D_n \quad (41)$$

Thus, at the FC, the PDF of data z_{nl} under hypothesis H_i can be derived, which is

$$f_{Z_n}(z_{nl}|H_i) = f_n(z_{nl}|H_i) * f_{W_n}(z_{nl}) * f_{D_n}(z_{nl}) \quad (42)$$

In practice, the quantizer output corresponding to the censoring interval $[0, q_n]$, which is $q_n/2$, is generated at the FC to represent the missing messages before the addition of LPF-noise. So, d_{nl} is added to u_{nl} for all $n \in \mathbb{S}_l$ and $d_{nl} + q_n/2$ is generated for all $n \in \mathbb{C}_l$ to obtain the new observation z_{nl} . The joint PDF of the data $\mathbf{z}_l = \{z_{1l}, \dots, z_{Nl}\}$ and x_{0l} , which are continuous, can be directly approximated by copula theory as follows

$$\begin{aligned} \hat{f}_{\mathbf{z}_l, X_0}(\mathbf{z}_l, x_{0l}|c_i, \phi_i, H_i) = \\ \prod_{n=1}^N f_{Z_n}(z_{nl}|H_i) f_0(x_{0l}|H_i) c_i(\mathbf{z}_l, x_{0l}|\phi_i) \end{aligned} \quad (43)$$

Thus, the GLRT can be written as

$$T(\mathbf{z}, \mathbf{x}_0) = \frac{\max_{c_1 \in \mathcal{C}, \phi_1} \prod_{l=1}^L \hat{f}_{\mathbf{z}_l, X_0}(\mathbf{z}_l, x_{0l}|c_1, \phi_1, H_1)}{\max_{c_0 \in \mathcal{C}, \phi_0} \prod_{l=1}^L \hat{f}_{\mathbf{z}_l, X_0}(\mathbf{z}_l, x_{0l}|c_0, \phi_0, H_0)} \stackrel{H_1}{\geq} \eta \quad (44)$$

where $\mathbf{z} = \{\mathbf{z}_1, \dots, \mathbf{z}_L\}$. The proposed test in (44) is a function of continuous variables only and involve the computation of one-dimensional integrals. Compared with the test statistic in (25) which requires the computation of N -dimensional integrals, the noise-aided fusion rule greatly simplifies the test.

The noise-aided fusion rule is designed for the specific censoring interval of $[0, q_n]$ in the above discussion. Next, we generalize the test for the case of an arbitrary no-send region of $[t_{n1}, t_{n2}]$. It is worth mentioning that if the conditions for Theorem 3 or Theorem 4 are satisfied for X_n , these conditions are still satisfied even after adding

a constant b to X_n . This can be explicitly explained from the expression for the CF of $X_n + b$:

$$\varphi_{X_n+b}(v) = e^{jvb} \varphi_{X_n}(v) \quad (45)$$

Similarly, an arbitrary shift of the quantization transfer characteristic in (10) will not affect the fulfillment of the conditions of the theorems, either. Thus, without loss of generality, we assume $t_{n1} = 0$.

The problem can be identified as the fusion of non-uniformly quantized dependent data in which all the quantization partitions are of length q_n except for one which is $[0, t_{n2}]$. It has been demonstrated that the statistical theory of quantization can also be applied to non-uniformly quantized data [28]. We can represent the quantizer by a piecewise linear compressor (we call it a compressor, but whether it is actually a compressor or an expander depends on the ratio t_{n2}/q_n), a uniform quantizer and a piecewise linear expander which is the inverse of the compressor. Since it is the probability that data comes from a certain quantization partition that is utilized in our test, we only need to consider the piecewise linear compressor and the uniform quantizer that follows it.

A piecewise linear compressor is applied to the observations x_{nl} before quantization, whose output y_{nl} is given as

$$y_{nl} = g_n(x_{nl}) = \begin{cases} x_{nl}, & x_{nl} < 0 \\ \frac{q_n x_{nl}}{t_{n2}}, & t_{n1} \leq x_{nl} \leq t_{n2} \\ x_{nl} - t_{n2} + q_n, & x_{nl} > t_{n2} \end{cases} \quad (46)$$

Remark 1. Since $g_n(\cdot)$ is a strictly increasing function, according to the invariance property of copulas in Theorem 2, the best copula that approximates the dependence among $[X_1, \dots, X_N, X_0]$, is also the one that describes the dependence structure among $[Y_1, \dots, Y_N, X_0]$, with the same dependence parameter.

If we can ascertain the band-limitedness of the compressed signal Y_n , quantization theory developed for uniform quantization can be applied to the uniform quantizer which follows the compressor. Due to the piecewise linear property of the transformation in (46), the PDF of Y_n contains jumps at the break points of $g_n(\cdot)$. Because of such break points, the CF of Y_n may not be perfectly band-limited.

Figure 1 shows that the CF of raw data X_n which is Gaussian distributed and the CF of the compressed signal Y_n with different degrees of compression that is characterized by the ratio between the length of censoring interval and the quantization step size, i.e., t_{n2}/q_n . It can be seen that Y_n is not perfectly band-limited. However, when the quantization step size is set to $q_n = 1/2$, $\phi(v) \approx 0$ for $|v| > \pi/q_n = 2\pi$, especially for small degrees of compression ($t_{n2}/q_n < 3$). The condition stated in Theorem 3 is satisfied very closely, when the length of the censoring interval is comparable to the quantization step size, or in other words, the break point of $g_n(\cdot)$ is not very ‘‘sharp’’.

The compressed data, y_{nl} , is passed through a uniform quantizer with quantization step size q_n whose output is $u_{nl} = \gamma_n(y_{nl})$. This approach successfully transforms the problem of designing computationally efficient fusion

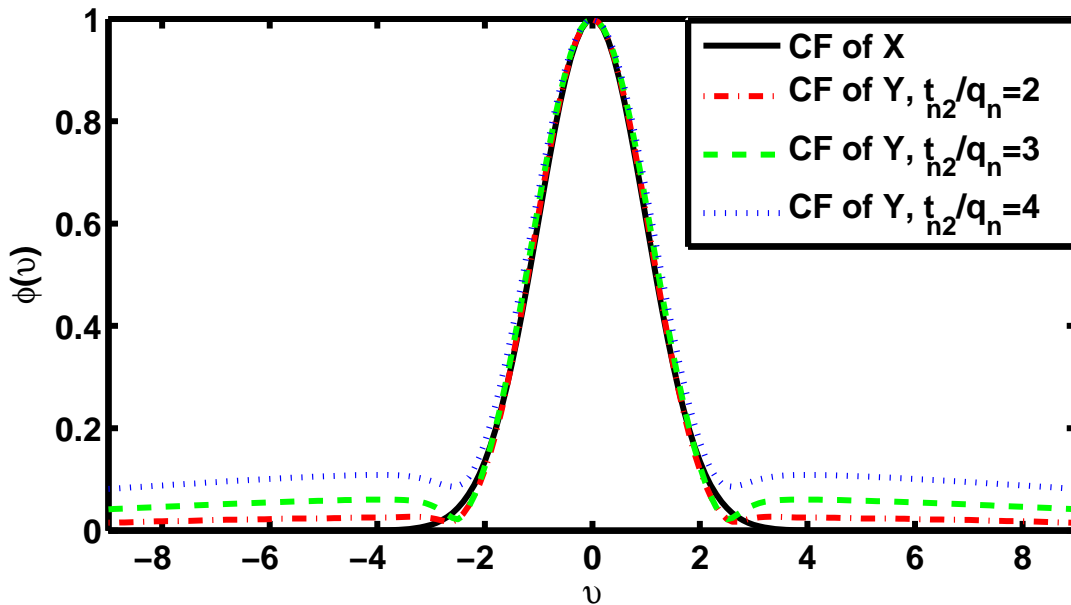


Fig. 1. Characteristic functions of X and Y

rule under arbitrary communication rate constraint to the fusion of uniformly quantized data, to which we already have a noise-aided solution from the previous discussion.

Before fusion, a LPF-noise d_{nl} is added to each received data u_{nl} to create continuous observation $z_{nl} = u_{nl} + d_{nl}$ and each observation that is not received is replaced by $z_{nl} = q_n/2 + d_{nl}$. The new set of observations from sensors to be fused is \mathbf{z} which are continuous. If the CF of Y_n satisfies the condition of Theorem 3 closely and D_n is properly designed as a LPF, we have the following relationship,

$$Z_n = Y_n + W_n + D_n \quad (47)$$

At the FC, the PDF of data z_{nl} under hypothesis H_i can be written as

$$f_{Z_n}(z_{nl}|H_i) = f_{Y_n}(z_{nl}|H_i) * f_{W_n}(z_{nl}) * f_{D_n}(z_{nl}) \quad (48)$$

The joint PDF of $\{\mathbf{z}, \mathbf{x}_0\}$ can be approximated using a copula density function as in (29) and the test statistic $T(\mathbf{z}, \mathbf{x}_0)$ is similar to the one in (44) can be derived. The fusion rule based on the addition of controlled noise greatly reduces the computational complexity, but at the expense of decreased SNR at the FC. Thus, D_n should be designed to introduce as little distortion as possible while filtering the required signal.

In many practical situations, uniform quantization is not optimal, therefore, it is important to develop models that can accommodate non-uniformly quantized-censored data. It is always possible to represent the nonuniform quantizer by combining a piecewise linear compressor, as the one in (46), a uniform quantizer, and a piecewise linear expander. If the CF of the compressed random variable satisfies the condition for Theorem 3, then the quantization

theory for uniformly quantized data can be applied. An example of a floating point quantizer is given in [28], and for the number of bits used in practice, the conditions required for the quantization theorem are satisfied very closely.

VI. SIMULATION RESULTS

In this section, we provide simulation results to demonstrate the performance of our proposed fusion rules under different settings. We assume that under both hypotheses all sensors' observations are Gaussian distributed as follows

$$H_i : X_n \sim \mathcal{N}(\mu_i, \sigma^2), \quad \forall i = 0, 1 \quad (49)$$

for all $n = 1, \dots, N$, where $\mathcal{N}(\mu, \sigma^2)$ denotes the univariate Gaussian distribution with mean μ and variance σ^2 . It is known that the CF of a Gaussian distribution is a bell shaped function which approximates a band-limited signal. The band-limitedness will be used in the noise-aided fusion under **Scenario Q-C**. We set $[\mu_0, \mu_1] = [0, 0.5]$ and $\sigma = 3$ and we assume that under H_0 , sensors' observations are independently distributed. The FC's observation is distributed according to $\mathcal{N}(0.1, 3^2)$. Since the FC is remotely located, we assume that the FC's observation is independent of all sensors' observations under both hypotheses. Identical censoring rate constraints are applied for all sensors, i.e., $\beta_1 = \dots = \beta_N = \beta$. Since we only focus on the fusion aspect of the detection problem for a given local censoring scheme, without loss of generality we assume the censoring region with the lower limit $t_{n1} = 0$ and t_{n2} is determined by the following censoring rate constraint

$$\int_0^{t_{n2}} f_n(x_n | H_0) dx_n = \beta.$$

We first consider a 2-sensor network, i.e., $N = 2$. Under H_1 , the dependence between the two sensors' observations is generated by a Frank Copula with the corresponding Kendall's τ being 0.3.⁴

In **Scenario A-C**, sensor observations that are not in the censoring region $[0, t_{n2}]$ are transmitted to the FC. The received analog messages are directly used for deciding the true state of nature according to the copula-based GLRT in (18), but involving a high computational complexity. In the noise-aided GLRT, the unreceived messages are replaced by randomly generated noise at the FC before fusion. Then the detection is carried out according to (32). In many papers, the inter-sensor dependence is ignored in the fusion of censored data for simplicity. Under independence assumption, the test is conducted according to (21).

In **Scenario Q-C**, we set the quantization step size $q_n = \sigma/3 = 1$. Sensor observations that are not in the censoring region $[0, t_{n2}]$ are first quantized and then transmitted to the FC. After receiving the discrete messages, a copula-based GLRT is applied for deciding the true hypothesis according to (26). In the noise-aided fusion approach that we proposed for this scenario, our setting of the quantization step size satisfies the conditions in Theorem 4 closely. The LPF-noise D_n is designed to be Gaussian distributed with zero mean and variance $\sigma_D = 1$. Distortion is introduced because the CF of Gaussian distribution does not yield an ideal LPF, but is tolerable for our settings.

⁴Kendall's τ is a non-parametric rank-based measure of dependence, ranging from -1 to 1 . Nelsen has proved the following relationship for a copula, C , and random variables $X \sim f_X(x), Y \sim f_Y(y)$ [27, p. 161]: $\tau(\phi) = 4E[C_\phi(F_X(x), F_Y(y))] - 1$.

The PDF of the signal to be fused $Z_n = Y_n + W_n + D_n$, which is nothing but the convolution of the three individual PDFs, is calculated numerically. Having the marginal PDFs, the noise-aided GLRT is conducted to test between the two hypotheses.

We set the copula library, from which the best copula is selected, to be $\mathcal{C} = \{\text{Gaussian, Gumbel, Frank, Clayton}\}$, which includes the true generating copula, Frank copula. The receiver operating characteristic (ROC) curves corresponding to different fusion rules for the given local censoring scheme are depicted in Fig. 2. It can be seen that in both **Scenario A-C** and **Scenario Q-C**, our proposed noise-aided GLRTs perform comparably with copula-based GLRTs in which multidimensional integrations are evaluated numerically. Both of our proposed approaches outperform the method under Independence Assumption (IA). The detectors perform better under **Scenario A-C** compared with those under **Scenario Q-C**, which is expected since in **Scenario Q-C** by reducing data transmission through quantization, performance loss is inevitable.

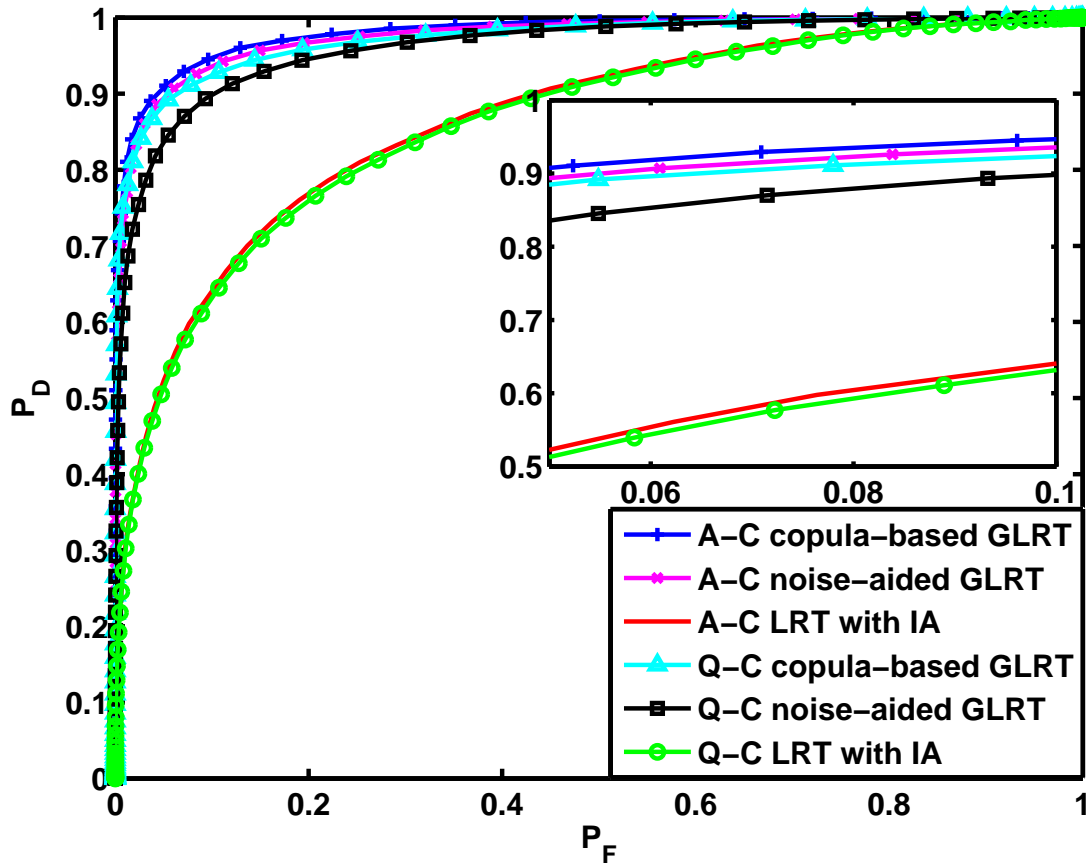


Fig. 2. ROCs corresponding to different fusion rules in a 2-sensor network with $\beta = 0.35$.

To study the impact of copula misspecification on detection performance, we remove the true copula Frank copula from the copula library. The library of copulas \mathcal{C} , including Gaussian copula, Gumbel copula and Clayton

copula, does not contain the true copula. Such a setting allows us to examine the performance of copula-based fusion under the unfavorable situation of model misspecification. The performance of our proposed fusion rules with copula misspecification is shown in Fig. 3. The difference between the two curves corresponding to the detection performance with and without copula misspecification is demonstrated to be negligible in Fig. 3. Although the true dependence among sensor observations can be quite complex, a limited number of well defined copula families are able to characterize most dependence structures. Excluding the true copula from the copula library gives us an insight into the detection performance with misspecification in the most unfavorable situation.

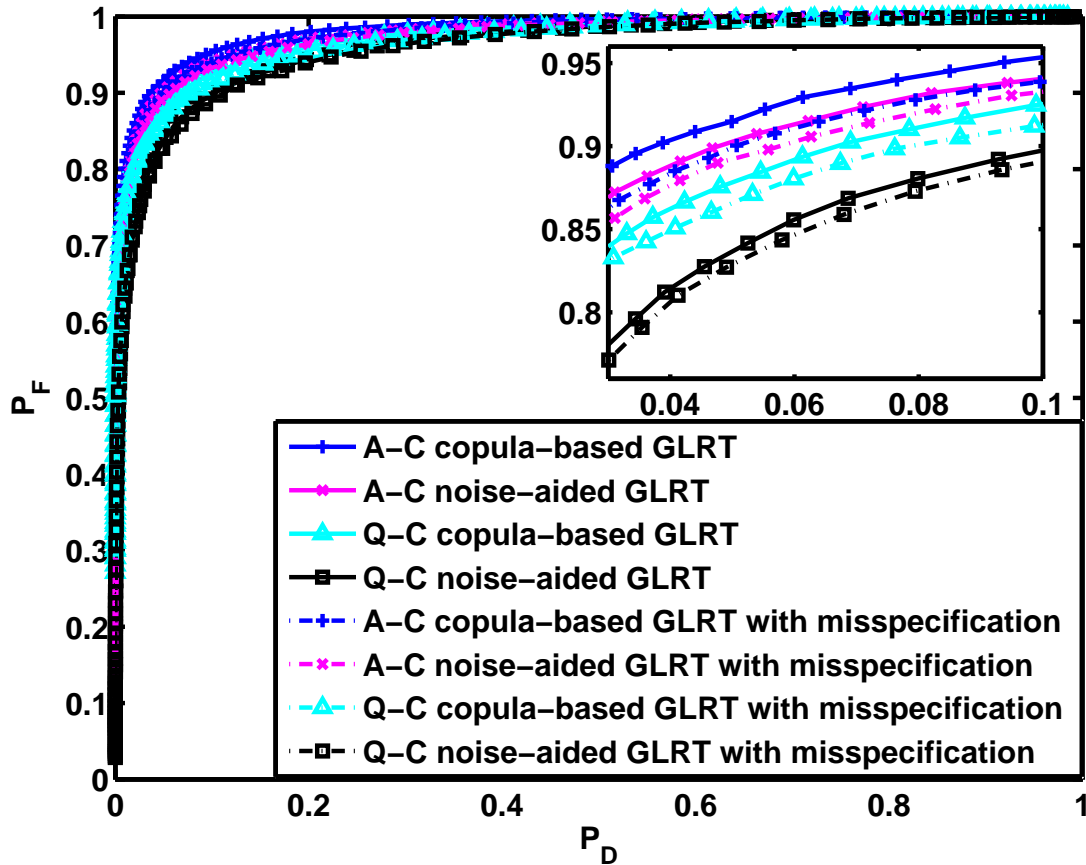


Fig. 3. ROCs corresponding to different copula libraries with $\beta = 0.3$: Frank copula is used to generate the data, GLRT without misspecification corresponds to the case where $\mathcal{C} = \{\text{Gaussian, Gumbel, Clayton, Frank}\}$, while GLRT with misspecification corresponds to the case where $\mathcal{C} = \{\text{Gaussian, Gumbel, Clayton}\}$.

The probability of correct detection P_D for a given probability of false alarm $P_F = 0.1$ is plotted as a function of censoring rate β in Fig. 4 which captures the tradeoff between detection performance and communication efficiency in a censoring sensor network. It is observed that the performance degrades with increased censoring rate. Under **Scenario Q-C**, the gap between the performance of the noise-aided GLRT and the copula-based GLRT using brute force integration becomes larger with the increase in censoring rate. A higher censoring rate leads to a higher degree

of compression t_{n2}/q_n according to the piecewise-linear compressor defined in (46) in our noise-aided approach. Therefore, the conditions of Widrow's quantization theory are more difficult to satisfy as shown in Fig. 1 and the main lobe of the CF of u_n can not be recovered by the process of "filtering" without noticeable distortion. Thus, attention has to be paid while applying our fusion scheme based on LPF-noise when the censoring rate constraint is high.

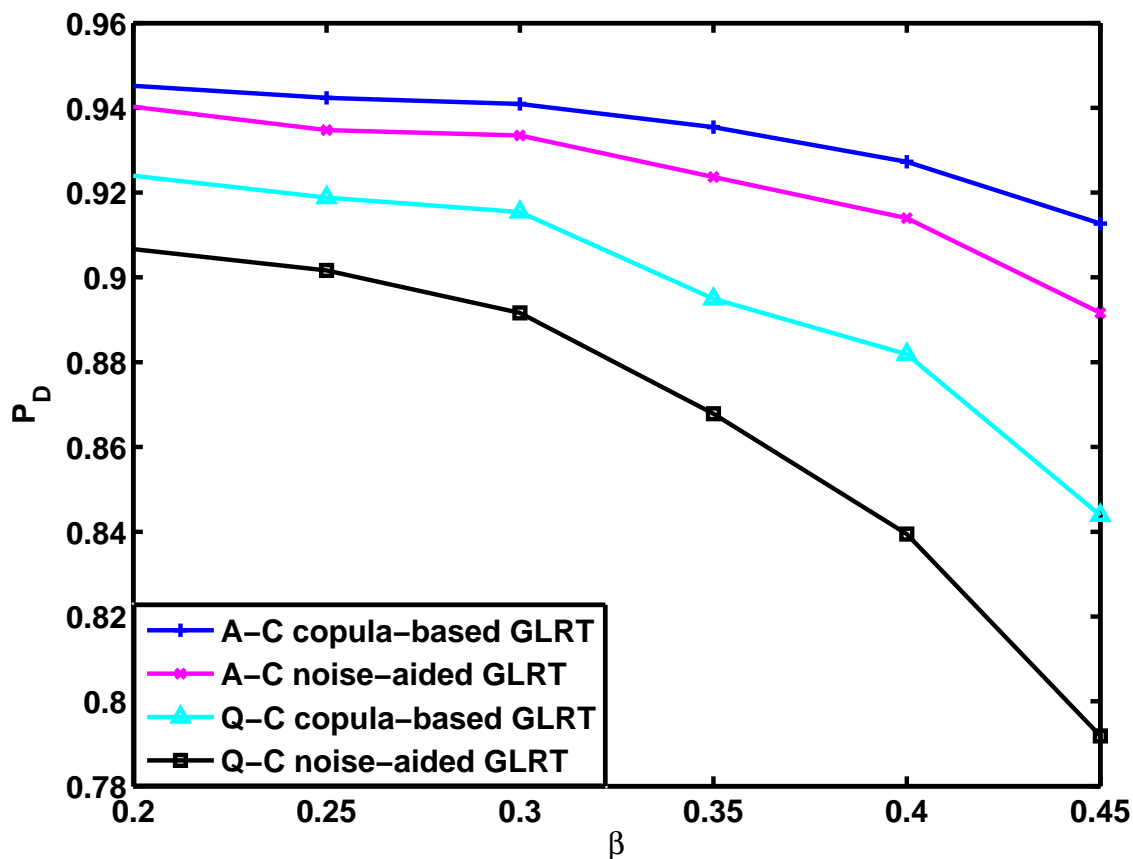


Fig. 4. P_D as a function of censoring rate β under **Scenario A-C** and **Scenario Q-C**

We also consider a multi-sensor network with $N = 3$, where dependence among sensors is generated using a Gaussian copula with the parameter matrix given by

$$R = \begin{bmatrix} 1 & \rho & \rho \\ \rho & 1 & \rho \\ \rho & \rho & 1 \end{bmatrix}$$

where $\rho = 0.25$. In this example, the copula library \mathcal{C} is assumed to include Gaussian copula and t copula. The ROCs corresponding to different fusion approaches in the multi-sensor network are given in Fig. 5. As can be seen,

the performance of our proposed fusion rules that take the inter-sensor dependence into consideration is better than the test derived under independence assumption (IA). And the noise-aided GLRTs perform comparably with the copula-based GLRTs under both transmission scenarios. With the increase in the number of sensors, computational saving of the noise-aided GLRT which transforms one N -dimensional integral to N one-dimensional integrals becomes more significant.

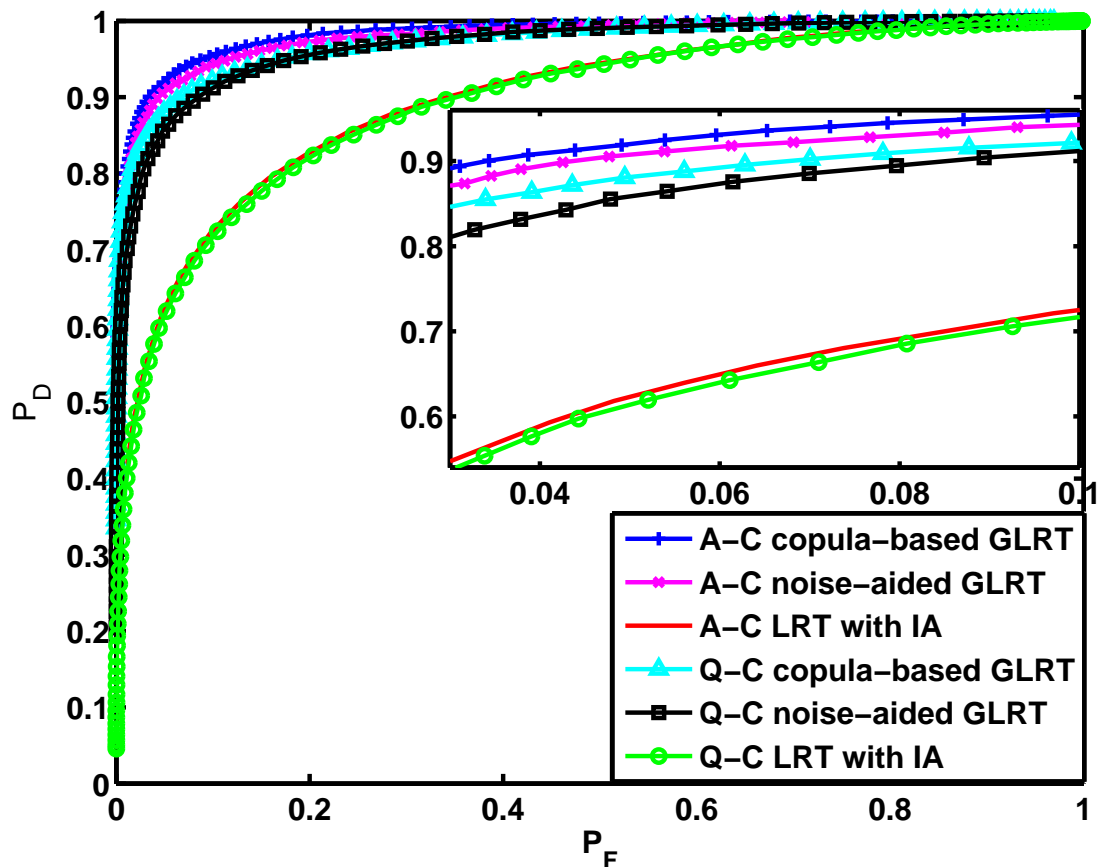


Fig. 5. ROCs corresponding to different fusion rules in a multi-sensor network with $\beta = 0.25$

VII. CONCLUSION

A binary hypothesis testing problem was considered in a censoring sensor network with spatially dependent observations. Each sensor decides to transmit or to censor based on whether its current observation is “informative” or not. Two transmission scenarios were considered. In the first one, uncensored observations are transmitted directly to the FC; in the other, uncensored observations are uniformly quantized and then transmitted. Upon the reception of messages from all transmitting sensors, the FC fuses these messages with its own observations to make the final decision. The fusion rules for both analog censored data and quantized-censored data were proposed based on the

characterization of unknown spatial dependence using a copula density function. The copula-based GLRT for analog censored data involves multidimensional integration, thus is expensive to compute. To address the computational issue, an alternative fusion rule that involves replacing each censored observation with an artificial noise at the FC was proposed. Another computationally efficient fusion rule by injecting controlled noise to the discrete-valued messages was presented to address a similar computational issue with copula-based GLRT for quantized-censored data. Simulation results showed that copula-based GLRTs developed here for analog censored data and quantized-censored data and their computationally efficient versions yield significantly superior performance than the ones derived under the independence assumption. The design of local sensors' censoring strategies and optimal artificial noise to be added at the FC for improved system performance is to be considered in our future work.

ACKNOWLEDGMENT

This material is based upon work supported by, or in part by, the U. S. Army Research Office under grant number W911-NF-13-2-0040.

REFERENCES

- [1] J. N. Tsitsiklis, "Decentralized detection," in *In Advances in Statistical Signal Processing*. JAI Press, 1993, pp. 297–344.
- [2] P. Varshney, *Distributed Detection and Data Fusion*, ser. Signal Processing & Digital Filtering. Springer Verlag, 1997.
- [3] C. Rago, P. Willett, and Y. Bar-Shalom, "Censoring sensors: a low-communication-rate scheme for distributed detection," *Aerospace and Electronic Systems, IEEE Transactions on*, vol. 32, no. 2, pp. 554–568, 1996.
- [4] S. Appadwedula, V. Veeravalli, and D. Jones, "Decentralized detection with censoring sensors," *Signal Processing, IEEE Transactions on*, vol. 56, no. 4, pp. 1362–1373, 2008.
- [5] —, "Energy-efficient detection in sensor networks," *Selected Areas in Communications, IEEE Journal on*, vol. 23, no. 4, pp. 693–702, 2005.
- [6] R. Jiang and B. Chen, "Fusion of censored decisions in wireless sensor networks," *Wireless Communications, IEEE Transactions on*, vol. 4, no. 6, pp. 2668–2673, 2005.
- [7] P. Addesso, S. Marano, and V. Matta, "Sequential sampling in sensor networks for detection with censoring nodes," *Signal Processing, IEEE Transactions on*, vol. 55, no. 11, pp. 5497–5505, Nov 2007.
- [8] R. Jiang, Y. Lin, B. Chen, and B. Suter, "Distributed sensor censoring for detection in sensor networks under communication constraints," in *Signals, Systems and Computers, 2005. Conference Record of the Thirty-Ninth Asilomar Conference on*, October 2005, pp. 946–950.
- [9] S. Marano, V. Matta, and P. Willett, "Distributed detection with censoring sensors under physical layer secrecy," *Signal Processing, IEEE Transactions on*, vol. 57, no. 5, pp. 1976–1986, May 2009.
- [10] W. P. Tay, J. Tsitsiklis, and M. Win, "Asymptotic performance of a censoring sensor network," *Information Theory, IEEE Transactions on*, vol. 53, no. 11, pp. 4191–4209, Nov 2007.
- [11] C.-T. Yu and P. Varshney, "A paradigm for distributed detection under communication constraints," in *Information Theory, 1995. Proceedings., 1995 IEEE International Symposium on*, Sep 1995, p. 293.
- [12] E. Msechu and G. Giannakis, "Sensor-centric data reduction for estimation with WSNs via censoring and quantization," *Signal Processing, IEEE Transactions on*, vol. 60, no. 1, pp. 400–414, 2012.
- [13] Y. Zheng, R. Niu, and P. Varshney, "Sequential Bayesian estimation with censored data for multi-sensor systems," *Signal Processing, IEEE Transactions on*, vol. 62, no. 10, pp. 2626–2641, May 2014.
- [14] H. Chen, B. Chen, and P. Varshney, "A new framework for distributed detection with conditionally dependent observations," *Signal Processing, IEEE Transactions on*, vol. 60, no. 3, pp. 1409–1419, 2012.
- [15] V. Aalo and R. Viswanathan, "On distributed detection with correlated sensors: two examples," *Aerospace and Electronic Systems, IEEE Transactions on*, vol. 25, no. 3, pp. 414–421, 1989.

- [16] S. Iyengar, R. Niu, and P. Varshney, "Fusing dependent decisions for hypothesis testing with heterogeneous sensors," *Signal Processing, IEEE Transactions on*, vol. 60, no. 9, pp. 4888–4897, Sept 2012.
- [17] H. He, A. Subramanian, P. Varshney, and T. Damarla, "Fusing heterogeneous data for detection under non-stationary dependence," in *Information Fusion (FUSION), 2012 15th International Conference on*, July 2012, pp. 1792–1799.
- [18] H. He, A. Subramanian, X. Shen, and P. Varshney, "A coalitional game for distributed estimation in wireless sensor networks," in *Acoustics, Speech and Signal Processing (ICASSP), 2013 IEEE International Conference on*, May 2013, pp. 4574–4578.
- [19] V. Kapnadak and E. Coyle, "Optimal density of sensors for distributed detection in single-hop wireless sensor networks," in *Information Fusion (FUSION), 2011 Proceedings of the 14th International Conference on*, July 2011, pp. 1–8.
- [20] G. Whipps, E. Ertin, and R. Moses, "Distributed detection with collisions in a random, single-hop wireless sensor network," in *Acoustics, Speech and Signal Processing (ICASSP), 2013 IEEE International Conference on*, May 2013, pp. 4603–4607.
- [21] A. S. Abu-Romeh and D. L. Jones, "Decentralized detection in censoring sensor network under correlated observations," *EURASIP Journal on Advances in Signal Processing*, 2010.
- [22] H. He and P. K. Varshney, "Distributed detection with censoring sensors under dependent observations," in *Acoustics, Speech and Signal Processing (ICASSP), 2014 IEEE International Conference on*, May 2014, pp. 5055–5059.
- [23] S. G. Iyengar, P. K. Varshney, and T. Damarla, "A Parametric Copula Based Framework for Hypotheses Testing using Heterogeneous Data," vol. 59, no. 5, pp. 2308 – 2319, May 2011.
- [24] B. Widrow and I. Kollár, *Quantization Noise: Roundoff Error in Digital Computation, Signal Processing, Control, and Communications*. Cambridge, UK: Cambridge University Press, 2008.
- [25] P. Willett, P. Swaszek, and R. Blum, "The good, bad and ugly: distributed detection of a known signal in dependent gaussian noise," *Signal Processing, IEEE Transactions on*, vol. 48, no. 12, pp. 3266–3279, Dec 2000.
- [26] B. Schweizer and A. Sklar, *Probabilistic Metric Spaces*. New York: North Holland, 1983.
- [27] R. Nelsen, *An Introduction to Copulas*, 2nd ed. New York: Springer, 2006.
- [28] B. Widrow, I. Kollár, and M.-C. Liu, "Statistical theory of quantization," *Instrumentation and Measurement, IEEE Transactions on*, vol. 45, no. 2, pp. 353–361, 1996.
- [29] B. Widrow, "A study of rough amplitude quantization by means of nyquist sampling theory," *Circuit Theory, IRE Transactions on*, vol. 3, no. 4, pp. 266–276, 1956.