

An improved approximation for the moist-air entropy potential temperature θ_s .

by Pascal Marquet (WGNE Blue-Book 2015).

Météo-France. CNRM/GMAP. Toulouse. France. *E-mail:* pascal.marquet@meteo.fr

1 Motivations

The moist-air entropy is defined in Marquet (2011, hereafter M11) by $s = s_{ref} + c_{pd} \ln(\theta_s)$ in terms of two constant values (s_{ref} , c_{pd}) and a potential entropy temperature denoted by θ_s . It is shown in M11 that a quantity denoted by $(\theta_s)_1$ plays the role of a leading order approximation of θ_s .

The aim of this note is to demonstrate in a more rigorous way that $(\theta_s)_1$ is indeed the leading order approximation of θ_s , and to derive a second order approximation which may be used in computations of values, gradients or turbulent fluxes of moist-air entropy. Some impacts of this second order approximation are described in this brief version of a note to be submitted to the QJRMS.

2 Definition of θ_s and $(\theta_s)_1$

The potential temperature θ_s is defined in M11 by

$$\theta_s = (\theta_s)_1 \left(\frac{T}{T_r} \right)^{\lambda q_t} \left(\frac{p}{p_r} \right)^{-\kappa \delta q_t} \left(\frac{r_r}{r_v} \right)^{\gamma q_t} \frac{(1 + \eta r_v)^{\kappa(1 + \delta q_t)}}{(1 + \eta r_r)^{\kappa \delta q_t}}$$

$$\text{where } (\theta_s)_1 = \theta_l \exp(\Lambda_r q_t). \quad (1)$$

This definition of θ_s is rather complex, but the more simple quantity $(\theta_s)_1$ was considered in M11 as a leading order approximation of θ_s , where the Betts' potential temperature is written as $\theta_l = \theta \exp[-(L_v q_l + L_s q_i)/(c_{pd} T)]$.

The total water specific content is $q_t = q_v + q_l + q_i$ and r_v is the water vapour mixing ratio. Other thermodynamic constants are: $R_d \approx 287 \text{ J K}^{-1}$, $R_v \approx 461.5 \text{ J K}^{-1}$, $c_{pd} \approx 1005 \text{ J K}^{-1}$, $c_{pv} \approx 1846 \text{ J K}^{-1}$, $\kappa = R_d/c_{pd} \approx 0.286$, $\lambda = c_{pv}/c_{pd} - 1 \approx 0.838$, $\delta = R_v/R_d - 1 \approx 0.608$, $\eta = R_v/R_d \approx 1.608$, $\varepsilon = R_d/R_v \approx 0.622$ and $\gamma = R_v/c_{pd} \approx 0.46$.

The term

$$\Lambda_r = [(s_v)_r - (s_d)_r] / c_{pd} \approx 5.87 \quad (2)$$

depends on reference entropies of dry air and water vapour at $T_r = 0 \text{ C}$, denoted by $(s_d)_r = s_d(T_r, e_r)$ and $(s_v)_r = s_v(T_r, p_r - e_r)$, where $e_r = 6.11 \text{ hPa}$ is the saturating pressure at T_r and $p_r = 1000 \text{ hPa}$. The two reference entropies $(s_v)_r \approx 12673 \text{ J K}^{-1}$ and $(s_d)_r \approx 6777 \text{ J K}^{-1}$ are computed in M11 from the Third Law of thermodynamics, leading to $\Lambda_r \approx 5.87$. The reference mixing ratio is $r_r = \varepsilon e_r / (p_r - e_r) \approx 3.82 \text{ g kg}^{-1}$.

3 Computations of Λ_s and Λ_\star

Let us define Λ_s by the formula $\theta_s = \theta_l \exp(\Lambda_s q_t)$ where θ_s , θ_l and q_t are known quantities, and thus by

$$\Lambda_s = \frac{1}{q_t} \ln\left(\frac{\theta_s}{\theta_l}\right). \quad (3)$$

The aim is to compute Λ_s from (3) for a series of 16 vertical profiles of stratocumulus and cumulus with varying values of q_t , θ_s and θ_l , in order to analyse the discrepancy of Λ_s from the constant value $\Lambda_r \approx 5.87$ given by (2).

A trial and error process has shown that plotting Λ_s against $\ln(r_v)$ leads to relevant results (see Fig.1). Clearly, all stratocumulus and cumulus profiles are nearly aligned along a straight line with a slope of about -0.46 . It is likely that this slope must correspond to $-\gamma$. This linear law appears to be valid for a large range of r_v (from 0.2 to 24 g kg^{-1}).

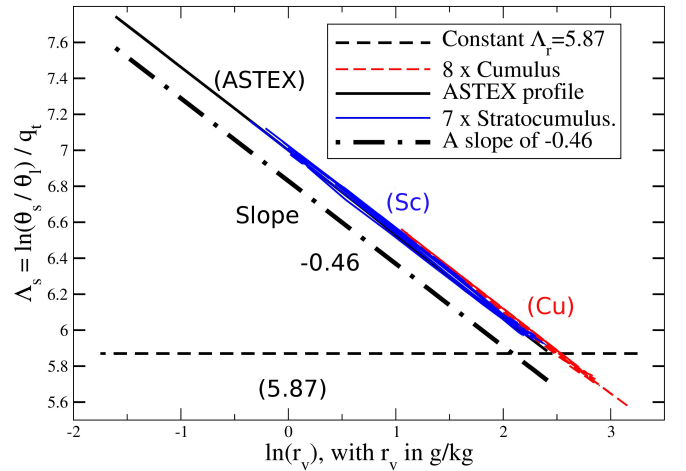


Figure 1: A plot of Λ_s against $\ln(r_v)$ for 8 cumulus (dashed red), 7 stratocumulus (solid blue) and ASTEX (solid black) vertical profiles. The constant value $\Lambda_r \approx 5.87$ corresponds to the horizontal dashed black line. An arbitrary line with a slope of -0.46 is added in dashed-dotted thick black line

It is then useful to find a mixing ratio r_\star for which

$$\Lambda_s \approx \Lambda_\star = 5.87 - 0.46 \ln(r_v/r_\star) \quad (4)$$

hold true, where r_\star will play the role of positioning the dashed-dotted thick black line of slope $-\gamma \approx -0.46$ in between the cumulus and stratocumulus profiles. This corresponds to a linear fitting of r_v against $\exp[(\Lambda_r - \Lambda_s)/\gamma]$, r_\star being the average slope of the scattered data points. It is shown in Fig.2 that the value $r_\star \approx 12.4 \text{ g kg}^{-1}$ corresponds to a relevant fitting of all cumulus and stratocumulus vertical profiles for a range of r_v up to 24 g kg^{-1} .

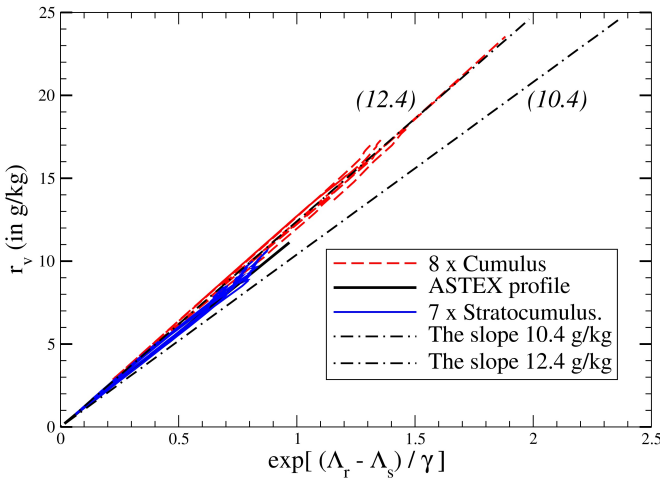


Figure 2: Same as Fig.1, but with r_v plotted against the quantity $\exp[(\Lambda_r - \Lambda_s)/\gamma]$. Two lines of slope $r_* = 10.4$ and 12.4 g kg^{-1} are added as dashed-dotted thin black lines.

It is shown in Fig.3 that Λ_s can indeed be approximated by $\Lambda_*(r_v, r_*)$ given by (4), with a clear improved accuracy in comparison with the constant value $\Lambda_r \approx 5.87$ for a range of r_v between 0.2 and 24 g kg^{-1} . Curves of $\Lambda_*(r_v, r_*)$ with $r_* = 10.4$ and 12.4 g kg^{-1} (solid black lines) both simulate with a good accuracy the non-linear variation of Λ_s with r_v , and both simulate the rapid increase of Λ_s for $r_v < 2 \text{ g kg}^{-1}$.

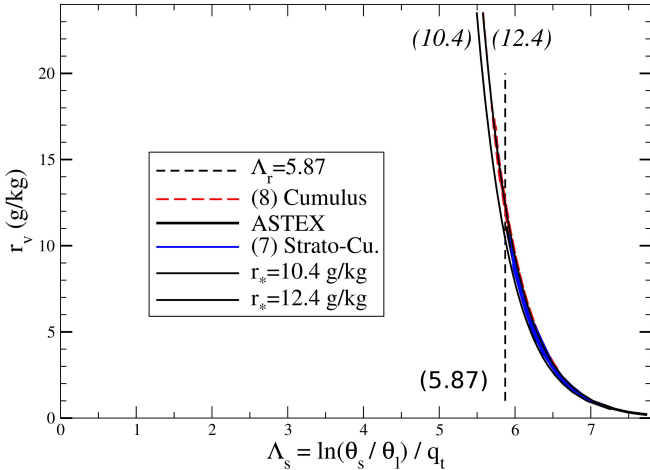


Figure 3: Same as Fig.1, but with r_v plotted against the quantity Λ_s . The two thin black lines correspond to (4) with $r_* = 10.4$ or 12.4 g kg^{-1} .

4 Mathematical computation of Λ_*

It is important to confirm, by using mathematical arguments, that $(\theta_s)_1$ corresponds to the leading order approximation of θ_s , and that the slope of $-\gamma \approx -0.46$ (with $r_* \approx 10.4$ or 12.4 g kg^{-1}) corresponds to a relevant second order approximation for θ_s . These results are briefly mentioned in Marquet and Geleyn (2015).

First- and second-order approximations of θ_s can be derived by computing Taylor expansions for most of terms in the first formula recalled in Section 2.

The main result is that the term $(r_r/r_v)^{(\gamma q_t)}$ is exactly equal to $\exp[-(\gamma q_t) \ln(r_v/r_r)]$.

Then, the first order expansion of $(1 + \eta r_v)^{[\kappa(1 + \delta q_t)]}$ for small $r_v \approx q_t$ is equal to $\exp(\gamma q_t)$, since $\gamma = \kappa \eta$. The last term $(1 + \eta r_r)^{(\kappa \delta q_t)}$ leads to the higher order term $\exp[\gamma \delta q_t r_r] \approx \exp[O(q_t^2)]$, since $r_r \ll 1$ and $q_t \ll 1$. Other terms depending on temperature and pressure are exactly equal to $\exp[\lambda q_t \ln(T/T_r)]$ and $\exp[-\kappa \delta q_t \ln(p/p_r)]$.

The Taylor expansion of θ_s can thus be written as

$$\theta_s \approx \theta \exp\left(-\frac{L_{\text{vap}} q_l + L_{\text{sub}} q_i}{c_{pd} T}\right) \exp(\Lambda_* q_t) \quad (5)$$

$$\times \exp\left\{q_t \left[\lambda \ln\left(\frac{T}{T_r}\right) - \kappa \delta \ln\left(\frac{p}{p_r}\right)\right] + O(q_t^2)\right\},$$

where $\Lambda_* = \Lambda_r - \gamma \ln(r_v/r_*)$

and $r_* = r_r \times \exp(1) \approx 10.4 \text{ g kg}^{-1}$ (see Figs.2 and 3).

The first order approximation of θ_s is thus given by the first line of (5) with $\Lambda_* = \Lambda_r$, namely by the expected $(\theta_s)_1$. An improved second order approximation is obtained by using Λ_* instead of Λ_r and by taking into account the small corrective term $-\gamma \ln(r_v/r_*)$.

Impacts of the second line of (5) with terms depending on temperature and pressure lead to higher order terms which must explain the fitted value $r_* \approx 12.4 \text{ g kg}^{-1}$ observed for usual atmospheric conditions.

5 Conclusions

It has been shown that it is possible to justify mathematically the first order approximation of θ_s derived in M11 and denoted by $(\theta_s)_1 \approx \theta_l \exp(\Lambda_r q_t)$, which depends on the two Betts' variables (θ_l, q_t) and $\Lambda_r \approx 5.87$, leading to $s \approx s_{ref} + c_{pd} \ln(\theta_l) + c_{pd} \Lambda_r q_t$.

A second order approximation is derived and compared to observed vertical profiles of cumulus and stratocumulus, leading to $s \approx s_{ref} + c_{pd} \ln(\theta_l) + c_{pd} \Lambda_* q_t$, where the second order term $\Lambda_* = \Lambda_r - \gamma \ln(r_v/r_*)$ depends on the constant $\Lambda_r \approx 5.87$, on the mixing ratio r_v , and on a tuning parameter $r_* \approx 12.4 \text{ g kg}^{-1}$.

The use of the second order term Λ_* depending on the non-conservative variable $r_v \approx q_t - q_l - q_i$ can explain why it is needed to replace the Betts' potential temperature θ_l for computing flux of moist-air entropy: $\overline{w'\theta'_s} \approx \exp(\Lambda_* q_t) \overline{w'\theta'_l} + \Lambda_* \theta_s \overline{w'q'_t} - (\gamma q_t \theta_s / r_v) \overline{w'r'_v}$, the last term depending on $w'q'_t$ minus $w'q'_l$ or $w'q'_i$.

References

- Marquet P. (2011). Definition of a moist entropic potential temperature. Application to FIRE-I data flights. *Q. J. R. Meteorol. Soc.* **137** (656) : p.768–791.
- Marquet P. and Geleyn, J.-F. (2015). Formulations of moist thermodynamics for atmospheric modelling. To appear in *Parameterization of Atmospheric Convection*, Volume II (R. S. Plant and J. I. Yano, Eds.), Imperial College Press, in press.