

# Network Coding for Cooperative Mobile Devices with Multiple Interfaces

Yasaman Keshtkarjahromi, Hulya Seferoglu, Rashid Ansari  
University of Illinois at Chicago  
ykesht2@uic.edu, hulya@uic.edu, ransari@uic.edu

Ashfaq Khokhar  
Illinois Institute of Technology  
ashfaq@iit.edu

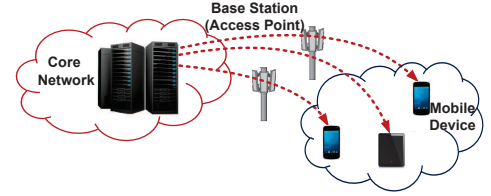
**Abstract**—Cooperation among mobile devices and utilizing multiple interfaces such as cellular and local area links simultaneously are promising to meet the increasing throughput demand over cellular links. In particular, when mobile devices are in the close proximity of each other and are interested in the same content, device-to-device connections such as WiFi-Direct, in addition to cellular links, can be utilized to construct a cooperative system. However, it is crucial to understand the potential of network coding for cooperating mobile devices with multiple interfaces. In this paper, we consider this problem, and (i) develop network coding schemes for cooperative mobile devices with multiple interfaces, and (ii) characterize the performance of network coding by using the number of transmissions to recover all packets as a performance metric.

## I. INTRODUCTION

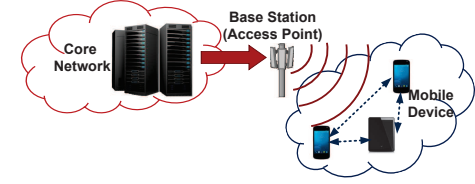
The increasing popularity of diverse applications in today's mobile devices introduces higher demand for throughput, and puts a strain especially on cellular links. In fact, cellular traffic is growing exponentially and it is expected to remain so for the foreseeable future [1], [2].

The default operation for transmitting data in today's networks is to connect each mobile device to the Internet via its cellular or WiFi connection, Fig. 1(a). On the other hand, cooperation among mobile devices and utilizing multiple interfaces such as cellular and local area links simultaneously are promising to meet the increasing throughput demand. In particular, when mobile devices are in the close proximity of each other and are interested in the same content, device-to-device connections such as WiFi-Direct or Bluetooth can be opportunistically used to construct a cooperative system [3], [4], Fig. 1(b). Indeed, this scenario is getting increasing interest [3]. *E.g.*, a group of friends may be interested in watching the same video on YouTube, or a number of students may participate in an online education class [3]. However, it is crucial to understand the performance of cooperative mobile devices with multiple interfaces so that scarce wireless resources are efficiently utilized.

In this paper, our goal is to develop a network coding [5], [6] scheme for cooperative mobile devices with multiple interfaces operating simultaneously. In particular, we consider a scenario that a group of cooperative mobile devices, exploiting both cellular and local area links and within the proximity of each other, are interested in the same content, *e.g.*, video. In this setup, a common content is broadcast over cellular links<sup>1</sup>, Fig. 2(a). However, mobile devices may receive only



(a) The default operation for transmitting data from the core network to mobile devices



(b) Cooperative mobile devices with multiple interfaces

Fig. 1. (a) The default operation in today's cellular systems: Each mobile device receives its data via unicast transmission over a cellular link. (b) Cooperative mobile devices with multiple interfaces: Mobile devices can cooperate and use multiple interfaces such as cellular and WiFi simultaneously to efficiently utilize available resources.

a partial content due to packet losses over cellular links, Fig. 2(b). The remaining missing content can then be recovered by utilizing both cellular and local area links simultaneously in a cooperative manner. In this setup, thanks to using different parts of the spectrum, cellular links and local area links operate concurrently. Thus, a mobile device can receive two packets simultaneously; one via cellular, and the other via local area links. The fundamental question in this context, and the focus of this paper, is to design and develop efficient network coding algorithms that take into account cooperation among mobile devices and multiple interfaces.

The performance of network coding in single-interface systems has been considered in previous work, [6], [10], [11], [12], [13], [14], [15], [16], in the context of broadcasting a common content over cellular links, and repairing the missing content via (i) retransmissions over cellular links, or (ii) by exploiting local area device-to-device connections. The following example demonstrates the potential of network coding in single-interface systems.

*Example 1:* Let us consider Fig. 2(a), where four packets,  $p_1, p_2, p_3, p_4$  are broadcast from the base station. Assume that after the broadcast,  $p_1$  is missing at mobile device A,  $p_2$  is missing at B, and  $p_3$  and  $p_4$  are missing at C, Fig. 2(b). The missing packets can be recovered via re-transmissions (broadcasts) over cellular links. Without network coding, four transmissions are required so that each mobile device receives

<sup>1</sup>Note that broadcasting over cellular links is part of LTE [7], [8], [9], and getting increasing interest in practice, so we consider broadcast scenario instead of unicast.

all the packets. With network coding, two transmissions from the base station are sufficient:  $p_1 + p_2 + p_3$  and  $p_4$ . After these two transmissions, all mobile devices have the complete set of packets. As can be seen, network coding reduces four transmissions to two, which shows the benefit of network coding in this setup.

Now let us consider packet recovering by exploiting local area links. Assume again that after the broadcast,  $p_1$  is missing at mobile device  $A$ ,  $p_2$  is missing at  $B$ , and  $p_3$  and  $p_4$  are missing at  $C$ . Without network coding, four transmissions are required to recover all missing packets in all mobile devices. With network coding in the local area, two transmissions are sufficient: (i) mobile device  $B$  broadcasts  $p_1 + p_3$ , and (ii)  $A$  broadcasts  $p_2 + p_4$ . After these two transmissions, all mobile devices have all the packets. In this example, by taking advantage of network coding, the number of transmissions are reduced from four to two transmissions.  $\square$

The above example demonstrates the benefit of network coding when a single interface is used. However, mobile devices can exploit multiple interfaces including cellular and local area links simultaneously. The following example demonstrates the potential of network coding in this setup.

*Example 2:* Let us consider Fig. 2(b) again, and assume that after the broadcast,  $p_1$  is missing at device  $A$ ,  $p_2$  is missing at  $B$ , and  $p_3$  and  $p_4$  are missing at  $C$ . When both cellular and local area links are exploited, the following transmissions are simultaneously made to recover the missing packets: (i) the base station broadcasts  $p_1 + p_3$  via cellular links, and (ii) mobile device  $A$  broadcasts  $p_2 + p_4$  via local area links. As can be seen, the number of transmission slots is reduced to one transmission slot from two as compared to Example 1.  $\square$

Thus, mobile devices with multiple interfaces and cooperation have potential of improving throughput significantly. However, it is crucial to understand and quantify the potential of network coding for cooperating mobile devices with multiple interfaces. In this paper, we consider this problem, and (i) develop network coding schemes, namely *network coding for multiple interfaces (NCMI)*, for cooperative mobile devices with multiple interfaces, and (ii) characterize the performance of the proposed network coding schemes, where we use packet completion time, which is the number of transmission slots to recover all packets, as a performance metric. The following are the key contributions of this work:

- We develop a lower bound on the packet completion time when network coding is employed by cooperative mobile devices with multiple interfaces.
- We propose a network coding algorithm; NCMI-Batch, where packets are network coded as a batch to improve the throughput of cooperative mobile devices with multiple interfaces. By taking into account the number of packets that each mobile device would like to receive for packet recovery, we develop an upper bound on the packet completion time of NCMI-Batch.
- We develop a network coding algorithm; NCMI-Instant, where packets are network coded in a way that they can be decoded immediately after

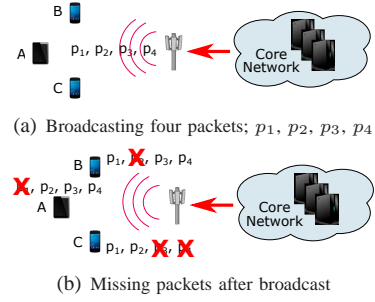


Fig. 2. Example scenario with packet losses. (a) Packets  $p_1, p_2, p_3$ , and  $p_4$  are broadcast from the base station. (b) After the broadcast,  $p_1$  is missing at mobile device  $A$ ,  $p_2$  is missing at  $B$ , and  $p_3$  and  $p_4$  are missing at  $C$ .

they are received by their destination mobile devices. NCMI-Instant is crucial for multimedia applications with deadline requirements. Furthermore, we characterize the performance of NCMI-Instant, and we show through simulations that NCMI-Instant improves packet completion time significantly.

The structure of the rest of this paper is as follows. Section II presents preliminaries and our problem statement. Sections III and IV present lower and upper bounds on the performance of our network coding schemes, respectively. Section V presents simulation results. Section VI presents the related work. Section VII concludes the paper.

## II. PRELIMINARIES & PROBLEM STATEMENT

We consider a setup with  $N$  cooperative mobile devices (nodes), where  $\mathcal{N}$  is the set of devices in our system with  $N = |\mathcal{N}|$ . These devices are within close proximity of each other, so they are in the same transmission range. Note that the cooperative mobile devices in  $\mathcal{N}$  are interested in receiving packets  $p_m$  from set  $\mathcal{M}$ , i.e.,  $p_m \in \mathcal{M}$  and  $M = |\mathcal{M}|$ .

Our system model consists of two stages. In the first stage, all packets are broadcast to all devices via cellular links. During the first stage, mobile devices may receive partial content due to packet losses over the cellular broadcast link. Thus, after the first stage, the set of packets that mobile device  $n \in \mathcal{N}$  has successfully received is  $\mathcal{H}_n$ , and is referred to as *Has* set of device  $n$ . The set of packets that are lost in the first stage at mobile device  $n$  is referred to as *Wants* set of device  $n$  and denoted by  $\mathcal{W}_n$ . In this paper, we assume that all mobile devices are interested in receiving all packets in  $\mathcal{M}$ . Thus, the following equality holds;  $\mathcal{W}_n = \mathcal{M} \setminus \mathcal{H}_n$ . Furthermore, we define the set  $\mathcal{M}_c$  as  $\mathcal{M}_c = \bigcap_{n \in \mathcal{N}} \mathcal{W}_n$ . Note that the packets in  $\mathcal{M}_c$  are not received by any devices in the local area during the first stage.

In the second stage, missing packets are recovered by utilizing both cellular and local area links. In particular, a mobile device may receive two recovery packets; one from cellular and another from local area link, simultaneously. Exploiting multiple interfaces has potential of improving throughput. Moreover, employing network coding further improves throughput in this setup. However, it is crucial to determine which network coded packets should be transmitted over cellular and local area links in this stage. This is an open

problem and the focus of this paper. In particular, in this paper, we propose network coding algorithms for multiple interfaces (NCMI) to recover missing packets in the second stage.<sup>2</sup> Namely, we propose NCMI-Batch for batch-based network coding and NCMI-Instant for instantaneously decodable network coding.

The integral part of our work is to analyze the throughput performance of NCMI-Batch and NCMI-Instant. We consider the packet completion time as a performance metric, which is defined as follows:

*Definition 1:* Packet completion time  $T$  is the number of transmission slots in the second stage that are required for all mobile devices to decode all packets in their *Wants* sets.

*Assumptions:* We assume, without loss of generality, that for each packet  $p_m \in \mathcal{M}$ , there is at least one mobile device that wants packet  $p_m$ . In other words,  $\forall p_m \in \mathcal{M}, \exists n \in \mathcal{N}$  such that  $p_m \in \mathcal{W}_n$ . This assumption does not violate generality, because packets that are not wanted by any of the devices could be removed from  $\mathcal{M}$ .

### III. LOWER BOUND ON $T$

In this section, we develop a lower bound on the packet completion time when any network coding algorithm is employed by cooperative mobile devices with multiple interfaces.

*Proposition 1:* The packet completion time when network coding is employed by cooperative mobile devices with multiple interfaces is lower bounded by:

$$T \geq \lceil \max(|\mathcal{M}_c|, \frac{1}{2} \max_{n \in \mathcal{N}} |\mathcal{W}_n|) \rceil. \quad (1)$$

*Proof:* Each mobile device  $n \in \mathcal{N}$  should receive at least  $|\mathcal{W}_n|$  packets to be able to decode all the packets in its *Wants* set,  $\mathcal{W}_n$ . Therefore, the minimum number of packet transmissions is greater than or equal to  $\max_{n \in \mathcal{N}} |\mathcal{W}_n|$ . Since we have two packet transmissions at each transmission slot; one via cellular links and the other via local area links, the minimum completion time is  $\frac{1}{2} \max_{n \in \mathcal{N}} |\mathcal{W}_n|$  in the best case scenario. On the other hand, since the packets in  $\mathcal{M}_c$  can only be sent through the cellular link, the minimum completion time should be larger than  $|\mathcal{M}_c|$ . Thus, the completion time is bounded by  $T \geq \max(|\mathcal{M}_c|, \frac{1}{2} \max_{n \in \mathcal{N}} |\mathcal{W}_n|)$ . Furthermore, since the completion time can only have an integer value, the completion time is lower bounded by  $\lceil \max(|\mathcal{M}_c|, \frac{1}{2} \max_{n \in \mathcal{N}} |\mathcal{W}_n|) \rceil$ . This completes the proof. ■

Note that the lower bound on  $T$  in (1) considers the best case scenario and characterizes the performance of network coding for this scenario. However, the actual completion time may be larger than the lower bound provided in (1), so we develop NCMI-Batch and NCMI-Instant in the next section, and characterize their upper bounds.

<sup>2</sup>We assume that network coded packets can be transmitted without any loss in the second stage. Note that our focus in this work is to understand the performance of network coding for cooperative mobile devices with multiple interfaces in a nutshell. Our approach in this paper is complementary to previous work [11], [12], [13], and could be extended to include packet losses in the second stage.

## IV. NCMI AND UPPER BOUNDS ON $T$

### A. NCMI-Batch

*1) Algorithm Description:* As we mentioned earlier in Section II, our system model consists of two stages. In the first stage, all packets are broadcast to all devices via cellular links without network coding. In the second stage, both cellular and local area links are utilized simultaneously and network coding is employed. In particular, both the source and a local area node transmit network coded packets simultaneously at every transmission slot until there is no missing packet in the local area. Next, we explain how network coding is performed by the source and in the local area.

The source node (i) determines the missing packets in all mobile devices in the local area, (ii) transmits linear combinations of these packets (using random linear network coding over a sufficiently large field) over cellular links. These network coded packets are innovative and beneficial for any node  $n$  for which  $|\mathcal{H}_n| \leq M$ , because these network coded packets carry information about all missing packets in the local area. After each transmission, if the received packet is innovative for node  $n$ , it is inserted into  $\mathcal{H}_n$  set. The procedure continues until each node  $n$  receives  $|\mathcal{W}_n|$  innovative packets.

On the other hand, in the local area, a mobile device  $n_{\max}$  with the largest *Has* set;  $n_{\max} = \arg \max_{n \in \mathcal{N}} |\mathcal{H}_n|$  is selected as the transmitter at each transmission slot. If there are multiple of such devices, one of them is selected randomly. The transmitter linearly combines all packets in its *Has* set,  $\mathcal{H}_{n_{\max}}$ , and broadcasts the network coded packet to all other mobile devices in the local area. After each transmission, if the received packet has innovative information for node  $n$ , the received packet is inserted into the *Has* set of node  $n$ . Note that the network coded packets that include packets from  $\mathcal{M}_c = \bigcap_{n \in \mathcal{N}} \mathcal{W}_n$  can only be transmitted from the source, since these packets do not exist in the local area. Therefore, the local area devices stop transmitting network coded packets if each node  $n$  receives (i)  $|\mathcal{W}_n| - |\mathcal{M}_c|$  innovative packets from the local area, or (ii)  $|\mathcal{W}_n|$  innovative packets from both the source and local area devices. Note that in NCMI-Batch, there might exist more than one device that have the same set of network coded packets in their *Has* sets. In this case, without loss of generality, we consider these devices as one device to make network coding decisions.

*Example 3:* Let us consider three mobile devices with the *Wants* sets;  $\mathcal{W}_A = \{p_1, p_2, p_3\}$ ,  $\mathcal{W}_B = \{p_1, p_4, p_5\}$ ,  $\mathcal{W}_C = \{p_1, p_6, p_7\}$ . Our algorithm combines  $p_1, \dots, p_7$  at the source, and transmits the network coded packet to the local area devices in the first slot. This transmitted packet is beneficial to all nodes in the local area as it carries information about all missing packets. Meanwhile, in the local area, a device with the largest *Has* set is selected. Since there is equality in this example ( $|\mathcal{H}_A| = |\mathcal{H}_B| = |\mathcal{H}_C| = 4$ ), one device is selected randomly, let us say device  $A$ . Device  $A$  transmits linear combinations of  $p_4, p_5, p_6$ . Note that this network coded packet is beneficial to both device  $B$  and  $C$  as it carries information about their missing packets. Thus, in the first



slot, the source transmits linear combination of  $p_1, \dots, p_7$  and device  $A$  transmits the linear combination of  $p_4, p_5, p_6$  simultaneously. In the next slot, the source transmits another linear combination of  $p_1, \dots, p_7$ , while either  $B$  or  $C$  transmits a network coded packet as the sizes of their *Has* sets are 6 (the sizes of their *Has* sets are increased by two because of the first transmissions) and the size of node  $A$ 's *Has* set is 5 (the size of its *Has* set is increased by one, because it was the transmitter in the first transmission.). The same procedure is repeated at every slot until each node receives 3 innovative packets. Next, we characterize how long it takes until all missing packets are recovered; i.e., the completion time;  $T$ .  $\square$

## 2) Upper Bound on $T$ :

**Theorem 2:** Packet completion time;  $T$  when NCMI-Batch is employed by cooperative mobile devices with multiple interfaces is upper bounded by

$$T \leq \lceil \max(|\mathcal{M}_c|, \frac{1}{3}(\max_{n \in \mathcal{N}} |\mathcal{W}_n| + \min_{n \in \mathcal{N}} |\mathcal{W}_n|), \frac{1}{2} \max_{n \in \mathcal{N}} |\mathcal{W}_n|) \rceil. \quad (2)$$

*Proof:* The proof is provided in Appendix A.  $\blacksquare$

## B. NCMI-Instant

In this section, we develop NCMI-Instant, where packets are network coded in a way that they can be decoded immediately after they are received by their destination mobile devices. NCMI-Instant is crucial for multimedia applications with deadline requirements.

**1) Algorithm Description:** The key idea behind NCMI-Instant is to sort packets in  $\bigcup_{n \in \mathcal{N}} \mathcal{W}_n$  based on their differences from the view point of the cellular and the local area links, and create the following sets;  $\mathcal{M}_c$ ,  $\mathcal{M}_l$ , and  $\mathcal{M}_d$ . These sets consist of (possibly) network coded packets. Our grouping algorithm is provided in Algorithm 1.

### Algorithm 1 Grouping the packets in the *Wants* Sets

- 1: **for** any packet  $p_m$  in  $\mathcal{M}$  **do**
- 2:   Define vector  $\mathbf{v}_m$  with size  $\mathcal{N}$ . Each element of the vector  $\mathbf{v}_m$  is set to NULL initially; i.e.,  $\mathbf{v}_m[n] = \text{NULL}, \forall n \in \mathcal{N}$ .
- 3:   **for** any device  $n$  in  $\mathcal{N}$  **do**
- 4:     **if**  $p_m$  is wanted by node  $n$  **then**
- 5:        $\mathbf{v}_m[n] = p_m$  and  $p_m$  is removed from the *Wants* set  $\mathcal{W}_n$ .
- 6:     **if** there exists a vector  $\mathbf{v}_{m'}, m' < m$  satisfying either (i)  $\mathbf{v}_{m'}[n] = \text{NULL}$  AND  $\mathbf{v}_{m'}[n] \neq \text{NULL}$ , OR (ii)  $\mathbf{v}_{m'}[n] \neq \text{NULL}$  AND  $\mathbf{v}_{m'}[n] = \text{NULL}$ , for any  $n$  **then**
- 7:       Replace  $\mathbf{v}_{m'}$  with  $\mathbf{v}_{m'} + \mathbf{v}_m$  and delete  $\mathbf{v}_m$ . (Note that  $p_m + \text{NULL} = p_m$  for any  $m$ )
- 8: Each element of  $\mathcal{M}_c$  is constructed by network coding all packets in a vector if the vector satisfies the following condition: the elements of the vector should be the same.
- 9: Determine the node with minimum *Wants* set as  $n^*$  where  $n^* = \arg \min_{n \in \mathcal{N}} |\mathcal{W}_n|$ . Each element of  $\mathcal{M}_d$  is constructed by network coding all packets in a vector if the vector satisfies the following condition: the vector's  $n^*$ -th element should be NULL.
- 10: Construct  $\mathcal{M}_l$  using the remaining vectors.

The packets in  $\mathcal{M}_c$  can only be transmitted from the base station (source node), because they do not exist in the local area, so packet recovery in the local area is not possible. Thus, the source node transmits packets from  $\mathcal{M}_c$  without network coding.

The packets in  $\mathcal{M}_d$  are network coded packets that can be transmitted by a single transmission from both the source

TABLE I  
THE REQUIRED NUMBER OF TRANSMISSIONS TO TRANSMIT EACH PACKET IN  $\mathcal{M}_c$ ,  $\mathcal{M}_l$ , AND  $\mathcal{M}_d$  VIA CELLULAR AND LOCAL AREA LINKS.

Set	Cellular Link	Local Area Link
$\mathcal{M}_c$	1	N/A
$\mathcal{M}_l$	1	$\leq 2$
$\mathcal{M}_d$	1	1

or a local area device. Note that network coded packets can be transmitted by a single transmission from the cooperating devices by selecting  $n^*$  (the device with the minimum size of *Wants* set) as the transmitter. Thus,  $\mathcal{M}_d$  is constructed by taking into account which instantly decodable network coded packets can be generated from the device with the minimum size of *Wants* set.

The packets in  $\mathcal{M}_l$  are the rest of the network coded packets that can be created and decodable by all mobile devices. We note that it takes one transmission from the base station and maximum of two transmissions from the cooperating devices to send each packet in  $\mathcal{M}_l$ . The reason for this is that the base station has all of the packets, so that any packet combination is available and can be broadcast to all devices. On the other hand, in the local area, there is no guarantee that the network coded packet in  $\mathcal{M}_l$  can be created and transmitted. Thus, if there does not exist a device that can generate the network coded packet, then a part of the network coded packet is created and transmitted. In this case, two transmissions are necessary and sufficient to transmit the content of the network coded packets. We explain this fact as well as the properties of  $\mathcal{M}_c$ ,  $\mathcal{M}_l$ , and  $\mathcal{M}_d$  via an example. The properties of the sets  $\mathcal{M}_c$ ,  $\mathcal{M}_l$ , and  $\mathcal{M}_d$  are also provided in Table I.

**Example 4:** Let us assume that there are three mobile devices with the *Wants* sets;  $\mathcal{W}_A = \{p_1, p_2, p_3, p_5\}$ ,  $\mathcal{W}_B = \{p_1, p_2, p_3, p_6, p_8\}$ ,  $\mathcal{W}_C = \{p_1, p_2, p_4, p_7, p_9, p_{10}\}$ . Note that  $\mathcal{M} = \bigcup_{n \in \mathcal{N}} \mathcal{W}_n$  and  $\mathcal{H}_n = \mathcal{M} \setminus \mathcal{W}_n$  for  $n \in \{A, B, C\}$ . According to Algorithm 1,  $\mathcal{M}_c = \{p_1, p_2\}$ ;  $p_1$  and  $p_2$  can only be sent from the base station, because they are not available in any *Has* sets of the mobile devices.  $\mathcal{M}_l$  is equal to  $\mathcal{M}_l = \{p_3 + p_4, p_5 + p_6 + p_7\}$ . Each packet in  $\mathcal{M}_l$  can be sent either by a single transmission from the base station or by one or two transmissions from the cooperating devices. Let us consider the transmission of  $p_3 + p_4$ . The base station can broadcast this packet directly. On the other hand, in the local area, two transmissions are required: (i) device  $A$  sends  $p_4$ , which is decodable by  $C$ , and (ii) device  $C$  sends packet  $p_3$ , which is decodable by  $A$  and  $B$ . As can be seen, transmission of packets in  $\mathcal{M}_l$  may take one or two transmission slots if they are transmitted from cooperating devices. The set  $\mathcal{M}_d$  is equal to  $\mathcal{M}_d = \{p_8 + p_9, p_{10}\}$ . The packets in  $\mathcal{M}_d$  can be sent from either the base station or from device  $A$  in the local area, and for both cases one transmission is sufficient.  $\square$

After packets are grouped into sets  $\mathcal{M}_c$ ,  $\mathcal{M}_l$ , and  $\mathcal{M}_d$ , each element in  $\mathcal{M}_c \cup \mathcal{M}_l \cup \mathcal{M}_d$  becomes a (network coded) packet that is instantly decodable for all or a subset of mobile devices. In particular, after packets are grouped,

NCMI-Instant transmits two packets simultaneously at each transmission slot; one from the base station and another from one of the cooperating devices. The base station starts sending the packets from  $\mathcal{M}_c$ . After all packets in  $\mathcal{M}_c$  are transmitted from the base station, the remaining packets in  $\mathcal{M}_l$  are transmitted, and finally the remaining packets in  $\mathcal{M}_d$  are transmitted. Meanwhile, the cooperating mobile devices start sending the packets in  $\mathcal{M}_d$ . After all the packets in  $\mathcal{M}_d$  are transmitted, the remaining packets in  $\mathcal{M}_l$  are transmitted. Next, we describe how NCMI-Instant determines mobile devices to transmit packets from  $\mathcal{M}_l$  and  $\mathcal{M}_d$ .

In order to transmit a network coded packet from  $\mathcal{M}_l$  using local area links, *e.g.*,  $p_5 + p_6 + p_7$  in Example 4, NCMI-Instant first looks for a device that can transmit the network coded packet. If there exists such a device, the network coded packet is transmitted. However, if there is no such device in the local area, as in the case for  $p_5 + p_6 + p_7$  in Example 4, then a device is selected randomly. This device can create a partial network code; *e.g.*, if device  $A$  is selected in Example 4, it transmits the partial network coded packet  $p_6 + p_7$  to  $B$  and  $C$ . Then, another device is selected to send the transmitting device's packet requirement; *e.g.*, device  $B$  transmits  $p_5$  to device  $A$ . Note that we construct  $\mathcal{M}_l$  such that a network coded packet is transmitted in the local area in one or two transmissions. On the other hand, packets in  $\mathcal{M}_d$  can be transmitted in the local area from node with the smallest Wants sets by a single transmission, because according to Algorithm 1, it is guaranteed that these packets are available in the *Has* set of this device. In the next section, by taking into account the relative sizes of the sets  $\mathcal{M}_c$ ,  $\mathcal{M}_l$  and  $\mathcal{M}_d$ , we will develop an upper bound on the completion time of NCMI-Instant.

## 2) Upper Bound on $T$ :

**Theorem 3:** An upper bound on the packet completion time when NCMI-Instant is employed by cooperative mobile devices with multiple interfaces is:

$$T \leq \lceil \max(|\mathcal{M}_c|, (\frac{1}{3}(2 \min_{n \in \mathcal{N}} |\mathcal{W}_n| + |\mathcal{M}_d|), \frac{1}{2}(\min_{n \in \mathcal{N}} |\mathcal{W}_n| + |\mathcal{M}_d|)) \rceil. \quad (3)$$

*Proof:* The proof is provided in Appendix B. ■

## C. NCMI-Batch versus NCMI-Instant

In this paper, we proposed two network coding algorithms for cooperative mobile devices with multiple interfaces; NCMI-Batch as a batch-based network coding, and NCMI-Instant as an instantly decodable network coding. These algorithms bring different strengths for different applications. For data intensive applications, NCMI-Batch is more applicable as it improves throughput significantly and more as compared to NCMI-Instant. For multimedia applications with deadline constraints [17], NCMI-Instant is more applicable as it provides instant decodability. The next proposition shows that NCMI-Batch further improves throughput as compared to NCMI-Instant.

**Proposition 4:** The upper bound of NCMI-Batch provided in (2) is tighter as compared to the upper bound of NCMI-Instant provided in (3).

*Proof:* By using the fact that  $\min_{n \in \mathcal{N}} |\mathcal{W}_n| + |\mathcal{M}_d| = |\mathcal{M}_c| + |\mathcal{M}_l| + |\mathcal{M}_d| \geq \max_{n \in \mathcal{N}} |\mathcal{W}_n|$ , we have the following inequalities:

$$\frac{1}{3}(2 \min_{n \in \mathcal{N}} |\mathcal{W}_n| + |\mathcal{M}_d|) \geq \frac{1}{3}(\min_{n \in \mathcal{N}} |\mathcal{W}_n| + \max_{n \in \mathcal{N}} |\mathcal{W}_n|) \quad (4)$$

$$\frac{1}{2}(\min_{n \in \mathcal{N}} |\mathcal{W}_n| + |\mathcal{M}_d|) \geq \frac{1}{2}(\max_{n \in \mathcal{N}} |\mathcal{W}_n|) \quad (5)$$

By using the above inequalities, it is easy to show that the upper bound obtained from NCMI-Batch is larger than the upper bound obtained from NCMI-Instant. ■

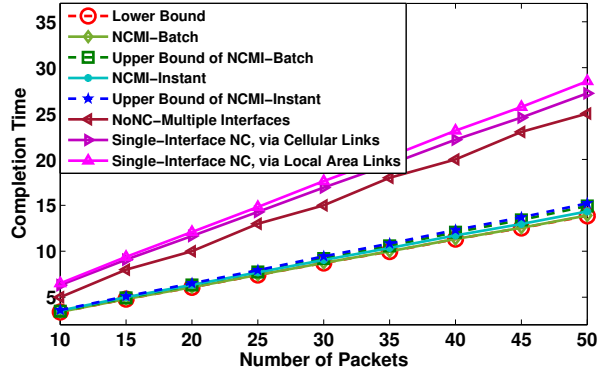
Even though NCMI-Batch outperforms NCMI-Instant, the performances of NCMI-Instant and NCMI-Batch are close to each other and also close to the lower bound provided in (1) as we show via simulations in the next section.

## V. SIMULATION RESULTS

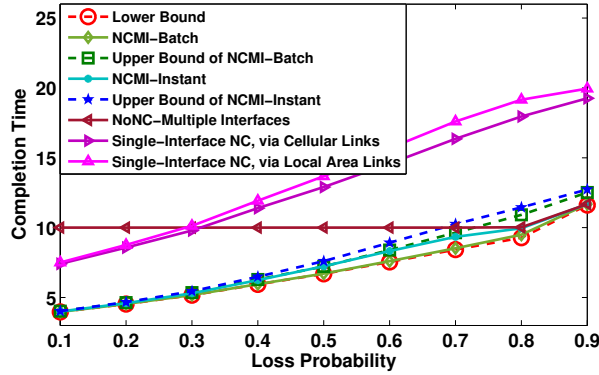
We implemented our proposed schemes: NCMI-Batch and NCMI-Instant, and compared their completion time performance with: (i) the *Lower Bound*, in (1), (ii) their *Upper Bounds* provided in (2) and (3), (iii) *No-NC*, which is a no network coding scheme, but using cooperation and multiple interfaces, (iv) *Single-Interface NC, via Cellular Links*, which uses a single interface, namely cellular links, and uses batch-based network coding, (v) *Single-Interface NC, via Local Area Links*, which uses mainly local area links, and uses batch-based network coding. Note that packets in  $\mathcal{M}_c$  are requested from the source node via the cellular links in *Single-Interface NC, via Local Area Links* scheme. We consider a topology shown in Fig. 1(b) with  $N = 5$  mobile devices and for different number of packets and loss probabilities. In our simulation results, bounds are plotted using dashed curves, while the real simulation results are plotted using the solid curves.

**Completion time vs. number of packets:** Fig. 3(a) shows the completion time for different number of packets. In this setup, each device selects its loss probability uniformly from  $[0.3, 0.5]$ , and loses packets according to the selected loss probability. Note that the number of lost packets is equal to  $M = |\bigcup_{n \in \mathcal{N}} \mathcal{W}_n|$  in Fig. 3(a). As seen, NCMI-Instant and NCMI-Batch improve the completion time significantly as compared to the single-interface systems and No-NC. This shows the effectiveness of using multiple interfaces compared to the single-interface systems. NCMI-Batch and NCMI-Instant are slightly better than their upper bounds for larger number of lost packets, because the upper bounds give the worst case performance guarantee for NCMI-Batch and NCMI-Instant, respectively. Finally, the completion times of NCMI-Batch and NCMI-Instant and their upper bounds are very close to the lower bound, which demonstrates the effectiveness of our network coding design for cooperative devices with multiple interfaces. As expected, NCMI-Batch outperforms NCMI-Instant, but NCMI-Instant also significantly improves packet completion time.

**Completion time vs. loss probability:** Fig. 3(b) presents the completion time for different loss probabilities when  $M =$



(a) Completion time vs. number of packets



(b) Completion time vs. loss probability

Fig. 3. The completion time performance of NCMI-Instant and NCMI-Batch as compared to their lower and upper bounds as well as baselines.

20. In this setup, the loss probability is the same for all mobile devices. As seen, NCMI-Batch and NCMI-Instant significantly improve the completion time as compared to single-interface systems and No-NC scheme, and shows very close performance as compared to the lower bound.

**Computational Complexity:** The complexity of NCMI-Batch is linear with the number of nodes in the local area and the number of packets. In particular, a node with the largest *Has* set is selected for transmission at each slot with complexity  $O(N)$ . Then, packets are network coded with complexity  $O(M)$ . The complexity of NCMI-Instant is polynomial time with  $O(MN + M^2)$ . In particular, Algorithm 1 constructs vectors by checking all packets and devices in the local area with complexity  $O(MN)$ . The constructed vectors will be merged with the complexity of  $O(M^2)$ . This computational complexity, by also taking additional steps such as dividing a file into smaller sets of  $M$  packets, makes both NCMI-Batch and NCMI-Instant applicable for practical deployment.

## VI. RELATED WORK

*Network Coding for Single-Interface Systems:* The performance of network coding has been evaluated for single-interface systems in literature. The problem of minimizing the number of broadcast transmissions required to satisfy all nodes is considered in [11], and the bounds for completion

time are developed. A deterministic linear network coding algorithm that minimizes the number of broadcast transmissions is considered in [16]. Minimization of the completion delay while broadcasting instantly decodable network coding packets has been considered in [18]. The problem of recovering the missing content using cooperative data exchange utilizing local area connections is considered in [12] and [13], and the lower and upper bounds on the minimum number of transmissions are developed. Deterministic algorithms for the cooperative data exchange problem with polynomial time are designed in [19] and [14]. As compared to this line of work, we consider cooperative mobile devices with multiple interfaces, and develop a network coding scheme for this setup.

*Network Coding for Multiple-Interface Systems:* Network coding has been employed in the previous work for devices with multiple interfaces. Wireless video broadcasting with P2P error recovery is proposed by Li and Chan [20]. An efficient scheduling approach with network coding for wireless local repair is introduced by Saleh et al. [21]. Another body of work [22], [23], [24] proposes systems where there are a base station broadcasting packets and a group of smartphone users helping each other to correct errors. Compared to prior work [20], [21], [22], [23], [24], where each phone downloads all the data, and the local links are used for error recovery, our scheme jointly utilizes multiple interfaces and analyzes the performance of network coding in such a setup.

Simultaneous operation of multiple interfaces and employing network coding for this setup has also been considered in the previous work; [3], [4], [25], where multiple interfaces are used to improve the download rate at each mobile device. As compared to this line of work, we consider how efficient network coding algorithms can be developed with provable performance guarantees for cooperative mobile devices with multiple interfaces, instead of using existing network coding algorithms.

## VII. CONCLUSION

In this paper, we considered a scenario where a group of mobile devices is interested in the same content, but each device has a partial content due to packet losses over links. In this setup, mobile devices cooperate and exploit their multiple interfaces to recover the missing content. We developed network coding schemes; NCMI-Batch and NCMI-Instant for this setup, and analyzed their completion time. Simulation results confirm that NCMI-Batch and NCMI-Instant significantly reduce the completion time.

## REFERENCES

- [1] Cisco Visual Networking Index: Global Mobile Data Traffic Forecast Update, 2013 - 2018.
- [2] Ericsson Mobility Report, August 2014.
- [3] L. Keller, A. Le, B. Cici, H. Seferoglu, C. Fragouli, A. Markopoulou, "MicroCast: Cooperative Video Streaming on Smartphones" in *Proc. of ACM MobiSys*, Low Wood Bay, Lake District, UK, June 2012.
- [4] H. Seferoglu, L. Keller, B. Cici, A. Le, A. Markopoulou, "Cooperative Video Streaming on Smartphones" in *Proc. of Allerton*, 2011.
- [5] R. Ahlswede, N. Cai, S.-Y. R. Li, and R. W. Yeung, "Network information flow," in *IEEE Trans. on Information Theory*, vol. 46, 2000.



- [6] S. Katti, H. Rahul, W. Hu, D. Katabi, M. Medard, and J. Crowcroft, "Xors in the air: practical wireless network coding," in *IEEE/ACM Trans. on Networking (TON)*, vol. 16, pp. 497510, 2008.
- [7] <http://www.3gpp.org/technologies/keywords-acronyms/98-lte>
- [8] <http://www.ericsson.com/ourportfolio/media-industry/lte-broadcast>
- [9] <https://www.qualcomm.com/products/lte/broadcast>
- [10] C.-C. Wang, "On The Capacity of 1-to-K Broadcast Packet Erasure Channels with Channel Output Feedback," in *IEEE Transactions on Information Theory*, vol. 58, no. 2, pp. 931-956, Feb. 2012.
- [11] S. El Rouayheb, M. Chaudhry, and A. Sprintson, "On the Minimum Number of Transmissions in Single-Hop Wireless Coding Networks," in *Proc. of IEEE ITW*, Lake Tahoe, CA, Sep. 2007.
- [12] S. El Rouayheb, A. Sprintson, P. Sadeghi, "On coding for cooperative data exchange," in *Proc. of IEEE ITW*, Cairo, Egypt, Jan. 2010.
- [13] A. Sprintson, P. Sadeghi, G. Booker, S. El Rouayheb, "A Randomized Algorithm and Performance Bounds for Coded Cooperative Data Exchange," in *Proc. of IEEE ISIT*, Austin, TX, June. 2010.
- [14] A. Sprintson, P. Sadeghi, G. Booker, S. El Rouayheb, "Deterministic Algorithm for Coded Cooperative Data Exchange," in *Proc. of the QShine*, Houston, TX, November, 2010.
- [15] S. E. Tajbakhsh, P. Sadeghi, N. Aboutorab, "Instantly decodable network codes for cooperative index coding problem over general topologies," in *Proc. of AusCTW*, Sydney, NSW, Feb. 2014.
- [16] M. Yu, P. Sadeghi, and N. Aboutorab, "On deterministic linear network coded broadcast and its relation to matroid theory," in *Proc. of IEEE ITW*, Hobart, Tasmania, Australia, Nov. 2014.
- [17] Y. Keshtkarjahromi, H. Seferoglu, R. Ansari, Ashfaq Khokhar, "Content-Aware Instantly Decodable Network Coding over Wireless Networks," in *Proc. of IEEE ICNC*, Anaheim, CA, Feb. 2015.
- [18] S. Sorour, S. Valaee, "On Minimizing Broadcast Completion Delay for Instantly Decodable Network Coding," in *Proc. of ICC*, May 2010.
- [19] N. Milosavljevic, S. Pawar, S. El Rouayheb, M. Gastpar, K. Ramchandran, "Deterministic Algorithm for the Cooperative Data Exchange Problem," in *Proc. of IEEE ISIT*, Saint Petersburg, Russia, Aug. 2011.
- [20] S. Li and S. Chan, "BOPPER: wireless video broadcasting with peerto-peer error recovery," in *Proc. of IEEE ME*, July 2007.
- [21] J. B. Saleh, D. Qiu, and A. K. Elhakeem, "Performance of an efficient scheduling approach to network coding for wireless local repair," *Cyber Journals: JSAT*, vol. 2, no. 1, pp. 4958, Jan. 2011.
- [22] M. Pedersen and F. Fitzek, "Implementation and performance evaluation of network coding for cooperative mobile devices," in *Proc. of IEEE ICC*, May 2008.
- [23] M. Pedersen, J. Heide, F. Fitzek, and T. Larsen, "PictureViewer - a mobile application using network coding," in *Proc. of European Wireless Conference*, May 2009, pp. 151156.
- [24] P. Vingelmann, M. Pedersen, F. Fitzek, and J. Heide, "On-the-fly packet error recovery in a cooperative cluster of mobile devices," in *Proc. of IEEE GLOBECOM*, Dec. 2011.
- [25] A. ParandehGheibi, M. Medard, A. Ozdaglar, S. Shakkottai, "Avoiding Interruptions A QoE Reliability Function for Streaming Media Applications," in *IEEE JSAC*, vol. 29(5), May 2011.

#### APPENDIX A: PROOF OF THEOREM 2

In NCMI-*Batch*, at each transmission slot, the transmitted packet from the cellular links is beneficial to all users and the transmitted packet from the local area links is beneficial to all except for the transmitter. Therefore, the size of *Has* set for each user is increased by two except for the user with the maximum size of *Has* set (the transmitter). Consider the two users  $n_{min}$  and  $n_{max}$  with the minimum and maximum size of *Has* set among all nodes at the beginning of NCMI-*Batch* algorithm;  $n_{max} = \arg \max_{n \in \mathcal{N}} |\mathcal{H}_n|$  and  $n_{min} = \arg \min_{n \in \mathcal{N}} |\mathcal{H}_n|$ . The upper bound on  $T$  is equal to the maximum number of transmission slots required to satisfy node  $n_{min}$ . Therefore, we next analyze the required number of transmission slots to satisfy node  $n_{min}$ . In the first transmission slot,  $n_{max}$  is selected as the transmitter so the size of  $\mathcal{H}_{n_{min}}$  is increased by two and the size of

$\mathcal{H}_{n_{max}}$  is increased by one. It takes at most  $|\mathcal{H}_{n_{max}}| - |\mathcal{H}_{n_{min}}|$  transmission slots that the size of  $\mathcal{H}_{n_{max}}$  becomes equal to the size of  $\mathcal{H}_{n_{min}}$ . On the other hand, it takes at most  $M - |\mathcal{H}_{n_{max}}|$  transmission slots that the size of  $\mathcal{H}_{n_{max}}$  becomes equal to  $M$ . We consider two cases:

- 1)  $(M - |\mathcal{H}_{n_{max}}|) \leq |\mathcal{H}_{n_{max}}| - |\mathcal{H}_{n_{min}}|$ :  
After at most  $M - |\mathcal{H}_{n_{max}}|$  transmission slots, the size of  $\mathcal{H}_{n_{max}}$  becomes equal to  $M$  and the size of  $\mathcal{H}_{n_{min}}$  is still less than the size of  $\mathcal{H}_{n_{max}}$ . Therefore, in the next transmission slots  $n_{max}$  is selected as the transmitter. Thus, the total number of transmission slots required to satisfy node  $n_{min}$  is equal to  $\frac{1}{2} \max_{n \in \mathcal{N}} |\mathcal{W}_n|$ .
- 2)  $(M - |\mathcal{H}_{n_{max}}|) \geq |\mathcal{H}_{n_{max}}| - |\mathcal{H}_{n_{min}}|$ :  
After at most  $|\mathcal{H}_{n_{max}}| - |\mathcal{H}_{n_{min}}|$  transmission slots, the size of  $\mathcal{H}_{n_{max}}$  becomes equal to the size of  $\mathcal{H}_{n_{min}}$ . Therefore, in the next transmission slots,  $n_{min}$  and  $n_{max}$  are selected as the transmitter alternatively and thus in every two transmission slots, the size of  $\mathcal{H}_{n_{min}}$  is increased by three. This results in the total number of transmission slots to satisfy  $n_{min}$  to be equal to  $\frac{1}{3}(|\mathcal{W}_{n_{min}}| + |\mathcal{W}_{n_{max}}|)$  under the condition of this case.

In addition, the number of transmissions cannot be less than  $|\mathcal{M}_c|$ . By considering this fact and the results from cases (i) and (ii), the upper bound in Theorem 2 is obtained. This concludes the proof.

#### APPENDIX B: PROOF OF THEOREM 3

We consider three conditions based on the relative sizes of the sets  $\mathcal{M}_c$ ,  $\mathcal{M}_l$  and  $\mathcal{M}_d$  and then calculate the maximum completion time obtained from each of the conditions.

- 1)  $|\mathcal{M}_c| \geq (|\mathcal{M}_d| + 2|\mathcal{M}_l|)$

Under this condition, the base station starts sending the packets in  $\mathcal{M}_c$ ; meanwhile, the cooperating nodes send the network coded packets in  $\mathcal{M}_d$  and  $\mathcal{M}_l$  respectively. After maximum of  $|\mathcal{M}_d| + 2|\mathcal{M}_l|$  transmission slots all the packets in  $\mathcal{M}_d$  and  $\mathcal{M}_l$  are sent by the cooperating nodes and  $|\mathcal{M}_c| - (|\mathcal{M}_d| + 2|\mathcal{M}_l|)$  packets are left from  $\mathcal{M}_c$ ; it takes  $|\mathcal{M}_c| - (|\mathcal{M}_d| + 2|\mathcal{M}_l|)$  transmission slots for the base station to send these remaining packets. By summing the required number of transmission slots, the completion time under condition (1) is equal to:

$$T_{(1)} = |\mathcal{M}_c| \quad (6)$$

*Example 5:* Let us consider three users with the *Wants* sets of  $\mathcal{W}_A = \{p_1, p_2, p_3, p_4, p_5\}$ ,  $\mathcal{W}_B = \{p_1, p_2, p_3, p_4, p_6, p_7\}$ ,  $\mathcal{W}_C = \{p_1, p_2, p_3, p_4, p_6, p_8\}$ . By using Algorithm 1,  $\mathcal{M}_c = \{p_1, p_2, p_3, p_4\}$ ,  $\mathcal{M}_l = \{p_5 + 2p_6\}$ ,  $\mathcal{M}_d = \{p_7 + p_8\}$ . For this example, condition (1) is met;  $|\mathcal{M}_c| = 4 > 3 = (|\mathcal{M}_d| + 2|\mathcal{M}_l|)$ . Accordingly, 4 transmission slots are required; in the first transmission slot,  $p_1$  is sent from the base station and at the same time  $p_7 + p_8$  is sent from user 1. In the second transmission slot,  $p_2$  is sent from the base station and  $2p_6$  is sent from user 1. In the third transmission slot,  $p_3$  is sent from the base station and  $p_5$  is sent from

user 2 (or user 3). In the forth transmission slot,  $p_4$  is sent from the the base station.  $\square$

- 2)  $(|\mathcal{M}_d| + 2|\mathcal{M}_l|) \geq \mathcal{M}_c \geq (|\mathcal{M}_d| - |\mathcal{M}_l|)$

For this condition, we consider two cases of (i)  $|\mathcal{M}_c| \leq |\mathcal{M}_d|$  and (ii)  $|\mathcal{M}_c| \geq |\mathcal{M}_d|$ .

In case (i), the base station starts sending the packets in  $\mathcal{M}_c$ ; meanwhile  $n^*$  (as the transmitter among the cooperating nodes) starts sending the packets in  $\mathcal{M}_d$ . Since  $|\mathcal{M}_c| \leq |\mathcal{M}_d|$ , after  $|\mathcal{M}_c|$  transmission slots, all the packets in  $\mathcal{M}_c$  have been transmitted by the base station and  $|\mathcal{M}_d| - |\mathcal{M}_c|$  packets are left from  $\mathcal{M}_d$ . According to condition (2),  $|\mathcal{M}_c|$  is greater than  $(|\mathcal{M}_d| - |\mathcal{M}_l|)$ . Therefore, in the next  $|\mathcal{M}_d| - |\mathcal{M}_c|$  transmission slots,  $n^*$  (as the transmitter among the cooperative nodes) sends the remaining packets in  $\mathcal{M}_d$  and the base station transmits the network coded packets from  $\mathcal{M}_l$ . At last,  $|\mathcal{M}_l| - (|\mathcal{M}_d| - |\mathcal{M}_c|)$  packets are left from  $\mathcal{M}_l$ ; it takes maximum of  $2/3(|\mathcal{M}_l| - (|\mathcal{M}_d| - |\mathcal{M}_c|))$  transmission slots by using both cooperating nodes and the base station to send these remaining packets. By summing the required number of transmission slots, the maximum completion time for case (i) is equal to  $\frac{1}{3}(2|\mathcal{M}_l| + 2|\mathcal{M}_c| + |\mathcal{M}_d|)$ .

In case (ii), the base station starts sending the packets in  $\mathcal{M}_c$ ; meanwhile  $n^*$  (as the transmitter among the cooperating nodes) sends the packets in  $\mathcal{M}_d$ . After  $|\mathcal{M}_d|$  transmission slots, all the packets in  $\mathcal{M}_d$  have been transmitted by  $n^*$  and  $|\mathcal{M}_c| - |\mathcal{M}_d|$  packets are left from  $\mathcal{M}_c$ . In the next  $|\mathcal{M}_c| - |\mathcal{M}_d|$  transmission slots, the base station sends the remaining packets in  $\mathcal{M}_c$  and the cooperating nodes send  $\frac{|\mathcal{M}_c| - |\mathcal{M}_d|}{2}$  packets from  $\mathcal{M}_l$ . At last,  $|\mathcal{M}_l| - \frac{|\mathcal{M}_c| - |\mathcal{M}_d|}{2}$  packets are left from  $|\mathcal{M}_l|$ ; it takes maximum of  $\frac{2}{3}(|\mathcal{M}_l| - \frac{|\mathcal{M}_c| - |\mathcal{M}_d|}{2})$  transmission slots by using both cooperating nodes and the base station to send these remaining packets. By summing the required number of transmission slots, the completion time for case (ii) is equal to  $\frac{1}{3}(2|\mathcal{M}_l| + 2|\mathcal{M}_c| + |\mathcal{M}_d|)$ . Therefore, the maximum completion time under condition (2) is equal to:

$$\begin{aligned} T_{(2)} &= \frac{1}{3}(2|\mathcal{M}_l| + 2|\mathcal{M}_c| + |\mathcal{M}_d|) \\ &= \frac{1}{3}(2 \min_{n \in \mathcal{N}} |\mathcal{W}_n| + |\mathcal{M}_d|). \end{aligned} \quad (7)$$

*Example 6:* Let us consider three users with the Wants sets of  $\mathcal{W}_A = \{p_1, p_2, p_5, p_8\}$ ,  $\mathcal{W}_B = \{p_1, p_3, p_6, p_9, p_{11}\}$ ,  $\mathcal{W}_C = \{p_1, p_4, p_7, p_{10}, p_{11}\}$ . By using Algorithm 1,  $\mathcal{M}_c = \{p_1\}$ ,  $\mathcal{M}_l = \{p_2 + p_3 + p_4, p_5 + p_6 + p_7, p_8 + p_9 + p_{10}\}$ ,  $\mathcal{M}_d = \{2p_{11}\}$ . For this example, condition (2) is met;  $(|\mathcal{M}_d| - |\mathcal{M}_l|) < |\mathcal{M}_c| < (|\mathcal{M}_d| + 2|\mathcal{M}_l|)$ . Accordingly, 3 transmission slots are required; in the first transmission slot,  $p_1$  is sent from the base station and at the same time  $p_{11}$  is sent from user 1. In the second transmission slot,  $p_2 + p_3 + p_4$  is sent from the base station and  $p_9 + p_{10}$  is sent from user 1. In the third transmission slot,  $p_5 + p_6 + p_7$  is sent

from the base station and  $p_8$  is sent from user 2.  $\square$

- 3)  $|\mathcal{M}_c| \leq (|\mathcal{M}_d| - |\mathcal{M}_l|)$

Under this condition, the base station starts sending the packets in  $\mathcal{M}_c$ ; meanwhile  $n^*$  (as the transmitter among the cooperating nodes) starts sending the packets in  $\mathcal{M}_d$ . After  $|\mathcal{M}_c|$  transmission slots, all the packets in  $\mathcal{M}_c$  have been sent by the base station and  $|\mathcal{M}_d| - |\mathcal{M}_c|$  packets are left from  $\mathcal{M}_d$ . In the next  $|\mathcal{M}_l|$  transmission slots, the base station sends all the packets in  $\mathcal{M}_l$  and  $n^*$  sends  $|\mathcal{M}_l|$  packets from  $\mathcal{M}_d$ . At last,  $|\mathcal{M}_d| - |\mathcal{M}_c| - |\mathcal{M}_l|$  packets are left from  $\mathcal{M}_d$ ; it takes  $\frac{|\mathcal{M}_d| - |\mathcal{M}_c| - |\mathcal{M}_l|}{2}$  transmission slots by using both cooperating nodes and the base station to send these remaining packets. By summing the required number of transmission slots, the completion time under condition (3) is equal to:

$$\begin{aligned} T_{(3)} &= \frac{|\mathcal{M}_d| + |\mathcal{M}_c| + |\mathcal{M}_l|}{2} \\ &= \frac{|\mathcal{M}_d| + \min_{n \in \mathcal{N}} |\mathcal{W}_n|}{2} \end{aligned} \quad (8)$$

*Example 7:* Let us consider three users with the Wants sets of  $\mathcal{W}_A = \{p_1, p_2\}$ ,  $\mathcal{W}_B = \{p_1, p_3, p_5, p_6, p_9\}$ ,  $\mathcal{W}_C = \{p_1, p_4, p_5, p_7, p_8, p_{10}\}$ . By using Algorithm 1,  $\mathcal{M}_c = \{p_1\}$ ,  $\mathcal{M}_l = \{p_2 + p_3 + p_4\}$ ,  $\mathcal{M}_d = \{p_5, p_6 + p_7, p_8, p_9 + p_{10}\}$ . For this example, condition (3) is met;  $|\mathcal{M}_c| < (|\mathcal{M}_d| - |\mathcal{M}_l|)$ . Accordingly, 3 transmission slots are required; in the first transmission slot,  $p_1$  is sent from the base station and at the same time  $p_9 + p_{10}$  is sent from user 1. In the second transmission slot,  $p_2 + p_3 + p_4$  is sent from the base station and  $p_8$  is sent from user 1. In the third transmission slot,  $p_5$  is sent from the base station and  $p_6 + p_7$  is sent from user 1.  $\square$

By combining the completion time obtained from conditions (1), (2), and (3), the upper bound in Theorem 3 is achieved. This concludes the proof.