

Parameterization of Stabilizing Linear Coherent Quantum Controllers

Arash Kh. Sichani, Ian R. Petersen, Igor G. Vladimirov

Abstract

This paper is concerned with application of the classical Youla-Kučera parameterization to finding a set of linear coherent quantum controllers that stabilize a linear quantum plant. The plant and controller are assumed to represent open quantum harmonic oscillators modelled by linear quantum stochastic differential equations. The interconnections between the plant and the controller are assumed to be established through quantum bosonic fields. In this framework, conditions for the stabilization of a given linear quantum plant via linear coherent quantum feedback are addressed using a stable factorization approach. The class of stabilizing quantum controllers is parameterized in the frequency domain. Also, this approach is used in order to formulate coherent quantum weighted \mathcal{H}_2 and \mathcal{H}_∞ control problems for linear quantum systems in the frequency domain. Finally, a projected gradient descent scheme is proposed to solve the coherent quantum weighted \mathcal{H}_2 control problem.

I. INTRODUCTION

Coherent quantum feedback control builds on the idea of constructing a feedback loop from the interconnection of quantum systems through field coupling [13]. This technique avoids loss of quantum information in conversion to classical signals which occurs during measurement, as a direct consequence of the projection postulate in quantum mechanics [16]. The coherent quantum control approach aims at developing systematic methods to design measurement-free interconnections of quantum systems modelled by quantum stochastic differential equations (QSDEs); see for example [11], [17], [21]. Quantum-optical components, such as optical cavities, beam splitters and phase shifters, make it possible to implement quantum feedback systems governed by linear QSDEs [20], [14], [21], provided the latter represent open quantum harmonic oscillators [5], [7]. This important class of linear QSDEs models the Heisenberg evolution of pairs of conjugate operators in a multi-mode quantum harmonic oscillator that is coupled to external bosonic fields. The condition of physical realizability (PR) of a linear QSDE as an open quantum harmonic oscillator is organised as a set of constraints on the coefficients of the QSDE [11] or, alternatively, on the quantum system transfer matrix [24] in the frequency domain. Coherent quantum feedback control problems, such as stabilization and robust controller design, are of particular interest in linear quantum control theory [11], [21]. These problems are amenable to transfer matrix design methods [27], [28], [8], [21]. There are classical approaches to control synthesis problems for linear multivariable systems based on the transfer matrix of the system [31]. In particular, one of the important strategies in controller design for such systems is the stable factorization approach [25]. The central idea of the factorization approach is to represent the transfer matrix of a system as a ratio of stable rational matrices. This idea gives rise to a methodology which leads to the solution of several important control problems; see [25]. One of the fundamental results used in the factorization approach to classical control is the parameterization of all stabilizing controllers, which is known as the Youla-Kučera parameterization. The Youla-Kučera parameterization was developed originally in the frequency domain for finite-dimensional linear time-invariant systems using transfer function methods, see [29], [30], and generalized to infinite-dimensional systems afterwards [4], [22], [25]. The state space representation of all stabilizing controllers has also been addressed for finite-dimensional, linear time-invariant [18] and time-varying [3] systems. Furthermore, the approach was shown to be applicable to a class of nonlinear systems [9], [19], [1]. In the present paper, we employ the stable factorization

approach in order to develop a quantum counterpart of the classical Youla-Kučera parameterization for describing a set of linear coherent quantum controllers that stabilize a linear quantum system. In particular, we address the problem of coherent quantum stabilizability of a given linear quantum plant. The class of stabilizing controllers is parameterized in the frequency domain. This approach allows weighted \mathcal{H}_2 and \mathcal{H}_∞ coherent quantum control problems to be formulated for linear quantum systems in the frequency domain. In this way, the weighted \mathcal{H}_2 and \mathcal{H}_∞ control problems are reduced to constrained optimization problems with respect to the Youla-Kučera parameter with convex cost functionals. Moreover, these problems are organised as a constrained version of the model matching problem [6]. Finally, a projected gradient descent scheme is proposed to solve the weighted \mathcal{H}_2 coherent quantum control problem in the frequency domain.

II. NOTATION

Vectors are assumed to be organised as columns unless specified otherwise, and the transpose $(\cdot)^T$ acts on matrices with operator-valued entries as if the latter were scalars. For a vector a of operators a_1, \dots, a_r and a vector b of operators b_1, \dots, b_s , the commutator matrix $[a, b^T] := ab^T - (ba^T)^T$ is an $(r \times s)$ -matrix whose (j, k) th entry is the commutator $[a_j, b_k] := a_j b_k - b_k a_j$ of the operators a_j and b_k . Furthermore, $(\cdot)^\dagger := ((\cdot)^\#)^T$ denotes the transpose of the entry-wise operator adjoint $(\cdot)^\#$. When it is applied to complex matrices, $(\cdot)^\dagger$ reduces to the complex conjugate transpose $(\cdot)^* := ((\cdot))^T$. Also, I_r denotes the identity matrix of order r , and $J_r := \begin{bmatrix} I_r & 0 \\ 0 & -I_r \end{bmatrix}$ is a signature matrix. The Frobenius inner product of real or complex matrices is denoted by $\langle M, N \rangle_F := \text{Tr}(M^* N)$ and generates the Frobenius norm $\|\cdot\|_F$. Matrices of the form $\begin{bmatrix} R_1 & R_2 \\ \bar{R}_2 & \bar{R}_1 \end{bmatrix}$ are denoted by $\Delta(R_1, R_2)$. The imaginary unit is denoted by $i := \sqrt{-1}$, and the (j, k) th block of a matrix Γ is referred to as Γ_{jk} . The notation $\left[\begin{array}{c|c} A & B \\ \hline C & D \end{array} \right]$ refers to a state space realization of the corresponding transfer matrix $\Gamma(s) := C(sI - A)^{-1}B + D$ with a complex variable $s \in \mathbb{C}$. The conjugate system transfer matrix $(\Gamma(-\bar{s}))^*$ is written as $\tilde{\Gamma}(s)$. The Hardy space of (rational) transfer functions of type $p = 2, \infty$ is denoted by \mathcal{H}_p (respectively, \mathcal{RH}_p). The symbol \otimes is used for the tensor product of spaces.

III. LINEAR QUANTUM STOCHASTIC SYSTEMS

The open quantum systems under consideration are governed by linear QSDEs which model the dynamics of open quantum harmonic oscillators. The input-output maps of such systems can be described in the frequency domain by using the transfer function approach [27], [28]. We will now outline this framework which is used as a basis of the frequency domain synthesis approach to quantum control presented in this paper.

A. Open Quantum Harmonic Oscillators

Corresponding to a model of n independent quantum harmonic oscillators is a vector \mathbf{a} of annihilation operators a_1, \dots, a_n on Hilbert spaces $\mathfrak{H}_1, \dots, \mathfrak{H}_n$. The adjoint a_j^\dagger of the operator a_j is referred to as the creation operator. The doubled-up vector $\check{\mathbf{a}}$ of the annihilation and creation operators satisfies the canonical commutation relations (CCRs) [16]

$$[\check{\mathbf{a}}, \check{\mathbf{a}}^\dagger] := \begin{bmatrix} [a, a^\dagger] & [a, a^T] \\ [a^\#, a^\dagger] & [a^\#, a^T] \end{bmatrix} = J_n, \quad \check{\mathbf{a}} := \begin{bmatrix} \mathbf{a} \\ \mathbf{a}^\# \end{bmatrix}. \quad (1)$$

We consider a linear quantum system whose dynamic variables are linear combinations of the annihilation and creation operators, acting on the tensor product space $\mathfrak{H} := \mathfrak{H}_1 \otimes \dots \otimes \mathfrak{H}_n$:

$$a := F_1 \mathbf{a} + F_2 \mathbf{a}^\# = \begin{bmatrix} F_1 & F_2 \end{bmatrix} \check{\mathbf{a}}, \quad (2)$$

where F_1 and F_2 are appropriately dimensioned complex matrices. The relations (1) and (2) imply that

$$[\check{a}, \check{a}^\dagger] = F[\check{a}, \check{a}^\dagger]F^* = FJ_nF^* =: \Theta,$$

where $F := \Delta(F_1, F_2) \in \mathbb{C}^{2n \times 2n}$ in accordance with the doubled-up notation [8], and the complex Hermitian matrix Θ of order $2n$ is the generalized CCR matrix [24]. Now, consider an n -mode open quantum harmonic oscillator interacting with an external bosonic field defined on a Fock space [20]. The oscillator is assumed to be coupled to m independent external input bosonic fields acting on the tensor product space $\mathfrak{F} := \mathfrak{F}_1 \otimes \dots \otimes \mathfrak{F}_m$, where \mathfrak{F}_j denotes the Fock space associated with the j th input channel. The field annihilation operators $\mathcal{A}_1(t), \dots, \mathcal{A}_m(t)$, which act on \mathfrak{F} , form a vector $\check{\mathcal{A}}_{\text{in}}(t)$. Their adjoints $\mathcal{A}_1^\dagger(t), \dots, \mathcal{A}_m^\dagger(t)$, that is, the field creation operators, comprise a vector $\check{\mathcal{A}}_{\text{in}}^\#(t)$. The field annihilation and creation operators are adapted to the Fock filtration and satisfy the Itô table $d\check{\mathcal{A}}_{\text{in}}(t)d\check{\mathcal{A}}_{\text{in}}^\dagger(t) = \begin{bmatrix} I_m & 0 \\ 0 & 0 \end{bmatrix} dt$ in terms of the corresponding doubled-up vector $\check{\mathcal{A}}_{\text{in}}(t) := \begin{bmatrix} \mathcal{A}_{\text{in}}(t) \\ \mathcal{A}_{\text{in}}^\#(t) \end{bmatrix}$. The linear QSDEs, derived from the joint evolution of the n -mode open quantum harmonic oscillator and the external bosonic fields in the Heisenberg picture, can be represented in the following form [24], [8]:

$$d\check{a}(t) = A\check{a}(t)dt + Bd\check{\mathcal{A}}_{\text{in}}(t), \quad (3)$$

$$d\check{\mathcal{A}}_{\text{out}}(t) = C\check{a}(t)dt + Dd\check{\mathcal{A}}_{\text{in}}(t). \quad (4)$$

Here, the first QSDE governs the plant dynamics, while the second QSDE describes the dynamics of the output fields in terms of the corresponding doubled-up vector $\check{\mathcal{A}}_{\text{out}}(t) := \begin{bmatrix} \mathcal{A}_{\text{out}}(t) \\ \mathcal{A}_{\text{out}}^\#(t) \end{bmatrix}$ of annihilation and creation operators acting on the system-field composite space $\mathfrak{H} \otimes \mathfrak{F}$. Also, the matrices $A \in \mathbb{C}^{2n \times 2n}$, $B \in \mathbb{C}^{2n \times 2m}$, $C \in \mathbb{C}^{2m \times 2n}$, $D \in \mathbb{C}^{2m \times 2m}$ in (3) and (4) are given by

$$\begin{bmatrix} A & B \\ C & D \end{bmatrix} := \begin{bmatrix} -i\Theta H - \frac{1}{2}\Theta L^* J_m L & -\Theta L^* J_m \Delta(S, 0) \\ L & \Delta(S, 0) \end{bmatrix}, \quad (5)$$

where $H = H^* = \Delta(H_1, H_2) \in \mathbb{C}^{2n \times 2n}$ is a Hermitian matrix which parameterizes the system Hamiltonian operator $\frac{1}{2}\check{a}^\dagger H \check{a}$, the matrix $L = \Delta(L_1, L_2) \in \mathbb{C}^{2m \times 2n}$ specifies the system-field coupling operators, and $S \in \mathbb{C}^{m \times m}$ is the unitary scattering matrix.

B. Open Quantum Harmonic Oscillator in the Frequency Domain and Physical Realizability

The input-output map of the open quantum harmonic oscillator, governed by the linear QSDEs (3) and (4), is completely specified by the transfer matrix [27], [28], [21], [8] which is defined in the standard way as

$$\Gamma(s) := \left[\begin{array}{c|c} A & B \\ \hline C & D \end{array} \right], \quad (6)$$

where the matrices A, B, C, D are given by the (S, L, H) -parameterization (5). In view of the specific structure of this parameterization, not every linear QSDE, or the system transfer matrix (6) with an arbitrary quadruple (A, B, C, D) , represents the dynamics of an open quantum harmonic oscillator. This fact is addressed in the form of PR conditions for the quadruple (A, B, C, D) to represent such an oscillator; see [11], [17] for more details.

For the purpose of the present paper, it is convenient to take advantage of the frequency domain version of the PR constraints on the system transfer matrices. For its formulation, we will need an auxiliary notion.

Definition 1: The matrix A and the state-space realization (6) are said to be *spectrally generic* if the spectrum $\sigma(A)$ has no intersection with its mirror reflection about the imaginary axis in the complex plane: $\sigma(A) \cap \left(-\overline{\sigma(A)} \right) = \emptyset$, that is, $\lambda + \bar{\nu} \neq 0$ for all eigenvalues $\lambda, \nu \in \sigma(A)$. \square

In particular, a spectrally generic matrix A can not have purely imaginary eigenvalues. Also, we will use a special class of complex matrices of order $2m$:

$$\mathbb{D}_m := \{\Delta(S, 0) : S \in \mathbb{C}^{m \times m} \text{ is unitary}\}. \quad (7)$$

Lemma 1: [24, Theorem 4, p. 2040] Suppose Γ is a square transfer matrix of order $2m$ with a spectrally generic minimal state-space realization (6). Then Γ represents an open quantum harmonic oscillator in the frequency domain if and only if

$$\tilde{\Gamma}(s)J_m\Gamma(s) = J_m \quad (8)$$

for all $s \in \mathbb{C}$, and the feedthrough matrix $D = \Gamma(\infty)$ belongs to the set \mathbb{D}_m in (7). \square

A transfer function Γ , satisfying the condition (8), is said to be (J_m, J_m) -unitary; see, for example, [12] and references therein. Since we consider this property for square transfer matrices (in which case, (8) implies that $|\det\Gamma(i\omega)| = 1$, and hence, $\Gamma(i\omega)$ is nonsingular for any $\omega \in \mathbb{R}$), (J_m, J_m) -unitarity is equivalent to its dual form [12], [21]:

$$\Gamma(s)J_m\tilde{\Gamma}(s) = J_m. \quad (9)$$

In view of (8) and (9), the feedthrough matrix D in Lemma 1 inherits (J_m, J_m) -unitarity $DJ_mD^* = D^*J_mD = J_m$ from the transfer function Γ by continuity. Moreover, for an arbitrary matrix $S \in \mathbb{C}^{m \times m}$, the matrix $D = \Delta(S, 0)$ is (J_m, J_m) -unitary if and only if S is unitary. In what follows, the argument s of transfer functions will often be omitted for brevity.

IV. FEEDBACK INTERCONNECTION

We will now consider a linear quantum plant and a linear quantum controller with square transfer matrices P and K , respectively, each representing an open quantum harmonic oscillator in the frequency domain. By analogy with similar structures in classical control settings, we partition the vectors \mathcal{A}_{Pin} and $\mathcal{A}_{\text{Pout}}$ of the plant input and output field annihilation operator processes in accordance with Fig. 1:

$$\mathcal{A}_{\text{Pin}} = \begin{bmatrix} \mathcal{A}_r \\ \mathcal{A}_u \end{bmatrix}, \quad \mathcal{A}_{\text{Pout}} = \begin{bmatrix} \mathcal{A}_z \\ \mathcal{A}_y \end{bmatrix}. \quad (10)$$

Here \mathcal{A}_r , \mathcal{A}_z , \mathcal{A}_y , \mathcal{A}_u denote the vectors of annihilation operators of the input and output fields of the closed-loop system, and the input and output of the controller, which correspond to the classical reference, output, observation and control signals, respectively. In order to bring the feedback interconnection to a standard format, the plant transfer matrix P is modified to \mathcal{P} as

$$\begin{aligned} \mathcal{P} &= \begin{bmatrix} \mathcal{P}_{11} & \mathcal{P}_{12} \\ \mathcal{P}_{21} & \mathcal{P}_{22} \end{bmatrix} := \left[\begin{array}{cc|cc} P_{11} & P_{13} & P_{12} & P_{14} \\ P_{31} & P_{33} & P_{32} & P_{34} \\ \hline P_{21} & P_{23} & P_{22} & P_{24} \\ P_{41} & P_{43} & P_{42} & P_{44} \end{array} \right] \\ &= \left[\begin{array}{c|cc} A & [B_1 & B_3] & [B_2 & B_4] \\ \hline [C_1] & [D_{11} & 0] & [D_{12} & 0] \\ [C_3] & [0 & \bar{D}_{11}] & [0 & \bar{D}_{12}] \\ \hline [C_2] & [D_{21} & 0] & [D_{22} & 0] \\ [C_4] & [0 & \bar{D}_{21}] & [0 & \bar{D}_{22}] \end{array} \right] \\ &=: \left[\begin{array}{c|cc} A & B_1 & B_2 \\ \hline C_1 & D_{11} & D_{12} \\ C_2 & D_{21} & D_{22} \end{array} \right]. \quad (11) \end{aligned}$$

The interconnection of the modified plant and the controller is shown in Fig. 2. The closed-loop transfer matrix between the exogenous inputs and outputs of interest can be calculated through the lower linear

fractional transformation (LFT) of the modified plant and the controller in the frequency domain [31], [8]:

$$G = \mathcal{P}_{11} + \mathcal{P}_{12}K(I - \mathcal{P}_{22}K)^{-1}\mathcal{P}_{21} =: \text{LFT}(\mathcal{P}, K). \quad (12)$$

Note that, similarly to the classical case, the interconnection in Fig. 2 provides a general framework

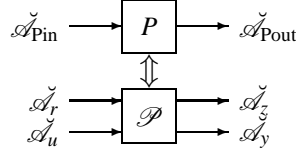


Fig. 1. This diagram depicts the way in which the original plant P is modified to \mathcal{P} by partitioning the vectors of the plant input and output field operators in (10). This modified structure allows for the connection to another linear quantum system which acts as the controller.

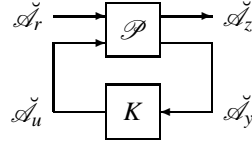


Fig. 2. This diagram depicts the fully quantum closed-loop system which is the interconnection of the modified quantum plant \mathcal{P} and the quantum controller K . The effect of the environment on the closed-loop system is represented by \check{A}_r .

for the feedback interconnection of two quantum systems, one of which acts as the plant and the other as the controller. This framework includes the conventional coherent quantum feedback interconnection shown in Fig. 3. In the latter figure, the exogenous inputs and outputs of the closed-loop system are

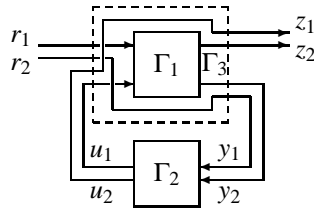


Fig. 3. This diagram depicts the way in which the quantum system Γ_3 , the concatenation of Γ_1 and the feedthroughs, is formed by grouping the exogenous inputs to and outputs from the closed-loop system.

grouped together. Here, Γ_3 (which is the concatenation of Γ_1 and the feedthroughs) and Γ_2 represent the transfer matrices \mathcal{P} and K of the modified quantum plant and the quantum controller, respectively. Also, note that the PR conditions are usually formulated for the case when the number of exogenous inputs to the closed-loop system is not less than the number of outputs of the controller [11], [17].

V. PARAMETERIZATIONS OF STABILIZING CONTROLLERS

For the purposes of Section VI, we will now briefly review the Youla-Kučera parameterization of classical stabilizing controllers together with related notions. The latter include stabilizability, detectability, internal stability, coprime factorizations and matrix fractional descriptions (MFDs). Despite the quantum control context, these notions will be used according to their standard definitions in classical linear control theory [31], [25].

A. Stabilizability of Feedback Connections

Consider the two-two block of the modified plant transfer matrix \mathcal{P} in (11) given by

$$\mathcal{P}_{22} := \begin{bmatrix} P_{22} & P_{24} \\ P_{42} & P_{44} \end{bmatrix} = \left[\begin{array}{c|c} A & B_2 \\ \hline C_2 & D_{22} \end{array} \right]. \quad (13)$$

The following lemma provides a necessary and sufficient condition for the internal stability of the feedback system in Fig. 2.

Lemma 2: [31, Lemma 12.2, p. 294] Suppose (A, B_2, C_2) in (13) is stabilizable and detectable. Then the closed-loop system in Fig. 2 is internally stable if and only if so is the system in Fig. 4. \square

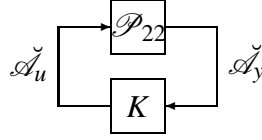


Fig. 4. Equivalent stabilization diagram.

B. Stable Factorization

Let the transfer function \mathcal{P}_{22} in (13) have the following coprime factorizations over \mathcal{RH}_∞ :

$$\mathcal{P}_{22} = NM^{-1} = \widehat{M}^{-1}\widehat{N}, \quad (14)$$

where the pairs (N, M) and $(\widehat{N}, \widehat{M})$ of transfer functions in \mathcal{RH}_∞ specify the right and left factorizations, respectively. Then there exist $U, V, \widehat{U}, \widehat{V} \in \mathcal{RH}_\infty$ which satisfy the Bézout identities:

$$\widehat{V}M - \widehat{U}N = I, \quad \widehat{M}V - \widehat{N}U = I. \quad (15)$$

The following lemma provides sufficient conditions for the existence of stable coprime factors for the system \mathcal{P}_{22} .

Lemma 3: [31, p. 318] Suppose (A, B_2, C_2) in (13) is stabilizable and detectable. Then the coprime factorizations of \mathcal{P}_{22} over \mathcal{RH}_∞ , described by (14), (15), can be chosen so as

$$\begin{bmatrix} M & U \\ N & V \end{bmatrix} = \left[\begin{array}{cc|cc} A + B_2F & B_2 & -L & \\ \hline F & I & 0 & \\ C_2 + D_{22}F & D_{22} & I & \end{array} \right], \quad (16)$$

$$\begin{bmatrix} \widehat{V} & -\widehat{U} \\ -\widehat{N} & \widehat{M} \end{bmatrix} = \left[\begin{array}{cc|cc} A + LC_2 & -(B_2 + LD_{22}) & L & \\ \hline F & I & 0 & \\ C_2 & -D_{22} & I & \end{array} \right], \quad (17)$$

where $F \in \mathbb{C}^{\mu \times 2n}$ and $L \in \mathbb{C}^{2n \times \mu}$ are such that both matrices $A + B_2F$ and $A + LC_2$ are Hurwitz. Furthermore, the systems in (16), (17) satisfy the general Bézout identity

$$\begin{bmatrix} \widehat{V} & -\widehat{U} \\ -\widehat{N} & \widehat{M} \end{bmatrix} \begin{bmatrix} M & U \\ N & V \end{bmatrix} = \begin{bmatrix} I & 0 \\ 0 & I \end{bmatrix}. \quad (18)$$

C. The Youla-Kučera Parameterization

The following lemma, based on [31, Theorem 12.17, p. 316], applies the results on the Youla-Kučera parameterization in the frequency domain to the closed-loop system being considered.

Lemma 4: Suppose the block \mathcal{P}_{22} of the modified plant transfer matrix \mathcal{P} in (11) has the coprime factorizations over \mathcal{RH}_∞ , described by (14). Also, let the auxiliary transfer matrices $U, V, \hat{U}, \hat{V} \in \mathcal{RH}_\infty$ in (15) be chosen so that $UV^{-1} = \hat{V}^{-1}\hat{U}$, which is equivalent to (18). Then the set of all stabilizing controllers is parameterized by

$$\begin{aligned} K &= (U + MQ)(V + NQ)^{-1} \\ &= (\hat{V} + Q\hat{N})^{-1}(\hat{U} + Q\hat{M}) = \text{LFT}(O_y, Q), \end{aligned} \quad (19)$$

where the common parameter $Q \in \mathcal{RH}_\infty$ of these factorizations satisfies

$$\det(V + NQ)(\infty) \neq 0, \quad (20)$$

and $O_y := \begin{bmatrix} UV^{-1} & \hat{V}^{-1} \\ V^{-1} & -V^{-1}N \end{bmatrix}$ is an auxiliary system. \square

In what follows, the class of stabilizing controllers will be parameterized using MFDs. However, they can also be parameterized in the LFT framework due to the relationship between MFD and LFT representations [31, Lemmas 10.1 and 10.2, pp. 241–242].

VI. QUANTUM VERSION OF THE YOULA-KUČERA PARAMETERIZATION

We will now employ the material of Sections III–V in order to describe stabilizing coherent quantum controllers in the frequency domain. The following lemma represents (J_μ, J_μ) -unitarity in terms of the Youla-Kučera parameter Q from (19).

Lemma 5: Suppose the controller transfer matrix K is factorized according to (19). Then K is (J_μ, J_μ) -unitary if and only if the parameter $Q \in \mathcal{RH}_\infty$ satisfies

$$\Phi + \tilde{Q} \Lambda + \Lambda \tilde{Q} + \tilde{Q} \Pi Q = 0 \quad (21)$$

for all $s \in \mathbb{C}$, where

$$\Phi := \tilde{U} J_\mu U - \tilde{V} J_\mu V, \quad (22)$$

$$\Lambda := \tilde{M} J_\mu U - \tilde{N} J_\mu V, \quad (23)$$

$$\Pi := \tilde{M} J_\mu M - \tilde{N} J_\mu N. \quad (24)$$

Furthermore, under the condition (20), the feedthrough matrix $K(\infty)$ is well-defined and inherits (J_μ, J_μ) -unitarity from K .

Proof: The (J_μ, J_μ) -unitarity condition for the controller

$$\tilde{K}(s) J_\mu K(s) = J_\mu, \quad (25)$$

which must be satisfied for all $s \in \mathbb{C}$, is representable in terms of the right factorization from (19) as

$$((U + MQ)(V + NQ)^{-1}) \tilde{J}_\mu (U + MQ)(V + NQ)^{-1} = J_\mu. \quad (26)$$

By the properties of system conjugation, (26) is equivalent to $(U + MQ) \tilde{J}_\mu (U + MQ) = (V + NQ) \tilde{J}_\mu (V + NQ)$. After regrouping the terms, the latter equality takes the form

$$\begin{aligned} & \tilde{U} J_\mu U - \tilde{V} J_\mu V + \tilde{Q} (\tilde{M} J_\mu U - \tilde{N} J_\mu V) \\ & + (\tilde{U} J_\mu M - \tilde{V} J_\mu N) Q \\ & + \tilde{Q} (\tilde{M} J_\mu M - \tilde{N} J_\mu N) Q = 0. \end{aligned}$$

This leads to (21), with Φ, Λ, Π given by (22)–(24). The fact that condition (20) makes the feedthrough matrix $K(\infty)$ well-defined follows directly from (19). The (J_μ, J_μ) -unitarity of $K(\infty)$ is established by taking the limit in (25) as $s \rightarrow \infty$. ■

The proof of Lemma 5 shows that the constraint (21) on the Youla-Kučera parameter Q inherits its quadratic nature from (25). However, (21) becomes affine (over the field of reals) with respect to Q in a particular case when $\Pi = 0$. In view of (14), the transfer function Π in (24) is representable as $\Pi = \tilde{M} (J_\mu - \mathcal{P}_{22} J_\mu \mathcal{P}_{22}) M$, and hence, it vanishes if the block \mathcal{P}_{22} of the modified plant is (J_μ, J_μ) -unitary. Since (J_μ, J_μ) -unitarity (25) and its equivalent dual form $K J_\mu K^\sim = J_\mu$ (cf. (8) and (9)) impose the same constraints on the square transfer matrix K , a dual condition to the one described in Lemma 5 holds for the left factorization of the controller in (19). This leads to a dual constraint on Q , which corresponds to (21), with Φ, Λ, Π being replaced with their counterparts expressed in terms of $\hat{N}, \hat{M}, \hat{U}, \hat{V}$.

Theorem 1: Suppose the block \mathcal{P}_{22} of the modified plant transfer matrix \mathcal{P} in (11) has the coprime factorizations over \mathcal{RH}_∞ described by (14). Also, let the transfer matrices $U, V, \hat{U}, \hat{V} \in \mathcal{RH}_\infty$ in (15) satisfy the general Bézout identity (18). Then the set of all stabilizing (J_μ, J_μ) -unitary controllers K with a well-defined feedthrough matrix $K(\infty)$ is parameterized by (19), where the parameter Q belongs to the set

$$\mathcal{Q} := \{Q \in \mathcal{RH}_\infty \text{ satisfying (20) and (21)}\}. \quad (27)$$

Proof: This theorem is proved by combining Lemmas 4 and 5. Indeed, since the underlying coprime factorizations are assumed to satisfy the general Bézout identity (18), then (21) can be applied to the common parameter Q in (19) in order to describe all stabilizing (J_μ, J_μ) -unitary controllers K . Their feedthrough matrices $K(\infty)$ are well-defined provided the additional condition (20) is also satisfied. The resulting class of admissible Q is given by (27). ■

Theorem 1 provides a frequency domain parameterization of all stabilizing (J_μ, J_μ) -unitary controllers with a well-defined feedthrough matrix and leads to the following theorem.

Theorem 2: Under the assumptions of Theorem 1, the MFDs (19) describe a set of stabilizing PR quantum controllers K , where the parameter Q belongs to the following class $\hat{\mathcal{Q}}$ defined in terms of (27) and (7):

$$\hat{\mathcal{Q}} := \{Q \in \mathcal{Q} : K \text{ in (19) is spectrally generic,} \\ \text{and } K(\infty) \in \mathbb{D}_\mu\}. \quad (28)$$

Proof: The assertion of the theorem is established by combining Theorem 1 with the frequency domain criterion of PR provided by Lemma 1. ■

Theorem 2 parameterizes a *subset* of stabilizing PR quantum controllers in the frequency domain through the representation (19) and the set $\hat{\mathcal{Q}}$ in (28). This subset of controllers does not exhaust all stabilizing coherent quantum controllers. However, the discrepancy between these two classes of controllers is only caused by the technical condition of spectral genericity which comes from Lemma 1.

VII. COHERENT QUANTUM WEIGHTED \mathcal{H}_2 AND \mathcal{H}_∞ CONTROL PROBLEMS IN THE FREQUENCY DOMAIN

The following lemma, which is given here for completeness, employs the factorization approach in order to obtain a more convenient representation of the closed-loop transfer function.

Lemma 6: Under the assumptions of Theorem 1, for any stabilizing controller K parameterized by (19), the corresponding closed-loop transfer matrix G in (12) is representable as

$$G = T_0 + T_1 Q T_2, \quad (29)$$

where

$$T_0 := \mathcal{P}_{11} + \mathcal{P}_{12} U \hat{M} \mathcal{P}_{21}, \quad T_1 := \mathcal{P}_{12} M, \quad T_2 := \hat{M} \mathcal{P}_{21}. \quad (30)$$

Lemma 6 allows the following coherent quantum weighted \mathcal{H}_2 and \mathcal{H}_∞ control problems to be formulated in the frequency domain.

A. Coherent Quantum Weighted \mathcal{H}_2 Control Problem

Using the representation (29), we formulate a coherent quantum weighted \mathcal{H}_2 control problem as the constrained minimization problem

$$E := \|W_{\text{out}}G W_{\text{in}}\|_2^2 = \|\mathbf{T}_0 + \mathbf{T}_1 Q \mathbf{T}_2\|_2^2 \longrightarrow \min \quad (31)$$

with respect to $Q \in \widehat{\mathcal{Q}}$, where the set $\widehat{\mathcal{Q}}$ is given by (28). Here,

$$\mathbf{T}_0 := W_{\text{out}}T_0W_{\text{in}}, \quad \mathbf{T}_1 := W_{\text{out}}T_1, \quad \mathbf{T}_2 := T_2W_{\text{in}}, \quad (32)$$

where T_0, T_1, T_2 are defined by (30). Also, $W_{\text{in}}, W_{\text{out}} \in \mathcal{RH}_\infty$ are given strictly proper weighting transfer functions for the closed-loop system G which ensure that $\mathbf{T}_0 + \mathbf{T}_1 Q \mathbf{T}_2 \in \mathcal{H}_2$. The \mathcal{H}_2 -norm $\|\cdot\|_2$ is associated with the inner product $\langle \Gamma_1, \Gamma_2 \rangle := \frac{1}{2\pi} \int_{-\infty}^{+\infty} \langle \Gamma_1(i\omega), \Gamma_2(i\omega) \rangle_{\mathbb{F}} d\omega$. By using the standard properties of inner products in complex Hilbert spaces [23], the cost functional E in (31) can be represented as

$$E = \|\mathbf{T}_0\|_2^2 + 2\text{Re}\langle \widehat{\mathbf{T}}_0, Q \rangle + \langle Q, \widehat{\mathbf{T}}_1 Q \widehat{\mathbf{T}}_2 \rangle, \quad (33)$$

where

$$\widehat{\mathbf{T}}_0 := \widetilde{\mathbf{T}}_1 \widetilde{\mathbf{T}}_0 \widetilde{\mathbf{T}}_2, \quad \widehat{\mathbf{T}}_1 := \widetilde{\mathbf{T}}_1 \widetilde{\mathbf{T}}_1, \quad \widehat{\mathbf{T}}_2 := \widetilde{\mathbf{T}}_2 \widetilde{\mathbf{T}}_2. \quad (34)$$

In comparison to the original coherent quantum LQG control problem [17], the coherent quantum weighted \mathcal{H}_2 control problem (31) allows for considering the cost of the unavoidable quantum noise fed through the plant by the controller.

B. Coherent Quantum Weighted \mathcal{H}_∞ Control Problem

Similarly to (31), a coherent quantum weighted \mathcal{H}_∞ control problem is formulated as the constrained minimization problem

$$\|G\|_\infty = \|\mathbf{T}_0 + \mathbf{T}_1 Q \mathbf{T}_2\|_\infty \longrightarrow \min \quad (35)$$

with respect to $Q \in \widehat{\mathcal{Q}}$, where the set $\widehat{\mathcal{Q}}$ is defined by (28). Here, $\mathbf{T}_0, \mathbf{T}_1$ and \mathbf{T}_2 are given by (32), where, this time, the weighting transfer functions $W_{\text{in}}, W_{\text{out}} \in \mathcal{RH}_\infty$ are not necessarily strictly proper. Recall that the norm in the Hardy space \mathcal{H}_∞ is defined by $\|\Gamma\|_\infty := \sup_{\omega \in \mathbb{R}} \sigma_{\max}(\Gamma(i\omega))$, where $\sigma_{\max}(\cdot)$ denotes the largest singular value of a matrix. Note that both problems (31) and (35) are organised as constrained versions of the model matching problem [6]. Since the \mathcal{H}_2 control problem is based on a Hilbert space norm, its solution can be approached by using a variational method in the frequency domain, which employs differentiation of the cost E with respect to the Youla-Kučera parameter Q and is qualitatively different from the state-space techniques of [26].

VIII. PROJECTED GRADIENT DESCENT SCHEME FOR THE COHERENT QUANTUM WEIGHTED \mathcal{H}_2 CONTROL PROBLEM

Suppose the set $\widehat{\mathcal{Q}}$ in (28) is nonempty, and hence, there exist stabilizing PR quantum controllers for a given quantum plant. By using the representation (33) and regarding the transfer function $Q \in \mathcal{RH}_\infty$ as an independent optimization variable, it follows that the first variation of the cost functional E in (31) with respect to Q can be computed as

$$\delta E = \text{Re}\langle \nabla E, \delta Q \rangle, \quad \nabla E := 2(\widehat{\mathbf{T}}_0 + \widehat{\mathbf{T}}_1 Q \widehat{\mathbf{T}}_2), \quad (36)$$

where use is also made of (34). In order to yield a PR quantum controller, Q must satisfy the constraint (21) whose variation leads to

$$\delta \widetilde{Q} (\Lambda + \Pi Q) + (\Lambda \widetilde{+} Q \widetilde{\Pi}) \delta Q = 0. \quad (37)$$

In view of the uniqueness theorem for analytic functions [15, pp. 369–371], the resulting constrained optimization problem can be reduced to that for purely imaginary $s = i\omega$, with $\omega \in \mathbb{R}$. The transfer matrices δQ , satisfying (37) at frequencies ω from a given set $\Omega \subset \mathbb{R}$, form a real subspace of transfer functions

$$\mathcal{S} := \{X \in \mathcal{RH}_\infty : (X^*(\Lambda + \Pi Q) + (\Lambda^* + Q^* \Pi)X)|_{i\Omega} = 0\}. \quad (38)$$

For practical purposes, the set Ω is used to “discretize” the common frequency range of the given weighting transfer functions $W_{\text{in}}, W_{\text{out}}$ in the coherent quantum weighted \mathcal{H}_2 control problem (31). A numerical solution of this problem can be implemented in the form of the following projected gradient descent scheme for finding a critical point of the cost functional E with respect to Q subject to (21) at a finite set of frequencies Ω :

- 1) initialize $Q \in \mathcal{RH}_\infty$ so as to satisfy (21), which yields a stabilizing PR quantum controller;
- 2) calculate $\nabla E(i\omega)$ according to (36) for each frequency $\omega \in \Omega$;
- 3) compute $\delta Q(i\omega) = -\alpha \text{Proj}_{\mathcal{S}}(\nabla E(i\omega))$ by using a projection onto the set \mathcal{S} and a parameter $\alpha > 0$;
- 4) update Q to $Q + \delta Q$, and go to the second step.

The gradient projection $\text{Proj}_{\mathcal{S}}(\nabla E)$ onto the set \mathcal{S} in (38) is computed in the third step of the algorithm by solving a convex optimization problem on a Hilbert space with the direct sum of the Frobenius inner products of the projection errors at frequencies $\omega \in \Omega$. This computation, which will be discussed elsewhere, also involves the interpolation of transfer functions; see [2], [10] for more details. The discrete frequency set Ω and the step-size parameter α can be chosen adaptively at each iteration of the algorithm. The outcome of the algorithm is considered to be acceptable if Q belongs to the set $\hat{\mathcal{Q}}$ defined by (28) of Theorem 2. In the case when Q satisfies all the conditions in (28) except for the spectral genericity, slightly different weighting matrices can be used in order to remedy the situation.

IX. CONCLUSION

The set of stabilizing linear coherent quantum controllers for a given linear quantum plant has been parameterized using a Youla-Kučera factorization approach. This approach has provided a formulation of coherent quantum weighted \mathcal{H}_2 and \mathcal{H}_∞ control problems for linear quantum systems in the frequency domain. These problems resemble constrained versions of the classical model matching problem. A projected gradient descent scheme has been outlined for numerical solution of the coherent quantum weighted \mathcal{H}_2 control problem in the frequency domain. The proposed framework can also be used to develop tractable conditions for the existence of stabilizing quantum controllers for a given quantum plant, which remains an open problem. This is a subject of future research and will be considered in subsequent publications.

REFERENCES

- [1] B.D.O.Anderson, From Youla-Kučera to identification, adaptive and nonlinear control, *Automatica*, Elsevier, vol. 34, no. 12, 1998, pp. 1485–1506.
- [2] J.A.Ball, I.Gohberg, and L.Rodman, *Interpolation of rational matrix functions*, vol. 45, Springer, 1990.
- [3] W.N.Dale, and M.C.Smith, Stabilizability and existence of system representations for discrete-time time-varying systems, *SIAM J. Contr. Optim.*, vol. 31, no. 6, 1993, pp. 1538–1557.
- [4] C.A.Desoer, R.W.Liu, J.Murray, and R.Saeks, Feedback system design: the fractional representation approach to analysis and synthesis, *IEEE Trans. Automat. Contr.*, vol. 25, no. 3, 1980, pp. 399–412.
- [5] S.C.Edwards, and V.P.Belavkin, Optimal quantum filtering and quantum feedback control, arXiv:quant-ph/0506018v2, August 1, 2005.
- [6] B.A.Francis, *A Course in H_∞ Control Theory*, vol. 88, Lecture Notes in Control and Information Sciences, Springer-Verlag, 1987.
- [7] C.W.Gardiner, and P.Zoller, *Quantum Noise*, Springer, Berlin, 2004.
- [8] J.E.Gough, M.R.James, and H.I.Nurdin, Squeezing components in linear quantum feedback networks, *Phys. Rev. A*, vol. 81, no. 2, 2010, p. 023804.
- [9] J.Hammer, Non-linear systems, stabilization, and coprimeness, *Internat. J. Contr.*, Taylor & Francis, vol. 42, no. 1, 1985, pp. 1–20.
- [10] J.W.Helton, and O.Merino, *Classical Control Using H^∞ Methods: Theory, Optimization, and Design*, SIAM, 1998.

- [11] M.R.James, H.I.Nuridin, and I.R.Petersen, H^∞ control of linear quantum stochastic systems, *IEEE Trans. Automat. Contr.*, vol. 53, no. 8, 2008, pp. 1787–1803.
- [12] H.Kimura, *Chain-Scattering Approach to H^∞ Control*, Springer, 1997.
- [13] S.Lloyd, Coherent quantum feedback, *Phys. Rev. A*, vol. 62, no. 2, 2000, p. 022108.
- [14] H.Mabuchi, Coherent-feedback quantum control with a dynamic compensator, *Phys. Rev. A*, vol. 78, 2008, p. 032323.
- [15] A.L.Markushevich, and R.A.Silverman, *Theory of functions of a complex variable*, vol. 1, Prentice-Hall, Englewood Cliffs, New Jersey, 1965.
- [16] E.Merzbacher, *Quantum Mechanics*, 3rd Ed., Wiley, New York, 1998.
- [17] H.I.Nuridin, M.R.James, and I.R.Petersen, Coherent quantum LQG control, *Automatica*, vol. 45, 2009, pp. 1837–1846.
- [18] C.N.Nett, C.Jacobson, and M.J.Balas, A connection between state-space and doubly coprime fractional representations, *IEEE Trans. Automat. Contr.*, vol. 29, no. 9, 1984, pp. 831–832.
- [19] A.D.B.Paice, and J.B.Moore, On the Youla-Kučera parameterization for nonlinear systems, *Sys. & Contr. Lett.*, Elsevier, vol. 14, no. 2, 1990, pp. 121–129.
- [20] K.R.Parthasarathy, *An Introduction to Quantum Stochastic Calculus*, Birkhäuser, Basel, 1992.
- [21] I.R.Petersen, Quantum linear systems theory, Proc. MTNS, Budapest, Hungary, July 5–9, 2010, pp. 2173–2184.
- [22] A.Quadrat, On a generalization of the Youla-Kučera parameterization. Part I: the fractional ideal approach to SISO systems, *Sys. & Contr. Lett.*, Elsevier, vol. 50, no. 2, 2003, pp. 135–148.
- [23] M.Reed, and B.Simon, *Methods of Modern Mathematical Physics I: Functional Analysis*, Academic Press, Orlando, 1980.
- [24] A.J.Shaiju, and I.R.Petersen, A frequency domain condition for the physical realizability of linear quantum systems, *IEEE Trans. Automat. Contr.*, vol. 57, no. 8, 2012, pp. 2033–2044.
- [25] M.Vidyasagar, *Control system synthesis: a factorization approach*, Morgan & Claypool Publishers, 2011.
- [26] I.G.Vladimirov, and I.R.Petersen, A quasi-separation principle and Newton-like scheme for coherent quantum LQG control, *Syst. Contr. Lett.*, vol. 62, no. 7, 2013, pp. 550–559.
- [27] M.Yanagisawa, and H.Kimura, Transfer function approach to quantum control-part I: Dynamics of quantum feedback systems, *IEEE Trans. Automat. Contr.*, vol. 48, no. 12, 2003, pp. 2107–2120.
- [28] M.Yanagisawa, and H.Kimura, Transfer function approach to quantum control-part II: Control concepts and applications, *IEEE Trans. Automat. Contr.*, vol. 48, no. 12, 2003, pp. 2121–2132.
- [29] D.C.Youla, J.J.Bongiorno, and H.A.Jabr, Modern Wiener-Hopf design of optimal controllers. Part I: The single-input-output case, *IEEE Trans. Automat. Contr.*, vol. 21, no. 1, 1976, pp. 3–13.
- [30] D.C.Youla, H.Jabr, and J.J.Bongiorno, Modern Wiener-Hopf design of optimal controllers. Part II: The multivariable case, *IEEE Trans. Automat. Contr.*, vol. 21, no. 3, 1976, pp. 319–338.
- [31] K.Zhou, J.C.Doyle, and K.Glover, *Robust and Optimal Control*, Prentice Hall, New Jersey, 1996.