

Disassortative mixing accelerates consensus in the naming game

Han-Xin Yang¹ and Bing-Hong Wang²

¹Department of Physics, Fuzhou University, Fuzhou 350108, P. R. China

²Department of Modern Physics, University of Science and Technology of China, Hefei 230026, P. R. China

Abstract.

In this paper, we study the role of degree mixing in the naming game. It is found that consensus can be accelerated on disassortative networks. We provide a qualitative explanation of this phenomenon based on clusters statistics. Compared with assortative mixing, disassortative mixing can promote the merging of different clusters, thus resulting in a shorter convergence time. Other quantities, including the evolutions of the success rate, the number of total words and the number of different words, are also studied.

PACS numbers: 89.75.Hc, 89.65.-s, 05.65.+b

Contents

1	Introduction	2
2	Model	3
3	Simulation results	3
4	Conclusions and Discussions	9

1. Introduction

Language dynamics, as an important issue in social dynamics [1], has been extensively studied with focusing on the origins and evolution of language [2, 3, 4, 5, 6]. To account for the emergence of shared vocabularies or conventions in a community of interacting agents, a Naming Game (NG) model was proposed [7]. The NG has been widely applied in the study of semiotic dynamics. A typical example is the so-called Talking Heads experiment [8], in which a robot assigns names to objects observed through cameras and negotiates with other robots about these names. The NG can achieve the global consensus from a multi-opinion state, which is apparently different from other opinion models, such as the majority rule model [9] and voter model [10].

Recently, a minimal version of the NG based on principles of statistical physics was proposed [11]. This model simplifies the original NG model but can as well reproduce the same experimental phenomena. The minimal NG model has been studied in fully connected graphs [12], regular lattices [13], complex networks (e.g., random networks, small-world networks and scale-free networks) [14, 15, 16, 17, 18], and dynamic networks [19]. Some modified versions of the minimal naming-game model have been proposed to better characterize the convergent behavior, such as connectivity-induced weighted words [20], finite memory [21], local broadcast [22, 23, 24], asymmetric negotiation [25], reputation [26], n object [27], and a preference for multi-word agents [28].

Many real-world networks have various degree mixing patterns [29]: A network is said to show assortative mixing if the nodes in the network that have many connections tend to be connected to other nodes with many connections. A network is called to show disassortative mixing if high-degree nodes tend to be attached to low-degree ones. A measure of degree mixing for networks is defined by the so-called assortativity coefficient [29]:

$$r = \frac{M^{-1} \sum_i j_i k_i - [M^{-1} \sum_i \frac{1}{2}(j_i + k_i)]^2}{M^{-1} \sum_i \frac{1}{2}(j_i^2 + k_i^2) - [M^{-1} \sum_i \frac{1}{2}(j_i + k_i)]^2}, \quad (1)$$

where j_i, k_i are the degrees of the nodes at the ends of the i th edge, M is the number of edges in the network, and $i = 1 \dots M$. It was found that social networks are often assortatively mixed (r is positive), but that technological and biological networks tend to be disassortative (r is negative) [29]. For some celebrated network models, such as

the Erdős-Rényi random graphs and the Barabási-Albert (BA) scale-free networks [30], the assortativity coefficient r tends to be zero, indicating the lack of degree correlation. It has been shown that the degree mixing plays an important role in various dynamics such as the spread of epidemic [31] and the evolution of cooperation [32]. However, the effect of the degree mixing on the NG has not yet been studied in the NG. In the following, we will show that disassortative mixing can accelerate consensus in the NG.

2. Model

We firstly generate a scale-free network according to the Barabási-Albert (BA) model [30]. Then we use the algorithm proposed by Xulvi-Brunet and Sokolov (XS) to obtain networks with expected degree mixing patterns [33]: In order to get an assortative network, each step randomly chooses two different edges with four different ends, and then purposeful swaps the two edges by linking the vertices with higher degrees and lower degrees, respectively. By repeating this procedure forbidding multiple connections and disconnected components, a network will become degree assortativity without altering the degree distribution of the original network. Through the opposite operation that one edge links the highest and the lowest nodes and the other edge connects the two remaining nodes, the network will become disassortative mixing.

After a network with the expected assortativity coefficient is constructed, we play the NG. In the game, each node of a network represents an agent. N agents observe single object and try to communicate its name with the others. Each agent is endowed with an internal inventory to store a unlimited number of names. Initially, each agent has an empty memory. Then the system evolves as follows:

(i) At each time step, a speaker i is chosen at random and then i randomly chooses one of its neighbors j as the hearer. This is referred to be the directed NG [15].

(ii) If the speaker i 's inventory is empty, it invents a new word and records it. Otherwise, if i already knows one or more names of the object, with equal probability it randomly choose one word from its inventory. The invented or selected word is then transmitted to the hearer.

(iii) If the hearer j already has this transmitted word in its inventory, negotiation is regarded as successful, and both agents keep this common word and delete all other words in their inventories; otherwise, the negotiation fails, and the new word is included in the memory of the hearer without any deletion, i.e., learns the new word.

(iv) Repeating the above process until the consensus is reached, that is, all agents have only one word in their inventories and there are no different words in the system.

3. Simulation results

Figure 1 shows the average degree of nearest neighbors $k_{nn}(k)$ as a function of degree k for networks with different values of the assortativity coefficients r . From Fig. 1, one can see that $k_{nn}(k)$ is almost independent of k when $r = 0$. For assortative (disassortative)

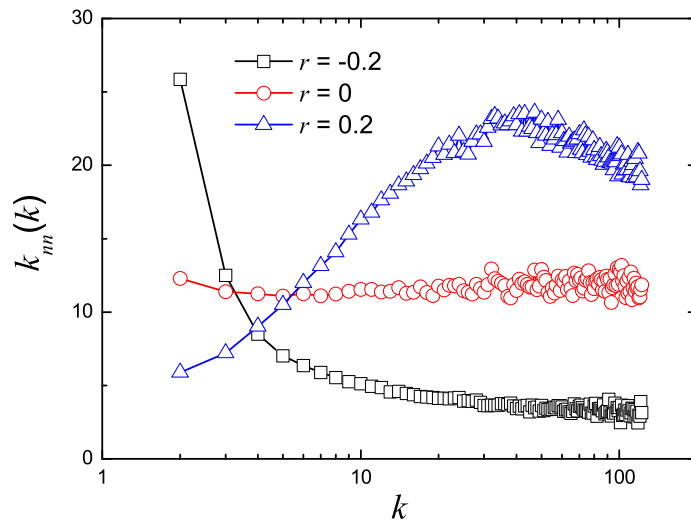


Figure 1. (Color online) The average degree of nearest neighbors $k_{nn}(k)$ as a function of degree k for networks with different assortativity coefficients r . The BA network size $N = 5000$ and the average degree $\langle k \rangle = 4$. Each curve is an average of 50 different realizations.

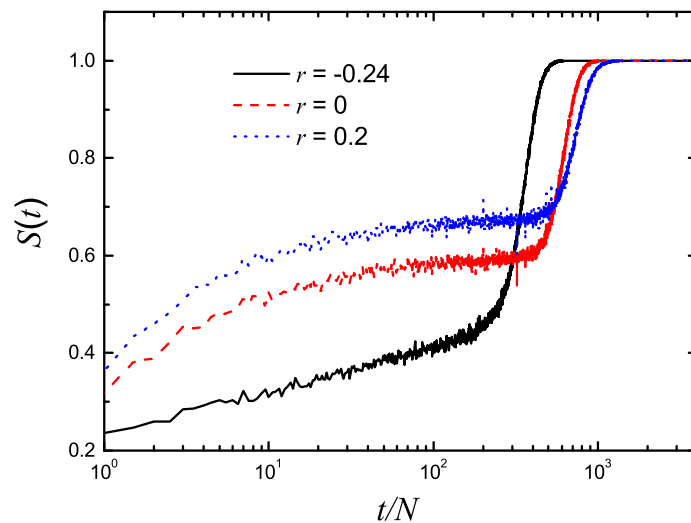


Figure 2. (Color online) Evolution of success rate $S(t)$ for different values of the assortativity coefficient r . The BA network size $N = 5000$ and the average degree $\langle k \rangle = 4$. Each curve is an average of 2000 different realizations.

networks, $k_{nn}(k)$ is an increasing (decreasing) function of k , indicating that the hubs tend to connect with large (small)-degree nodes.

Figure 2 shows the evolution of success rate $S(t)$ for different values of the assortativity coefficient r . From Fig. 2, one can see that at first $S(t)$ is lowest for disassortative mixing ($r = -0.24$) and $S(t)$ is highest for assortative mixing ($r = 0.2$). But later on $S(t)$ increases most quickly to 1 for disassortative networks, as compared to that for assortative and uncorrelated ($r = 0$) networks.

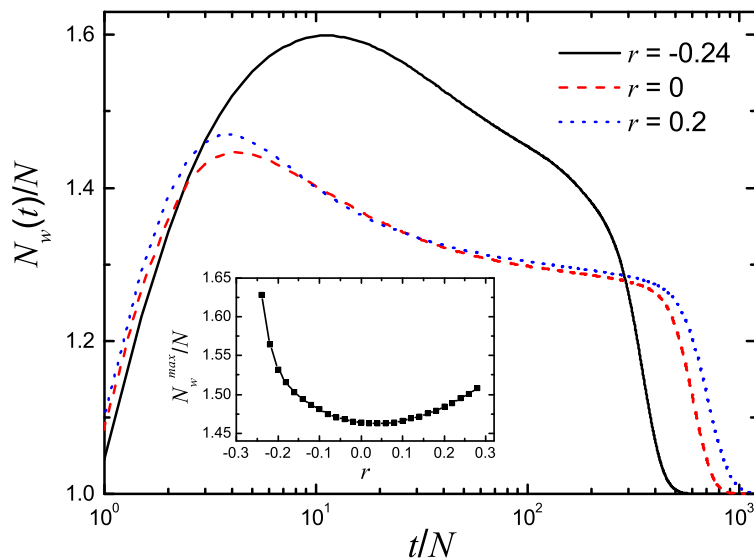


Figure 3. (Color online) Evolution of $N_w(t)/N$, the average number of words per agent, for different values of the assortativity coefficient r . The inset shows the maximum total number of words N_w^{max}/N as a function of r . The BA network size $N = 5000$ and the average degree $\langle k \rangle = 4$. Each curve is an average of 2000 different realizations.

Figure 3 shows the average number of words per agent $N_w(t)/N$ as time evolves. One can see that $N_w(t)/N$ grows until it reaches a maximum (hereafter denoted by N_w^{max}/N), and then it starts decreasing due to an increase in successful interactions. The inset of Fig. 3 displays N_w^{max}/N as function of the assortativity coefficient r . We find that N_w^{max}/N is not a monotonic function of r . In fact, N_w^{max}/N attains its minimum for $r \approx 0.04$. The non-monotonic relationship between the convergence time and the maximum total memory was also found in Ref. [25].

Figure 4 shows the time evolutions of the number N_d of different words in the system. One can see that there exists a peak of N_d during the evolution for each value of assortativity coefficient r . The inset of Fig. 4 shows that maximum number of different words N_d^{max} as a function of r . It is found that N_d^{max} decreases with the increase of r .

Next we study the most important quantity, the convergence time t_c defined as the time steps for reaching the final consensus. Figure 5 shows t_c as a function of the assortativity coefficient r . One can see that t_c increases with r , indicating that disassortative mixing accelerates consensus in the NG.

To understand the process of convergence to consensus, we study the evolution of clusters of words. A cluster is a connected component (subgraph) fully occupied by nodes sharing a common unique word. It has been shown that the dynamics of the NG proceeds by formation of such clusters [13]. Figure 6 shows the number of clusters N_{cl} and the normalized size of the largest cluster $s_1 = S_L/N$ as a function of the rescaled time t/N for different values of r , where S_L is the size of the largest cluster. From Fig. 6(a), we see that the number of clusters N_{cl} reaches a plateau in the beginning,

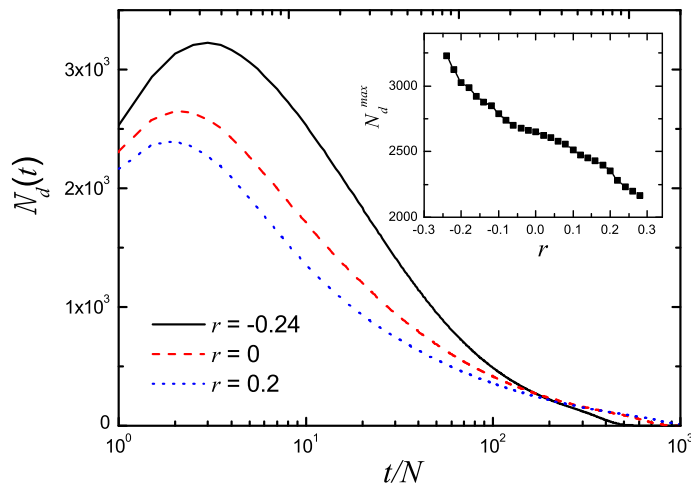


Figure 4. (Color online) Evolution of the number of different words $N_d(t)$ for different values of the assortativity coefficient r . The inset shows the maximum number of different words N_d^{max} as a function of r . The BA network size $N = 5000$ and the average degree $\langle k \rangle = 4$. Each curve is an average of 2000 different realizations.

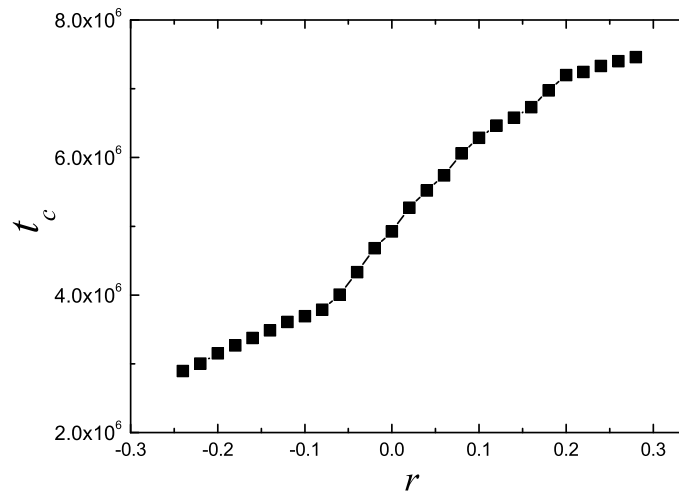


Figure 5. Convergence time t_c as a function of the assortativity coefficient r . The BA network size $N = 5000$ and the average degree $\langle k \rangle = 4$. Each data point is obtained by averaging over 2000 different realizations.

but then it rapidly falls to one. Meanwhile, the normalized size of the largest cluster s_1 remains very close to zero during the plateau, subsequently it increases to one with a similar sudden transition [see Fig. 6(b)]. The sharp transitions for N_d and s_1 reflect the merging of different clusters. Previous studies have shown that this merging accelerates consensus in the NG [20, 25] and other opinion models [34, 35]. From Fig. 6, one can see that the merging of different clusters is earlier and quicker in the case of disassortative mixing ($r = -0.24$), as compared to that in the cases of random mixing ($r = 0$) and assortative mixing ($r = 0.2$), thus leading to the faster convergence.

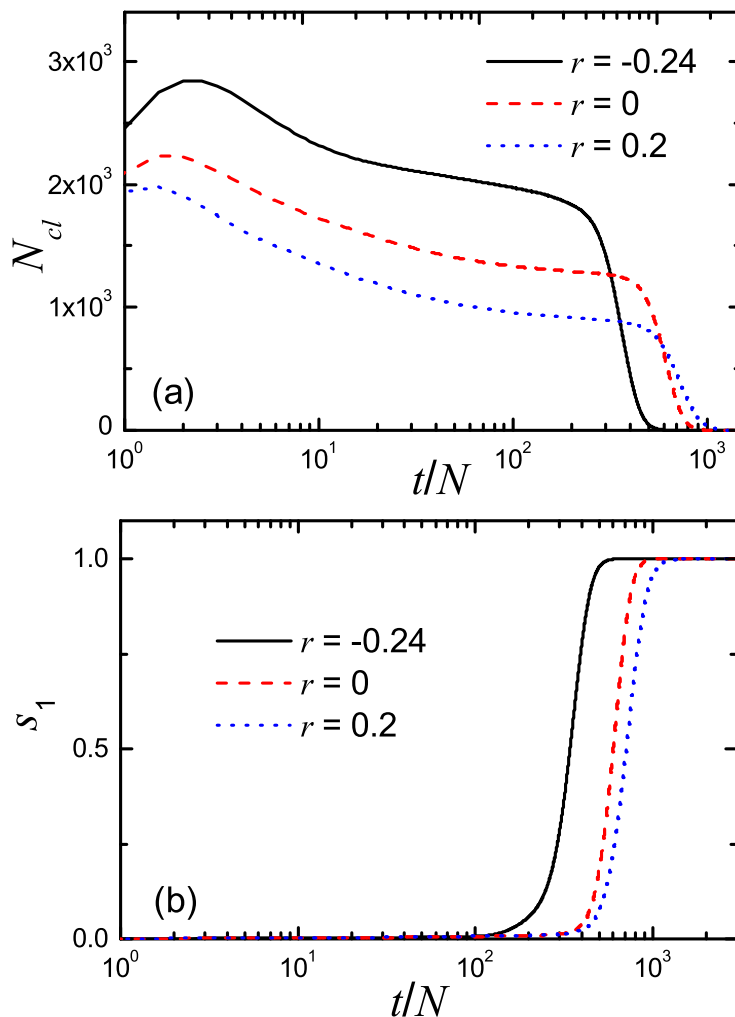


Figure 6. (Color online) (a) The number of clusters N_{cl} and (b) the normalized size of the largest cluster s_1 as a function of the rescaled time t/N for different values of the assortativity coefficient r . The BA network size $N = 5000$ and the average degree $\langle k \rangle = 4$. Each curve is an average of 2000 different realizations.

Figure 7 shows the convergence time t_c as a function of the network size N for different values of the assortativity coefficient r . One can see that t_c scales as N^β . The value of exponent β increases with r . For $r = -0.1, 0$, and 0.1 , β is about 1.35, 1.38 and 1.40 respectively. This result manifests that disassortative mixing still accelerates consensus for the large network size.

The above studies are conducted on BA scale-free networks which follow a power-law degree distribution $P(k) \sim k^{-\gamma}$ with $\gamma = 3$. However, the finding that disassortative mixing accelerates consensus is not restricted to BA networks. In fact, we have observed a similar behavior for scale-free networks constructed by the configuration model (CM) [36]. Figure 8 shows the convergence time t_c as a function of the assortativity coefficient r for CM networks with different values of the power-law exponent γ . From Fig. 8, we also observe that t_c increases with r for each value of γ .

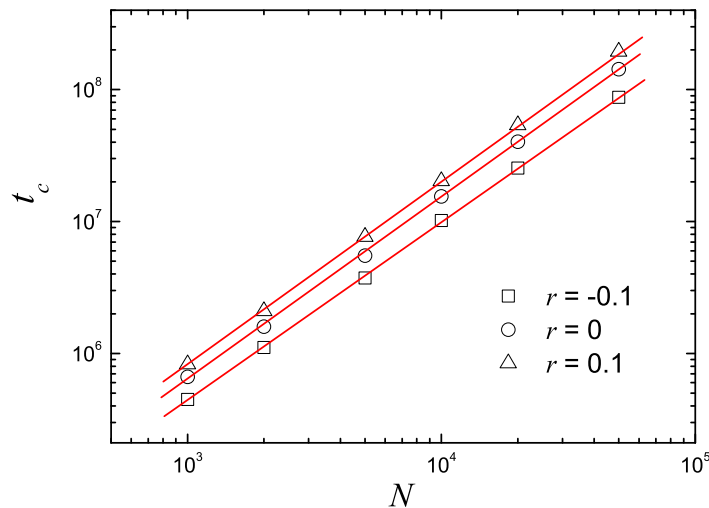


Figure 7. (Color online) Convergence time t_c as a function of the BA network size N for different values of the assortativity coefficient r . The average degree $\langle k \rangle = 4$. The slope of the fitted line is 1.35, 1.38, 1.40 for $r = -0.1, 0, 0.1$ respectively. Each data is an average of 2000 different realizations.

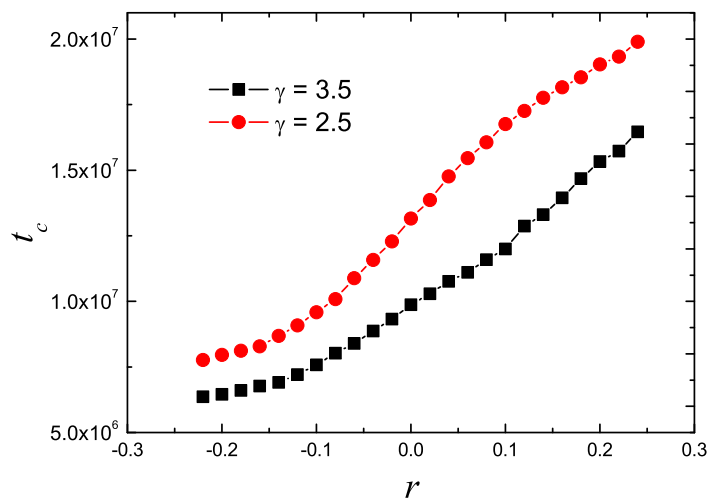


Figure 8. (Color online) Convergence time t_c as a function of the assortativity coefficient r for CM networks with different values of the power-law exponent γ . The CM network size $N = 5000$ and the minimal degree $k_{min} = 2$. Each data point is obtained by averaging over 2000 different realizations.

Apart from the directed NG, there are other updating strategies of NG, such as the reverse NG [14] and the broadcasting NG [22]. In the reverse NG, we firstly choose the hearer at random and then one of its neighbors as speaker. In the broadcasting NG, a speaker transmits its word to all its neighbors at the same time, rather than to a randomly selected one. It has been found that the updating strategy greatly affects the process of convergence to consensus [15, 23]. From Fig. 9, we also observe that the convergence time t_c increases with the assortativity coefficient r in the reverse NG and

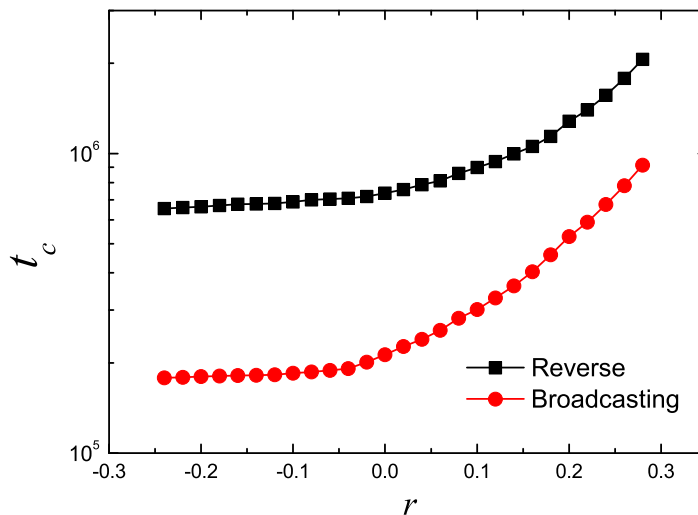


Figure 9. (Color online) Convergence time t_c as a function of the assortativity coefficient r in the reverse and broadcasting NG respectively. The BA network size $N = 5000$ and the average degree $\langle k \rangle = 4$. Each data point is obtained by averaging over 2000 different realizations.

the broadcasting NG.

4. Conclusions and Discussions

In conclusion, we have studied the impact of degree mixing on consensus in the naming game. We adjust the assortativity coefficient of a network by swapping the ends of the two edges while keeping the degree of each node unchanged. We have found that the convergence time decreases with the increase of the assortativity coefficient. Compared with uncorrelated and assortative networks, disassortative networks can accelerate the convergence to global consensus. This finding is robust with respect to different types of scale-free networks including the Barabási-Albert model and the configuration model, and to different kinds of updating strategies including the directed, reverse and broadcasting naming games. We have explained such phenomenon in terms of the evolution of the word clusters. The merging of different clusters and the formation of big clusters become easier in the case of disassortative mixing, as compared to that in the cases of random mixing and assortative mixing. We expect our work to provide new insights into agreement dynamics on degree-correlated networks.

Acknowledgments

This work was supported by the National Natural Science Foundation of China (Grant Nos.11275186, 91024026, FOM2014OF001 and 71301028), the Natural Science Foundation of Fujian Province of China (Grant No. 2013J05007), and the Research Foundation of Fuzhou University (Grant No. 0110-600607).

References

- [1] Castellano C, Fortunato S and Loreto V 2009 Rev. Mod. Phys. **81** 591
- [2] Nowak M and Krakauer D 1999 Proc. Natl. Acad. Sci. USA **96** 8028
- [3] Abrams D and Strogatz S H 2003 Nature(London) **424** 900
- [4] Schulze C, Stauffer D and Wichmann S 2008 Comput. Phys. Commun. **3** 271
- [5] Loreto V, Baronchelli A, Mukherjee A, Puglisi A and Tria F 2011 J. Stat. Mech. P04006
- [6] Loreto V, Mukherjee A and Tria F 2012 Proc. Natl. Acad. Sci. USA **109** 6819
- [7] Steels L 1995 Artif. Life **2** 319
- [8] Steels L 1998 Auton. Agents Multi-Agent Syst. **1** 169
- [9] Krapivsky P L and Redner S 2003 Phys. Rev. Lett. **90** 238701
- [10] Sood V and Redner S 2005 Phys. Rev. Lett. **94** 178701
- [11] Baronchelli A, Felici M, Loreto V, Caglioti E and Steels L 2006 J. Stat. Mech. P06014
- [12] Baronchelli A, Loreto V and Steels L 2008 Int. J. Mod. Phys. C **19** 785
- [13] Baronchelli A, Dall'Asta L, Barrat A and Loreto V 2006 Phys. Rev. E **73** 015102
- [14] Dall'Asta L, Baronchelli A, Barrat A and Loreto V 2006 Europhys. Lett. **73** 969
- [15] Dall'Asta L, Baronchelli A, Barrat A and Loreto V 2006 Phys. Rev. E **74** 036105
- [16] Barrat A, Baronchelli A, Dall'Asta L and Loreto V 2007 Chaos **17** 026111
- [17] Liu R R, Jia C X, Yang H X, Wang B H 2009 Physica A **388** 3615
- [18] Liu R R, Wang W X, Lai Y C, Chen G and Wang B H 2011 Phys. Lett. A **375** 363
- [19] Nardini C, Kozma B and Barrat A 2008 Phys. Rev. Lett. **100** 158701
- [20] Tang C L, Lin B Y, Wang W X, Hu M B and Wang B H 2007 Phys. Rev. E **75** 027101
- [21] Wang W X, Lin B Y, Tang C L and Chen G R 2007 Eur. Phys. J. B **60** 529
- [22] Lu Q, Korniss G and Szymanski B K 2008 Phys. Rev. E **77** 016111
- [23] Baronchelli A 2011 Phys. Rev. E **83** 046103
- [24] Baronchelli A and Díaz-Guilera A 2012 Phys. Rev. E **85** 016113
- [25] Yang H X, Wang W X and Wang B H 2008 Phys. Rev. E **77** 027103
- [26] Brigatti E 2008 Phys. Rev. E **78** 046108
- [27] Lipowski A and Lipowska D 2009 Phys. Rev. E **80** 056107
- [28] Lipowska D and Lipowski A 2014 J. Stat. Mech. P08001
- [29] Newman M E J 2002 Phys. Rev. Lett. **89** 208701
- [30] Barabasi A L and Albert R 1999 Science **286** 509
- [31] Boguñá M and Pastor-Satorras R 2002 Phys. Rev. E **66** 047104
- [32] Rong Z and Wu Z X 2009 EPL **87** 30001
- [33] Xulvi-Brunet R and Sokolov I M 2004 Phys. Rev. E **70** 066102
- [34] Yang H X, Wu Z X, Zhou C, Zhou T and Wang B H 2009 Phys. Rev. E **80** 046108
- [35] Yang H X, Wang W X, Lai Y C and Wang B H 2012 Phys. Lett. A **376** 282
- [36] Molloy M and Reed B 1995, Random Struct. Algorithms **6** 161