

# A graph theoretical approach to states and unitary operations

Supriyo Dutta · Bibhas Adhikari ·  
Subhashish Banerjee

Received: date / Accepted: date

**Abstract** Building upon our previous work, on graphical representation of a quantum state by signless Laplacian matrix, we pose the following question. If a local unitary operation is applied to a quantum state, represented by a signless Laplacian matrix, what would be the corresponding graph and how does one implement local unitary transformations graphically? We answer this question by developing the notion of local unitary equivalent graphs. We illustrate our method by a few, well known, local unitary transformations implemented by single qubit Pauli and Hadamard gates. We also show how graph switching can be used to implement the action of the  $C_{NOT}$  gate, resulting in a graphical description of Bell state generation.

**Keywords** Signless Laplacian of a combinatorial graph · Graph switching · Pauli matrices · Local unitary operators

## 1 Introduction

Humans are fundamentally visual beings. Our most intuitive senses are geometric and topological. Thus having a sense for graphs comes naturally to us. On the other extreme, perhaps the subtlest concept in physics, farthest

---

This work is supported by CSIR (Council of Scientific and Industrial Research) Grant No. 25(0210)/13/EMR-II, New Delhi, India.

---

Supriyo Dutta  
Department of Mathematics, IIT Jodhpur.  
E-mail: dutta.1@iitj.ac.in

Bibhas Adhikari  
Department of Mathematics, IIT Kharagpur.  
E-mail: bibhas@maths.iitkgp.ernet.in

Subhashish Banerjee  
Department of Physics, IIT Jodhpur.  
E-mail: subhashish@iitj.ac.in

removed from our sensory intuition, is the nature of quantum superposition, which asserts that particle properties may lack a definiteness or realism in a profoundly fundamental sense. Thus it is worthwhile asking how we may leverage the lucidity of the graphs to represent quantum states. A graph theoretical approach to quantum mechanics would also help to amalgamate visualization offered by graphs with the well developed mathematical machinery of graph theory. This motivated us to provide a graphical representation of quantum states in [1], where we showed that the concept of a signless Laplacian matrix is more advantageous, for graphical representation of quantum states, than the combinatorial Laplacian matrix.

Here we build upon our previous construction, of representing quantum states by density matrices defined by using signless Laplacian matrices associated with weighted graphs without multiple edges and with/without loops. Our main intention is to establish a proof of principle, and study the graph theoretic transformation associated with the simplest non-trivial operation on  $n$  qubits, namely the local unitary transformation of  $n$  qubits. This would have direct relevance to the field of quantum information [[2] ... [10]] which has been brought to the realms of practical endeavours by mean of spectacular experimental advances, such as in [11], [12].

If  $G$  is a weighted graph with/without loops having real edge weights and nonnegative loop weights, the density matrix defined by  $G$  is

$$\rho(G) = \frac{1}{\text{tr}(L(G))} L(G)$$

where  $L(G)$  is the signless Laplacian matrix associated with the graph  $G$ , see [1]. Some of the well known unitary transformations are implemented by the Pauli  $X = \begin{bmatrix} 0 & 1 \\ 1 & 0 \end{bmatrix}$ ,  $Y = \begin{bmatrix} 0 & -i \\ i & 0 \end{bmatrix}$  and  $Z = \begin{bmatrix} 1 & 0 \\ 0 & -1 \end{bmatrix}$  operators or their combination  $H = \frac{X+Z}{\sqrt{2}}$ , the Hadamard operator. These operations are also synonymous with the corresponding single-qubit logic gates. Another well known two-qubit operation is realized by the so called  $C_{NOT}$  gate, which together with suitable combinations of single-qubit gates can be shown to be adequate for universal quantum computation [13].

In this paper, we restrict our attention to weighted undirected graphs of order  $2^n$  for any natural number  $n$ . We introduce new graph theoretic operations or switching methods for weighted graphs by using quantum logic gates (for example, Pauli matrices) on single qubits which produce cospectral and signless Laplacian cospectral weighted undirected graphs. By (signless Laplacian) cospectral we imply two graphs with equal multi-set of eigenvalues of the corresponding (signless Laplacian) adjacency matrices.

Given a graph  $G$  of order  $2^n$  we generate new graphs  $G^{U_k}$  by applying switching methods on  $G$  such that  $\rho(G^{U_k}) = U_k \rho(G) U_k^\dagger$  for some unitary matrix  $U_k$  of the form

$$U_k = U^{(1)} \otimes \dots \otimes U^{(k-1)} \otimes U \otimes U^{(k+1)} \otimes \dots \otimes U^{(n)} \quad (1)$$

where  $U \in \{X, Y, Z, H\}$  and  $U^{(j)} = I_2$  the identity matrix of order 2 when  $j \neq k$ , and  $k = 1, 2, \dots, n$ .

It is evident that the unitary matrix  $U_k$  of order  $2^n$  given in (1) is a local unitary transformation acting on the Hilbert space  $\mathbb{C}^{2^{\otimes n}} \equiv \mathcal{H}_1 \otimes \mathcal{H}_2 \otimes \dots \otimes \mathcal{H}_n$  where  $\mathcal{H}_j = \mathbb{C}^2$  for  $j = 1, 2, \dots, n$ . Thus, we show that local unitary operations defined in (1) when applied on density matrix of a  $n$ -qubit quantum state  $\rho(G)$  obtained by signless Laplacian matrix associated with a weighted graph  $G$ , can be realized by suitable graph switchings of the graph  $G$ . We call the switching equivalent graphs  $G$  and  $G^{U_k}$  the local unitary equivalent graphs.

The plan of the paper is as follows. In Section 2 we briefly review the connection between the concepts of graphs, quantum states, graph switching and local unitary operations. Next, we introduce graph switching methods which can realize local unitary operations applied to a density matrix associated with graphs. Thus we provide switching methods to generate cospectral and signless Laplacian cospectral weighted undirected graphs. *CNOT* gates are two qubit gates that, along with the single qubit Hadamard gate, are used to generate the two qubit maximally entangled Bell states. In Section 5 we show how the graph switching techniques can be used to implement the action of a *CNOT* gate, resulting in the graphical description of Bell state generation. We then make our conclusions.

## 2 Some Preliminaries

A graph  $G = (V(G), E(G))$  is a combination of vertex set  $V(G)$  and edge set  $E(G)$ .  $G$  is weighted if there is a weight function  $w : E(G) \rightarrow \mathbb{R}$ ,  $w(i, j) = w_{i,j}$ . Adjacency matrix of  $G$  is  $A(G) = (a_{i,j})$ , where,

$$a_{i,j} = \begin{cases} w_{i,j} & \text{if } (i, j) \in E(G) \\ 0 & \text{if } (i, j) \notin E(G) \end{cases}.$$


Adjacency matrix represents connections between different vertices in a graph. Degree of vertex  $i$  is  $d_i = \sum_j |a_{i,j}|$ , and is indicative of the role played by the vertex  $i$  in the graph  $G$ . Degree matrix of  $G$  is  $D(G) = \text{diag}\{d_i : i = 1, 2, \dots\}$ . Originally, combinatorial Laplacian  $\mathcal{L} = D(G) - A(G)$  was used for representing density matrices corresponding to quantum states [14, 15].

In [1], density matrices were constructed using signless and signed Laplacians. Here, our constructions are made using the signless Laplacian. In [16], it was shown that the signless Laplacian is most convenient for use in the study of the properties of graphs compared to any other matrix associated with a graph (generalized adjacency matrices). In [17], the authors have obtained an ensemble of density matrices as the normalized version of the signless Laplacian matrices which arise from a uniform mixture of unsigned edge-states in a simple graph.

For a weighted undirected graph  $G$  without multiple edges, with/without loops having real edge weights and nonnegative loop weights, the density matrix associated with  $G = (V(G), E(G))$  is given by

$$\rho(G) = \frac{1}{\text{tr}(L(G))} L(G), \quad L(G) = D(G) + A(G) \quad (2)$$

The matrix  $L(G)$  of order  $|V(G)|$  is called the signless Laplacian matrix associated with  $G$  [1]. To normalize the state associated with  $L(G)$ , we divide it by its trace. If  $G$  has no loop, then  $\text{trace}(D(G)) = \text{trace}(L(G))$ . But here,  $\text{trace}(D(G)) \neq \text{trace}(L(G))$  as graphs with weighted loops are considered. Hence,  $\rho(G)$  is a Hermitian positive semi-definite matrix of trace 1 and hence represents the density matrix of a quantum state in  $\mathbb{C}^{|V(G)|}$ . The graph  $G$  is called a graph representation of  $\rho(G)$ . As an example consider  $\rho_0 = |0\rangle\langle 0| = \begin{bmatrix} 1 & 0 \\ 0 & 0 \end{bmatrix}$  and  $\rho_1 = |1\rangle\langle 1| = \begin{bmatrix} 0 & 0 \\ 0 & 1 \end{bmatrix}$ . Graphs corresponding to  $\rho_0$  and  $\rho_1$  are



and

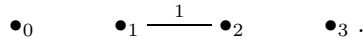


respectively. These graphs do not have any edge but have a loop of weight  $\frac{1}{2}$ .

The following observations can be proved by using arguments similar to those in [1].

- The density matrix defined by an undirected weighted graph  $G$  without loops of order  $n$  represents a pure state if and only if  $G$  is isomorphic to  $\hat{K}_2 = K_2 \sqcup i_1 \sqcup \dots \sqcup i_{n-2}$ , where  $K_2$  is the complete graph of order 2 (a graph with two vertices and one weighted edge).
- The density matrix defined by an undirected weighted graph  $G$  with non-negative weighted loops of order  $n$  represents a pure state if and only if  $G$  is isomorphic to  $\hat{O}_1 = O_1 \sqcup i_1 \sqcup i_2 \dots \sqcup i_{n-1}$ , where  $O_1$  denotes a graph having one node with self-loop.

As an example consider the graph in the figure below representing a well known two qubit pure quantum state  $\frac{1}{\sqrt{2}}(|01\rangle + |10\rangle)$  [1], the Bell state.



A single qubit mixed state  $a|0\rangle\langle 0| + b|1\rangle\langle 1|$ ,  $a + b = 1$  can be represented by



Thus, the density matrix which represents an  $n$ -qubit multipartite quantum state defined by signless Laplacian matrix associated with an undirected weighted graph  $G$  of order  $2^n$  with/without loops is a pure state if and only

if  $G$  contains only one edge. Otherwise, the density matrix  $\rho(G)$  represents a mixed state.

Switching of a weighted graph  $G$  is a technique to generate a new weighted graph  $H$  from  $G$  keeping the vertex set fixed. Thus, switching a graph  $G = (V(G), E(G))$  means constructing a graph  $H = (V(H), E(H))$  such that

- $V(H) = V(G)$ .
- $E(H)$  is given by  $E(G)$  after removing/adding some weighted edges and/or altering weights of the edges in  $G$ .

The graphs  $G$  and  $H$  are called switching equivalent graphs. The switching method was first proposed in [18] for simple graphs that can produce cospectral simple graphs. Such a switching is well known as Seidel switching in the literature. Recently, some switching methods have been proposed in literature for directed, undirected and weighted graphs to generate cospectral, combinatorial Laplacian cospectral and signless Laplacian cospectral graphs [19], [20], respectively.

Familiar single qubit gates are  $X, Y, Z$  and  $H$ . They work on single qubit quantum states  $|0\rangle, |1\rangle$  and there linear combinations. Graphically we can represent their actions on  $\rho_0$  and  $\rho_1$  as:

1.  **$X$  gate:** Note that  $X\rho_0X^\dagger = \rho_1$  and  $X\rho_1X^\dagger = \rho_0$ . Thus applying  $X$  gate on  $\rho_0$  is equivalent to removing loop of weight  $\frac{1}{2}$  from node 0 and adding a loop of weight  $\frac{1}{2}$  at node 1. Corresponding action will be observed for  $\rho_1$ . The graph theoretical representations of these actions are illustrated below.

$$\frac{1}{2} \text{ loop at } \bullet_0 \quad \bullet_1 \xrightarrow{X} \bullet_0 \quad \bullet_1 \text{ loop } \frac{1}{2}$$

and

$$\bullet_0 \quad \bullet_1 \text{ loop } \frac{1}{2} \xrightarrow{X} \frac{1}{2} \text{ loop at } \bullet_0 \quad \bullet_1$$

2.  **$Y$  gate:** As  $Y\rho_0Y^\dagger = \rho_1$  and  $Y\rho_1Y^\dagger = \rho_0$  and its graphical representation is similar to that of  $X$  above.
3.  **$Z$  gate:** Here  $Z\rho_0Z^\dagger = \rho_0$  and  $Z\rho_1Z^\dagger = \rho_1$ . Graphically its action are given by

$$\frac{1}{2} \text{ loop at } \bullet_0 \quad \bullet_1 \xrightarrow{Z} \frac{1}{2} \text{ loop at } \bullet_0 \quad \bullet_1$$

and

$$\bullet_0 \quad \bullet_1 \text{ loop } \frac{1}{2} \xrightarrow{Z} \bullet_0 \quad \bullet_1 \text{ loop } \frac{1}{2}$$

4.  **$H$  gate:**  $H\rho_0H^\dagger = \frac{1}{2} \begin{bmatrix} 1 & 1 \\ 1 & 1 \end{bmatrix}$ , which is the density matrix corresponding to

a graph with two vertices.  $H\rho_1H^\dagger = \frac{1}{2} \begin{bmatrix} 1 & -1 \\ -1 & 1 \end{bmatrix}$ , corresponding to a graph with two vertices with an edge of weight -1. Thus applying  $H$  gate on  $\rho_0$  or  $\rho_1$  is tantamount to removing loops from the nodes and adding an edge between the two nodes. This can be represented graphically as:

$$\frac{1}{2} \text{ loop at } \bullet_0 \quad \bullet_1 \xrightarrow{H} \bullet_0 \text{ --- } 1 \text{ --- } \bullet_1$$

and

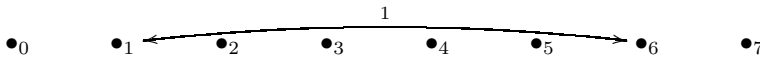
$$\bullet_0 \quad \bullet_1 \overset{\frac{1}{2}}{\curvearrowright} \xrightarrow{H} \bullet_0 \overset{-1}{\text{---}} \bullet_1 .$$

5. **CNOT gate:** *CNOT* is a two qubit gate whose matrix representation is denoted here by  $C_{NOT}$ .

$$C_{NOT} = \begin{bmatrix} I_2 & 0 \\ 0 & X \end{bmatrix} = \begin{bmatrix} 1 & 0 & 0 & 0 \\ 0 & 1 & 0 & 0 \\ 0 & 0 & 0 & 1 \\ 0 & 0 & 1 & 0 \end{bmatrix} .$$

*CNOT* gate is useful for generating Bell states. Its graphical action on two qubit states is depicted at the end of section 5,

An  $n$ -qubit quantum state can be represented by a graph of order  $2^n$ . As an example a 3-qubit quantum state  $\frac{1}{\sqrt{2}}(|001\rangle + |110\rangle)$  can be represented as



Another, well known, example of a 3-qubit quantum state  $|W\rangle = \frac{1}{\sqrt{3}}(|100\rangle + |010\rangle + |001\rangle)$  can be represented [1] as



This graph corresponds to a state represented by a signed Laplacian, but here we do not make further use of this.

Action of local unitary operations on multi-partite systems have found place in the core of quantum information due to applications in several quantum information protocols. For example, quantum teleportation and quantum dense coding are based on the equivalence of some classes of states of bi-partite systems [6]. Since the entries of a density matrix representing a multi-partite quantum state depend on the choice of the basis in Hilbert space associated with the system, action of a local unitary operation implies change of the basis in the subsystems. Thus, a local unitary operation only changes our point of view without affecting the physical system.

Consider an  $n$ -qubit system given by the Hilbert space  $\mathbb{C}^{2^{\otimes n}}$ . Then two  $n$ -qubit states given by the density matrices  $\rho_1$  and  $\rho_2$  are said to be local unitary equivalent if there exists a unitary matrix  $U$  of order  $2^n$  for which  $\rho_2 = U\rho_1U^\dagger$  where  $U$  is of the form  $U = U_1 \otimes U_2 \otimes \dots \otimes U_n$ ,  $U_i$  is a unitary matrix of order 2 for  $i = 1, 2, \dots, n$ .

In section 3, we develop switching methods for weighted undirected graphs such that for the two switching equivalent graphs  $G$  and  $G^{U_k}$ ,  $A(G^{U_k}) = U_k A(G) U_k^\dagger$  and

$$\rho(G^{U_k}) = U_k \rho(G) U_k^\dagger, U_k = U^{(1)} \otimes \dots \otimes U^{(k-1)} \otimes U \otimes U^{(k+1)} \otimes \dots \otimes U^{(n)},$$

where,  $U \in \{X, Y, Z, H\}$  and  $U^{(j)} = I_2$  the identity matrix of order 2 when  $j \neq k$ , and  $k = 1, 2, \dots, n$ . Thus, the switching methods proposed in this paper preserve both the spectra and signless Laplacian spectra. Thereby, we introduce the concept of local unitary equivalent graphs which are useful for the realization of local unitary operations on  $n$ -qubit quantum states, represented by weighted undirected graphs of order  $2^n$ .

### 3 Switching methods and local unitary equivalent $n$ -qubit quantum states

In order to interpret switching equivalent weighted undirected graphs as local unitary equivalent  $n$ -qubit quantum states which are represented by graphs, we consider a block representation of the adjacency matrix associated with such a graph. Thus, given a weighted undirected graph  $G = (V(G), E(G))$  of order  $2^n$ , we consider a partition of the vertex set  $V(G) = \{0, 1, \dots, 2^n - 1\}$  given by

$$V(G) = \sqcup_{j=0}^{2^{n-1}-1} C_j$$

where  $C_j = \{2j, 2j+1\}$ ,  $j = 0, 1, \dots, 2^{n-1} - 1$ . Then the the adjacency matrix of  $G$  is given by

$$A(G) = \begin{bmatrix} C_{0,0} & C_{0,1} & \dots & C_{0,(2^{n-1}-1)} \\ C_{1,0} & C_{1,1} & \dots & C_{1,(2^{n-1}-1)} \\ \vdots & \vdots & \vdots & \vdots \\ C_{(2^{n-1}-1),0} & C_{(2^{n-1}-1),1} & \dots & C_{(2^{n-1}-1),(2^{n-1}-1)} \end{bmatrix}_{2^n \times 2^n} \quad (3)$$

$$\text{where } C_{i,j} = \begin{bmatrix} w(2i, 2j)|_G & w(2i, 2j+1)|_G \\ w(2i+1, 2j)|_G & w(2i+1, 2j+1)|_G \end{bmatrix}_{2 \times 2}$$

$$\text{and } C_{i,i} = \begin{bmatrix} w(2i, 2i)|_G & w(2i, 2i+1)|_G \\ w(2i+1, 2i)|_G & w(2i+1, 2i+1)|_G \end{bmatrix}_{2 \times 2}.$$

Obviously,  $C_{i,j} = C_{j,i}$ . Note that  $C_{i,i}$  is the adjacency matrix corresponding to a subgraph induced by the vertex subset  $C_i$  and  $C_{i,j}$  provides the information of the existence of edges between  $C_i$  and  $C_j$  for all  $i, j$ .

First we propose switching methods which can realize the local unitary operations given by  $U_n = \underbrace{I_2 \otimes I_2 \otimes \dots \otimes I_2}_{(n-1) \text{ times}} \otimes U$  where  $U = \begin{bmatrix} e^{i\phi_1} \cos(\theta) & e^{i\phi_2} \sin(\theta) \\ -e^{-i\phi_2} \sin(\theta) & e^{-i\phi_1} \cos(\theta) \end{bmatrix}$ .

**Procedure 1** Given an weighted undirected graph  $G = (V(G), E(G))$  we propose the following rule to generate a new graph  $G^{U_n} = (V(G), E(G^{U_n}))$ . Each step of this procedure will be applied on different edges or loops present in the original graph one by one. To generate the resultant graph if more than one weights are assigned during the process on a single edge or loop, ultimately, all the assigned weights will be added up cumulatively to produce the resultant weight for each edge or loop.

1. Assign the following edge weights inside every module  $C_i$  when  $E(G)$  contains loops in it.
  - (a) Let  $(2i, 2i) \in E(G)$ , then
    - i.  $(2i, 2i) \in E(G^{U_n})$ ,  
 $w(2i, 2i)|_{G^{U_n}} = e^{2i\phi_1} \cos^2(\theta)w(2i, 2i)|_G$
    - ii.  $(2i, 2i+1) \in E(G^{U_n})$ ,  
 $w(2i, 2i+1)|_{G^{U_n}} = e^{i(\phi_1+\phi_2)} \cos(\theta) \sin(\theta)w(2i, 2i)|_G$
    - iii.  $(2i+1, 2i) \in E(G^{U_n})$ ,  
 $w(2i+1, 2i)|_{G^{U_n}} = -e^{i(\phi_1-\phi_2)} \sin(\theta) \cos(\theta)w(2i, 2i)|_G$
    - iv.  $(2i+1, 2i+1) \in E(G^{U_n})$ ,  
 $w(2i+1, 2i+1)|_{G^{U_n}} = -\sin^2(\theta)w(2i, 2i)|_G$
  - (b) Let  $(2i+1, 2i+1) \in E(G)$ , then
    - i.  $(2i, 2i) \in E(G^{U_n})$ ,  
 $w(2i, 2i)|_{G^{U_n}} = -\sin^2(\theta)w(2i+1, 2i+1)|_G$
    - ii.  $(2i, 2i+1) \in E(G^{U_n})$ ,  
 $w(2i, 2i+1)|_{G^{U_n}} = e^{-i(\phi_1-\phi_2)} \cos(\theta) \sin(\theta)w(2i+1, 2i+1)|_G$
    - iii.  $(2i+1, 2i) \in E(G^{U_n})$ ,  
 $w(2i+1, 2i)|_{G^{U_n}} = -e^{-i(\phi_1+\phi_2)} \sin(\theta) \cos(\theta)w(2i+1, 2i+1)|_G$
    - iv.  $(2i+1, 2i+1) \in E(G^{U_n})$ ,  
 $w(2i+1, 2i+1)|_{G^{U_n}} = e^{-2i\phi_1} \cos^2(\theta)w(2i+1, 2i+1)|_G$
2. Assign the following edge weights inside a module when there is an edge inside a module.
  - (a) Let  $(2i, 2i+1) \in E(G)$ , then
    - i.  $(2i, 2i) \in E(G^{U_n})$ ,  
 $w(2i, 2i)|_{G^{U_n}} = -e^{i(\phi_1-\phi_2)} \cos(\theta) \sin(\theta)w(2i, 2i+1)|_G$
    - ii.  $(2i, 2i+1) \in E(G^{U_n})$ ,  
 $w(2i, 2i+1)|_{G^{U_n}} = \cos^2(\theta)w(2i, 2i+1)|_G$
    - iii.  $(2i+1, 2i) \in E(G^{U_n})$ ,  
 $w(2i+1, 2i)|_{G^{U_n}} = -e^{-2i\phi_2} \sin^2(\theta)w(2i, 2i+1)|_G$
    - iv.  $(2i+1, 2i+1) \in E(G^{U_n})$ ,  
 $w(2i+1, 2i+1)|_{G^{U_n}} = -e^{-i(\phi_1+\phi_2)} \sin(\theta) \cos(\theta)w(2i, 2i+1)|_G$
  - (b) Let  $(2i+1, 2i) \in E(G)$ , then
    - i.  $(2i, 2i) \in E(G^{U_n})$ ,  
 $w(2i, 2i)|_{G^{U_n}} = e^{i(\phi_1+\phi_2)} \cos(\theta) \sin(\theta)w(2i+1, 2i)|_G$
    - ii.  $(2i, 2i+1) \in E(G^{U_n})$ ,  
 $w(2i, 2i+1)|_{G^{U_n}} = e^{2i\phi_2} \sin^2(\theta)w(2i+1, 2i)|_G$
    - iii.  $(2i+1, 2i) \in E(G^{U_n})$ ,  
 $w(2i+1, 2i)|_{G^{U_n}} = \cos^2(\theta)w(2i+1, 2i)|_G$



- iv.  $(2i + 1, 2i + 1) \in E(G^{U_n})$ ,  
 $w(2i + 1, 2i + 1)|_{G^{U_n}} = e^{-i(\phi_1 - \phi_2)} \sin(\theta) \cos(\theta) w(2i + 1, 2i)|_G$
3. Assign these edge weights when there are edges joining vertices of different modules.
- (a) Let  $(2i, 2j) \in E(G)$ , then
- i.  $(2i, 2j) \in E(G^{U_n})$ ,  
 $w(2i, 2j)|_{G^{U_n}} = e^{2i\phi_1} \cos^2(\theta) w(2i, 2j)|_G$
- ii.  $(2i, 2j + 1) \in E(G^{U_n})$ ,  
 $w(2i, 2j + 1)|_{G^{U_n}} = e^{i(\phi_1 + \phi_2)} \cos(\theta) \sin(\theta) w(2i, 2j)|_G$
- iii.  $(2i + 1, 2j) \in E(G^{U_n})$ ,  
 $w(2i + 1, 2j)|_{G^{U_n}} = -e^{i(\phi_1 - \phi_2)} \sin(\theta) \cos(\theta) w(2i, 2j)|_G$
- iv.  $(2i + 1, 2j + 1) \in E(G^{U_n})$ ,  
 $w(2i + 1, 2j + 1)|_{G^{U_n}} = -\sin^2(\theta) w(2i, 2j)|_G$
- (b) Let  $(2i + 1, 2j + 1) \in E(G)$ , then
- i.  $(2i, 2j) \in E(G^{U_n})$ ,  
 $w(2i, 2j)|_{G^{U_n}} = -\sin^2(\theta) w(2i + 1, 2j + 1)|_G$
- ii.  $(2i, 2j + 1) \in E(G^{U_n})$ ,  
 $w(2i, 2j + 1)|_{G^{U_n}} = e^{-i(\phi_1 - \phi_2)} \cos(\theta) \sin(\theta) w(2i + 1, 2j + 1)|_G$
- iii.  $(2i + 1, 2j) \in E(G^{U_n})$ ,  
 $w(2i + 1, 2j)|_{G^{U_n}} = -e^{-i(\phi_1 + \phi_2)} \sin(\theta) \cos(\theta) w(2i + 1, 2j + 1)|_G$
- iv.  $(2i + 1, 2j + 1) \in E(G^{U_n})$ ,  
 $w(2i + 1, 2j + 1)|_{G^{U_n}} = e^{-2i\phi_1} \cos^2(\theta) w(2i + 1, 2j + 1)|_G$
- (c) Let  $(2i, 2j + 1) \in E(G)$ , then
- i.  $(2i, 2j) \in E(G^{U_n})$ ,  
 $w(2i, 2j)|_{G^{U_n}} = -e^{i(\phi_1 - \phi_2)} \cos(\theta) \sin(\theta) w(2i, 2j + 1)|_G$
- ii.  $(2i, 2j + 1) \in E(G^{U_n})$ ,  
 $w(2i, 2j + 1)|_{G^{U_n}} = \cos^2(\theta) w(2i, 2j + 1)|_G$
- iii.  $(2i + 1, 2j) \in E(G^{U_n})$ ,  
 $w(2i + 1, 2j)|_{G^{U_n}} = -e^{-2i\phi_2} \sin^2(\theta) w(2i, 2j + 1)|_G$
- iv.  $(2i + 1, 2j + 1) \in E(G^{U_n})$ ,  
 $w(2i + 1, 2j + 1)|_{G^{U_n}} = -e^{-i(\phi_1 + \phi_2)} \sin(\theta) \cos(\theta) w(2i, 2j + 1)|_G$
- (d) Let  $(2i + 1, 2j) \in E(G)$ , then
- i.  $(2i, 2j) \in E(G^{U_n})$ ,  
 $w(2i, 2j)|_{G^{U_n}} = e^{i(\phi_1 + \phi_2)} \cos(\theta) \sin(\theta) w(2i + 1, 2j)|_G$
- ii.  $(2i, 2j + 1) \in E(G^{U_n})$ ,  
 $w(2i, 2j + 1)|_{G^{U_n}} = e^{2i\phi_2} \sin^2(\theta) w(2i + 1, 2j)|_G$
- iii.  $(2i + 1, 2j) \in E(G^{U_n})$ ,  
 $w(2i + 1, 2j)|_{G^{U_n}} = \cos^2(\theta) w(2i + 1, 2j)|_G$
- iv.  $(2i + 1, 2j + 1) \in E(G^{U_n})$ ,  
 $w(2i + 1, 2j + 1)|_{G^{U_n}} = e^{-i(\phi_1 - \phi_2)} \sin(\theta) \cos(\theta) w(2i + 1, 2j)|_G$

Then we have the following theorem.

**Theorem 1** Let  $G$  be a weighted undirected graph of order  $2^n$ . Then  $\rho(G^{U_n}) = U_n \rho(G) U_n^\dagger$  where  $U_n = \underbrace{I_2 \otimes I_2 \otimes \dots \otimes I_2}_{(n-1) \text{ times}} \otimes U$ .

*Proof* Note that,

$$U_n = \text{diag}\{U, U, \dots, U\}_{2^n \times 2^n} \text{ and}$$

$$U_n A(G) U_n^\dagger = \begin{bmatrix} UC_0 U^\dagger & UC_{0,1} U^\dagger & \dots & UC_{0,(2^{n-1}-1)} U^\dagger \\ UC_{1,0} U^\dagger & UC_1 U^\dagger & \dots & UC_{1,(2^{n-1}-1)} U^\dagger \\ \vdots & \vdots & \vdots & \vdots \\ UC_{(2^{n-1}-1),0} U^\dagger & UC_{(2^{n-1}-1),1} U^\dagger & \dots & UC_{(2^{n-1}-1)} U^\dagger \end{bmatrix}.$$

Here,  $C_i$  and  $C_{i,j}$  are either the matrices given below or their sum.

$$\begin{bmatrix} w & 0 \\ 0 & 0 \end{bmatrix}, \begin{bmatrix} 0 & 0 \\ 0 & w \end{bmatrix}, \begin{bmatrix} 0 & w \\ 0 & 0 \end{bmatrix}, \begin{bmatrix} 0 & 0 \\ w & 0 \end{bmatrix}.$$

Remaining proof follows from the fact that

$$U \begin{bmatrix} w & 0 \\ 0 & 0 \end{bmatrix} U^\dagger = \begin{bmatrix} e^{2i\phi_1} w \cos[\theta]^2 & e^{i\phi_1+i\phi_2} w \cos[\theta] \sin[\theta] \\ -e^{i\phi_1-i\phi_2} w \cos[\theta] \sin[\theta] & -w \sin[\theta]^2 \end{bmatrix},$$

$$U \begin{bmatrix} 0 & 0 \\ 0 & w \end{bmatrix} U^\dagger = \begin{bmatrix} -w \sin[\theta]^2 & e^{-i\phi_1+i\phi_2} w \cos[\theta] \sin[\theta] \\ -e^{-i\phi_1-i\phi_2} w \cos[\theta] \sin[\theta] & e^{-2i\phi_1} w \cos[\theta]^2 \end{bmatrix},$$

$$U \begin{bmatrix} 0 & w \\ 0 & 0 \end{bmatrix} U^\dagger = \begin{bmatrix} -e^{i\phi_1-i\phi_2} w \cos[\theta] \sin[\theta] & w \cos[\theta]^2 \\ e^{-2i\phi_2} w \sin[\theta]^2 & -e^{-i\phi_1-i\phi_2} w \cos[\theta] \sin[\theta] \end{bmatrix},$$

$$U \begin{bmatrix} 0 & 0 \\ w & 0 \end{bmatrix} U^\dagger = \begin{bmatrix} e^{i\phi_1+i\phi_2} w \cos[\theta] \sin[\theta] & e^{2i\phi_2} w \sin[\theta]^2 \\ w \cos[\theta]^2 & e^{-i\phi_1+i\phi_2} w \cos[\theta] \sin[\theta] \end{bmatrix}.$$

Hence proved.

Here  $U$  is the most general unitary matrix of order 2, as given above. The well known single qubit matrices can be obtained from it as special cases. For  $\theta = \frac{\pi}{2}, \phi_2 = \frac{\pi}{2}, U = iX$ ; for  $\theta = \frac{\pi}{2}, \phi_2 = \frac{3\pi}{2}, U = Y$ ; for  $\theta = 0, \phi_1 = \frac{\pi}{2}, U = iZ$  and for  $\theta = \frac{\pi}{4}, \phi_1 = \frac{\pi}{2}, \phi_2 = \frac{\pi}{2}, U = iH$ . The complex number  $i$  acts as a phase factor having no role in unitary operations. Thus, for example, given a weighted undirected graph  $G = (V(G), E(G))$ , a new graph  $G^{X_n} = (V(G), E(G^{X_n}))$ , corresponding to  $X_n = \underbrace{I_2 \otimes I_2 \otimes \dots \otimes I_2}_{(n-1) \text{ times}} \otimes X$ , would be generated according

to the following rules.

1. Interchange loop weights inside every module  $C_i$

$$\begin{aligned} (2i, 2i) \in E(G) &\Rightarrow (2i+1, 2i+1) \in E(G^{X_n}), (2i, 2i) \notin E(G^{X_n}) \\ &w(2i+1, 2i+1)|_{G^{X_n}} = w(2i, 2i)|_G, \\ (2i+1, 2i+1) \in E(G) &\Rightarrow (2i, 2i) \in E(G^{X_n}), (2i+1, 2i+1) \notin E(G^{X_n}) \\ &w(2i, 2i)|_G = w(2i+1, 2i+1)|_{G^{X_n}}. \end{aligned} \tag{4}$$

2. Keep edge weights inside modules unchanged

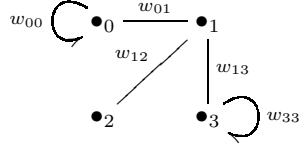
$$\begin{aligned} (2i, 2i+1) \in E(G) &\Rightarrow (2i, 2i+1) \in E(G^{X_n}) \\ w(2i, 2i+1)|_{G^{X_n}} &= w(2i, 2i+1)|_G. \end{aligned} \quad (5)$$

3. Modifications of edges joining two modules

$$\begin{aligned} (2i, 2j) \in E(G) &\Rightarrow (2i+1, 2j+1) \in E(G^{X_n}), (2i, 2j) \notin E(G^{X_n}) \\ w(2i+1, 2j+1)|_{G^{X_n}} &= w(2i, 2j)|_G, \\ (2i+1, 2j+1) \in E(G) &\Rightarrow (2i, 2j) \in E(G^{X_n}), (2i+1, 2j+1) \notin E(G^{X_n}) \\ w(2i, 2j)|_{G^{X_n}} &= w(2i+1, 2j+1)|_G, \\ (2i, 2j+1) \in E(G) &\Rightarrow (2j, 2i+1) \in E(G^{X_n}), (2i, 2j+1) \notin E(G^{X_n}) \\ w(2j, 2i+1)|_{G^{X_n}} &= w(2i, 2j+1)|_G, \\ (2j, 2i+1) \in E(G) &\Rightarrow (2i, 2j+1) \in E(G^{X_n}), (2j, 2i+1) \notin E(G^{X_n}) \\ w(2i, 2j+1)|_{G^{X_n}} &= w(2j, 2i+1)|_G. \end{aligned} \quad (6)$$

The following example provides an overview of the effect of local unitary operators  $X_n, Y_n, Z_n, H_n$  when applied to a 2-qubit density matrix of order 4, making use of the graph representations of the corresponding density matrix.

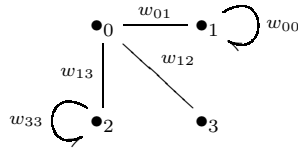
**Example 1** Consider the graph,



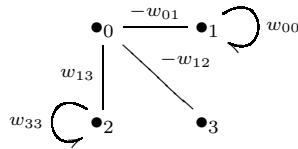
It represents following mixed two qubit state,

$$\rho = \frac{L(G)}{\text{tr}(L(G))} = \frac{1}{\text{tr}(L(G))} \begin{bmatrix} 2w_{00} + w_{01} & w_{01} & 0 & 0 \\ w_{01} & w_{01} + w_{12} + w_{13} & w_{12} & w_{13} \\ 0 & w_{12} & w_{12} & 0 \\ 0 & w_{13} & 0 & w_{13} + 2w_{33} \end{bmatrix},$$

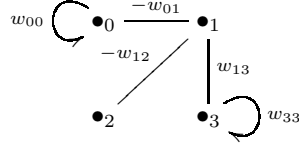
where  $\text{tr}(L(G)) = 2(w_{00} + w_{01} + w_{12} + w_{13} + w_{33})$ . Applying  $X_2$  on the original graph:



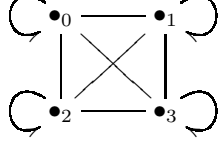
Applying  $Y_2$  on the original graph:



Applying  $Z_2$  on the original graph:



Applying  $H_2$  on the original graph:



In this figure, the edge weights  $w(i, j)$  where  $(i, j) = 0, 1, 2, 3$  are

$$\begin{aligned}
 w(0, 1) &= w_{00} - \frac{1}{2}(w_{12} + w_{13}) \\
 w(0, 2) &= \frac{1}{2}w_{12} + \frac{1}{2}w_{13}, \\
 w(0, 3) &= \frac{1}{2}w_{12} - \frac{1}{2}w_{13}, \\
 w(1, 2) &= -\frac{1}{2}w_{12} - \frac{1}{2}w_{13}, \\
 w(1, 3) &= -\frac{1}{2}w_{12} + \frac{1}{2}w_{13}, \\
 w(2, 3) &= \frac{1}{2}w_{12} - \frac{1}{2}w_{13} - w_{33}, \\
 w(0, 0) &= w_{01} + \frac{w_{13}}{2}, \\
 w(1, 1) &= w_{12} + \frac{w_{13}}{2}, \\
 w(2, 2) &= w_{33} + \frac{w_{13}}{2}, \\
 w(3, 3) &= w_{33} + \frac{w_{13}}{2}.
 \end{aligned}$$

Thus the local unitary operators given by  $X_n, Y_n, Z_n$  and  $H_n$  acting on a density matrix  $\rho(G)$  of an  $n$ -qubit quantum state defined by the signless Laplacian associated with a weighted undirected  $G$  can be realized by graph switchings applied on the graph  $G$ . Now we focus on the local unitary operators  $U_k = I_2 \otimes \dots \otimes I_2 \otimes U \otimes I_2 \otimes \dots \otimes I_2$  when  $k < n$  and  $U \in \{X, Y, Z, H\}$  is placed in the  $k$ -th position of the tensor product.

In order to give a graph theoretic interpretation of  $U_k$  we represent the vertex set of a weighted undirected graph  $G = (V(G), E(G))$  of order  $2^n$  by  $V(G) = \{0, 1\}^n \equiv \{0, 1, \dots, 2^n - 1\}$  where a vertex  $j \in V(G)$  is represented by a sequence of 0, 1s. The labeling of the vertices of  $G$  is determined by the lexicographic ordering defined on  $\{0, 1\}^n$ . For example, if  $n = 2$  the labeled vertex set is given by  $V(G) = \{00, 01, 10, 11\} \equiv \{0, 1, 2, 3\}$ .

We also consider a permutation  $p_{k,n}$  on the vertex set  $V(G)$  defined as follows

$$p_{k,n} : \{0, 1\}^n \rightarrow \{0, 1\}^n \quad (7)$$

$$x_1 x_2 \dots x_{k-1} x_k x_{k+1} \dots x_n \mapsto x_1 x_2 \dots x_{k-1} x_n x_{k+1} \dots x_k \quad (8)$$

where  $x_i \in \{0, 1\}$ . Thus given the standard lexicographic ordering on  $\{0, 1\}^n$ ,  $p_{k,n}$  introduces a relabeling of the vertices. Let  $P_{k,n}$  be the unique permutation matrix associated with  $p_{k,n}$ . Then it is easy to verify that

$$A(G_{p_{k,n}}) = P_{k,n} A(G) P_{k,n}^\dagger, \quad D(G_{p_{k,n}}) = P_{k,n} D(G) P_{k,n}^\dagger \quad (9)$$

where  $G_{p_{k,n}}$  denotes the graph  $G$  with a new labeling of the vertices given by  $p_{k,n}$ . Moreover,  $U_k = P_{k,n} U_n P_{k,n}$ .

This yields

$$U_k \rho(G) U_k^\dagger = (P_{k,n} U_n P_{k,n}) \rho(G) (P_{k,n} U_n P_{k,n})^\dagger = P_{k,n} (U_n (P_{k,n} \rho(G) P_{k,n}^\dagger) U_n^\dagger) P_{k,n}^\dagger. \quad (10)$$

Therefore, the local unitary operation  $U_k$  on an  $n$ -qubit density matrix  $\rho(G)$  defined by a graph  $G$  of order  $2^n$  can be explained by the following switching procedure

$$G \mapsto^{p_{k,n}} G_{p_{k,n}} \mapsto^{U_n} G_{p_{k,n}}^{U_n} \mapsto^{p_{k,n}} G^{U_k} \quad (11)$$

where  $U_n = I_2 \otimes \dots \otimes I_2 \dots \otimes U$  and  $U \in \{X, Y, Z, H\}$ . Then we have the following theorem.

**Theorem 2** *Let  $G$  be a weighted undirected graph of order  $2^n$ . Then  $\rho(G^{U_k}) = U_k \rho(G) U_k^\dagger$  where  $U_k = I_1 \otimes \dots \otimes I_2 \otimes U \otimes I_2 \otimes \dots \otimes I_2$ ,  $k < n$  and  $U \in \{X, Y, Z, H\}$  placed in the  $k$ -th position of the tensor product.*

*Proof* From (9), (10) and (11) we get the following equation:

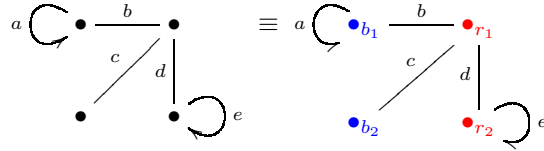
$$\begin{aligned} U_k \rho(G) U_k^\dagger &= U_k \frac{1}{\text{tr}(L(G))} L(G) U_k^\dagger \\ &= \frac{1}{\text{tr}(L(G))} U_k [D(G) + A(G)] U_k^\dagger \\ &= \frac{1}{\text{tr}(L(G))} P_{k,n} U_n P_{k,n} [D(G) + A(G)] (P_{k,n} U_n P_{k,n})^\dagger \\ &= \frac{1}{\text{tr}(L(G))} [D(G^{U_k}) + A(G^{U_k})]. \end{aligned}$$

$P_{k,n} U_n$  is a unitary matrix. Thus  $\text{tr}(L(G)) = \text{tr}(L(G^k))$ . Replacing it in the above equation we get,

$$U_k \rho(G) U_k^\dagger = \frac{1}{\text{tr}(L(G^k))} [D(G^{U_k}) + A(G^{U_k})] = \frac{1}{\text{tr}(L(G^k))} L(G^k) = \rho(G^{U_k}).$$

Hence proved.

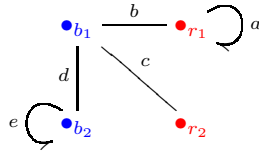
At the end of this section we would like to propose a simplified version of the graph theoretic interpretation of the operations  $X_n, Y_n$  and  $Z_n$ , discussed above. First, partition  $V(G) = B \sqcup R$  into halves with colored vertices, say blue and red vertices, where the blue colored vertices are in  $B = \{b_1, b_2, \dots, b_{2^{n-1}}\}$  and the red colored vertices are in  $R = \{r_1, r_2, \dots, r_{2^{n-1}}\}$ . Define two vertices of different colors say  $b_i$  and  $r_j$  as conjugate to each other if  $i = j$ . A loop  $(b_i, b_i)$  or  $(r_i, r_i)$  is an edge joining vertices of same color, that is,  $b_i$  and  $b_i$  or  $r_i$  and  $r_i$ . To illustrate all the transformations discussed above, we consider an example of a graph  $G$  of order 4, giving a 2-qubit state with edge weights  $a, b, c, d$  and  $e$ , as shown in the figure below.



Following changes in  $E(G)$  switch  $G$  into  $G^{X_n}$ :

1. Given an edge joining vertices of same color (suppose  $r_i$  and  $r_j$ ) in  $G$ ,  $E(G^{X_n})$  has a member joining corresponding conjugate vertices ( $b_i$  and  $b_j$ ) with same edge weight.
2. Given an edge joining vertices of different colors (say  $(b_i, r_j)$  in  $G$ ),  $E(G^{X_n})$  has a member joining corresponding conjugate vertices ( $b_j, r_i$ ) with same edge weight.

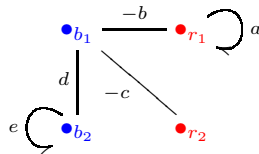
No change is required for edges  $(b_i, r_i)$ . For the particular example of the graph shown above,  $G^{X_n}$  is



Switching  $G$  to  $G^{Y_n}$  is equivalent to switching  $G$  to  $G^{X_n}$  with an additional operation:

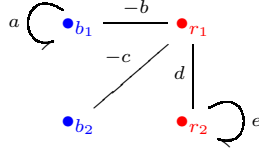
1. If there is an edge joining vertices of different colors in  $G$ , the new edge weight is equal to  $-1$  times the old edge weight.

Thus,  $G^{Y_n}$  is



Switching  $G$  to  $G^{Z_n}$  is simplest as it does not change the location of any edge except the edge weight joining vertices of different colors. The new weight

is  $-1$  times the old edge weight. Hence,  $G^{Z_n}$  for the graph  $G$ , introduced above, is



It is easy to check that  $\rho(G^{U_n}) = U_n \rho(G) U_n^\dagger$  for  $U = X, Y$  and  $Z$  in the above example.

#### 4 CNOT gate and Bell state generation

*CNOT* gates occupy a central position in various quantum information processing tasks. They along with the Hadamard gate can be used for generating the two qubit maximally entangled Bell states from separable states. Here we adapt the switching techniques developed above to the *CNOT* gate, thereby providing a graphical method of Bell states generation.

Consider super-modules on  $V(G)$  as a partition  $\{\mathcal{C}_i : i = 0, 1, \dots, 2^{n-2} - 1\}$ , where

$$\mathcal{C}_i = C_{2i} \cup C_{2i+1} = \{4i, 4i+1\} \cup \{4i+2, 4i+3\} = \{4i, 4i+1, 4i+2, 4i+3\}.$$

From a graph  $G$  with  $|V(G)| = 2^n$ ,  $n \geq 2$  we construct a graph  $G^{C_{NOT}}(V(G^{C_{NOT}}), E(G^{C_{NOT}}))$ , s.t.  $\rho(G^{C_{NOT}}) = C_{NOT_n} \rho(G) C_{NOT_n}$ , where,  $C_{NOT_n} = I \otimes I \otimes \dots \otimes C_{NOT}$ . Clearly  $V(G^{C_{NOT}}) = V(G)$ .

#### Procedure 2 Construct $E(G^{C_{NOT}})$ from $E(G)$ by graph switching

1. Changes inside a supermodule  $\mathcal{C}_i : i = 0, 1, \dots, (2^{n-2} - 1)$  shall be as follows.
  - (a) No changes in the loops and edges inside module  $C_{2i}$

$$\begin{aligned}
 (4i, 4i) \in E(G) &\Rightarrow (4i, 4i) \in E(G^{C_{NOT}}) \\
 &w(4i, 4i)|_{G^{C_{NOT}}} = w(4i, 4i)|_G, \\
 (4i+1, 4i+1) \in E(G) &\Rightarrow (4i+1, 4i+1) \in E(G^{C_{NOT}}) \\
 &w(4i+1, 4i+1)|_{G^{C_{NOT}}} = w(4i+1, 4i+1)|_G, \\
 (4i, 4i+1) \in E(G) &\Rightarrow (4i, 4i+1) \in E(G^{C_{NOT}}) \\
 &w(4i, 4i+1)|_{G^{C_{NOT}}} = w(4i, 4i+1)|_G.
 \end{aligned} \tag{12}$$

(b) Do the following changes for the edges inside module  $C_{2i+1}$ .

$$\begin{aligned}
(4i+2, 4i+2) \in E(G) &\Rightarrow (4i+3, 4i+3) \in E(G^{C_{NOT}}), (4i+2, 4i+2) \notin E(G^{C_{NOT}}) \\
&\quad w(4i+3, 4i+3)|_{G^{C_{NOT}}} = w(4i+2, 4i+2)|_G, \\
(4i+3, 4i+3) \in E(G) &\Rightarrow (4i+2, 4i+2) \in E(G^{C_{NOT}}), (4i+3, 4i+3) \notin E(G^{C_{NOT}}) \\
&\quad w(4i+2, 4i+2)|_{G^{C_{NOT}}} = w(4i+3, 4i+3)|_G, \\
(4i+2, 4i+3) \in E(G) &\Rightarrow (4i+2, 4i+3) \in E(G^{C_{NOT}}) \\
&\quad w(4i+2, 4i+3)|_{G^{C_{NOT}}} = w(4i+2, 4i+3)|_G.
\end{aligned} \tag{13}$$

(c) Change the edges joining modules  $C_{2i}$  and  $C_{2i+1}$  of supermodule  $C_i$ .

$$\begin{aligned}
(4i, 4i+2) \in E(G) &\Rightarrow (4i, 4i+3) \in E(G^{C_{NOT}}), (4i, 4i+2) \notin E(G^{C_{NOT}}) \\
&\quad w(4i, 4i+3)|_{G^{C_{NOT}}} = w(4i, 4i+2)|_G, \\
(4i, 4i+3) \in E(G) &\Rightarrow (4i, 4i+2) \in E(G^{C_{NOT}}), (4i, 4i+3) \notin E(G^{C_{NOT}}) \\
&\quad w(4i, 4i+2)|_{G^{C_{NOT}}} = w(4i, 4i+3)|_G, \\
(4i+1, 4i+2) \in E(G) &\Rightarrow (4i+1, 4i+3) \in E(G^{C_{NOT}}), (4i+1, 4i+2) \notin E(G^{C_{NOT}}) \\
&\quad w(4i+1, 4i+3)|_{G^{C_{NOT}}} = w(4i+1, 4i+2)|_G, \\
(4i+1, 4i+3) \in E(G) &\Rightarrow (4i+1, 4i+2) \in E(G^{C_{NOT}}), (4i+1, 4i+3) \notin E(G^{C_{NOT}}) \\
&\quad w(4i+1, 4i+2)|_{G^{C_{NOT}}} = w(4i+1, 4i+3)|_G.
\end{aligned} \tag{14}$$

2. Changes in the edges joining different supermodules  $C_i$  and  $C_j$  for  $i, j = 0, 1, \dots, (2^{n-2} - 1); i \neq j$  shall be as follows.

(a) No changes in the edges joining  $C_{2i} \subset C_i$  and  $C_{2j} \subset C_j$ .

$$\begin{aligned}
(4i, 4j) \in E(G) &\Rightarrow (4i, 4j) \in E(G^{C_{NOT}}) \\
&\quad w(4i, 4j)|_{G^{C_{NOT}}} = w(4i, 4j)|_G, \\
(4i+1, 4j+1) \in E(G) &\Rightarrow (4i+1, 4j+1) \in E(G^{C_{NOT}}) \\
&\quad w(4i+1, 4j+1)|_{G^{C_{NOT}}} = w(4i+1, 4j+1)|_G, \\
(4i, 4j+1) \in E(G) &\Rightarrow (4i, 4j+1) \in E(G^{C_{NOT}}) \\
&\quad w(4i, 4j+1)|_{G^{C_{NOT}}} = w(4i, 4j+1)|_G, \\
(4i+1, 4j) \in E(G) &\Rightarrow (4i+1, 4j) \in E(G^{C_{NOT}}) \\
&\quad w(4i+1, 4j)|_{G^{C_{NOT}}} = w(4i+1, 4j)|_G.
\end{aligned} \tag{15}$$



(b) Change the edges joining  $C_{2i} \subset \mathcal{C}_i$  and  $C_{2j+1} \subset \mathcal{C}_j$  according to:

$$\begin{aligned}
(4i, 4j+2) \in E(G) &\Rightarrow (4i, 4j+3) \in E(G^{C_{NOT}}), (4i, 4j+2) \notin E(G^{C_{NOT}}) \\
&w(4i, 4j+3)|_{G^{C_{NOT}}} = w(4i, 4j+2)|_G, \\
(4i, 4j+3) \in E(G) &\Rightarrow (4i, 4j+2) \in E(G^{C_{NOT}}), (4i, 4j+3) \notin E(G^{C_{NOT}}) \\
&w(4i, 4j+2)|_{G^{C_{NOT}}} = w(4i, 4j+3)|_G, \\
(4i+1, 4j+2) \in E(G) &\Rightarrow (4i+1, 4j+3) \in E(G^{C_{NOT}}), (4i+1, 4j+2) \notin E(G^{C_{NOT}}) \\
&w(4i+1, 4j+3)|_{G^{C_{NOT}}} = w(4i+1, 4j+2)|_G, \\
(4i+1, 4j+3) \in E(G) &\Rightarrow (4i+1, 4j+2) \in E(G^{C_{NOT}}), (4i+1, 4j+3) \notin E(G^{C_{NOT}}) \\
&w(4i+1, 4j+2)|_{G^{C_{NOT}}} = w(4i+1, 4j+3)|_G.
\end{aligned} \tag{16}$$

(c) For the edges joining  $C_{2i+1} \subset \mathcal{C}_i$  and  $C_{2j} \subset \mathcal{C}_j$ , the following changes need to be made:

$$\begin{aligned}
(4i+2, 4j) \in E(G) &\Rightarrow (4i+3, 4j) \in E(G^{C_{NOT}}), (4i+2, 4j) \notin E(G^{C_{NOT}}) \\
&w(4i+3, 4j)|_{G^{C_{NOT}}} = w(4i+2, 4j)|_G, \\
(4i+3, 4j) \in E(G) &\Rightarrow (4i+2, 4j) \in E(G^{C_{NOT}}), (4i+3, 4j) \notin E(G^{C_{NOT}}) \\
&w(4i+2, 4j)|_{G^{C_{NOT}}} = w(4i+3, 4j)|_G, \\
(4i+2, 4j+1) \in E(G) &\Rightarrow (4i+3, 4j+1) \in E(G^{C_{NOT}}), (4i+2, 4j+1) \notin E(G^{C_{NOT}}) \\
&w(4i+3, 4j+1)|_{G^{C_{NOT}}} = w(4i+2, 4j+1)|_G, \\
(4i+3, 4j+1) \in E(G) &\Rightarrow (4i+2, 4j+1) \in E(G^{C_{NOT}}), (4i+3, 4j+1) \notin E(G^{C_{NOT}}) \\
&w(4i+2, 4j+1)|_{G^{C_{NOT}}} = w(4i+3, 4j+1)|_G.
\end{aligned} \tag{17}$$

(d) Change the edges joining modules  $C_{2i+1} \in \mathcal{C}_i$  and  $C_{2j+1} \in \mathcal{C}_j$ .

$$\begin{aligned}
(4i+2, 4j+4) \in E(G) &\Rightarrow (4i+3, 4j+3) \in E(G^{C_{NOT}}), (4i+2, 4j+4) \notin E(G^{C_{NOT}}) \\
&w(4i+3, 4j+3)|_{G^{C_{NOT}}} = w(4i+2, 4j+4)|_G, \\
(4i+3, 4j+3) \in E(G) &\Rightarrow (4i+2, 4j+2) \in E(G^{C_{NOT}}), (4i+3, 4j+3) \notin E(G^{C_{NOT}}) \\
&w(4i+2, 4j+2)|_{G^{C_{NOT}}} = w(4i+3, 4j+3)|_G, \\
(4i+2, 4j+3) \in E(G) &\Rightarrow (4i+2, 4j+3) \in E(G^{C_{NOT}}) \\
&w(4i+2, 4j+3)|_{G^{C_{NOT}}} = w(4i+2, 4j+3)|_G, \\
(4i+3, 4j+2) \in E(G) &\Rightarrow (4i+3, 4j+2) \in E(G^{C_{NOT}}) \\
&w(4i+3, 4j+2)|_{G^{C_{NOT}}} = w(4i+3, 4j+2)|_G.
\end{aligned} \tag{18}$$

**Theorem 3**  $\rho(G^{C_{NOT}}) = C_{NOTn}\rho(G)C_{NOTn}$ .

*Proof* Proof follows from these block matrix multiplications.

$$C_{NOT_n} = I \otimes I \otimes \cdots \otimes C_{NOT} = \text{diag}\{I, X, I, X \dots I, X\}$$

$$C_{NOT_n} A(G) C_{NOT_n} = \begin{bmatrix} IC_0I & IC_{0,1}X & IC_{0,2}I & IC_{0,3}X & \dots \\ XC_{1,0}I & XC_1X & XC_{1,2}I & XC_{1,3}X & \dots \\ IC_{2,0}I & IC_{2,1}X & IC_2I & IC_{2,3}X & \dots \\ XC_{3,0}I & XC_{3,1}X & XC_{3,2}I & XC_3X & \dots \\ \vdots & \vdots & \vdots & \vdots & \vdots \end{bmatrix}$$

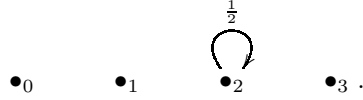
$$= \begin{bmatrix} C_{NOT}C_0C_{NOT} & C_{NOT}C_{0,1}C_{NOT} & \dots \\ C_{NOT}C_{1,0}C_{NOT} & C_{NOT}C_1C_{NOT} & \dots \\ \vdots & \vdots & \dots \end{bmatrix}$$

We now use graph switching techniques to depict the action of Hadamard and CNOT gates to generate Bell states from two qubit separable states. The structure of Bell states was shown earlier in [1].

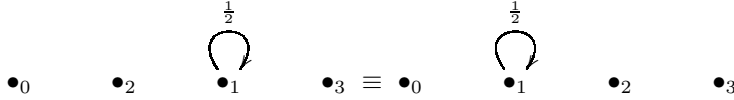
We begin with initial state  $|10\rangle$ . We operate a Hadamard gate on the first qubit followed by a CNOT gate to generate Bell state as follows,

$$|10\rangle \xrightarrow{H_1} \frac{1}{\sqrt{2}}(|00\rangle - |10\rangle) \xrightarrow{CNOT} \frac{1}{\sqrt{2}}(|00\rangle - |11\rangle).$$

Graph, corresponding to state  $|10\rangle$   $\langle 10|$ , with vertex decomposition  $\mathcal{C} = C_0 \cup C_1 = \{0, 1\} \cup \{2, 3\}$ , is



To apply Hadamard gate on first qubit, i.e.,  $H_1$ , we first swap vertices. The graph changes to



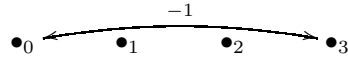
Apply  $H_2$  and get a new graph



To finish  $H_1$  we swap it again. Graph after completing Hadamard operation is



Now apply CNOT operation. Following the procedure applied above, the new graph represents the state  $\frac{1}{\sqrt{2}}(|00\rangle - |11\rangle)$  [1].



Similarly all other Bell states can be generated graph theoretically.

## 5 Conclusion

In this work we establish a proof of principle for representing quantum states and local unitaries graph theoretically. In particular, quantum states are described by the signless Laplacian matrix of their graph representation. We work out in detail the graph switching operations that correspond to some important local unitaries on  $n$  qubits.

While this has obvious significance in quantum information processing, we think that this may have impact on foundational issues as well. Essentially, by representing quantum superposition as a weighted edge, (to give a dramatic slant) our approach geometrizes non-realism, and herein lies its appeal. The full scope of this approach and its generalization to the hypergraph formalism [21] will be discussed in future works.

This work is, hopefully, a stepping stone towards a graph theoretical understanding of issues in quantum foundations and quantum information.

## References

1. B. Adhikari, S. Adhikari, S. Banerjee and A. Kumar, *Laplacian matrices of weighted digraphs and graph representation of quantum states*, submitted 2015.
2. Albert Einstein, Boris Podolsky and Nathan Rosen, *Can quantum-mechanical description of physical reality be considered complete?*, Physical review 47, no.10(1935): P 777.
3. John S. Bell, *On the Einstein-Podolsky-Rosen paradox*, Physics 1, no. 3(1964), P 195-200.
4. J. F. Clauser and A. Shimony, *Bell's theorem. Experimental tests and implications*, Reports on Progress in Physics 41, no.12 (1978), P 1881.
5. C. H. Bennett and G. Brassard, *Quantum cryptography: Public key distribution and coin tossing*, International Conference on Computers, systems and Signal Processing 1 (1984), P 175 - 179.
6. Charles H. Bennett *et. al*, *Teleporting an unknown quantum state via dual classical and Einstein-Podolsky-Rosen channels*, Physical review letters 70, no. 13(1993), P 1895.
7. W. K. Wootters, *Entanglement of formation of an arbitrary state of two qubits*, Physical Review Letters 80, no. 10(1998), P 2245.
8. P. Shore, *Algorithms for quantum computation: Discrete logarithms and factoring in Proc. 35th Annual Symp. on Foundation of Computer Science*, (1994) Santa Fe, IEEE Computer Society Press, P 124-134.
9. Lov K. Grover, *Quantum mechanics helps in searching for a needle in a haystack*, Physical review letters 79, no. 2(1997), P 325.
10. M. A. Nielsen and I. L. Chuang, *Quantum Computation and Quantum Information*, (Cambridge University Press, N. Delhi (2008)).
11. M. Brune, *et.al.*, *Observing the progressive decoherence of the meter in a quantum measurement*, Physical Review Letters 77, no.24(1996), P 4887.
12. Q. A. Turchette, *et al.*, *Decoherence and decay of motional quantum states of a trapped atom coupled to engineered reservoirs*, Physical Review A 62, no. 5(2000), P 053807.
13. A. Barenco, *et al.*, *Elementary gates for quantum computation*, Physical Review A 52, no. 5(1995), P 3457.
14. Braunstein, Samuel L., Sibasish Ghosh, and Simone Severini. "The Laplacian of a graph as a density matrix: a basic combinatorial approach to separability of mixed states." *Annals of Combinatorics* **10**, (2006): 291-317.
15. Wu, Chai Wah. "Conditions for separability in generalized Laplacian matrices and diagonally dominant matrices as density matrices." *Physics Letters A* **351**, (2006): 18-22.

16. Cvetkovic, D. "Signless Laplacians And Line Graphs." Bulletin T.CXXXI de l'Academie serbe des sciences et des arts 2005 Classe des Sciences mathematiques et naturelles Sciences mathematiques, No 30.
17. N. de Beaudrap, V. Giovannetti, S. Severini, and R. Wilson, *Interpreting the von Neumann entropy of graph Laplacians, and coentropic graphs*, arXiv:1304.7946. 2013.
18. J. J. Seidel, Graphs and two-graphs, In Proceedings of the Fifth Southeastern Conference on Combinatorics, Graph Theory and Computing (Florida Atlantic Univ., Boca Raton, Fla., 1974), page 125, Congressus Numerantium, No. X. Utilitas Math., Winnipeg, Man., 1974.
19. Butler, Steve, and Jason Grout. "A construction of cospectral graphs for the normalized Laplacian." The Electronic Journal of Combinatorics 18.1 (2011): P231.
20. Butler, Steve. "A note about cospectral graphs for the adjacency and normalized Laplacian matrices." Linear and Multilinear Algebra 58.3 (2010): 387-390.
21. Sudhir K. Singh, S. P. Pal, Somesh Kumar and R. Srikanth, "A combinatorial approach for studying LOCC transformations of multipartite states", Journal of Mathematical Physics 46, 122105 (2005).