

Thermoelectric Conductivities at Finite Magnetic Field and the Nernst Effect

Keun-Young Kim,^a Kyung Kiu Kim,^a Yunseok Seo,^b and Sang-Jin Sin^b

^a*School of Physics and Chemistry, Gwangju Institute of Science and Technology, Gwangju 500-712, Korea*

^b*Department of Physics, Hanyang University, Seoul 133-791, Korea*

E-mail: fortoe@gist.ac.kr, kimkyungkiu@gmail.com, yseo@hanyang.ac.kr,
sjsin@hanyang.ac.kr

ABSTRACT: We study the thermoelectric conductivities of a strongly correlated system in the presence of a magnetic field by the gauge/gravity duality. We consider a class of Einstein-Maxwell-Dilaton theories with axion fields imposing momentum relaxation. General analytic formulas for the direct current(DC) conductivities and the Nernst signal are derived in terms of the black hole horizon data. For an explicit model study, we analyse in detail the dyonic black hole modified by momentum relaxation. In this model, for small momentum relaxation, the Nernst signal shows a bell-shaped dependence on the magnetic field, which is a feature of the normal phase of cuprates. We compute all alternating current(AC) electric, thermoelectric, and thermal conductivities by numerical analysis and confirm that their zero frequency limits precisely reproduce our analytic DC formulas, which is a non-trivial consistency check of our methods. We discuss the momentum relaxation effects on the conductivities including cyclotron resonance poles.

KEYWORDS: Gauge/Gravity duality

Contents

1	Introduction	1
2	General analytic DC conductivities at finite magnetic field	3
2.1	Nernst effect	8
3	Example: dyonic black branes with momentum relaxation	10
3.1	Model with massless axions	10
3.2	Thermodynamics	11
3.3	DC conductivities: Hall angle and Nernst effect	13
4	Numerical AC conductivities	16
4.1	Equations of motion and on-shell action	16
4.2	Numerical method	18
4.3	AC conductivities and the cyclotron poles	22
5	Conclusions	26

1 Introduction

Strongly coupled electron systems show many interesting phases such as non-Fermi liquid, high T_c superconductor and pseudo gap phase. Some of the most important and basic experimental observables in investigating those systems are the conductivities: electric(σ), thermoelectric($\alpha, \bar{\alpha}$), and thermal($\bar{\kappa}$) conductivity. Therefore, it is essential to develop a theoretical method to compute conductivities to explain and guide experiments. However, due to strong coupling, the perturbative analysis of quantum field theory does not work and we don't have a reliable systematic tool to compute them.

Gauge/gravity duality is an approach for such strong coupling problems, and it has been developed as a method for conductivity [1, 2]. Some early works treated systems which have translation invariance. However, at finite charge density the direct current(DC) conductivities in such systems are infinite. To solve this problem, it is essential to introduce momentum relaxation. For this, several ideas have been proposed.

The most straightforward way is to impose inhomogeneous boundary conditions of the bulk fields to break translation invariance [3–8]. Massive gravity models studied in [9–13] give mass terms to gravitons, which break the spatial diffeomorphisms (not the radial and temporal ones), and consequently break momentum conservation of the boundary field theory with translational invariance unbroken [11]. Holographic Q-lattice models and those with massless linear dilaton/axion fields [14–23] take the advantage of a continuous global symmetry of the bulk theory. Some other models utilise a Bianchi VII₀ symmetry

to construct black holes dual to helical lattices [24–27]. All these models yield finite DC conductivities as desired.

However, all models with momentum relaxation, except [23], did not include the magnetic field. Since the transport properties at finite magnetic field such as the quantum Hall effect, the Nernst effect, and the Hall angle, are also important basic probes for strongly correlated electron system, it is timely and essential to develop the methods for them in the presence of momentum relaxation. Indeed, the holographic analysis on conductivities at finite magnetic field was one of the pioneering themes opening up the AdS/CMT (condensed matter theory) [28–30]. The purpose of our paper is to extend them by implementing momentum relaxation holographically¹. This paper is also a companion of [19, 32, 33], where all DC/AC electric(σ), thermoelectric($\alpha, \bar{\alpha}$), and thermal($\bar{\kappa}$) conductivities are analysed thoroughly in the absence of magnetic field.

We consider a general class of Einstein-Maxwell-dilaton theories with axion fields imposing momentum relaxation. First, we derive the analytic formulas for DC electric(σ), thermoelectric($\alpha, \bar{\alpha}$), and thermal($\bar{\kappa}$) conductivity in terms of black hole horizon data following the method developed in [34]. Based on these formulas we discuss the model independent features of the Nernst signal. Notice that the Nernst signal (2.55)

$$e_N = -(\sigma^{-1} \cdot \alpha)_y^x,$$

is zero in the holographic model without momentum relaxation, since the electric conductivity is infinite. Thus, momentum relaxation is essential for the Nernst effect. The Nernst signal has interesting properties which could support the existence of the quantum critical point (QCP). As we approach to the QCP or the superconducting domain, the strength of the Nernst signal becomes stronger and shows a non-linear dependence on the magnetic field, which is different from the expectation based on the Fermi liquid theory [35]². See [29, 31], for pioneering works on the Nernst effect by the holographic approach and the magnetohydrodynamics with a small impurity effect. We deal with similar topics by means of a general class of holographic models encoding momentum relaxation, where we *assume* that momentum relaxation is related to finite impurity density, which could be large. Note, however, that this relation is not proven yet.

After discussions on a class of models, we study in detail the dyonic black hole background [28–30], modified by the specific axion fields introduced in [16]. We numerically compute AC electric(σ), thermoelectric($\alpha, \bar{\alpha}$), and thermal($\bar{\kappa}$) conductivity and confirm their zero frequency limits agree to the DC formulas that we have derived analytically. It recovers the results in [28] if momentum relaxation vanishes. We discuss the momentum relaxation effect on the conductivities including the cyclotron resonance poles, which was first observed in [30].

This paper is organized as follows. In section 2, we consider a general class of Einstein-Maxwell-dilaton theories with axion fields and derive general formulas for the DC electric,

¹In [31], momentum relaxation is introduced perturbatively in the hydrodynamic limit.

²These anomalous behavior may be described by a liquid of quantized vortices and anti-vortices in non-superconducting phase. See [37] for a speculative point of view.

thermoelectric, and thermal conductivity at finite magnetic field as well as the Nernst signal. In section 3, as an explicit example, we analyse the dyonic black brane with the axion hair and discuss the Hall angle and the Nernst effect. In section 4, we continue our analysis on the model introduced in section 3. We compute the AC electric, thermoelectric, and thermal conductivity numerically. The momentum relaxation effect on AC conductivities and the cyclotron resonance poles are discussed. We compare the zero frequency limit of our numerical AC conductivities with the DC analytic formulas derived in section 3. In section 5 we conclude.

Note added: While this work was near completion, we noticed the appearance of [38–40] which have some overlap with ours. [38] deals with a massive gravity model at finite magnetic field. [39] considers the same class of models as ours. [40] obtains general expressions for conductivities at finite magnetic field using the memory matrix formalism.

2 General analytic DC conductivities at finite magnetic field

In this section, we will derive analytic formulas for the DC conductivities($\sigma, \alpha, \bar{\alpha}, \bar{\kappa}$) in the presence of a magnetic field, from a general class of Einstein-Maxwell-Dilaton theories with axion fields(χ_1, χ_2)

$$S = \int d^4x \sqrt{-g} \left[R - \frac{1}{2} [(\partial\phi)^2 + \Phi_1(\phi)(\partial\chi_1)^2 + \Phi_2(\phi)(\partial\chi_2)^2] - V(\phi) - \frac{Z(\phi)}{4} F^2 \right], \quad (2.1)$$

where $F = dA$ and all $\Phi_1(\phi)$, $\Phi_2(\phi)$, and $Z(\phi)$ should be non-negative for the positive energy condition. Without the magnetic field, analytic formulas for conductivities($\sigma, \alpha, \bar{\alpha}, \bar{\kappa}$) were computed in [34] while, with the magnetic field, the electric conductivity σ was presented in [23]. Here we compute all the other conductivities as well. We employ the method developed in [8, 34], but a finite magnetic field poses some technical subtlety. We will explain how to treat it. The action (2.1) yields equations of motion:

$$R_{MN} - \frac{1}{2} g_{MN} \mathcal{L} - \frac{1}{2} (\partial_M \phi)(\partial_N \phi) - \frac{1}{2} \sum_{i=1,2} \Phi_i(\phi) (\partial_M \chi_i)(\partial_N \chi_i) - \frac{Z(\phi)}{2} F_M^P F_{PN} = 0, \quad (2.2)$$

$$\nabla_M (Z(\phi) F^{MN}) = 0, \quad (2.3)$$

$$\nabla_M (\Phi_i(\phi) \nabla^M \chi_i) = 0, \quad (2.4)$$

$$\nabla^2 \phi - \frac{1}{2} \sum_{i=1,2} \frac{\partial \Phi_i}{\partial \phi} (\partial \chi_i)^2 - \frac{\partial V(\phi)}{\partial \phi} - \frac{1}{4} F^2 \frac{\partial Z(\phi)}{\partial \phi} = 0, \quad (2.5)$$

where, \mathcal{L} is the Lagrangian density of the action (2.1).

To study the system at finite chemical potential with a background magnetic field(B), we take the gauge potential as

$$A = A_M dx^M = a(r) dt + \frac{B}{2} (x dy - y dx). \quad (2.6)$$

We choose the axion fields

$$\chi_1 = k_1 x, \quad \chi_2 = k_2 y, \quad (2.7)$$

which break translational invariance and can give rise to momentum relaxation [14, 15]. A metric ansatz consistent with the choice (2.6) and (2.7) is

$$ds^2 = G_{MN} dx^M dx^N = -U(r) dt^2 + \frac{1}{U(r)} dr^2 + e^{v_1(r)} dx^2 + e^{v_2(r)} dy^2, \quad (2.8)$$

with $\phi = \phi(r)$. We consider the case in which the black hole solution exists and its horizon is located at $r = r_h$, i.e. $U(r_h) = 0$. We further assume the ansatz

$$\Phi_1(\phi) = \Phi_2(\phi) =: \Phi(\phi), \quad v_1(r) = v_2(r) =: v(r), \quad k_1 = k_2 =: \beta. \quad (2.9)$$

First, the Maxwell equation (2.3) yields a conserved charge ρ in the r -direction

$$\rho = \sqrt{-g} Z(\phi) F^{tr} = Z(\phi) e^{v(r)} a'(r), \quad (2.10)$$

which is identified with the number density in the boundary field theory. The axion equation (2.4) is trivially satisfied. The Einstein equation (2.2) and scalar equation (2.5) become

$$v''(r) = -\frac{1}{2}(v'(r)^2 + \phi'(r)^2), \quad (2.11)$$

$$U'(r) = -\frac{e^{-2v(r)}}{2Z(\phi)v'(r)} \left[\rho^2 + 2e^{2v(r)} V(\phi) Z(\phi) + B^2 Z(\phi)^2 + e^{v(r)} Z(\phi) (2\beta^2 \Phi(\phi) + e^{v(r)} U(r) (v'(r)^2 - \phi'(r)^2)) \right], \quad (2.12)$$

$$U''(r) = \frac{e^{-2v(r)} \rho^2}{Z(\phi)} + B^2 e^{-2v(r)} Z(\phi) + e^{-v(r)} \beta^2 \Phi(\phi) + \frac{U(r)}{2} (v'(r)^2 - \phi'(r)^2), \quad (2.13)$$

by which we can obtain the background solutions for given $Z(\phi)$ and $V(\phi)$. For example, if we choose

$$\phi(r) = \text{constant}, \quad \Phi(\phi) = 1, \quad Z(\phi) = 1, \quad V(\phi) = -6/L^2, \quad (2.14)$$

the background becomes the AdS-dynonic black hole geometry with the momentum relaxation. We will discuss it in section 3 in detail.

To compute the conductivities for the general background, we consider small perturbations around the background obtained by (2.11)-(2.13)

$$\delta A_i = t \delta f_i^{(1)}(r) + \delta a_i(r), \quad (2.15)$$

$$\delta G_{ti} = t \delta f_i^{(2)}(r) + \delta g_{ti}(r), \quad (2.16)$$

$$\delta G_{ri} = e^{v(r)} \delta g_{ri}(r), \quad (2.17)$$

$$\delta \chi_i = \delta \chi_i(r), \quad (2.18)$$

where $i = 1, 2$ and t denotes the time coordinate. $\delta f_i^{(1)}(r)$ and $\delta f_i^{(2)}(r)$ are chosen

$$\delta f_i^{(1)}(r) = -E_i + \zeta_i a(r), \quad (2.19)$$

$$\delta f_i^{(2)}(r) = -\zeta_i U(r), \quad (2.20)$$

where E_i is the electric field and $-\zeta_i$ is identified with the temperature gradient [34]. In spite of the explicit t dependence in (2.15) and (2.16) all equations of motion of fluctuations turn out to be time-independent, which is the reason to introduce the specific forms of (2.19) and (2.20). Furthermore, the electric current and heat current can be computed as the boundary ($r \rightarrow \infty$) values of $J^i(r)$ and $Q^i(r)$,

$$J^i(r) = Z(\phi) \sqrt{-g} F^{ir}(r) \quad (2.21)$$

$$= -Z(\phi) \left\{ U(r) (-\epsilon^{ij} B \delta g_{rj}(r) + \delta^{ij} \delta a'_j(r)) + a'(r) \delta^{ij} \delta g_{tj} \right\}, \quad (2.22)$$

$$Q^i(r) = U^2(r) \delta^{ij} \partial_r \left(\frac{\delta g_{tj}(r)}{U(r)} \right) - a(r) J^i(r), \quad (2.23)$$

which were identified in [34] at $B = 0$ and they are still valid at finite B .

Our task is to plug the solutions of the fluctuation equations into (2.21) and (2.23) and read off the coefficients of E_i and ζ_i . First, the Maxwell equation yields

$$\begin{aligned} 0 &= \partial_M (Z(\phi) \sqrt{-g} F^{iM}) \\ &= \partial_r (Z(\phi) \sqrt{-g} F^{ir}) + \partial_t (Z(\phi) \sqrt{-g} F^{it}) \\ &= \partial_r J^i - B \epsilon^{ij} e^{-v(r)} \zeta_j Z(\phi). \end{aligned} \quad (2.24)$$

Therefore, the current at the boundary is given by

$$\begin{aligned} J^i(\infty) &= J^i(r_h) + B \epsilon^{ij} \zeta_j \int_{r_h}^{\infty} dr' e^{-v(r')} Z(\phi(r')) \\ &\equiv J^i(r_h) + B \epsilon^{ij} \zeta_j \Sigma_1. \end{aligned} \quad (2.25)$$

Next, let us turn to the heat current, Q^i , (2.23). It is convenient to start with the derivative of Q^i .

$$\begin{aligned} \partial_r Q^i &= 2U(r) \delta^{ij} \partial_r \left(\frac{\delta g_{tj}(r)}{U(r)} \right) + U^2(r) \delta^{ij} \partial_r^2 \left(\frac{\delta g_{tj}(r)}{U(r)} \right) - a'(r) J^i - a(r) J^{i'} \\ &= B \epsilon^{ij} E_j e^{-v(r)} - 2B \epsilon^{ij} \zeta_j a(r) e^{-v(r)} Z(\phi). \end{aligned} \quad (2.26)$$

After using the Einstein equations for fluctuations with the ansatz (2.17)-(2.18),

$$\begin{aligned}
2U(r)\delta g_{tx}''(r) &= \left\{ 2B^2Z(\phi)e^{-2v(r)} + 2\beta^2\Phi(\phi)e^{-v(r)} + U(r)(v'^2(r) - \phi'^2(r)) \right\} \delta g_{tx}(r) \\
&\quad - 2\rho e^{-v(r)}U(r) \left\{ \delta a'_x(r) + B\delta g_{ry}(r) \right\} + 2BZ(\phi)e^{-v(r)} \left\{ \zeta_y a(r) - E_y \right\} , \\
2U(r)\delta g_{ty}''(r) &= \left\{ 2B^2Z(\phi)e^{-2v(r)} + 2\beta^2\Phi(\phi)e^{-v(r)} + U(r)(v'^2(r) - \phi'^2(r)) \right\} \delta g_{ty}(r) \\
&\quad - 2\rho e^{-v(r)}U(r) \left\{ \delta a'_y(r) - B\delta g_{rx}(r) \right\} - 2BZ(\phi)e^{-v(r)} \left\{ \zeta_x a(r) - E_x \right\} , \\
\delta g_{rx} &= \frac{1}{U(r)(B^2Z(\phi) + \beta^2e^{v(r)}\Phi(\phi))} \left[B\rho e^{-v(r)}\delta g_{ty} + BZ(\phi)U(r)\delta a'_y(r) \right. \\
&\quad \left. + k\Phi(\phi)U(r)e^{v(r)}\delta\chi'_x(r) - \rho E_x + \left(\rho a(r) - e^{v(r)}U'(r) + e^{v(r)}U(r)v'(r) \right) \zeta_x \right] , \\
\delta g_{ry} &= \frac{1}{U(r)(B^2Z(\phi) + \beta^2e^{v(r)}\Phi(\phi))} \left[-B\rho e^{-v(r)}\delta g_{tx} - BZ(\phi)U(r)\delta a'_x(r) \right. \\
&\quad \left. + k\Phi(\phi)U(r)e^{v(r)}\delta\chi'_y(r) - \rho E_y + \left(\rho a(r) - e^{v(r)}U'(r) + e^{v(r)}U(r)v'(r) \right) \zeta_y \right] ,
\end{aligned} \tag{2.27}$$

we end up with a relatively simple expression for the heat current;

$$\begin{aligned}
Q^i(\infty) &= Q^i(r_h) + B\epsilon^{ij}E_j \int_{r_0}^{\infty} dr' e^{-v(r')} Z(\phi(r')) - 2B\epsilon^{ij}\zeta_j \int_{r_0}^{\infty} dr' a(r') e^{-v(r')} Z(\phi(r')) \\
&\equiv Q^i(r_h) + B\epsilon^{ij}E_j \Sigma_1 + B\epsilon^{ij}\zeta_j \Sigma_2 .
\end{aligned} \tag{2.28}$$

In summary, we have two boundary currents:

$$J^i(\infty) = J^i(r_h) + B\epsilon^{ij}\zeta_j \Sigma_1 , \tag{2.29}$$

$$Q^i(\infty) = Q^i(r_h) + B\epsilon^{ij}E_j \Sigma_1 + B\epsilon^{ij}\zeta_j \Sigma_2 , \tag{2.30}$$

where $Q^i(r_h)$ and $J^i(r_h)$ are functions at horizon, which can be further simplified by the regularity condition at the black hole horizon [8, 34]

$$\begin{aligned}
\delta a_i(r) &\sim -\frac{E_i}{4\pi T} \ln(r - r_h) + \dots , \\
\delta g_{ti}(r) &\sim \delta g_{ti}^{(h)} + \mathcal{O}((r - r_h)) + \dots , \\
\delta g_{ri}(r) &\sim e^{-v(r_h)} \frac{\delta g_{ti}^{(h)}}{U(r_h)} + \dots , \\
\delta\chi_i(r) &\sim \chi_i^{(h)} + \mathcal{O}((r - r_h)) + \dots .
\end{aligned} \tag{2.31}$$

Thus, the boundary currents yield

$$J^i(\infty) = -(\rho\delta^{ij}e^{-v_h} + B\epsilon^{ij}e^{-v_h}Z_h)\delta g_{tj}^{(h)} + \delta^{ij}E_j Z_h + B\epsilon^{ij}\zeta_j \Sigma_1 , \tag{2.32}$$

$$Q^i(\infty) = -4\pi T\delta^{ij}\delta g_{tj}^{(h)} + B\epsilon^{ij}E_j \Sigma_1 + B\epsilon^{ij}\zeta_j \Sigma_2 , \tag{2.33}$$

where $v_h = v(r_h)$ and $Z_h = Z(\phi(r_h))$. $\delta g_{ti}^{(h)}$ also can be replaced by the horizon data using

the equations of motion (2.27). The near horizon expansion of the last two equations in (2.27) gives

$$\delta g_{tx}^{(h)} = \frac{e^{v_h}}{B^2 Z_h + \beta^2 e^{v_h} \Phi_h} \left[B \rho e^{-v_h} \delta g_{ty}^{(h)} - B Z_h E_y - \rho E_x - 4\pi e^{v_h} T \zeta_x \right], \quad (2.34)$$

$$\delta g_{ty}^{(h)} = \frac{e^{v_h}}{B^2 Z_h + \beta^2 e^{v_h} \Phi_h} \left[-B \rho e^{-v_h} \delta g_{tx}^{(h)} - B Z_h E_x - \rho E_y - 4\pi e^{v_h} T \zeta_y \right], \quad (2.35)$$

which, in turn, give us two algebraic equations for $\delta g_{ti}^{(h)}$ of which solutions are

$$\begin{aligned} \delta g_{ti}^{(h)} = & \frac{e^{v_h}}{B^2(\rho^2 + B^2 Z_h^2 + 2\beta^2 e^{v_h} Z_h \Phi_h) + \beta^4 e^{2v_h} \Phi_h^2} \\ & \times \left[-\beta^2 \rho e^{v_h} \Phi_h E_i - B(\rho^2 + B^2 Z_h^2 + \beta^2 e^{v_h} Z_h \Phi_h) \epsilon_{ij} E_j \right. \\ & \left. + 4\pi T e^{v_h} (B^2 Z_h + \beta^2 e^{v_h} \Phi_h) \zeta_i - 4\pi T e^{v_h} B \rho \epsilon_{ij} \zeta_j \right]. \end{aligned} \quad (2.36)$$

where $\Phi_h \equiv \Phi(\phi(r_h))$. Finally, the conductivities are obtained by differentiating the boundary currents ($J^i(\infty)$, $Q^i(\infty)$) with respect to the external electric field (E_i) or the thermal gradient (ζ_i):

$$\hat{\sigma}^{ij} = \frac{\partial J^i(\infty)}{\partial E_j} = -(\rho \delta^{ik} e^{-v_h} + B \epsilon^{ik} e^{-v_h} Z_h) \frac{\partial \delta g_{tk}^{(h)}}{\partial E_j} + Z_h \delta^{ij}, \quad (2.37)$$

$$\hat{\alpha}^{ij} = \frac{1}{T} \frac{\partial J^i(\infty)}{\partial \zeta_j} = -(\rho \delta^{ik} e^{-v_h} + B \epsilon^{ik} e^{-v_h} Z_h) \frac{1}{T} \frac{\partial \delta g_{tk}^{(h)}}{\partial \zeta_j} + \epsilon^{ij} \frac{B}{T} \Sigma_1, \quad (2.38)$$

$$\hat{\alpha}^{ij} = \frac{1}{T} \frac{\partial Q^i(\infty)}{\partial E_j} = -4\pi \delta^{ik} \frac{\delta g_{tk}^{(h)}}{\partial E_j} + \epsilon^{ij} \frac{B}{T} \Sigma_1, \quad (2.39)$$

$$\hat{\kappa}^{ij} = \frac{1}{T} \frac{\partial Q^i(\infty)}{\partial \zeta_j} = -4\pi \delta^{ik} \frac{\delta g_{tk}^{(h)}}{\partial \zeta_j} + \epsilon^{ij} \frac{B}{T} \Sigma_2, \quad (2.40)$$

where we put hats on the conductivities to distinguish them from the ones where magnetization current are taken out [29]. More explicitly, with (2.36), the general DC conductivity formulas are given as follows.

(i) The electric conductivity and Hall conductivity:

$$\hat{\sigma}^{xx} = \hat{\sigma}^{yy} = \frac{e^{v_h} \beta^2 \Phi_h (\rho^2 + B^2 Z_h^2 + e^{v_h} \beta^2 Z_h \Phi_h)}{B^2 \rho^2 + (B^2 Z_h + e^{v_h} \beta^2 \Phi_h)^2}, \quad (2.41)$$

$$\hat{\sigma}^{xy} = -\hat{\sigma}^{yx} = \frac{B \rho (\rho^2 + B^2 Z_h^2 + 2e^{v_h} \beta^2 Z_h \Phi_h)}{B^2 \rho^2 + (B^2 Z_h + e^{v_h} \beta^2 \Phi_h)^2}. \quad (2.42)$$

(ii) The thermoelectric conductivity:

$$\hat{\alpha}^{xx} = \hat{\alpha}^{yy} = \frac{4\pi e^{2v_h} \beta^2 \rho \Phi_h}{B^2 \rho^2 + (B^2 Z_h + e^{v_h} \beta^2 \Phi_h)^2}, \quad (2.43)$$

$$\hat{\alpha}^{xy} = -\hat{\alpha}^{yx} = \frac{4\pi e^{v_h} B (\rho^2 + B^2 Z_h^2 + e^{v_h} \beta^2 Z_h \Phi_h)}{B^2 \rho^2 + (B^2 Z_h + e^{v_h} \beta^2 \Phi_h)^2} + \frac{B}{T} \Sigma_1, \quad (2.44)$$

$$\hat{\alpha}^{ij} = \hat{\alpha}^{ij}, \quad (2.45)$$

(iii) The thermal conductivity:

$$\hat{\kappa}^{xx} = \hat{\kappa}^{yy} = \frac{16\pi^2 T e^{2v_h} (B^2 Z_h + e^{v_h} \beta^2 \Phi_h)}{B^2 \rho^2 + (B^2 Z_h + e^{v_h} \beta^2 \Phi_h)^2}, \quad (2.46)$$

$$\hat{\kappa}^{xy} = -\hat{\kappa}^{yx} = \frac{16\pi^2 T e^{2v_h} B \rho}{B^2 \rho^2 + (B^2 Z_h + e^{v_h} \beta^2 \Phi_h)^2} + \frac{B}{T} \Sigma_2, \quad (2.47)$$

where

$$\Sigma_1 = \int_{r_h}^{\infty} dr' e^{-v(r')} Z(\phi(r')), \quad (2.48)$$

and

$$\Sigma_2 = -2 \int_{r_h}^{\infty} dr' a(r') e^{-v(r')} Z(\phi(r')). \quad (2.49)$$

The $\frac{B}{T} \Sigma_i$ terms in (2.44) and (2.47) come from the contributions of the magnetization current and the energy magnetization current, which should be subtracted [29]. In particular, in the case of the dyonic black hole in section 3.2³, $\Sigma_1 = \frac{\mathcal{M}}{B}$ and $\Sigma_2 = \frac{2(\mathcal{M}^E - \mu \mathcal{M})}{B}$, where \mathcal{M} is the magnetization and \mathcal{M}^E is the energy magnetization. The relation between Σ_i and the magnetizations are confirmed by (3.20). Therefore, the DC conductivities ($\sigma^{ij}, \alpha^{ij}, \bar{\kappa}^{ij}$) read

$$\sigma^{ij} = \hat{\sigma}^{ij}, \quad (2.50)$$

$$\alpha^{ij} = \hat{\alpha}^{ij} - \frac{B}{T} \Sigma_1 \epsilon^{ij}, \quad (2.51)$$

$$\bar{\kappa}^{ij} = \hat{\kappa}^{ij} - \frac{B}{T} \Sigma_2 \epsilon^{ij}, \quad (2.52)$$

which are expressed in terms of the black hole horizon data.

2.1 Nernst effect

The thermoelectric conductivities play an important role in understanding high T_c superconductors. In the presence of a magnetic field, a transverse electric field can be generated by a transverse or longitudinal thermal gradient. The former is called the ‘Seebeck’ effect and the latter is called the ‘Nernst’ effect.

The electric current, \vec{J} , can be written in terms of the external electric field and the

³The magnetization and energy magnetization current in a general setup were computed in [39]

thermal gradient as follows;

$$\vec{J} = \sigma \vec{E} - \alpha \nabla T, \quad (2.53)$$

where σ and α are 2×2 matrices. In the absence of the electric current,

$$E_i = (\sigma^{-1} \alpha)_i^j (\nabla T)_j. \quad (2.54)$$

Based on the definition of the Nernst effect, the Nernst signal (e_N) is defined as

$$e_N = -(\sigma^{-1} \cdot \alpha)_y^x. \quad (2.55)$$

The Nernst signal in cuprates shows different features from conventional metals, so it is one of the important observables in understanding high T_c superconductors. For example, in conventional metals the Nernst signal is linear in B , while in the normal state of a cuprate it is bell-shaped as a function of B . See, for example, Figure 12 in [35]. At a fixed B , the Nernst signal increases as temperature decreases in the normal state of a cuprate and, in turn, near the superconducting phase transition the Nernst signal becomes much stronger than conventional metals as shown in Figure 20 in [35].

Now we have the general formulas for the DC transport coefficients, (2.50) and (2.51), we can compute a general Nernst signal (2.55)

$$e_N = \frac{4\pi e^{2v_h} \beta^2 Z_h^2 \Phi_h B}{\rho^4 + 2e^{v_h} \beta^2 \rho^2 Z_h \Phi_h + Z_h^2 (B^2 \rho^2 + e^{2v_h} \beta^4 \Phi_h^2)}, \quad (2.56)$$

which is expressed in terms of the black hole horizon data. By playing with the parameters, Z_h, v_h , and Φ_h , we can simulate e_N by the formula (2.56). It may guide us in constructing more realistic models showing aforementioned cuprate-like properties and furthermore in understanding the physics of strongly correlated systems.

There are two comments on general features of the Nernst signal (2.56). First, it is proportional to β^2 for small value of β and it goes as $1/\beta^2$ for large value of β . It has the maximum at $\beta = \beta_{\max}$

$$\beta_{\max}^2 = \frac{e^{-v_h} \rho \sqrt{\rho^2 + B^2 Z_h^2}}{Z_h \Phi_h}. \quad (2.57)$$

Second, in the limit, $\rho \rightarrow 0$, the Nernst signal becomes

$$e_N \Big|_{\rho=0} = \frac{4\pi B}{\beta^2 \Phi_h}. \quad (2.58)$$

In this regime, relevant to the quantum critical point, the Nernst signal is proportional to the inverse of Φ_h at fixed B and β . Because the Nernst signal increases as temperature decreases in the normal phase of cuprates [35], to have a cuprate-like property, Φ_h should decrease as temperature decreases. This will be a restriction on Φ_h in model building.

3 Example: dyonic black branes with momentum relaxation

3.1 Model with massless axions

As an explicit model, we consider the Einstein-Maxwell system with massless axions. The action is given by (2.1) with the following choices

$$\phi = 0, \quad \Phi_1 = \Phi_2 = 1, \quad V(\phi) = -6/L^2, \quad Z(\phi) = 1, \quad (3.1)$$

where L is the AdS radius which will be set to be 1 from now on. Adding the Gibbons-Hawking term, we start with

$$S_0 = \frac{1}{16\pi G} \int_M d^4x \sqrt{-g} \left[R + 6 - \frac{1}{4} F^2 - \frac{1}{2} \sum_{I=1}^2 (\partial \chi_I)^2 \right] - \frac{1}{8\pi G} \int_{\partial M} d^3x \sqrt{-\gamma} K, \quad (3.2)$$

where γ is the determinant of the induced metric on the boundary. K is the trace of the extrinsic curvature tensor K_{MN} ⁴ defined by $-\gamma_M^P \gamma_N^Q \nabla_{(P} n_{Q)}$, where n is the outward-pointing normal vector⁵ to the boundary(∂M) which is at $r = \Lambda$. From here, for simplicity, we also take $16\pi G = 1$. For the holographic renormalization, we have to add a counter action

$$S_c = \int_{\partial M} d^3x \sqrt{-\gamma} \left(-4 - R[\gamma] + \frac{1}{2} \sum_{I=1}^2 \gamma^{\mu\nu} \partial_\mu \chi_I \partial_\nu \chi_I \right), \quad (3.3)$$

and the finite renormalized on-shell action is

$$S_{ren} = \lim_{\Lambda \rightarrow \infty} (S_0 + S_c)_{\text{on-shell}}. \quad (3.4)$$

Since the boundary terms do not change the equations of motion, the equations (2.2)-(2.5) are valid and yield, with (3.1),

$$R_{MN} = \frac{1}{2} g_{MN} \left(R + 6 - \frac{1}{4} F^2 - \frac{1}{2} \sum_{I=1}^2 (\partial \chi_I)^2 \right) + \frac{1}{2} \sum_I \partial_M \chi_I \partial_N \chi_I + \frac{1}{2} F_M^P F_{NP}, \quad (3.5)$$

$$\nabla_M F^{MN} = 0, \quad \nabla^2 \chi_I = 0. \quad (3.6)$$

We want to find a solution of the equations of motion, describing a system at finite chemical potential(μ) and temperature(T) in an external magnetic field(B) with momentum relaxation. It turns out the dyonic black brane solution modified by the axion hair

⁴Where $M, N = 0, 1, 2, r$ are the indices for bulk and $\mu, \nu = 0, 1, 2$ are the indices for the boundary coordinates.

⁵In our case, $n^M = (0, 0, 0, 1/\sqrt{U(r)})$. See (3.7).

(2.7) does the job. i.e.

$$\begin{aligned}
ds^2 &= -U(r)dt^2 + \frac{1}{U(r)}dr^2 + r^2(dx^2 + dy^2), \\
U(r) &= r^2 - \frac{\beta^2}{2} - \frac{m_0}{r} + \frac{\mu^2 + q_m^2 r_h^2}{4r^2}, \\
a(r) &= \mu \left(1 - \frac{r_h}{r}\right), \quad B = q_m r_h, \\
\chi_1 &= \beta x, \quad \chi_2 = \beta y,
\end{aligned} \tag{3.7}$$

where r_h is the location of the horizon and

$$m_0 = r_h^3 \left(1 + \frac{\mu^2 + q_m^2}{4r_h^2} - \frac{\beta^2}{2r_h^2}\right). \tag{3.8}$$

3.2 Thermodynamics

To obtain a thermodynamic potential for this black brane solution, we compute the on-shell Euclidean action(S^E) by analytically continuing to the Euclidean time(τ) of which period is the inverse temperature

$$t = -i\tau, \quad S^E = -iS_{ren}, \tag{3.9}$$

where S^E is the Euclidean action. By a regularity condition at the black brane horizon the temperature of the system is given by the Hawking temperature,

$$T = \frac{U'(r_h)}{4\pi} = \frac{1}{4\pi} \left(3r_h - \frac{\mu^2 + q_m^2 + 2\beta^2}{4r_h}\right), \tag{3.10}$$

and the entropy density is given by the area of the horizon,

$$s = 4\pi r_h^2. \tag{3.11}$$

Plugging the solution (3.7) into the Euclidean renormalised action (3.4), we have the thermodynamic potential(Ω) and its density(\mathcal{W}):

$$S^E = \frac{\mathcal{V}_2}{T}(-m_0 - \beta^2 r_h + q_m^2 r_h) \equiv \frac{\mathcal{V}_2}{T} \mathcal{W} \equiv \frac{\Omega}{T}, \tag{3.12}$$

where $\mathcal{V}_2 = \int dx dy$. The potential density \mathcal{W} can be expressed in terms of the thermodynamic variables as

$$\begin{aligned}
\mathcal{W} &= \frac{\Omega}{\mathcal{V}_2} = -r_h^3 - \frac{r_h}{4}(\mu^2 + 2\beta^2 - 3q_m^2) \\
&= \varepsilon - sT - \mu\rho,
\end{aligned} \tag{3.13}$$

where ε and ρ are the energy density and the charge density respectively. The second line

is obtained by using the relation

$$\varepsilon = 2m_0, \quad \rho = \mu r_h. \quad (3.14)$$

which is derived as follows. We want to compute one-point functions of the boundary energy-momentum tensor($T_{\mu\nu}$), current(J_μ) and scalar operators(\mathcal{O}_I) dual to χ_I . Our metric is of the following form

$$ds^2 = \mathcal{N}^2 dr^2 + \gamma_{\mu\nu}(dx^\mu + V^\mu dr)(dx^\nu + V^\nu dr), \quad (3.15)$$

where \mathcal{N} and V_μ are the lapse function and the shift vector. The extrinsic curvature tensor has non-vanishing components, $K_{\mu\nu} = -\frac{1}{2\mathcal{N}}(\partial_r \gamma_{\mu\nu} - D_\mu V_\nu - D_\nu V_\mu)$, where D_μ is a covariant derivative of the boundary metric $\gamma_{\mu\nu}$. In terms of aforementioned variables, we define ‘conjugate momenta’ of the fields as

$$\begin{aligned} \Pi_{\mu\nu} &\equiv \frac{\delta S_{ren}}{\delta \gamma^{\mu\nu}} = \sqrt{-\gamma} \left(K_{\mu\nu} - K \gamma_{\mu\nu} - 2\gamma_{\mu\nu} + G_{\mu\nu}[\gamma] - \frac{1}{2} \partial_\mu \chi_I \partial_\nu \chi_I + \frac{1}{4} \gamma_{\mu\nu} \nabla \chi_I \cdot \nabla \chi_I \right), \\ \Pi^\mu &\equiv \frac{\delta S_{ren}}{\delta A_\mu} = -\mathcal{N} \sqrt{-\gamma} F^{r\mu}, \quad \Pi_I \equiv \frac{\delta S_{ren}}{\delta \chi_I} = \sqrt{-\gamma} (-\mathcal{N} \nabla^r \chi_I - \square_\gamma \chi_I). \end{aligned} \quad (3.16)$$

Thus, the one point functions are

$$\begin{aligned} \langle T_{\mu\nu} \rangle &= \lim_{r \rightarrow \infty} \frac{2r}{\sqrt{-\gamma}} \Pi_{\mu\nu} = \begin{pmatrix} 2m_0 & 0 & 0 \\ 0 & m_0 & 0 \\ 0 & 0 & m_0 \end{pmatrix}, \\ \langle J^\mu \rangle &= \lim_{r \rightarrow \infty} \frac{r^3}{\sqrt{-\gamma}} \Pi^\mu = (\mu r_h, 0, 0), \quad \langle \mathcal{O}_I \rangle = \lim_{r \rightarrow \infty} \frac{r^3}{\sqrt{-\gamma}} \Pi^I = 0, \end{aligned} \quad (3.17)$$

which yield (3.14).

Since the pressure $\mathcal{P} = -\mathcal{W}$, (3.13) becomes a Smarr-like relation

$$\varepsilon + \mathcal{P} = sT + \mu\rho. \quad (3.18)$$

Notice that the pressure is not equal to $\langle T_{xx} \rangle$ since

$$\mathcal{P} = \langle T_{xx} \rangle + r_h \beta^2 - r_h q_m^2. \quad (3.19)$$

The magnetization(\mathcal{M}) and the energy magnetization(\mathcal{M}^E) are

$$\mathcal{M} = -\left(\frac{\delta \Omega}{\delta B} \right) = -q_m, \quad \mathcal{M}^E = -\left(\frac{\delta \Omega}{\delta B^E} \right) = -\frac{1}{2} \mu q_m, \quad (3.20)$$

where δB and δB^E are defined by a linearized solution⁶

$$\begin{aligned}\delta g_{ty} &= xU(r)\delta B_E, \quad \delta A_y = x\left(\delta B + \mu\delta B_E \frac{r_h}{r}\right), \\ \delta A_t &= -\frac{B}{2r_h^2}\left(1 - \frac{r_h^2}{r^2}\right)\delta B_E - \frac{B}{\mu r_h^2}\left(1 - \frac{r_h}{r}\right)\delta B.\end{aligned}$$

We find the first law of thermodynamics

$$\delta\mathcal{E} = T\delta s + \mu\delta\rho - r_h\delta(\beta^2) - \mathcal{M}\delta B, \quad (3.21)$$

by combining the variation of the first line of (3.13) with respect to T, μ, β^2 and B :

$$\delta\mathcal{W} = -\mathcal{M}\delta B - s\delta T - r_h\delta(\beta^2) - \rho\delta\mu, \quad (3.22)$$

and the variation of (3.18).

3.3 DC conductivities: Hall angle and Nernst effect

In this section we study the DC conductivities of the dyonic black brane with momentum relaxation. Because we have derived the general formulas in section 2, we only need to plug model-dependent information (3.1) and (3.7) into (2.50)-(2.52).

The electric conductivities yield

$$\sigma^{xx} = \sigma^{yy} = \beta^2 r_h^2 \frac{B^2 + r_h^2(\mu^2 + \beta^2)}{r_h^2 \mu^2 B^2 + (B^2 + r_h^2 \beta^2)^2}, \quad (3.23)$$

$$\sigma^{xy} = -\sigma^{yx} = B r_h \mu \frac{B^2 + r_h^2(\mu^2 + 2\beta^2)}{r_h^2 \mu^2 B^2 + (B^2 + r_h^2 \beta^2)^2}. \quad (3.24)$$

In the clean limit, $\beta \rightarrow 0$, these boil down to

$$\sigma^{xx} = \sigma^{yy} = 0, \quad \sigma^{xy} = -\sigma^{yx} = \frac{r_h \mu}{B} = \frac{\rho}{B},$$

where temperature dependence drops out and we recover the results expected on general grounds from Lorentz invariance, agreeing with [28]. In the limit $B \rightarrow 0$, the expressions become

$$\sigma^{xx} = \sigma^{yy} = 1 + \frac{\mu^2}{\beta^2}, \quad \sigma^{xy} = \sigma^{yx} = 0,$$

⁶For details we refer to Appendix C of [29].

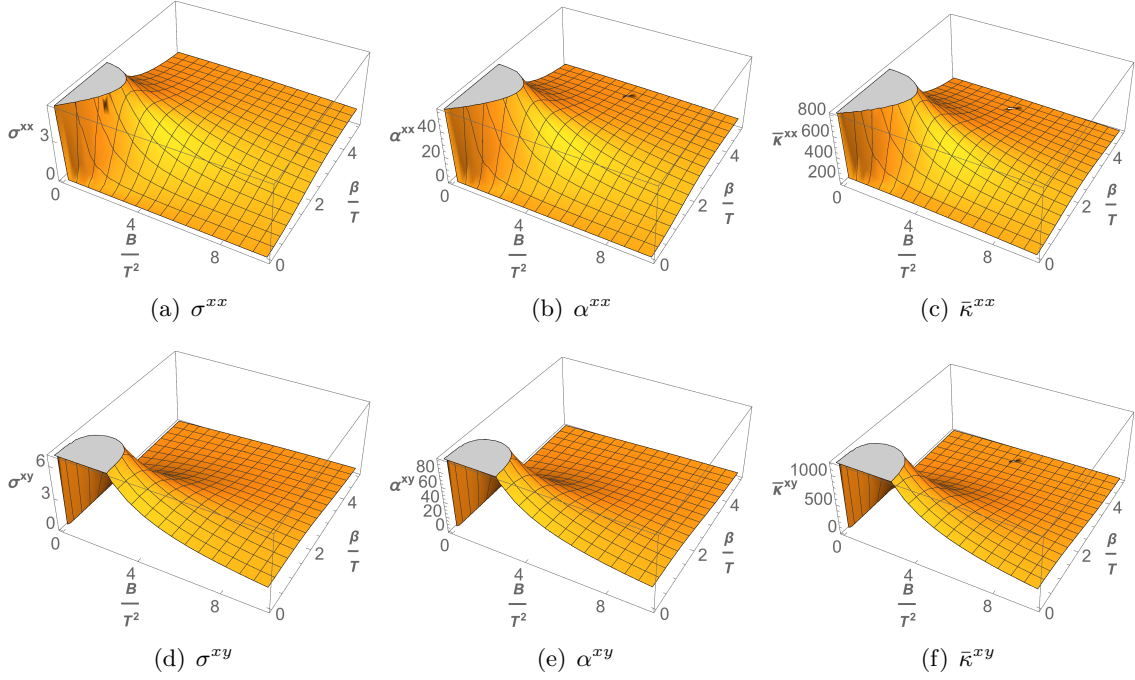


Figure 1. β/T and B/T dependence of DC conductivities at fixed $\mu/T = 4$

which reproduces the result in [16, 19]. The thermoelectric and thermal conductivities read

$$\alpha^{xx} = \alpha^{yy} = \frac{4\pi r_h^5 \beta^2 \mu}{r_h^2 \mu^2 B^2 + (B^2 + r_h^2 \beta^2)^2}, \quad (3.25)$$

$$\alpha^{xy} = -\alpha^{yx} = 4\pi r_h^3 B \frac{B^2 + r_h^2 (\mu^2 + \beta^2)}{r_h^2 \mu^2 B^2 + (B^2 + r_h^2 \beta^2)^2}, \quad (3.26)$$

$$\bar{\kappa}^{xx} = \bar{\kappa}^{yy} = 16\pi r_h^4 T \frac{B^2 + r_h^2 \beta^2}{r_h^2 \mu^2 B^2 + (B^2 + r_h^2 \beta^2)^2}, \quad (3.27)$$

$$\bar{\kappa}^{xy} = -\bar{\kappa}^{yx} = \frac{16\pi^2 r_h^5 \mu T B}{r_h^2 \mu^2 B^2 + (B^2 + r_h^2 \beta^2)^2}. \quad (3.28)$$

To see the effect of β and B on the conductivities, the formulas (3.23)-(3.28) are not so convenient since r_h is a complicated function of T, B, μ , and β , as expressed in (3.10). Therefore, we make plots of conductivities in Figure 1, where we scaled the variables by T and fixed $\mu/T = 4$. The σ^{xx}, α^{xx} , and $\bar{\kappa}^{xx}$ are qualitatively similar; the B dependence at fixed β is monotonic, while the β dependence at fixed B is not. The σ^{xy}, α^{xy} , and $\bar{\kappa}^{xy}$ are similar; the β dependence at fixed B is monotonic, while the B dependence at fixed β is not. See Figure 4 for the cross sections at $B/T^2 = 1$. As the chemical potential increases, the electric and thermoelectric conductivity generally increases while its overall 2-dimensional shape does not change qualitatively. However, the thermal conductivities behave differently; $\bar{\kappa}^{xx}$ broadens while $\bar{\kappa}^{xy}$ is sharpened.

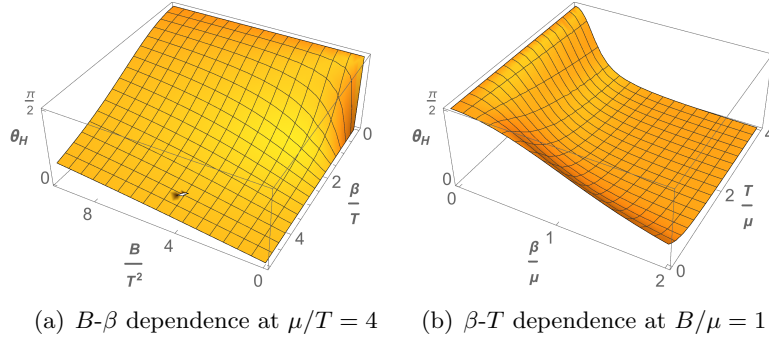


Figure 2. Hall angle $\theta_H = \arctan(\sigma^{xy}/\sigma^{xx})$

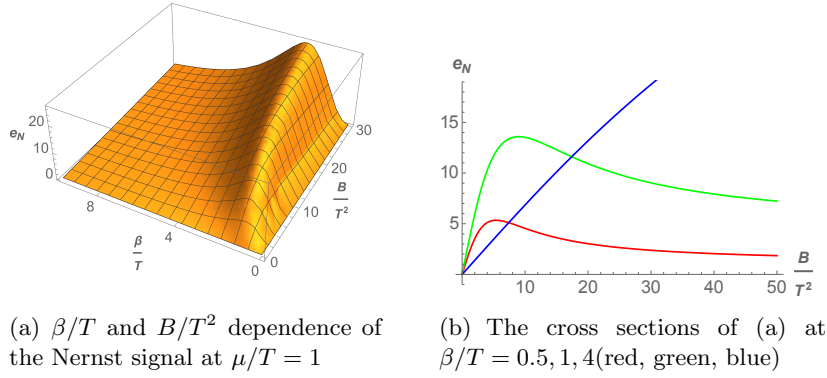


Figure 3. Nernst signal

The Hall angle(θ_H) is defined by the ratio of the electric conductivities:

$$\tan \theta_H \equiv \frac{\sigma^{xy}}{\sigma^{xx}} = \frac{\mu B}{r_h \beta^2} \frac{B^2 + r_h^2(\mu^2 + 2\beta^2)}{B^2 + r_h^2(\mu^2 + \beta^2)}, \quad (3.29)$$

which agrees to the result reported in [23]. As shown in Figure 2, the Hall angle θ_H ranges from $\pi/2$ to 0. The angle increases as B increases or β decreases (Figure 2(a)). In the strange metal phase, we are interested in the temperature dependence of the Hall angle, which is proportional to $1/T^2$. In our case, we numerically found that the Hall angle ranges between $1/T^0$ and $1/T^1$ (Figure 2(b)). In the large T regime, the Hall angle always scales as $1/T$. It can be seen also from the formula (3.29), where if T is large compared to the other scales, $r_H \sim T$ so $\tan \theta_H \sim 1/T$.

The Nernst signal (2.56) yields

$$e_N = \frac{4\pi r_h^2 \beta^2 B}{\mu^2 B^2 + r_h^2(\mu^2 + \beta^2)^2}. \quad (3.30)$$

As discussed in Section 2.1, the Nernst signal is linear in B in conventional metals while it becomes bell-like in the normal state of cuprates [35]. To see whether our model can capture this feature, we make a three dimensional plot of the Nernst signal as a function of

β/T and B/T^2 at fixed $\mu/T = 1$ in Figure 3, where (b) is the cross section of (a) at fixed β . The blue line is almost straight while the green and red ones are bell-like. Therefore, we find that our system shows the transition from the normal metal (blue line) to cuprate-like state (green and red) as β decreases, in the Nernst signal perspective. The green and red curves are similar to Figure 12 in [35] and it was proposed that the bell shape can be explained by the dynamics of the vortex liquid in non-superconducting phase [36, 37]. It was also interpreted as an evidence of the pseudo-gap phase [35]. If we take this point of view, our model might be relevant to the pseudo-gap phase.

One may wonder if the blue line is qualitatively similar to the green and red ones for higher B/T^2 . As B/T^2 increases the blue line reaches the maximum and has almost plateaued out, which is not bell-shaped. Furthermore, the numerical value of B/T^2 at the maximum $e_N(\sim 60)$ is about 1600, which is too big to consider, compared to other scales.

4 Numerical AC conductivities

So far we have discussed the DC conductivities. In this section, we will consider the AC conductivities. To be concrete, we continue to investigate the model in the previous section, namely, the dyonic black brane with the momentum relaxation by the axion fields.

4.1 Equations of motion and on-shell action

In section 2 and 3, we have derived the DC conductivity in a gauge $g_{ri} \neq 0$. In this section, to compute the AC conductivity, we will work in a gauge $\delta g_{ri} = 0$. The physical result should not be changed by this gauge choice⁷. Indeed, we will show the zero frequency limit of the AC conductivity (with $\delta g_{ri} = 0$) agrees to the DC conductivity (with $\delta g_{ri} \neq 0$) in section 2. It serves as a good consistency check of our numerical method.

To compute conductivities holographically it is consistent to turn on linear fluctuations of bulk fields, δg_{ti} , δA_i and $\delta \chi_i$ at zero momentum in the x and y directions, where $i = 1, 2$ (or $i = x, y$). The fields δg_{ti} and δA_i are related to the heat current and the electric current. They were introduced in [28] and here we add $\delta \chi_i$ for momentum relaxation. The fields, δg_{ti} , δA_i and $\delta \chi_i$, can be expressed in momentum space as

$$\delta A_i(t, r) = \int_{-\infty}^{\infty} \frac{d\omega}{2\pi} e^{-i\omega t} a_i(\omega, r), \quad (4.1)$$

$$\delta g_{ti}(t, r) = \int_{-\infty}^{\infty} \frac{d\omega}{2\pi} e^{-i\omega t} r^2 h_{ti}(\omega, r), \quad (4.2)$$

$$\delta \chi_i(t, r) = \int_{-\infty}^{\infty} \frac{d\omega}{2\pi} e^{-i\omega t} \psi_i(\omega, r), \quad (4.3)$$

where r^2 in the metric fluctuation (4.2) is introduced to make the asymptotic solution of h_{ti} constant at the boundary ($r \rightarrow \infty$), for the sake of convenience. From (3.5) and (3.6), the linearized equations for the Fourier components are given as follows.

⁷There is a subtle issue on the gauge choice and holographic renormalization. For more details we refer to [33].

- Einstein equations:

$$\frac{q_m^2 h_{ti}}{r^4 U} + \epsilon_{ij} \frac{i\omega q_m a_j}{r^4 U} + \frac{\beta^2 h_{ti}}{r^2 U} + \frac{i\beta\omega\psi_i}{r^2 U} - \frac{\mu a'_i}{r^4} - \frac{4h'_{ti}}{r} - h''_{ti} = 0, \quad (4.4)$$

$$\epsilon_{ij} \frac{iU q_m a'_j}{r^4 \omega} + \frac{i\beta U \psi'_i}{r^2 \omega} + \epsilon_{ij} \frac{i\mu q_m h_{tj}}{r^4 \omega} + \frac{\mu a_i}{r^4} + h'_{ti} = 0, \quad (4.5)$$

- Maxwell equations:

$$\frac{U' a'_i}{U} + \epsilon_{ij} \frac{i\omega q_m h_{tj}}{U^2} + \frac{\mu h'_{ti}}{U} + \frac{\omega^2 a_i}{U^2} + a''_i = 0, \quad (4.6)$$

- Scalar equations:

$$\frac{U' \psi'_i}{U} - \frac{i\beta\omega h_{ti}}{U^2} + \frac{\omega^2 \psi_i}{U^2} + \frac{2\psi'_i}{r} + \psi''_i = 0. \quad (4.7)$$

Among these eight equations, only six are independent.

Near the black hole horizon ($r \rightarrow 1$)⁸ the solutions are expanded as

$$\begin{aligned} h_{ti} &= (r-1)^{\nu_{\pm}+1} (h_{ti}^{(I)} + h_{ti}^{(II)}(r-1) + \dots), \\ a_i &= (r-1)^{\nu_{\pm}} (a_i^{(I)} + a_i^{(II)}(r-1) + \dots), \\ \psi_i &= (r-1)^{\nu_{\pm}} (\psi_i^{(I)} + \psi_i^{(II)}(r-1) + \dots), \end{aligned} \quad (4.8)$$

where $\nu_{\pm} = \pm i4\omega/(-12 + q_m^2 + 2\beta^2 + \mu^2)$. In order to impose the incoming boundary condition relevant to the retarded Green's function [41], we have to take $\nu = \nu_+$. It turns out that the 4 parameters $a_i^{(I)}$ and $\psi_i^{(I)}$ may be chosen to be independent since $h_{ti}^{(I)}$ and all higher power coefficients can be determined by them.

Near the boundary ($r \rightarrow \infty$), the asymptotic solutions read

$$\begin{aligned} h_{ti} &= h_{ti}^{(0)} + \frac{1}{r^2} h_{ti}^{(2)} + \frac{1}{r^3} h_{ti}^{(3)} + \dots, \\ a_i &= a_i^{(0)} + \frac{1}{r} a_i^{(1)} + \dots, \\ \psi_i &= \psi_i^{(0)} + \frac{1}{r^2} \psi_i^{(2)} + \frac{1}{r^3} \psi_i^{(3)} + \dots, \end{aligned} \quad (4.9)$$

where the leading terms $h_{ti}^{(0)}$, $a_i^{(0)}$, and $\psi_i^{(0)}$ are independent constants, which fix $h_{ti}^{(2)}$, $\psi_i^{(2)}$ completely by the equations of motion. The nontrivial sub-leading terms, $h_{\mu\nu}^{(3)}$, $a_{\mu}^{(1)}$, and $\psi_I^{(3)}$ will be determined by the incoming boundary conditions at the horizon for the given leading terms, $h_{ti}^{(0)}$, $a_i^{(0)}$, and $\psi_i^{(0)}$. The leading terms play the role of sources for the operators of which expectation values are related to $h_{\mu\nu}^{(3)}$, $a_{\mu}^{(1)}$, and $\psi_I^{(3)}$ respectively.

Expanding the renormalized action (3.4) around the dyonic black brane background

⁸From here we set $r_h = 1$ for convenience of numerical analysis.

and using the equations of motion, we obtain a quadratic on-shell action:

$$S_{\text{ren}}^{(2)} = \lim_{\Lambda \rightarrow \infty} \frac{1}{2} \int_{r=\Lambda} d^3x \left[\left(4r^3 - \frac{4r^4}{\sqrt{U(r)}} \right) \delta \tilde{h}_{ti}^2 - \frac{\beta r^2}{\sqrt{U(r)}} \delta \chi_i \delta \dot{\tilde{h}}_{ti} + \frac{r^2}{\sqrt{U(r)}} \delta \chi_i \delta \ddot{\chi}_i \right. \\ \left. - U(r) \delta A_i \delta A'_i + r^4 \delta \tilde{h}_{ti} \delta \tilde{h}'_{ti} - r^2 U(r) \delta \chi_i \delta \chi'_i - \delta \tilde{h}_{ti} \left(\mu \delta A_i - \frac{\beta r^2 \delta \dot{\chi}_i}{\sqrt{U(r)}} \right) \right], \quad (4.10)$$

where $\delta \tilde{h}_{ti} \equiv r^{-2} \delta g_{ti}(t, r)$, ‘dot’ denotes ∂_t and ‘prime’ denotes ∂_r . We have dropped the contributions from the horizon, which is the prescription for the retarded Green’s function [41]. In particular, with the spatially homogeneous ansatz (4.1)-(4.3), the quadratic action in momentum space yields

$$S_{\text{ren}}^{(2)} = \frac{\mathcal{V}_2}{2} \int_0^\infty \frac{d\omega}{2\pi} \left(-\mu \bar{a}_i^{(0)} h_{ti}^{(0)} - 2m_0 \bar{h}_{ti}^{(0)} h_{ti}^{(0)} + \bar{a}_i^{(0)} a_i^{(1)} - 3\bar{h}_{ti}^{(0)} h_{ti}^{(3)} + 3\bar{\psi}^{(0)} \psi^{(3)} \right), \quad (4.11)$$

where \mathcal{V}_2 is the two dimensional spatial volume $\int dx dy$. The argument of the variables with the bar is $-\omega$. We dropped the range $(-\infty, 0)$, which is the complex conjugate of (4.11), to obtain complex two point functions [41].

The on-shell action (4.11) is nothing but the generating functional for the two-point Green’s functions sourced by $a_i^{(0)}$, $h_{ti}^{(0)}$, and $\psi^{(0)}$. We may simply read off a part of the two point functions from the first two terms in (4.11). The other three terms are nontrivial and we need to know the dependence of $\{a_i^{(1)}, h_{ti}^{(3)}, \psi^{(3)}\}$ on $\{a_i^{(0)}, h_{ti}^{(0)}, \psi^{(0)}\}$. However, the linearity of the equations (4.4)-(4.7) makes it easy to find out a linear relation between $\{a_i^{(1)}, h_{ti}^{(3)}, \psi^{(3)}\}$ and $\{a_i^{(0)}, h_{ti}^{(0)}, \psi^{(0)}\}$. In the following subsection we will explain how to find such a relationship numerically in a more general setup and apply it to our case.

4.2 Numerical method

A systematic numerical method with multi fields and constraints was developed in [19] based on [42, 43]. We summarize it briefly for the present case and refer to [19, 33] for more details. Let us start with N fields $\Phi^a(x, r)$, ($a = 1, 2, \dots, N$), which are fluctuations around a background. Suppose that they satisfy a set of coupled N second order differential equations and the fluctuation fields depend on only t and r :

$$\Phi^a(t, r) = \int \frac{d\omega}{(2\pi)} e^{-i\omega t} r^p \Phi_\omega^a(r), \quad (4.12)$$

where r^p is multiplied such that the solution $\Phi_\omega^a(r)$ goes to constant at the boundary ($r \rightarrow \infty$). For example, $p = 2$ in (4.2).

Near horizon ($r = 1$), solutions can be expanded as

$$\Phi^a(r) = (r - 1)^{\nu_{a\pm}} (\varphi^a + \tilde{\varphi}^a(r - 1) + \dots), \quad (4.13)$$

where we omitted the subscript ω for simplicity and $\nu_{a+}(\nu_{a-})$ corresponds to the incoming(outgoing) boundary condition. In order to compute the retarded Green’s function we

choose the incoming boundary condition [41]. This choice reduces the number of independent parameter from $2N$ to N . There may be further reductions by N_c if there are N_c constraint equations. As a result, the number of independent parameter is $N - N_c$ so we may choose $N - N_c$ initial conditions, denoted by $\varphi_{\hat{i}}^a (\hat{i} = 1, 2, \dots, N - N_c)$:

$$\begin{pmatrix} \varphi_{\hat{1}}^a & \varphi_{\hat{2}}^a & \varphi_{\hat{3}}^a & \dots & \varphi_{\hat{N-N_c}}^a \end{pmatrix} = \begin{pmatrix} 1 & 1 & 1 & \dots \\ 1 & -1 & 1 & \dots \\ 1 & 1 & -1 & \dots \\ \vdots & \vdots & \vdots & \ddots \\ 1 & 1 & 1 & \dots \end{pmatrix}. \quad (4.14)$$

Every column vector $\varphi_{\hat{i}}^a$ yields a solution with the incoming boundary condition, denoted by $\Phi_{\hat{i}}^a(r)$, which is expanded as

$$\Phi_{\hat{i}}^a(r) \rightarrow \mathbb{S}_{\hat{i}}^a + \dots + \frac{\mathbb{O}_{\hat{i}}^a}{r^{\delta_a}} + \dots \quad (\text{near boundary}), \quad (4.15)$$

where $\mathbb{S}_{\hat{i}}^a$ are related to the *sources*, which are the leading terms of \hat{i} -th solution, and $\mathbb{O}_{\hat{i}}^a$ are related to the expectation values of the *operators* corresponding to the sources ($\delta_a \geq 1$). A general solution constructed by $\Phi_{\hat{i}}^a(r)$ is

$$\Phi_{\text{in}}^a(r) \equiv \Phi_{\hat{i}}^a(r) c^{\hat{i}} \rightarrow \mathbb{S}_{\hat{i}}^a c^{\hat{i}} + \dots + \frac{\mathbb{O}_{\hat{i}}^a c^{\hat{i}}}{r^{\delta_a}} + \dots \quad (\text{near boundary}), \quad (4.16)$$

with real constants $c^{\hat{i}}$. We want to identify $\mathbb{S}_{\hat{i}}^a c^{\hat{i}}$ with the independent sources J^a but if there are constraints, it is not possible since $a > \hat{i}$. However, in this case, there may be N_c other solutions corresponding to some residual gauge transformations [19, 33]

$$\Phi_{\bar{i}}^a(r) \rightarrow \mathbb{S}_{\bar{i}}^a + \dots + \frac{\mathbb{O}_{\bar{i}}^a}{r^{\delta_a}} + \dots \quad (\text{near boundary}), \quad (4.17)$$

where \bar{i} runs from $N - N_c + 1$ to N . This extra basis set, $\Phi_{\bar{i}}^a(r) = \Phi_{\hat{i}}^a c^{\bar{i}}$, generates a general solution together with the ingoing solutions.

In our case, $N = 6$ and $N_c = 2$, which corresponds to the constraints $g_{ri} = 0$. There are two sets of additional constant solutions of the equations of motion (4.4)-(4.7)

$$h_{ti} = h_{ti}^0, \quad a_i = -\frac{iq_m \epsilon_{ij} h_{tj}^0}{\omega}, \quad \chi_i = \frac{i\beta h_{ti}^0}{\omega}, \quad (4.18)$$

where h_{ti}^0 is arbitrary constant and $i, j = 1, 2$. Therefore, the explicit expression for \mathbb{S}_i^a is

$$\mathbb{S}_i^a = \begin{pmatrix} \mathbb{S}_5^a & \mathbb{S}_6^a \end{pmatrix} = \begin{pmatrix} 0 & -i\frac{q_m}{\omega} \\ i\frac{q_m}{\omega} & 0 \\ 1 & 0 \\ 0 & 1 \\ i\frac{\beta}{\omega} & 0 \\ 0 & i\frac{\beta}{\omega} \end{pmatrix}.$$

These can be understood as residual gauge transformations keeping $g_{ri} = 0$, which are generated by the vector fields, of which non-vanishing components are $\xi^x = \epsilon^x e^{-i\omega t}$ and $\xi^y = \epsilon^y e^{-i\omega t}$ (ϵ^i are constants). i.e. $\mathcal{L}_\xi A_i = -q_m \epsilon_{ij} \xi^j$, $\mathcal{L}_\xi g_{ti} = -i\omega r^2 \delta_{ij} \xi^j$ and $\mathcal{L}_\xi \chi_i = \beta \delta_{ij} \xi^j$.

Therefore, the most general solution reads

$$\Phi_{\text{in}}^a(r) + \Phi_c^a(r) \equiv J^a + \cdots + \frac{R^a}{r^{\delta_a}} + \cdots, \quad (4.19)$$

where we defined J^a and R^a . For arbitrary sources J^a we can always find c^I

$$c^I = (\mathbb{S}^{-1})^I_a J^a, \quad (4.20)$$

where $I = 1, \dots, N$. The corresponding response R^a is expressed as

$$R^a = \mathbb{O}^a_I c^I = \mathbb{O}^a_I (\mathbb{S}^{-1})^I_b J^b. \quad (4.21)$$

The general on-shell quadratic action in terms of the sources and the responses can be written as

$$S_{\text{ren}}^{(2)} = \frac{\mathcal{V}_2}{2} \int_0^\infty \frac{d\omega}{(2\pi)} \left[\bar{J}^a \mathbb{A}_{ab} J^b + \bar{J}^a \mathbb{B}_{ab} R^b \right], \quad (4.22)$$

where \mathbb{A} and \mathbb{B} are regular matrices of order N and the argument of \bar{J}^a is $-\omega$. For example, the action (4.11) is the case with:

$$J^a = \begin{pmatrix} a_x^{(0)} \\ a_y^{(0)} \\ h_{tx}^{(0)} \\ h_{ty}^{(0)} \\ \psi_x^{(0)} \\ \psi_y^{(0)} \end{pmatrix}, \quad R^a = \begin{pmatrix} a_x^{(1)} \\ a_y^{(1)} \\ h_{tx}^{(3)} \\ h_{ty}^{(3)} \\ \psi_x^{(3)} \\ \psi_y^{(3)} \end{pmatrix}, \quad \mathbb{A} = \begin{pmatrix} 0 & -\mu & 0 \\ 0 & -2m_0 & 0 \\ 0 & 0 & 0 \end{pmatrix} \otimes \mathbf{1}_2, \quad \mathbb{B} = \begin{pmatrix} 1 & 0 & 0 \\ 0 & -3 & 0 \\ 0 & 0 & 3 \end{pmatrix} \otimes \mathbf{1}_2, \quad (4.23)$$

where the index ω is suppressed and $\mathbf{1}_2$ is the 2×2 unit matrix. Plugging the relation (4.21) into the action (4.22) we have

$$S_{\text{ren}}^{(2)} = \frac{\mathcal{V}_2}{2} \int_0^\infty \frac{d\omega}{(2\pi)} \bar{J}^a \left[\mathbb{A}_{ab} + \mathbb{B}_{ac} \mathbb{O}^c_I (\mathbb{S}^{-1})^I_b \right] J^b, \quad (4.24)$$

which yields the retarded Green's function

$$G_{ab} = \mathbb{A}_{ab} + \mathbb{B}_{ac} \mathbb{O}^c_I (\mathbb{S}^{-1})^I_b . \quad (4.25)$$

In summary, to compute the retarded Green's function, we need four square $N \times N$ matrices, $\mathbb{A}, \mathbb{B}, \mathbb{S}$ and \mathbb{O} . The matrices \mathbb{A} and \mathbb{B} can be read off from the action (4.22), which is given by the on-shell expansion near the boundary. The matrices \mathbb{S} and \mathbb{O} are obtained by solving a set of the differential equations. Part of them comes from the solutions with incoming boundary conditions and the others may be related to the constraints. Notice that the Green's functions do not depend on the choice of initial conditions (4.14).

In the case of the dyonic black branes in section 4.1, we may construct a 6×6 matrix of the retarded Green's function. We will focus on the 4×4 submatrix corresponding to $a_i^{(0)}$ and $h_{ti}^{(0)}$ in (4.9),

$$\begin{pmatrix} G_{JJ}^{ij} & G_{JT}^{ij} \\ G_{TJ}^{ij} & G_{TT}^{ij} \end{pmatrix}, \quad (4.26)$$

where every $G_{\alpha\beta}^{ij}$ is a 2×2 retarded Green's function with $i = x, y$ for given α and β . The sub-indices α, β denote the operators corresponding to the sources. i.e. The $a_i^{(0)}$ is dual to the electric current J^i and the $h_{ti}^{(0)}$ is dual to the energy-momentum tensor T^{ti} . From the linear response theory, we have the following relation between the response functions and the sources:

$$\begin{pmatrix} \langle J^i \rangle \\ \langle T^{ti} \rangle \end{pmatrix} = \begin{pmatrix} G_{JJ}^{ij} & G_{JT}^{ij} \\ G_{TJ}^{ij} & G_{TT}^{ij} \end{pmatrix} \begin{pmatrix} a_j^{(0)} \\ h_{tj}^{(0)} \end{pmatrix}, \quad (4.27)$$

where $\langle J^i \rangle, \langle T^{ti} \rangle, a_j^{(0)}$ and $h_{tj}^{(0)}$ are understood as 2×1 column matrices, with $i = x, y$. We want to relate these Green's functions to the electric ($\hat{\sigma}$), thermal ($\hat{\kappa}$), and thermoelectric ($\hat{\alpha}, \hat{\hat{\alpha}}$) conductivities defined as

$$\begin{pmatrix} \langle J^i \rangle \\ \langle Q^i \rangle \end{pmatrix} = \begin{pmatrix} \hat{\sigma}^{ij} & \hat{\alpha}^{ij} T \\ \hat{\hat{\alpha}}^{ij} T & \hat{\kappa}^{ij} T \end{pmatrix} \begin{pmatrix} E_j \\ -(\nabla_j T)/T \end{pmatrix}, \quad (4.28)$$

where Q^i is a heat current, E_i is an electric field and $\nabla_i T$ is a temperature gradient along the i direction. Notice that the electric and heat current here contain the contribution of magnetization, so we use the conductivities with hat ((2.37)-(2.40)). By taking into account diffeomorphism invariance [1, 2, 19], (4.28) can be expressed as

$$\begin{pmatrix} \langle J^i \rangle \\ \langle T^{ti} \rangle - \mu \langle J^i \rangle \end{pmatrix} = \begin{pmatrix} \hat{\sigma}^{ij} & \hat{\alpha}^{ij} T \\ \hat{\hat{\alpha}}^{ij} T & \hat{\kappa}^{ij} T \end{pmatrix} \begin{pmatrix} i\omega(a_j^{(0)} + \mu h_{tj}^{(0)}) \\ i\omega h_{tj}^{(0)} \end{pmatrix}. \quad (4.29)$$

From (4.27) and (4.29) with the magnetization subtraction (2.50)-(2.52), the conductivities

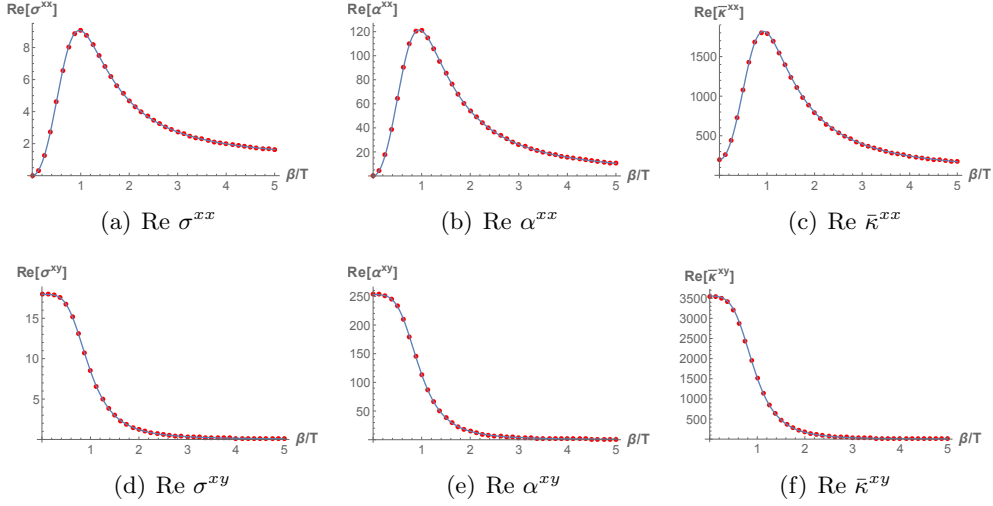


Figure 4. Agreement of DC analytic formulas (solid curves) obtained in section 3.3 with numerical results (red dots): DC conductivities vs β/T with $\mu/T = 4$, $B/T^2 = 1$

are expressed in terms of the retarded Green's functions as follows

$$\begin{pmatrix} \sigma^{ij} & \alpha^{ij}T \\ \bar{\alpha}^{ij}T & \bar{\kappa}^{ij}T \end{pmatrix} = \begin{pmatrix} -\frac{iG_{JJ}^{ij}}{\omega} & \frac{i(\mu G_{JJ}^{ij} - G_{JT}^{ij})}{\omega} \\ \frac{i(\mu G_{JJ}^{ij} - G_{JT}^{ij})}{\omega} & -\frac{i(G_{TT}^{ij} - G_{TT}^{ij}(\omega=0) - \mu(G_{JT}^{ij} + G_{JT}^{ij} - \mu G_{JJ}^{ij}))}{\omega} \end{pmatrix} - \frac{B}{T} \begin{pmatrix} 0 & \Sigma_1 \epsilon^{ij} \\ \Sigma_1 \epsilon^{ij} & \Sigma_2 \epsilon^{ij} \end{pmatrix}. \quad (4.30)$$

4.3 AC conductivities and the cyclotron poles

In this section we present our numerical results. Some examples of the AC electric conductivity are shown in Figure 5 and 8; the thermoelectric conductivity is in Figure 6; and the thermal conductivity is in Figure 7.

Before discussing the AC nature of the conductivities, we first examine the DC limit ($\omega \rightarrow 0$) of the AC conductivities and compare them with the analytic expressions derived in section 3.3. The comparisons are shown in Figure 4, where all conductivities are plotted as a function of β/T with the other parameters fixed; $\mu/T = 4$ and $B/T^2 = 1$. The solid lines were drawn by the analytic expressions, (3.23), (3.24), (3.25)-(3.28) and the red dots were read off from the AC numerical results in the limit $\omega \rightarrow 0$. Both results agree, which serves as a supporting evidence for the validity of our analytic and numerical methods. Indeed this agreement is not so trivial in technical perspective. In the DC computation we turned on h_{ri} and read off the physics from the horizon data while in the AC computation we worked in the gauge $h_{ri} = 0$ and considered full evolution in the r -direction.

Let us turn to the AC properties of the conductivities. Figure 5, 6, and 7 show the β dependence of the electric, thermoelectric, and thermal conductivity respectively. The dotted lines are the cases for $\beta = 0$ and the red, green, blue curves are for $\beta/T = 0.5, 1, 1.5$. The red dots at $\omega = 0$ in the real part of the conductivities are the values given by the analytic formulas (3.23), (3.24), (3.25)-(3.28). They agree to the numerical AC conductivities in the limit $\omega \rightarrow 0$. As β increases, when all other scales are fixed, the

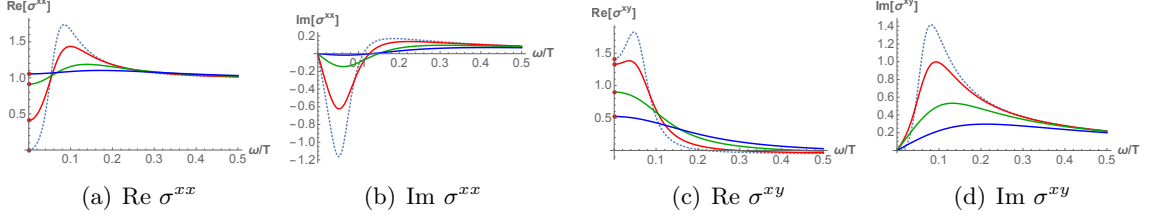


Figure 5. β dependence of electric conductivities: $\beta/T = 0, 0.5, 1, 1.5$ (dotted, red, green, blue) with $\mu/T = 1$, $B/T^2 = 3$

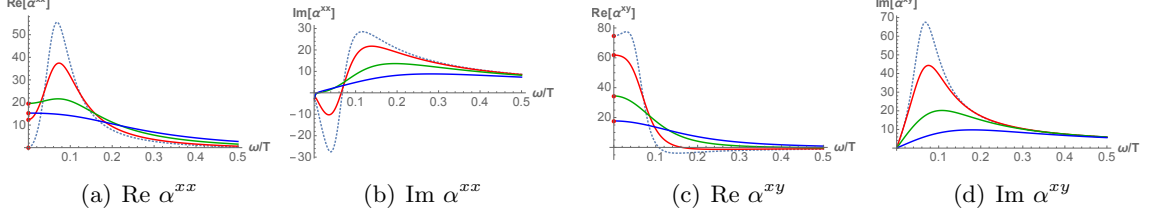


Figure 6. β dependence of thermoelectric conductivities: $\beta/T = 0, 0.5, 1, 1.5$ (dotted, red, green, blue) with $\mu/T = 1$, $B/T^2 = 3$

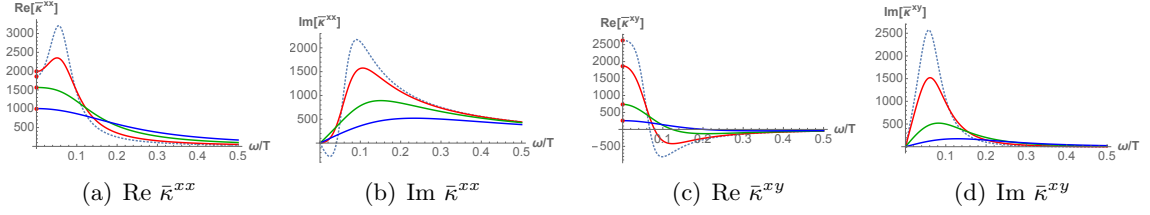


Figure 7. β dependence of thermal conductivities: $\beta/T = 0, 0.5, 1, 1.5$ (dotted, red, green, blue) with $\mu/T = 1$, $B/T^2 = 3$

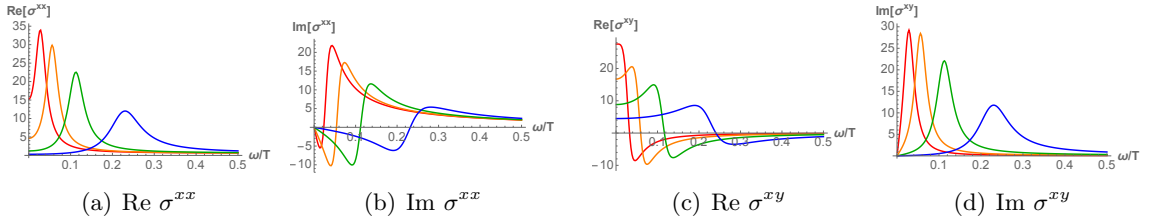


Figure 8. B dependence of electric conductivities: $B/T^2 = 0.5, 1, 2, 4$ (red, orange, green, blue) with $\beta/T = 1/2$, $\mu/T = 4$

curves become flatter, which is expected from stronger momentum relaxation. Notice that there is no $1/\omega$ pole in the imaginary part of the conductivities even when $\beta = 0$. It is because the gauge field for B (2.6) breaks translation invariance in the same way as the axion fields do.

There is a peak in the curves in Figures 5-7, which is related to the cyclotron resonance

pole, the position of the pole of the conductivity in complex ω plane [29, 30]

$$\omega_* \equiv \omega_c - i\gamma, \quad (4.31)$$

where the cyclotron frequency ω_c is the relativistic hydrodynamic analog of the free particle case, $\omega_f = eB/mc$. However, the resonance due to ω_* here should be understood to be due to a collective fluid motion rather than to free particles. A damping γ could be thought of as arising from interactions between the positively charged current and the negatively charged current of the fluid, which are counter-circulating. In the hydrodynamic regime for small B at $\beta = 0$, the ω_* was computed analytically in [30] as follows:

$$\omega_c = \frac{\rho B}{\mathcal{E} + \mathcal{P}} \equiv \omega_c^0, \quad \gamma = \frac{B^2}{g^2(\mathcal{E} + \mathcal{P})} \equiv \gamma^0. \quad (4.32)$$

Because β is related to momentum relaxation, it is expected that γ will increase as β increases. It is indirectly shown in the plots since all curves become flat, which may reflect the fact the pole goes away from the real ω axis. It turns out that the ω_c tends to increase as β increase, although it is not so clear in the plots. It will be discussed later in Figure 10 and the equation (4.34). While in Figure 5-7 we focused on the effect of β at fixed B , in Figure 8 we investigated the effect of B at fixed β ; the red, orange, green, and blue curves are for $B/T^2 = 0.5, 1, 2, 4$ respectively. A relatively big $\mu/\beta = 8$ has been chosen since the peak is shaper when μ/β is bigger. We find the peaks of the curves shift towards higher frequencies as B increases, which is consistent with the hydrodynamic analysis (4.32).

To see the cyclotron pole directly in complex ω plane, we introduce the following combination

$$\sigma^\pm = \sigma^{xy} \pm i\sigma^{xx}, \quad (4.33)$$

for easy comparison with [29, 30]. The density plots of $|\sigma_+|$ in complex ω plane are shown in Figure 9. Figure 9(a),(b),(c) are the cases with $\beta = 0$ and 9(d),(e),(f) are the cases with $\beta/T = 10$. We choose μ and q_m such that $q_m^2 + \mu^2$ to be constant. First, at $\beta = 0$ we recover the result of [30]⁹. White areas correspond to poles and dark areas are zeroes of σ^+ . There is a symmetry: $\mu \rightarrow q_m$ and $q_m \rightarrow -\mu$ at $\beta = 0$ inherited from the electromagnetic duality of the bulk theory [30]. Since this bulk duality holds at finite β we expect the same symmetry is preserved. It is demonstrated in Figure 9(d)(e)(f); the figure (d) and (f) are symmetric under the exchange of the white and dark region. The finite β shifts the position of the poles to the negative imaginary direction. This implies the width of the peak increases at real ω axis as discussed previously.

The magnetic field dependence of the cyclotron poles at different values of β is shown in Figure 10, where (a) and (b) show the real part(ω_c) and the imaginary part($-\gamma$) respectively. The gray, red, green, and blue dots are the numerical results for $\beta = 0, 2, 3, 4$ respectively, while the black dashed line is the analytic result at $\beta = 0$ for small B from the hydrodynamic analysis (4.32). At $\beta = 0$, our numerical result(gray dots) agrees to [30] and also fits well to the hydrodynamic analysis(black dashed line) for small magnetic field.

⁹Our numerical values of μ and q_m are different from [30] due to convention difference.

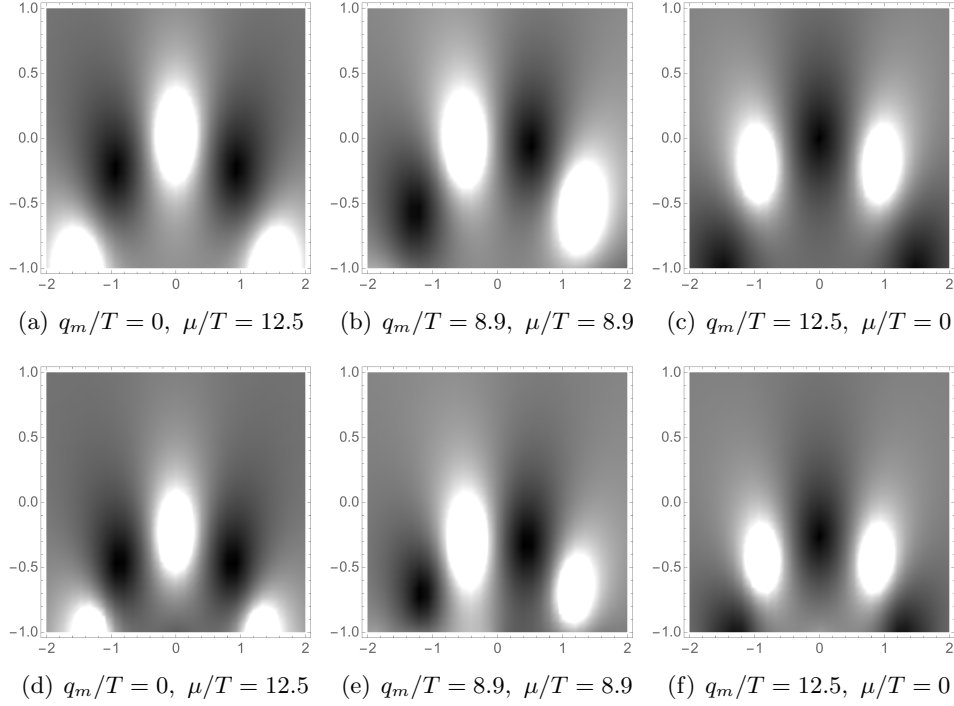


Figure 9. A density plot of $|\sigma^+|$ in complex ω plane: White areas correspond to poles and dark areas are zeroes of σ^+ . $\beta = 0$ for (a)(b)(c) and $\beta/T = 10$ for (d)(e)(f).

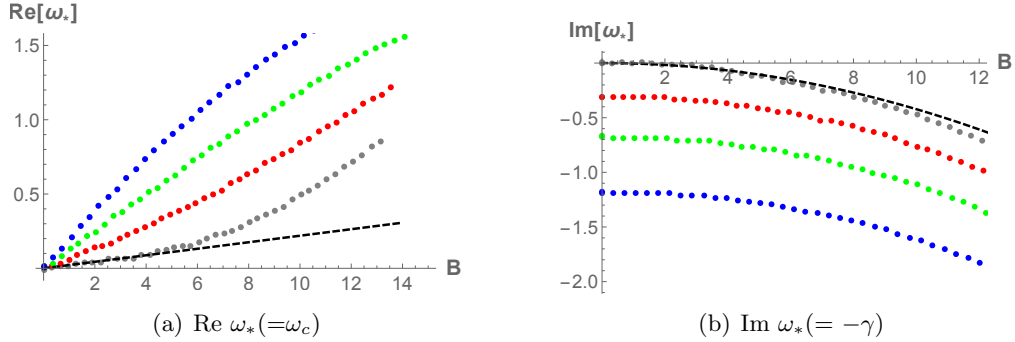


Figure 10. The magnetic field dependence of the position of the cyclotron resonance pole: $\beta = 0, 2, 3, 4$ (gray, red, green, blue). The dotted lines are the results by the hydrodynamic analysis (4.32).

We investigated how ω_* changes as β is introduced. Based on the red, green, and blue dots in Figure 10 and additional similar numerical data for different parameters, we found the following relation at small B

$$\omega_* = \omega_c - i\gamma = \omega_c^0 + c_1\beta^2 B - i(\gamma^0 + c_2\beta^2), \quad (4.34)$$

where ω_c^0 and γ^0 are defined in (4.32). It seems that c_1 and c_2 are dimensionful constants independent of β and B . For this formula we focused on small B region where the dots in Figure 10(a) are linear to B . However, at large magnetic field B we numerically found the

tendency that $\omega_c \sim c_3 B$, where c_3 seems independent of β .

In the presence of dissipation, the cyclotron frequency was shown [29] to be changed as

$$\gamma \rightarrow \gamma + \frac{1}{\tau_{imp}}, \quad (4.35)$$

while ω_c is intact. In our case τ_{imp} is proportional to $1/\beta^2$ for small β so the shift of the imaginary part in (4.34) is consistent with the hydrodynamic calculation [29]. However, our result implies that the cyclotron frequency (ω_c) is also shifted by $c_1 \beta^2 B \sim B/\tau_{imp}$. We suspect that the analysis in [29], where $B/T^2 \ll 1$ is assumed, is valid in the limit $c_1 B$ is small. We leave this issue and the analytic justification of the specific form (4.34) for a future project.

5 Conclusions

In this paper, we have computed the electric, thermoelectric, and thermal conductivity at finite magnetic field by means of the gauge/gravity duality. First, by considering a general class of Einstein-Maxwell-Dilaton theories with axion fields imposing momentum relaxation, we have derived the analytic DC conductivities, which are expressed in terms of the black hole horizon data. As an explicit model we have studied the dyonic black hole modified by a momentum relaxation effect. The background solution is analytically obtained and the AC electric, thermoelectric, and thermal conductivity were numerically computed. The zero frequency limit of the numerical AC conductivities agree to the DC formulas. This is a non-trivial consistency check of our analytic and numerical methods to compute conductivities. Our numerical method can be applied to other cases in which multiple transport coefficients need to be computed at the same time.

The Nernst signal, the Hall angle, and the cyclotron resonance pole were discussed following [28–30]. Our general analytic formulas of the Nernst signal can be used to build a realistic model and to investigate the universal properties of the model. In particular, in the dyonic black hole case, the Nernst signal is a bell-shaped curve as a function of the magnetic field, if momentum relaxation is small. It is similar to an experimental result in the normal state of cuprates [35], which was speculatively explained by a vortex-liquid effect [36, 37]. For large momentum relaxation the Nernst signal is proportional to the magnetic field, which is a typical property of conventional metals. The Hall angle for the dyonic black hole was computed explicitly. The Hall angle ranges between $1/T^0$ and $1/T^1$ and scales as $1/T$ for large T . However, in the strange metal phase, it was known that the Hall angle is proportional to $1/T^2$. The cyclotron poles (ω_*) we found are consistent with the hydrodynamic results at $\beta = 0$ [29, 30]. They are shifted by momentum relaxation ($\beta \neq 0$) and our numerical analysis suggests the specific dependence of the cyclotron poles on B and β , (4.34), when B is small. If B is large it was proposed that $\omega_c \sim c_3 B$ with c_3 independent of β . We plan to investigate the properties of the cyclotron poles in more detail both numerically and analytically.

It is important to compare our AC conductivities with the general expressions based on the memory matrix formalism [40, 44]. It would be also interesting to compare our AC

conductivity results with [45], where the AC electric conductivities have been studied at finite magnetic field in the probe brane set up, focusing on the transport at quantum Hall critical points [46]. The metal phase of our model at $B = 0$ does not have the property of linear- T resistivity, so it is worthwhile to start with the models having that property and then investigate the Hall angle and the Nernst effect in those models.

Acknowledgments

The work of KYK and KKK was supported by Basic Science Research Program through the National Research Foundation of Korea(NRF) funded by the Ministry of Science, ICT & Future Planning(NRF-2014R1A1A1003220). The work of SS and YS was supported by Mid-career Researcher Program through the National Research Foundation of Korea (NRF) grant No. NRF-2013R1A2A2A05004846. YS was also supported in part by Basic Science Research Program through NRF grant No. NRF-2012R1A1A2040881. We acknowledge the hospitality at APCTP(“Aspects of Holography”, Jul. 2014) and Orthodox Academy of Crete(“Quantum field theory, string theory and condensed matter physics”, Sep. 2014), where part of this work was done.

References

- [1] S. A. Hartnoll, *Lectures on holographic methods for condensed matter physics*, *Class.Quant.Grav.* **26** (2009) 224002, [[arXiv:0903.3246](#)].
- [2] C. P. Herzog, *Lectures on Holographic Superfluidity and Superconductivity*, *J.Phys.A* **A42** (2009) 343001, [[arXiv:0904.1975](#)].
- [3] G. T. Horowitz, J. E. Santos, and D. Tong, *Optical Conductivity with Holographic Lattices*, *JHEP* **1207** (2012) 168, [[arXiv:1204.0519](#)].
- [4] G. T. Horowitz, J. E. Santos, and D. Tong, *Further Evidence for Lattice-Induced Scaling*, *JHEP* **1211** (2012) 102, [[arXiv:1209.1098](#)].
- [5] G. T. Horowitz and J. E. Santos, *General Relativity and the Cuprates*, *JHEP* **1306** (2013) 087, [[arXiv:1302.6586](#)].
- [6] Y. Ling, C. Niu, J.-P. Wu, and Z.-Y. Xian, *Holographic Lattice in Einstein-Maxwell-Dilaton Gravity*, *JHEP* **1311** (2013) 006, [[arXiv:1309.4580](#)].
- [7] P. Chesler, A. Lucas, and S. Sachdev, *Conformal field theories in a periodic potential: results from holography and field theory*, *Phys.Rev.* **D89** (2014) 026005, [[arXiv:1308.0329](#)].
- [8] A. Donos and J. P. Gauntlett, *The thermoelectric properties of inhomogeneous holographic lattices*, [arXiv:1409.6875](#).
- [9] D. Vegh, *Holography without translational symmetry*, [arXiv:1301.0537](#).
- [10] R. A. Davison, *Momentum relaxation in holographic massive gravity*, *Phys.Rev.* **D88** (2013) 086003, [[arXiv:1306.5792](#)].
- [11] M. Blake and D. Tong, *Universal Resistivity from Holographic Massive Gravity*, *Phys.Rev.* **D88** (2013), no. 10 106004, [[arXiv:1308.4970](#)].
- [12] M. Blake, D. Tong, and D. Vegh, *Holographic Lattices Give the Graviton a Mass*, *Phys.Rev.Lett.* **112** (2014) 071602, [[arXiv:1310.3832](#)].

- [13] A. Amoretti, A. Braggio, N. Magnoli, and D. Musso, *Bounds on intrinsic diffusivities in momentum dissipating holography*, [arXiv:1411.6631](#).
- [14] A. Donos and J. P. Gauntlett, *Holographic Q-lattices*, *JHEP* **1404** (2014) 040, [[arXiv:1311.3292](#)].
- [15] A. Donos and J. P. Gauntlett, *Novel metals and insulators from holography*, *JHEP* **1406** (2014) 007, [[arXiv:1401.5077](#)].
- [16] T. Andrade and B. Withers, *A simple holographic model of momentum relaxation*, *JHEP* **1405** (2014) 101, [[arXiv:1311.5157](#)].
- [17] B. Gout  raux, *Charge transport in holography with momentum dissipation*, *JHEP* **1404** (2014) 181, [[arXiv:1401.5436](#)].
- [18] M. Taylor and W. Woodhead, *Inhomogeneity simplified*, [arXiv:1406.4870](#).
- [19] K.-Y. Kim, K. K. Kim, Y. Seo, and S.-J. Sin, *Coherent/incoherent metal transition in a holographic model*, *JHEP* **1412** (2014) 170, [[arXiv:1409.8346](#)].
- [20] Y. Bardoux, M. M. Caldarelli, and C. Charmousis, *Shaping black holes with free fields*, *JHEP* **1205** (2012) 054, [[arXiv:1202.4458](#)].
- [21] N. Iizuka and K. Maeda, *Study of Anisotropic Black Branes in Asymptotically anti-de Sitter*, *JHEP* **1207** (2012) 129, [[arXiv:1204.3008](#)].
- [22] L. Cheng, X.-H. Ge, and S.-J. Sin, *Anisotropic plasma at finite $U(1)$ chemical potential*, *JHEP* **1407** (2014) 083, [[arXiv:1404.5027](#)].
- [23] M. Blake and A. Donos, *Quantum Critical Transport and the Hall Angle*, [arXiv:1406.1659](#).
- [24] A. Donos and S. A. Hartnoll, *Interaction-driven localization in holography*, *Nature Phys.* **9** (2013) 649–655, [[arXiv:1212.2998](#)].
- [25] A. Donos, B. Gout  raux, and E. Kiritsis, *Holographic Metals and Insulators with Helical Symmetry*, [arXiv:1406.6351](#).
- [26] A. Donos, J. P. Gauntlett, and C. Pantelidou, *Conformal field theories in $d = 4$ with a helical twist*, [arXiv:1412.3446](#).
- [27] J. Erdmenger, B. Herwerth, S. Klug, R. Meyer, and K. Schalm, *S-Wave Superconductivity in Anisotropic Holographic Insulators*, [arXiv:1501.07615](#).
- [28] S. A. Hartnoll and P. Kovtun, *Hall conductivity from dyonic black holes*, *Phys.Rev.* **D76** (2007) 066001, [[arXiv:0704.1160](#)].
- [29] S. A. Hartnoll, P. K. Kovtun, M. Muller, and S. Sachdev, *Theory of the Nernst effect near quantum phase transitions in condensed matter, and in dyonic black holes*, *Phys.Rev.* **B76** (2007) 144502, [[arXiv:0706.3215](#)].
- [30] S. A. Hartnoll and C. P. Herzog, *Ohm’s Law at strong coupling: S duality and the cyclotron resonance*, *Phys.Rev.* **D76** (2007) 106012, [[arXiv:0706.3228](#)].
- [31] S. A. Hartnoll and C. P. Herzog, *Impure AdS/CFT correspondence*, *Phys.Rev.* **D77** (2008) 106009, [[arXiv:0801.1693](#)].
- [32] K.-Y. Kim, K. K. Kim, and M. Park, *A Simple Holographic Superconductor with Momentum Relaxation*, [arXiv:1501.00446](#).
- [33] K.-Y. Kim, K. K. Kim, Y. Seo, and S.-J. Sin, *Gauge Invariance and Holographic Renormalization*, [arXiv:1502.02100](#).

- [34] A. Donos and J. P. Gauntlett, *Thermoelectric DC conductivities from black hole horizons*, [arXiv:1406.4742](#).
- [35] Y. Wang, L. Li, and N. P. Ong, *The nernst effect in high- t_c superconductors*, *Phys. Rev. B* **73** (2006) 024510, [[cond-mat/0510470](#)].
- [36] P. W. Anderson, *Dynamics of the Vortex Fluid in Cuprate Superconductors: the Nernst Effect*, [[cond-mat/0603726](#)].
- [37] P. W. Anderson, *Bose fluids above t_c : Incompressible vortex fluids and "supersolidity"*, [arXiv:0705.1174](#).
- [38] A. Amoretti and D. Musso, *Universal formulae for thermoelectric transport with magnetic field and disorder*, [arXiv:1502.02631](#).
- [39] M. Blake, A. Donos, and N. Lohitsiri, *Magnetothermoelectric Response from Holography*, [arXiv:1502.03789](#).
- [40] A. Lucas and S. Sachdev, *Memory matrix theory of magnetotransport in strange metals*, [arXiv:1502.0470](#).
- [41] D. T. Son and A. O. Starinets, *Minkowski space correlators in AdS / CFT correspondence: Recipe and applications*, *JHEP* **0209** (2002) 042, [[hep-th/0205051](#)].
- [42] I. Amado, M. Kaminski, and K. Landsteiner, *Hydrodynamics of Holographic Superconductors*, *JHEP* **0905** (2009) 021, [[arXiv:0903.2209](#)].
- [43] M. Kaminski, K. Landsteiner, J. Mas, J. P. Shock, and J. Tarrio, *Holographic Operator Mixing and Quasinormal Modes on the Brane*, *JHEP* **1002** (2010) 021, [[arXiv:0911.3610](#)].
- [44] A. Lucas, *Conductivity of a strange metal: from holography to memory functions*, [arXiv:1501.05656](#).
- [45] J. Alanen, E. Keski-Vakkuri, P. Kraus, and V. Suur-Uski, *AC Transport at Holographic Quantum Hall Transitions*, *JHEP* **0911** (2009) 014, [[arXiv:0905.4538](#)].
- [46] S. Sachdev, *Nonzero temperature transport near fractional quantum hall critical points*, [cond-mat/9709243](#).