

# An Investigation of the Absolute Proper Motions of the SCUSS Catalog

Xiyan Peng<sup>1,2</sup>, Zhaoxiang Qi<sup>3</sup>, Zhenyu Wu<sup>1,\*</sup>, Jun Ma<sup>1</sup>, Cuihua Du<sup>2</sup>, Xu Zhou<sup>1</sup>, Yong Yu<sup>3</sup>, Zhenghong Tang<sup>3</sup>, Zhaoji Jiang<sup>1</sup>, Hu Zou<sup>1</sup>, Zhou Fan<sup>1</sup>, Xiaohui Fan<sup>4</sup>, Martin C. Smith<sup>3</sup>, Linhua Jiang<sup>5</sup>, Yipeng Jing<sup>6</sup>, Mario G. Lattanzi<sup>7</sup>, Brian J. McLean<sup>8</sup>, Michael Lesser<sup>4</sup>, Jundan Nie<sup>1</sup>, Shiyin Shen<sup>3</sup>, Jiali Wang<sup>1</sup>, Tianmeng Zhang<sup>1</sup>, Zhimin Zhou<sup>1</sup>, Songhu Wang<sup>9</sup>

zywu@nao.cas.cn

## ABSTRACT

Absolute proper motions for  $\sim 7.7$  million objects were derived based on data from the South Galactic Cap  $u$ -band Sky Survey (SCUSS) and astrometric data derived from uncompressed Digitized Sky Surveys that the Space Telescope Science Institute (STScI) created from the Palomar and UK Schmidt survey plates. We put a great deal of effort into correcting the position-, magnitude- and color- dependent systematic errors in the derived absolute proper motions. The spectroscopically confirmed quasars were used to test the internal systematic and random error of the proper motions. The systematic errors of the overall proper motions in the SCUSS catalog are estimated as  $-0.08$  and  $-0.06$  mas/yr for  $\mu_\alpha \cos \delta$  and  $\mu_\delta$ , respectively. The random errors of the proper motions in the SCUSS catalog are estimated independently as  $4.2$  and  $4.4$  mas/yr for  $\mu_\alpha \cos \delta$  and  $\mu_\delta$ . There is no obvious position-, magnitude- and color- dependent systematic

---

<sup>1</sup>Key Laboratory of Optical Astronomy, National Astronomical Observatories, Chinese Academy of Sciences, Beijing, 100012, China

<sup>2</sup>University of Chinese Academy of Sciences, Beijing, 100039, China

<sup>3</sup>Shanghai Astronomical Observatory, Chinese Academy of Sciences, Shanghai 200030, China

<sup>4</sup>Department of Astronomy and Steward Observatory, University of Arizona, Tucson, Arizona, USA

<sup>5</sup>Kavli Institute for Astronomy and Astrophysics, Peking University, Beijing 100871, China

<sup>6</sup>Department of Physics and Astronomy, Shanghai Jiao Tong University, Shanghai 200240

<sup>7</sup>INAF–Osservatorio Astrofisico di Torino, Strada Osservatorio 20, 10025 Pino Torinese, TO, Italy.

<sup>8</sup>Space Telescope Science Institute, 3700 San Martin Drive, Baltimore, MD 21218, USA.

<sup>9</sup>School of Astronomy and Space Science and Key Laboratory of Modern Astronomy and Astrophysics in Ministry of Education, Nanjing University, Nanjing 210093

errors of the SCUSS proper motions. The random error of the proper motions goes up with the magnitude from about 3 mas/yr at  $u = 18.0$  mag to about 7 mas/yr at  $u = 22.0$  mag. The proper motions of stars in SCUSS catalog are compared with those in the SDSS catalog, and they are consistent well.

*Subject headings:* astrometry–catalog–stars:kinematics

## 1. INTRODUCTION

A catalog of proper motions in the **International** Celestial Reference System (ICRS), with precise positions and proper motions as well as deep **limiting** magnitude, is important for **research** on the Galactic structure, Galactic kinematics and stellar **populations**.

There are two methods to determine the absolute proper motions of stars based on the hypothesis that the proper motions of background galaxies are zero. One is that all the observations obtained in different epochs are transformed into one reference position system using galaxies, and absolute proper motions are calculated directly. For example, Munn et al. (2004) took this method to construct the improved SDSS proper motion catalog combining USNO-B (Monet et al. 2003) and SDSS (Gunn et al. 1998; York et al. 2000; Lupton et al. 2001; Stoughton et al. 2002). The basic procedure in this work is as follows. For each object from USNO-B, the nearest 100 galaxies (classified as *galaxy* by SDSS morphological classification<sup>1</sup>) detected in both SDSS and USNO-B were selected. Then the mean offsets in right ascension and declination between the SDSS and USNO-B positions were measured from the 100 nearest galaxies, and were added to the USNO-B position of this object. Finally the proper motions of objects in SDSS were computed using a linear fit with the re-calibrated USNO-B positions and the SDSS positions at different epochs.

The other method to determine absolute proper motions is to take a novel calibration method which iteratively uses the stellar sources and galaxies on each position system to eliminate all systematic errors between different position systems. Absolute Proper motions Out side the Plane (APOP) adopted this technique with the Guide Star Catalog II (GSC-II) Schmidt plate data (Qi et al. 2012; Lasker et al. 2008). Meanwhile, the APOP used the measured coordinates ( $x$ ,  $y$ ) of objects instead of equatorial coordinates to calculate the absolute proper motions. The principal calibration steps for APOP are as follows.

1. Removing the position-dependent systematic errors (PdE) with a moving-mean filter

---

<sup>1</sup><http://www.sdss.org/dr1/products/catalogs/flags.html>

using good-quality stellar objects;

2. Selecting galaxies from non-point-like sources (non-stars) via their common null-motion characteristics;
3. Calibrating magnitude- and color- dependent (MdE and CdE) errors and the residual PdE of all objects with respect to the galaxies selected above;
4. Calculating absolute proper motions from all-epoch plate data with a linear fit.

The construction of the latest version of APOP catalog and evaluation of the catalog are described in detail by Qi et al. (2014). In this paper, we take almost the same method and pipeline as APOP to derive absolute proper motions.

The SCUSS (Zou et al. 2014; Zhou et al. 2014; Jia et al. 2014) is a  $u$ -band (3538 Å) imaging survey using the 2.3 m Bok telescope. The survey covers about 5000 square degrees. Most of the SCUSS fields were observed twice in the course of survey from 2010 to 2013. It is difficult to measure accurate proper motions for the SCUSS objects from the SCUSS data only. In this paper, we construct a SCUSS proper motion catalog by combining the SCUSS data with the GSC-II Schmidt plate data. The GSC-II Schmidt plate data is an all-sky astro-photometric data base which were derived from the digitization of the Palomar and UK Schmidt surveys. The GSC-II contains astrometry, photometry and classification for objects down to the limiting magnitude of the plates .

This paper is organized as follows. In Section 2, we summarize the SCUSS program and GSC-II project that are used to derive the SCUSS proper motion catalog. Section 3 describes the construction of the SCUSS proper motion catalog. In Section 4, quasars are used to perform internal test of the proper motions. We compare the catalog with the SDSS proper motion catalog in Section 5. We summarize the paper in Section 6.

## 2. DATA

### 2.1. The SCUSS Program

The SCUSS is a  $u$ -band imaging survey with an effective wavelength of  $\sim 3538$  Å and a bandwidth  $\sim 345$  Å . This  $u$ -band filter is slightly bluer than the SDSS  $u$ -band filter. The imaging depth is  $\sim 23.5$  mag, roughly 1.5 mag deeper than that of the SDSS imaging survey. The SCUSS project began its observations in September 2010 and ended in October 2013. It covers a total 5000 square degrees. Proper motions are measured with respect

to a reference frame of galaxies. Hence, the accuracy of star/galaxy classification affects systematic error of the proper motions. The SCUSS proper motion catalog covers 3700 square degrees (Galactic latitude  $b < -30^\circ$  and **Equatorial latitude**  $\delta > -10^\circ$ ). In this area, the accuracy of star/galaxy classification is reliable. The spatial distribution of the SCUSS proper motion catalog is shown in Figure 1. Most of the images in this area were taken with seeing  $< 3''$ , sky background  $< 500$  ADU.

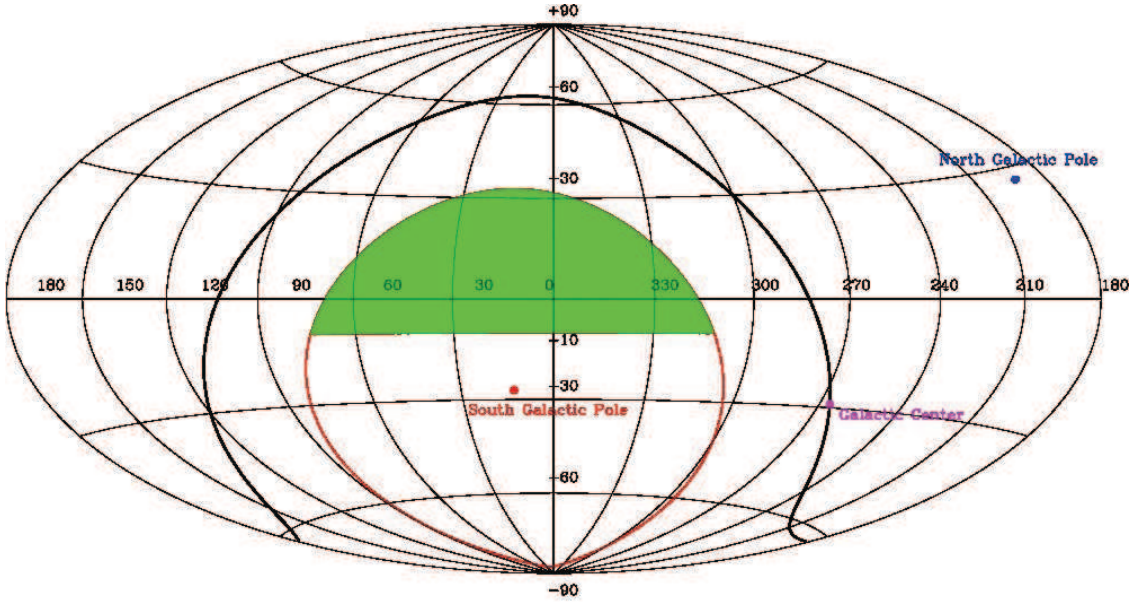


Fig. 1.— Spatial distribution of the SCUSS proper motion catalog in a J2000 equatorial reference frame. The SCUSS proper motion catalog covers 3700 square degrees (Galactic latitude  $b < -30^\circ$  and Equatorial latitude  $\delta < -10^\circ$ ).

The description of reduction of the SCUSS data can be found in Zou et al.(2014). Photometry was done using SExtractor (Bertin & Arnouts 1996). The measured  $x$  and  $y$  positions were calculated by applying SExtractor to sources brighter than  $1\sigma$  of the background level. External astrometric errors were determined by crossing-matching the SCUSS sources to the UCAC4 sources (Zacharias et al. 2013). Over the whole survey, the mean offsets of right ascension and declination between the SCUSS and UCAC4 are  $\Delta\alpha = -0''.001 \pm 0''.008$ ,  $\Delta\delta = -0''.001 \pm 0''.007$ , respectively. In this work, we will **construct** a proper motion catalog using the measured coordinates  $(x, y)$ , the celestial coordinates  $(\alpha, \delta)$ , the  $u$ -band magnitudes from SCUSS and the star/galaxy morphological classifications from SDSS for objects on SCUSS images. The basic information for each frame including plate size and scale as well as observation time is also needed in the process of calculation of proper motions.



## 2.2. Astronomic Data from GSC-II

GSC-II (Lasker et al. 2008), as first epoch data to obtain the proper motions of SCUSS, was originally taken from the survey plates observed by the Palomar Schmidt telescope and the UK Schmidt telescope. Each individual plate was digitized by the Guide Star Automatic Measuring Machine (GAMMA) and was processed through image processing and plate calibration. The final products were stored in the COMPASS database (Lasker et al. 2008). GSC-II contains astrometry, multi-band photometry ( $R_F$ ,  $B_J$ ,  $I_N$ ) and star/non-star classification for objects down to the limiting magnitude of the survey plates. For stellar sources, the all-sky average absolute position error per coordinate ranges from 0."2 to 0."28 depending on magnitude. Stellar photometry is determined to 0.13 – 0.22 mag as a function of magnitude and photographic passbands ( $R_F$ ,  $B_J$ ,  $I_N$ ). Outside of the Galactic plane, the catalogue is complete to  $R_F = 20$  mag. There are about 1210 Schmidt plates from different surveys used in this paper. The main characteristics of the surveys used in this paper including the epoch, band, limiting magnitude and sky coverage as well as the number of plates used in this work are summarized in Table 1. The basic information for objects on each plate including the measured coordinates, the equatorial coordinates, magnitude and classification (star/non-star) is needed in this paper. In addition, The basic information for each plate from GSC-II data base including telescope name, plate size and scale, observation time is also needed.

## 3. CONSTRUCTION OF THE SCUSS PROPER MOTION CATALOG

Two major aspects determine the final accuracy of absolute proper motions. One is the measured uncertainties of object positions on the images of all epochs, and the other one is the systematic error between different images. The latter one requires unifying images in different epochs and different bands to one reference system (Qi et al. 2012).

The general steps of the construction of the SCUSS proper motion catalog are similar to **those** of APOP. Relevant equations and details are recommend to see the paper of Qi et al. (2014). A few steps are slightly different. The steps are summarized as follows.

1. Extract all the GSC-II plates and SCUSS images in the same sky field;
2. Compare GSC-II reference plates with the SDSS, update the star/non-star classification in GSC with star/galaxy in the SDSS;
3. Reject the synthetic double stars (stars with the same ID) in each GSC-II plate;

4. Find common objects between the program images and the reference plate;
5. Smooth out position-dependent difference between each image pair using stars with small measuring error;
6. Regenerate the  $x$ ,  $y$  of all the objects on program plates using galaxies and remove the MdE, CdE and residual PdE of proper motions;
7. Calculate the absolute proper motions and new positions in a given epoch using all the images.

The plates, which are from GSC-II with good quality and overlap with the SCUSS, were chosen as reference plates. The star/galaxy classifications of sources play an important role in the calculation of the proper motions. However, in GSC-II, the probability of stars correctly classified drops with magnitude from better than 90% at  $R_F = 18.0$  mag to less than 50% at  $R_F = 20.0$  mag, while the percentage that a galaxy is classified as non-star remains above 90% for all the magnitude range. Outside of the Galactic plane, stellar classification is reliable to at least 90% confidence for magnitudes brighter than  $R_F = 19.5$  mag (Lasker et al. 2008). The low accuracy of star/non-star classification of the fainter objects of the GSC-II reference plates eventually affect the error of the proper motions. In our work, most of the SCUSS survey are covered by the SDSS, star/galaxy separation of SDSS is about 95% correct at 21.0 mag in  $r$  band (Stoughton et al. 2002). So, we update the GSC-II star/non-star classification with the star/galaxy classification from SDSS morphological classification.

#### 4. PROPERTIES OF SCUSS PROPER MOTION CATALOG

The SCUSS proper motion catalog contains the equatorial coordinates ( $\alpha$ ,  $\delta$ ), the absolute proper motions ( $\mu_\alpha \cos \delta$ ,  $\mu_\delta$ ), and the SCUSS  $u$ -band magnitudes for about 7.7 million objects. The proper motions of quasars cannot be detected by present astrometric observation in the optical band, so the intrinsic proper motions of quasars can be considered as zero (Wu et al. 2011). Therefore, the measured proper motions of quasars can be used to derive the systematic and random error of the proper motion.

We choose the spectroscopically confirmed quasars from SDSS DR9 (Ahn et al. 2012). A total of 22831 common quasars among the SDSS and SCUSS catalog are selected as a quasar sample. The gaussian function is used to fit the distribution of the quasar proper motions to derive the systematic and random error. The systematic error of proper motions is derived from the mean proper motion of the quasar sample. The dispersion of the proper motions of quasars can be considered as the random error of proper motions. Figure 2

displays the histograms of the measured proper motions in right ascension  $\mu_\alpha \cos \delta$  (upper) and in declination  $\mu_\delta$  (lower) for all SDSS spectroscopically confirmed quasars in SCUSS proper motion catalog. The random errors of the proper motions are 4.2 and 4.4 mas/yr in  $\mu_\alpha \cos \delta$  and  $\mu_\delta$ , respectively. The systematic error of  $\mu_\alpha \cos \delta$  is about  $-0.08$  mas/yr and the systematic error of  $\mu_\delta$  is about  $-0.06$  mas/yr. Next, all the 22831 quasars are used to test the position-, magnitude- and color- dependent errors of the SCUSS proper motions.

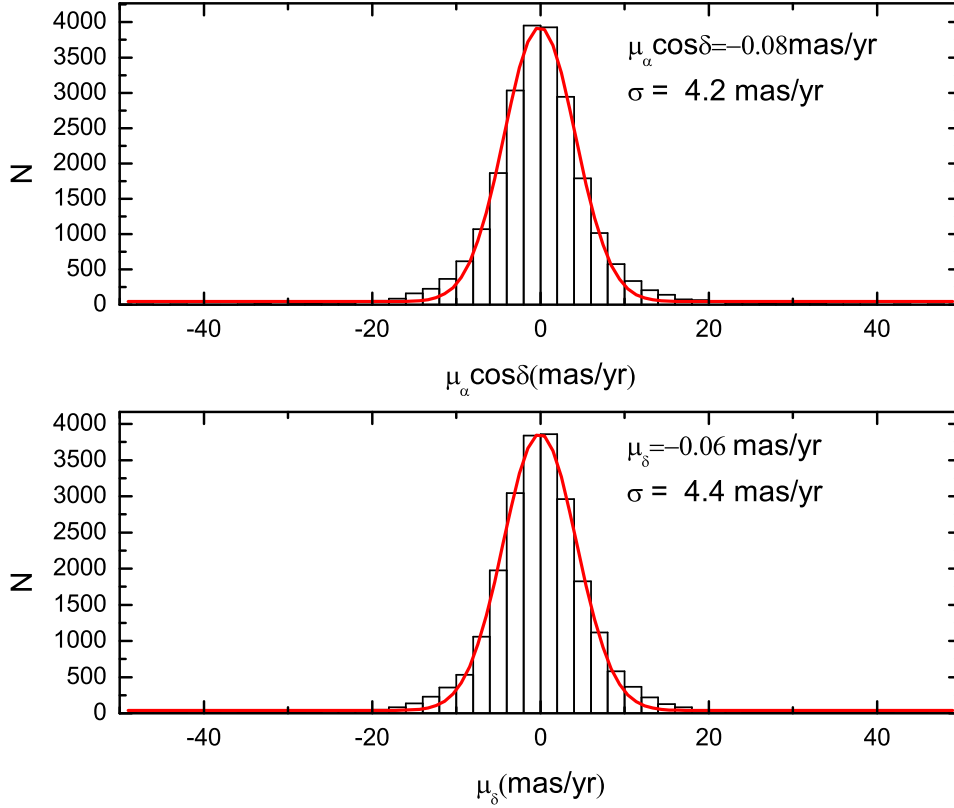


Fig. 2.— The proper motion distributions of SDSS spectroscopically confirmed quasars in SCUSS catalog. The upper panel is for  $\mu_\alpha \cos \delta$  and the lower panel is for  $\mu_\delta$ . Only quasars with the absolute values of proper motions less than 50 mas/yr are used for the Gaussian function fitting. The red solid line in each panel is the best-fitting Gaussian function. The best-fitting parameters of the Gaussian function including the means and the dispersions are labeled in each panel.

#### 4.1. Influence of the Position on the Proper Motion

The scatters of  $\mu_\alpha \cos \delta$  (upper) and  $\mu_\delta$  (lower) of the selected quasar sample as a function of  $\alpha$  and  $\delta$  are shown in Figures 3 and 4, respectively. In order to derive the position-dependent error of the proper motions, quasars are divided into different position groups with a group size of  $5^\circ$  (in declination) and  $10^\circ$  (in right ascension). In Figures 3 and 4, red points and red error bars show the systematic and random errors of the quasar proper motions in different groups. As mentioned above, the systematic and random errors correspond to the mean and dispersion of the best fit Gaussian function of the distribution of proper motions for quasar groups.

Figure 3 shows that, for  $\mu_\alpha \cos \delta$ , there is no significant dependence of the systematic or random errors in the  $\alpha$  direction. The systematic errors of  $\mu_\alpha \cos \delta$  for quasar groups are small and fluctuate around zero. The random errors of  $\mu_\alpha \cos \delta$  are about 4 mas/yr. In addition, there is also no significant dependence of the errors of  $\mu_\delta$  in  $\alpha$  direction. The systematic errors of  $\mu_\delta$  fluctuate around zero. The random errors of  $\mu_\delta$  are around 4 mas/yr and do not significantly change with  $\alpha$ . From Figure 4, we can see that there is no significant relation between error (systematic and random error) of proper motions and  $\delta$ . The absolute values of systematic errors of  $\mu_\alpha \cos \delta$  and  $\mu_\delta$  for most quasar groups are less than 0.1 mas/yr and fluctuate around zero. The random errors of proper motions are about 4 mas/yr. So, from Figures 3 and 4, we can find that the PdE of SCUSS proper motion catalog is well eliminated and the random errors of the proper motions do not significantly change with position.

#### 4.2. Influence of the Magnitude and Color on the Proper Motion

Figure 5 shows the histogram of SCUSS  $u$ -band magnitude distribution of quasar sample. The quasar sample covers the SCUSS  $u$ -band magnitude from 16.0 to 24.0 mag. Quasars are divided into different magnitude groups with a group size of 1 mag. Figure 6 shows the scatters of  $\mu_\alpha \cos \delta$  (upper) and  $\mu_\delta$  (lower) of quasar sample as a function of SCUSS  $u$ -band magnitude. In Figure 6, the red points and red error bars show the systematic and random errors of quasar proper motions in different groups.

From Figure 6, we can see that no MdE of the proper motions is found. The systematic errors of  $\mu_\alpha \cos \delta$  and  $\mu_\delta$  are both small. The random error of proper motions increases from the brightest end of the magnitude group to the faintest end of the magnitude group. For  $\mu_\alpha \cos \delta$ , the random error goes up from 2.5 mas/yr for quasars brighter than  $u = 18$  mag to 7.5 mas/yr for quasars fainter than  $u = 22$  mag. For  $\mu_\delta$ , the random error goes up from 2.6 mas/yr for quasars brighter than  $u = 18$  mag to 7.1 mas/yr for quasars fainter than

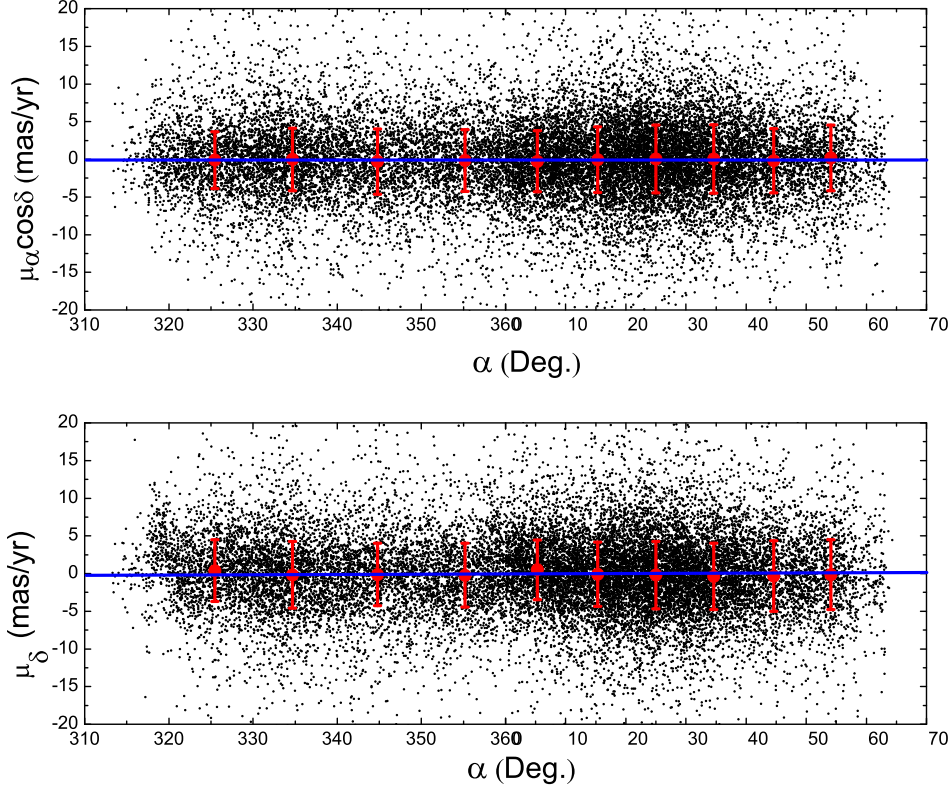


Fig. 3.— The scatter of proper motions  $\mu_\alpha \cos \delta$  (upper) and  $\mu_\delta$  (lower) for SDSS spectroscopically confirmed quasars in SCUSS catalog as a function of coordinates in fields located in the right ascensions from  $0^\circ$  to  $70^\circ$  and from  $310^\circ$  to  $360^\circ$ . The systematic and random errors are showed as red points and red error bars in each panel.

$u = 22$  mag. The increasing of the random error may be caused by the large measuring errors of the fainter sources on image.  $\sigma_\mu = a + b \times \exp(-m/c)$  is used to describe the random error of proper motions as a function of magnitude, where  $\sigma_\mu$  is the random error of proper motions,  $a$ ,  $b$ , and  $c$  are the unknown parameters to be fitted, and  $m$  is the SCUSS  $u$ -band magnitude. Table 2 lists the best fit parameters for proper motions in right ascension and declination.

The scatters of  $\mu_\alpha \cos \delta$  (upper) and  $\mu_\delta$  (lower) of quasars as a function of SDSS  $g - r$  color are shown in Figure 7. Quasars with  $g - r$  color of between  $-0.25$  and  $1.75$  are divided into different color groups with a group size of  $0.3$ . There is no relation between error of proper motions and color. The absolute values of systematic errors of  $\mu_\alpha \cos \delta$  and  $\mu_\delta$  are around  $0.1$  mas/yr. The random errors of  $\mu_\alpha \cos \delta$  and  $\mu_\delta$  are both about  $4.0$  mas/yr. The

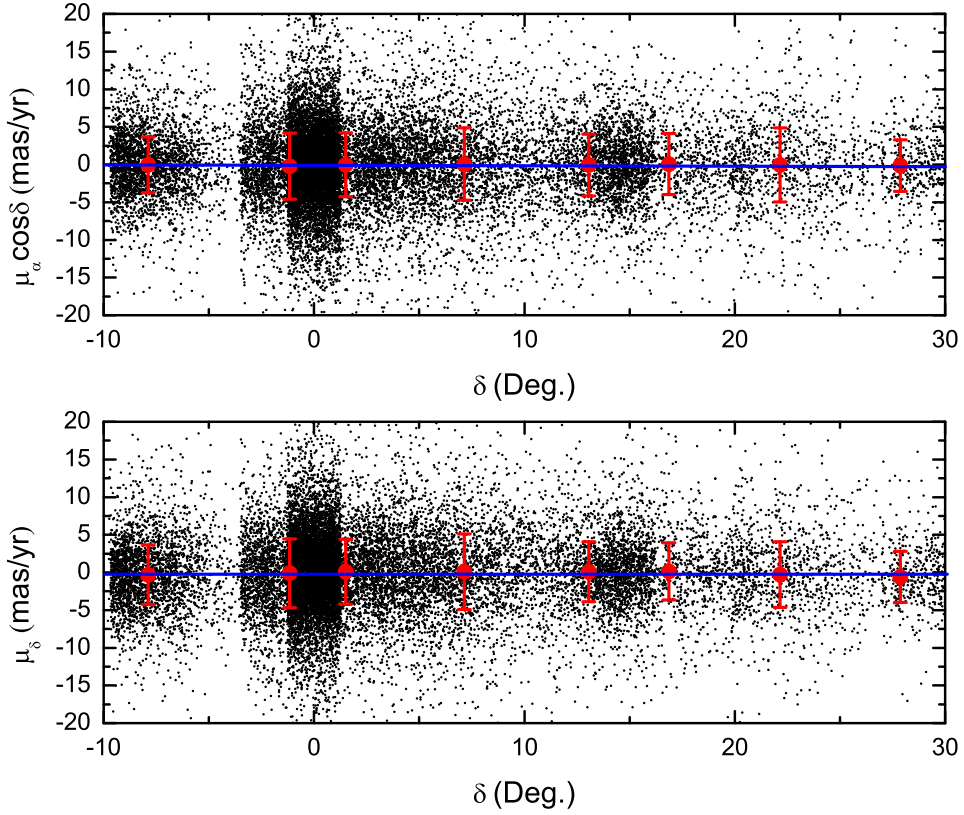


Fig. 4.— The scatter of proper motions  $\mu_\alpha \cos \delta$  (upper) and  $\mu_\delta$  (lower) for SDSS spectroscopically confirmed quasars in SCUSS catalog as a function of coordinates in fields located in the declination from  $-10^\circ$  to  $30^\circ$ . The systematic and random errors are showed as red points and red error bars.

CdE of SCUSS proper motion catalog is well eliminated. The random error of SCUSS proper motion catalog does not significantly change with color.

## 5. COMPARISON OF PROPER MOTIONS BETWEEN SCUSS AND SDSS CATALOG

Comparing the SCUSS proper motion catalog with other catalogs can estimate the external error of proper motions. The SDSS proper motion catalog (Munn et al. 2004, 2008; Ahn et al. 2012) covers most of the SCUSS fields. We compare the proper motions between SCUSS and SDSS catalog. The SDSS proper motion catalog is derived by combining SDSS and re-calibrated USNO-B astrometry. For SDSS proper motion catalog, the random errors

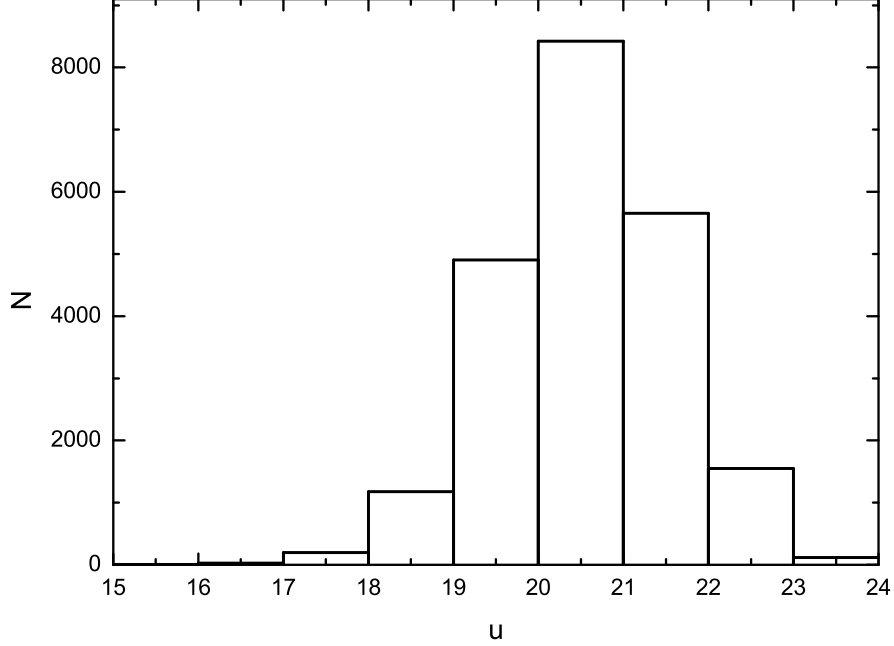


Fig. 5.— The SCUSS  $u$ -band magnitude distribution for SDSS spectroscopically confirmed quasars in SCUSS catalog.

in right ascension and declination are about 4.2 mas/yr and 3.7 mas/yr, respectively (Munn et al. 2004). The median proper motion for all the quasar sample is about 0.2 mas/yr, but the systematic errors can be larger by a factor of 2 - 3 in small sky patches (Bond et al. 2010; Ahn et al. 2012).

The common stars between SCUSS catalog and SDSS catalog are eslected and divided into different position ( $\alpha$ ,  $\delta$ ) and magnitude groups. The means and the dispersions of differences of proper motions in different common star groups are derived. The mean differences of proper motions as a function of  $\alpha$  are plotted in Figure 8. The upper panel is the mean differences of  $\mu_\alpha$  of stars and the lower panel is the mean differences of  $\mu_\delta$  of stars. Figure 8 shows that, for many regions, the mean differences of proper motions between SDSS and SCUSS are small. From the upper panel of Figure 8, we can see that, in the region  $60^\circ < \alpha < 70^\circ$ , the absolute values of mean differences of  $\mu_\alpha$  of common stars are about 1.5 mas/yr. The lower panel shows that, in the region  $0^\circ < \alpha < 10^\circ$ ,  $60^\circ < \alpha < 70^\circ$ ,  $310^\circ < \alpha < 320^\circ$  and  $320^\circ < \alpha < 330^\circ$ , the absolute values of mean differences of  $\mu_\delta$  of common stars are about 1.0 mas/yr. However, in the region  $\alpha = 320^\circ$ , the absolute value of mean difference of  $\mu_\delta$  of

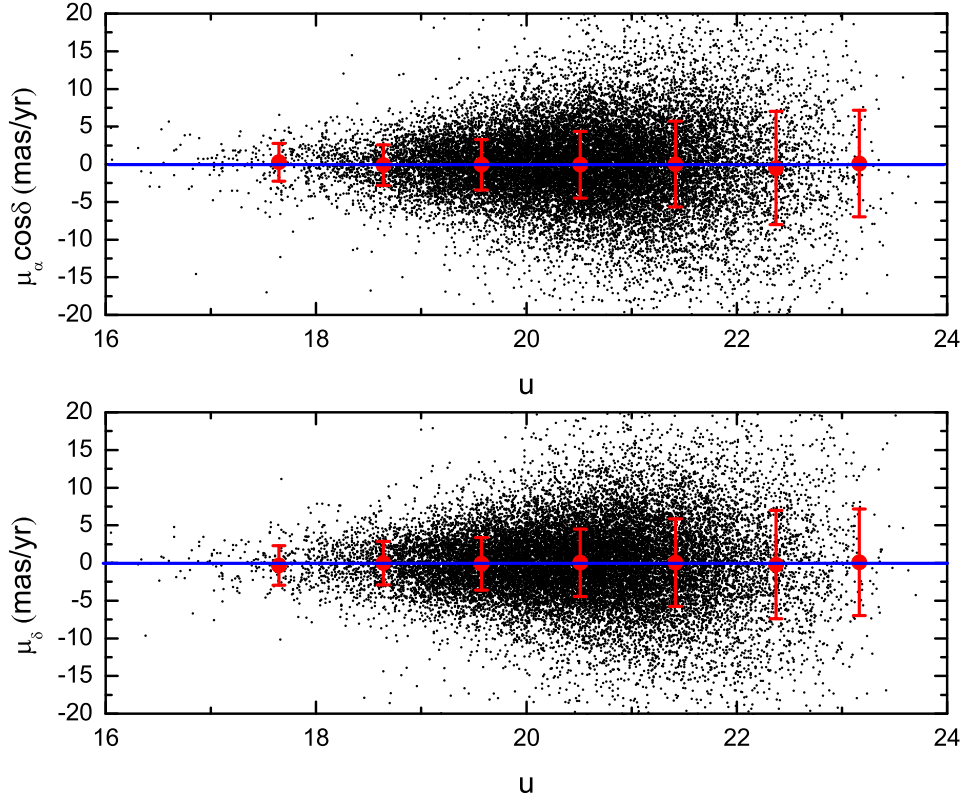


Fig. 6.— The scatter of proper motions  $\mu_\alpha \cos \delta$  (upper) and  $\mu_\delta$  (lower) for SDSS spectroscopically confirmed quasars in SCUSS catalog as a function of the SCUSS  $u$ -band magnitude from 16 to 24 mag. The systematic and random errors for quasar groups are showed as red points and red error bars.

stars reaches about 3.5 mas/yr. In most regions, the mean differences of the proper motions are smaller than the random errors of SDSS and SCUSS proper motions. The means and dispersions of differences of proper motions as a function of  $\delta$  are plotted in Figure 9. From Figure 9, we can see that the mean differences of proper motions between SDSS and SCUSS are small. The absolute values of mean differences are less than 0.5 mas/yr.

The means and dispersions of differences of proper motions as a function of SCUSS  $u$ -band magnitude are plotted in Figure 10. Figure 10 shows that, in the magnitude range  $u > 17$  mag, the mean differences of proper motions between SDSS and SCUSS are small and the dispersion of the differences of proper motions increases with magnitude.



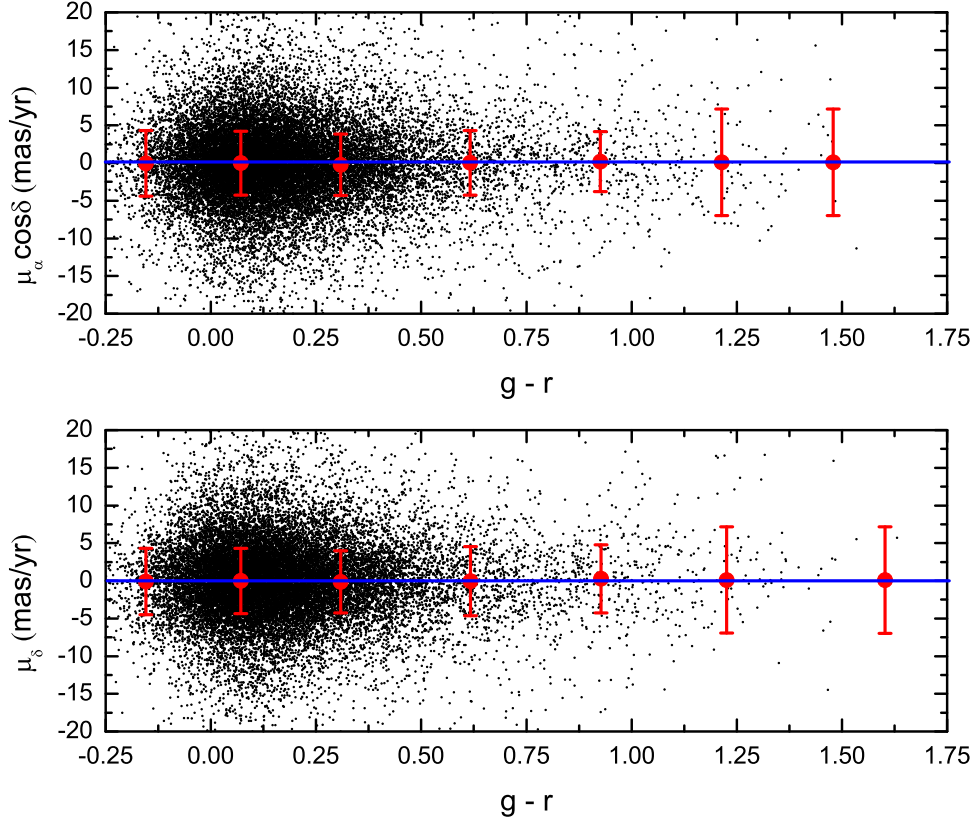


Fig. 7.— The scatter of proper motions  $\mu_{\alpha} \cos \delta$  (upper) and  $\mu_{\delta}$  (lower) for SDSS spectroscopically confirmed quasars in SCUSS catalog as a function of the SDSS  $g - r$  color from  $-0.25$  to  $1.75$ . The systematic and random errors for quasar groups are showed as red points and red error bars.

## 6. CONCLUSION

The absolute proper motions of SCUSS program are computed by combining the SCUSS and GSC-II. The basic method of calculation of absolute proper motions follows that of APOP. The measured coordinates  $(x, y)$  of objects instead of equatorial coordinates are used to calculate the absolute proper motions. The stellar sources with good imaging quality are used to eliminate the PdE between the reference and program image. The galaxies with good imaging quality are used to eliminate the MdE, CdE and the residual PdE.

The 22831 common quasars among SCUSS and SDSS are selected to test the properties of SCUSS proper motion catalog. The systematic errors of the proper motions are  $-0.08$  and  $-0.06$  mas/yr in  $\mu_{\alpha} \cos \delta$  and  $\mu_{\delta}$ . In addition, the random errors of the proper motions

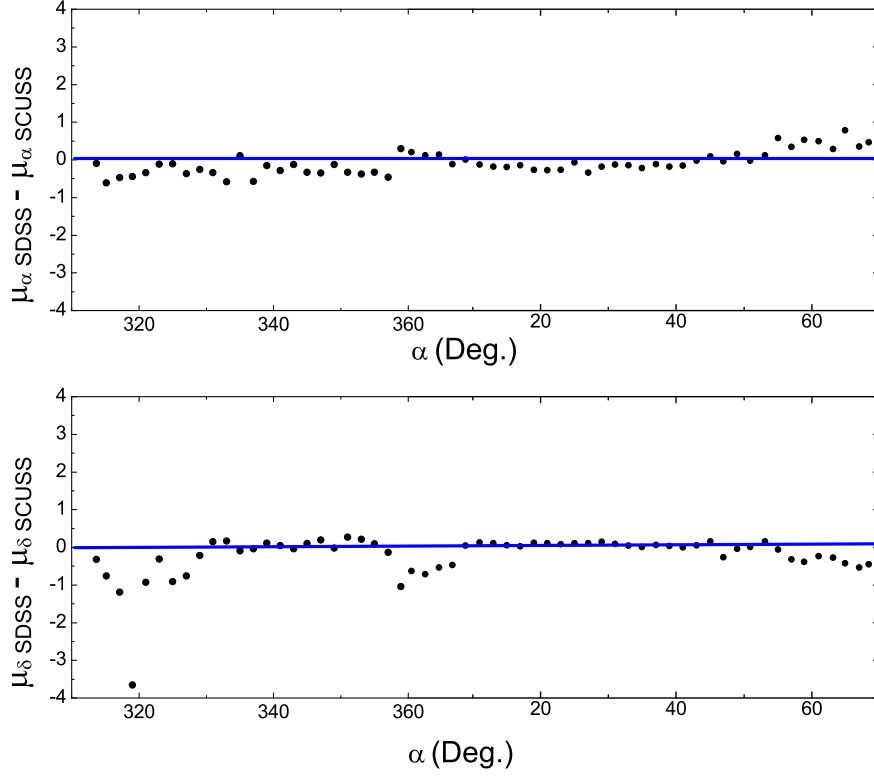


Fig. 8.— The mean differences of proper motions  $\mu_\alpha$  (upper) and  $\mu_\delta$  (lower) of common stars between SDSS and SCUSS as a function of  $\alpha$ . The typical dispersion of differences of proper motions is about 5 mas/yr.

are 4.2 and 4.4 mas/yr in  $\mu_\alpha \cos \delta$  and  $\mu_\delta$ . We made a detailed analysis of the obtained proper motions in order to determine the position-, magnitude- and color- dependent errors of the proper motions. Finally, we find that the PdE, MdE and CdE of SCUSS proper motion catalog are small. The position- and color- dependent random errors remain about the same. The random errors of  $\mu_\alpha \cos \delta$  and  $\mu_\delta$  increase with magnitude. Beyond that, no significant relations between errors (systematic and random) and the position, magnitude and color are found.

The common stars between SCUSS and SDSS catalog are selected. The means and dispersions of differences of proper motions between SCUSS and SDSS are derived. The mean differences of proper motions between SDSS and SCUSS as a function of  $\alpha$  are small except for some regions. There is no relation between the mean differences of proper motions and  $\delta$ . The mean differences of proper motions are small in magnitude region  $u > 17$  mag.

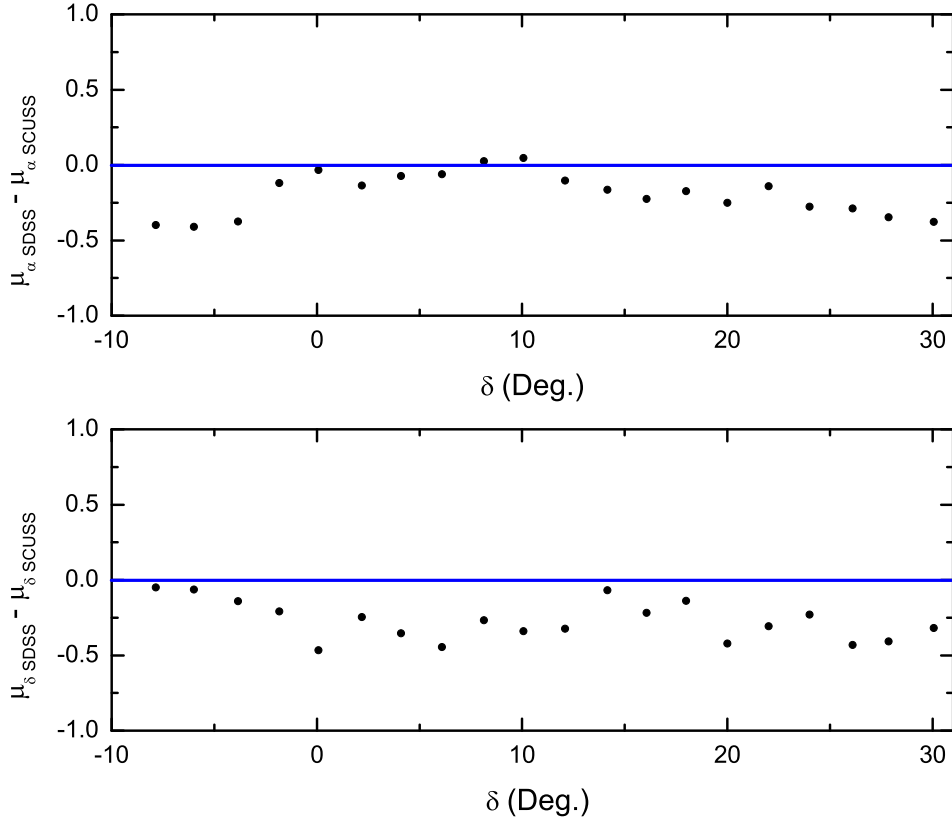


Fig. 9.— The mean differences of proper motions  $\mu_{\alpha}$  (upper) and  $\mu_{\delta}$  (lower) of common stars between SDSS and SCUSS as a function of  $\delta$ . The typical dispersion of differences of proper motions is about 5 mas/yr.

The SCUSS proper motion catalog with small systematic error and low random error can be used for many astronomical studies such as the Galaxy disk kinematics, substructure of the Galaxy and Galaxy rotation curve.

The release of the SCUSS proper motion catalog is in preparation. The final version of the SCUSS proper motion catalog will be available when the SCUSS data becomes public. If you need a preliminary version of SCUSS proper motion catalog, you can email Xiyan Peng (xypeng@bao.ac.cn).

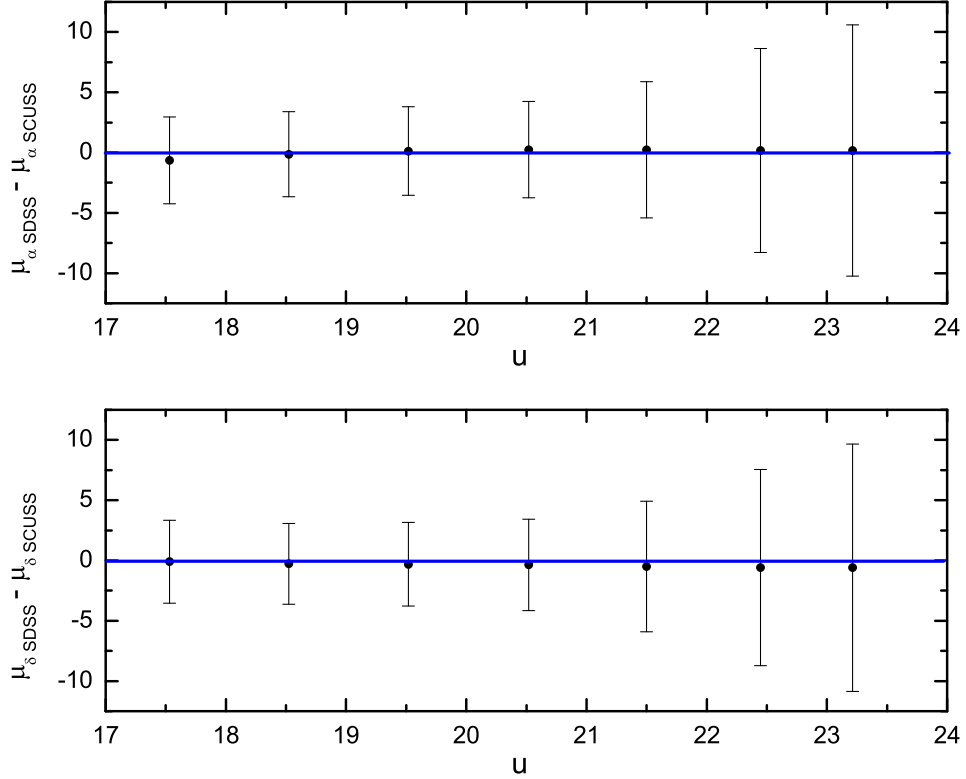


Fig. 10.— The means and dispersions of differences of proper motions  $\mu_{\alpha}$  (upper) and  $\mu_{\delta}$  (lower) of common stars between SDSS and SCUSS as a function of the SCUSS  $u$ -band magnitude.

## ACKNOWLEDGMENTS

We would like to thank the anonymous referee for providing rapid and thoughtful report that helped improve the original manuscript greatly. This work is supported by National Basic Research Program of China (973 Program), No.2014CB845702, No. 2014CB845704, and No. 2013CB834902. This work is also supported by the National Natural Science Foundation of China (NSFC, Nos.11433005, 11373035, 11373033, 11373003, 11273003, 11203034, 11203031, 11303038, 11303043). The project is managed by the National Astronomical Observatory of China and Shanghai Astronomical Observatory. This work is also supported by the joint fund of Astronomy of the National Nature Science Foundation of China and the Chinese Academy of Science, under Grants U1231113. The SCUSS is funded by the Main Direction Program of Knowledge Innovation of Chinese Academy of Sciences (No. KJCX2-EW-T06). It is also an international cooperative project between National Astro-

nomical Observatories, Chinese Academy of Sciences and Steward Observatory, University of Arizona, USA. Technical supports and observational assistances of the Bok telescope are provided by Steward Observatory.

## REFERENCES

- Ahn, C. P., Alexandroff, R., Allende, P. C., et al. 2012, *ApJS*, 203, 21
- Bertin, E., Arnouts, S. 1996, *A&AS*, 117, 393
- Bond, N. A., Ivezić, Ž., Sesar, B., et al. 2010, *ApJ*, 716, 1
- Gunn, J. E., et al. 1998, *AJ*, 116, 3040
- Jia, Y. P., et al. 2014, *MNRAS*, 441, 503
- Lasker, B. M., Lattanzi, M. G., McLean, B. J., et al. 2008, *AJ*, 136, 735
- Lupton, R., Gunn, J. E., Ivezić, Ž., Knapp, G. R., Kent, S., & Yasuda, N. 2001, in *ASP Conf. Ser. 238, Astronomical Data Analysis Software and Systems X*, ed. F. R. Harnden, Jr., F. A. Primini, & H. E. Payne (San Francisco: ASP), 269
- Monet, D. G., et al. 2003, *AJ*, 125, 984
- Munn, J. A., Monet, D. G., Levine, S. E., et al. 2004, *AJ*, 127, 3034
- Munn, J. A., Monet, D. G., Levine, S. E., et al. 2008, *AJ*, 136, 895
- Qi, Z. X., Yu, Y., Tang Z. H. The research on the calibration of absolute proper motion (in Chinese). *Sci Sin-Phys Mech Astro*, 2012, doi: 10.1360/132012-191
- Qi, Z. X., et al. 2014, *AJ*, submitted
- Stoughton, C., Lupton, R. H., Bernardi, M. 2002, *AJ*, 123, 485S
- Wu, Z. Y., Ma, J., Zhou, X. 2011, *PASP*, 123, 1313
- York, D. G., et al. 2000, *AJ*, 120, 1579
- Zacharias, N., et al. 2013, *AJ*, 145, 44
- Zou, H., et al. 2014, *AJ*, in preparation
- Zhou, X., et al. 2014, *RAA*, in preparation



Table 1: Plate Information from GSC-II

Survey	Epoch	Band	Depth	plates used	sky coverage
Pal-QV	1983-85	$V_{12}$	19.5	103	$\delta \geq 0^\circ$
SERC-EJ	1979-88	$B_J$	23.0	72	$-15 < \delta \leq 0$
POSS-I E	1950-1958	$E$	20.0	144	$\delta \geq -30$
POSS-II O	1950-1958	$O$	21.0	143	$\delta \geq -30$
POSS-III J	1987-00	$B_J$	22.5	141	$\delta \geq 0$
POSS-III F	1987-99	$R_F$	20.8	141	$\delta \geq 0$
POSS-III N	1989-02	$I_N$	19.5	139	$\delta \geq 0$
SERC ER	1990-98	$R_F$	22.0	93	$-15 < \delta \leq 0$
SERC I	1990-02	$I_N$	19.5	93	$\delta \leq 0$

Table 2: Best-Fitting Parameters to Describe the Magnitude Dependence of the Random Errors of Proper Motions

Type of $\sigma_\mu$	a	b	c
$\mu_\alpha \cos \delta$	-4.78	1.08	-9.47
$\mu_\delta$	-4.77	1.23	-10.07