

# Fermi LAT detection of two high Galactic latitude gamma-ray sources, Fermi J1049.7+0435 and J1103.2+1145

Masaki Nishimichi, Takeshi Okuda and Masaki Mori

*Department of Physical Sciences, Ritsumeikan University, Kusatsu, Shiga 525-8577, Japan*

Philip G. Edwards

*CSIRO Astronomy and Space Science, PO Box 76, Epping NSW 1710, Australia*

Jamie Stevens

*CSIRO Astronomy and Space Science, Locked Bag 194, Narrabri NSW 2390, Australia*

During a search for gamma-ray emission from NGC 3628 (Arp 317), two new unidentified gamma-ray sources, Fermi J1049.7+0435 and J1103.2+1145 have been discovered [15]. The detections are made in data from the Large Area Telescope (LAT), on board the Fermi Gamma-ray Space Telescope, in the 100 MeV to 300 GeV band during the period between 2008 August 5 and 2012 October 27. Neither is coincident with any source listed in the 2FGL catalogue [17]. Fermi J1049.7+0435 is at Galactic coordinates  $(l, b) = (245.34^\circ, 53.27^\circ)$ ,  $(\alpha_{J2000}, \delta_{J2000}) = (162.43^\circ, 4.60^\circ)$ . Fermi J1103.2+1145 is at Galactic coordinates  $(l, b) = (238.85^\circ, 60.33^\circ)$ ,  $(\alpha_{J2000}, \delta_{J2000}) = (165.81^\circ, 11.75^\circ)$ . Possible radio counterparts are found for both sources, which show flat radio spectra similar to other Fermi LAT detected AGN, and their identifications are discussed. These identification have been supported by snap-shot observations with the Australia Telescope Compact Array at several epochs in 2013 and 2014,

## I. INTRODUCTION

The Second Fermi LAT source catalog [17] includes as many as 1,873 sources, but initial attempts to identify counterparts at other wavelengths resulted in 575 sources remaining unidentified. The 2FGL catalog is based on the first 24 months of LAT observation since its launch in 2008, but the LAT has now accumulated more than 5 years of high-energy gamma-ray data almost flawlessly, presenting the possibility of finding new sources which were too faint to be detected in the first two years of data or showed flaring activity after the catalog was created.

In this paper we report on two new gamma-ray sources serendipitously discovered in the constellation Leo and discuss possible counterparts based on radio observations including recent snap-shots with the Australia Telescope Compact Array[23].

## II. ANALYSIS

Our original aim was to search for gamma-ray emission from NGC 3628 (Arp 317), one of the three galaxies called the ‘Leo Triplet’, for which possible starburst activity has been reported based on XMM observations [22]. Five years of archival data of Fermi LAT has been analyzed using the Fermi Science Tools supplied by Fermi Science Support Center ([8], Fermi Science Tools v9r23p1). The energy range used in the present analysis was from 100 MeV to 300 GeV. ‘Source’ class events detected at zenith angles smaller than  $100^\circ$  were used for analysis, assuming ‘P7SOURCE\_V6’ instrument response func-

tion along with the standard analysis pipeline suggested by FSSC. The significance of gamma-ray signal has been estimated by maximum likelihood method with a help of the `gtlike` program (which we used in the binned mode) included in the tools. The data periods for this studies span from 2008 August 4 to 2012 October 27.

For NGC 3628 (Arp 317), the test statistic,  $TS$ , returned by `gtlike` is consistent with zero, indicating there is no evidence of gamma-ray emission. Thus we calculated upper limits to gamma-ray flux from NGC 3628 of  $1.4 (1.3) \times 10^{-9} \text{ cm}^{-2} \text{ s}^{-1}$ , at 95% C.L., above 100 MeV for the period 2008 August 4 to 2010 July 31 (2010 July 31 to 2012 October 27). This is translated to gamma-ray luminosity upper limit of  $2.5 (2.3) \times 10^{43} \text{ erg s}^{-1}$  assuming the distance of 12 Mpc which is derived as the median of 8 measurements, which range from 6.7 to 14.2 Mpc [14].

During the study of NGC 3628, we noticed two rather bright gamma-ray sources in the field of view centered on NGC 3628 and within a radius of  $15^\circ$  [15]. They are not coincident with any source listed in the 2FGL catalogue [17] nor in the 3EG catalogue [11]. Figure 1 shows a gamma-ray countmap of this area. The positions for these sources were estimated using the `gttsmap` program which calculates the  $TS$  value assuming an unknown source at various positions in the field-of-view of interest, and the maximum  $TS$  values were obtained for positions shown in the Table I. The errors of the positions are conservatively estimated as the radius at which the  $TS$  value drops to the half value.

Figures 2 and 3 show the time variation of gamma-ray fluxes of the newly detected sources in half-year

TABLE I: Best positions of new sources

| Name         | $\alpha_{J2000}$ (deg) | $\delta_{J2000}$ (deg) | $\ell^{\text{II}}$ (deg) | $b^{\text{II}}$ (deg) | error radius (arcmin) |
|--------------|------------------------|------------------------|--------------------------|-----------------------|-----------------------|
| J1049.7+0435 | 162.43                 | 4.60                   | 245.34                   | 53.27                 | 51                    |
| J1103.2+1145 | 165.81                 | 11.75                  | 238.85                   | 60.33                 | 66                    |

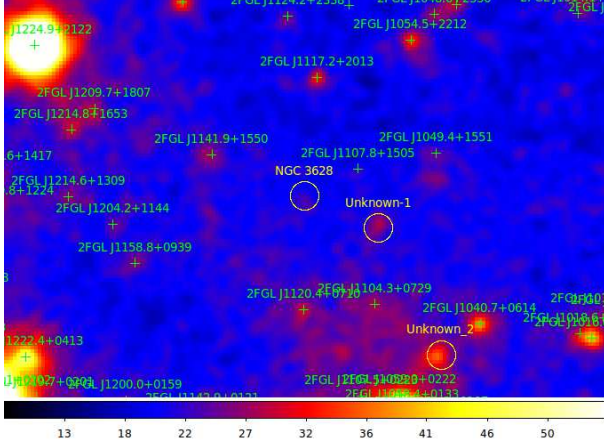


FIG. 1: Gamma-ray countmap around the NGC 3628 region. The map is created in  $0.1^\circ$  grid and smoothed for the data during 2008 August 05 to 2013 July 03. 2FGL sources are annotated, and two new gamma-ray sources are marked as ‘Unknown\_1’ (J1103.2+1145) and ‘Unknown\_2’ (J1049.7+0435).

bins. For these plots we added data until 2013 October 10. One can see in the first two years their fluxes are below the detection threshold ( $TS < 25$ ), which is why they are not listed in the 2FGL catalog based on data over the similar period [17]. The first of our two sources has subsequently been detected in the Fermi All-sky Variability Analysis [4] and catalogued as 1FAV J1051+04.

### III. DISCUSSION

The variability of both sources display at gamma-ray energies suggests they are more likely to be AGN than members of other populations of identified gamma-ray sources [16]. The gamma-ray spectral indices are more consistent with those of flat spectrum radio quasars (FSRQs) than of BL Lac objects [2]: FSRQs are on average found to be more variable than BL Lac objects [2, 16].

Mattox et al. [12, 13] showed that (extragalactic) gamma-ray sources were more likely to be associated with brighter radio sources, and in particular those sufficiently compact to be detectable in VLBI observations. Radio compactness is generally associated with

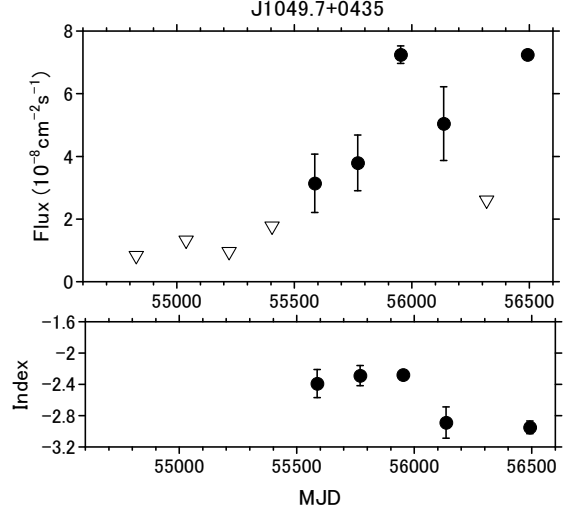


FIG. 2: Time variation of gamma-ray flux of J1049.7+0435 in half-year bins for the period from 2008 August 5 to 2013 October 10. Triangles are upper limits (95% C.L.).

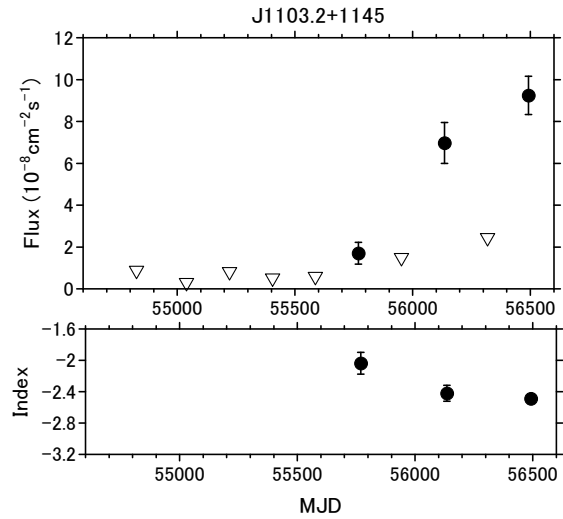


FIG. 3: Time variation of gamma-ray flux of J1103.2+1145 in half-year bins for the period from 2008 August 5 to 2013 October 10. Triangles are upper limits (95% C.L.).

a flatter radio spectrum, resulting from synchrotron self-absorption at lower frequencies, which is also a characteristic of Fermi-detected AGN [1]. (Although, as noted by, e.g., Ref. [7], radio spectral indices determined from single dish observations are affected by steeper-spectrum radio lobes in some sources, which disguise the presence of a flat-spectrum radio core.)

We have, therefore, searched for potential counterparts in the Green Bank 6-cm (GB6 [9]) catalog and determined spectral indices between 20 cm and 6cm using the NRAO VLA Sky Survey (NVSS [6]) catalog.

The closest GB6 radio source to J1049.7+0435 is GB6 J1050+0432, with an angular separation of 7 arcmin. The source has a flux density of  $99 \pm 10$  mJy at 4.8 GHz, and the corresponding 20 cm source, NVSS J105010+043251, has a flux density of 101.2 mJy, yielding a spectral index  $\alpha$  (where  $S \propto \nu^{+\alpha}$ ) of 0.0. Two fractionally brighter GB6 sources have both larger angular offsets and significantly flatter spectra: GB6 J1049+0505, 113 mJy, 30 arcmin separation,  $\alpha = -0.8$ ; GB6 J1051+0449, 101 mJy, 29 arcmin separation,  $\alpha = -0.9$ . We note that the GB6 and NVSS flux densities were made some years apart, and so these spectral indices should be taken as representative values rather than absolute measurements. As this declination range is also covered by the Parkes-MIT-NRAO equatorial survey [10], we can compare the GB6 value with that PMN J1050+0432, which has a 4.8 GHz flux density of  $98 \pm 12$  mJy.

For J1105.2+1145, the closest GB6 source is GB6 J1103+1158, with an angular separation of 14 arcmin. The source has a 4.8 GHz flux density of  $306 \pm 27$  mJy, with the corresponding 20 cm source, NVSS J110303+115816, having a flux density of 262.6 mJy, resulting in a spectral index of 0.1. Other relatively bright GB6 sources in the area are further away and with steeper spectral indices: GB6 J1103+1114, 116 mJy, 31 arcmin,  $\alpha = -0.7$ ; GB6 J1104+1103, 277 mJy, 46 arcmin,  $\alpha = -0.8$ . A Seyfert 1 galaxy, Mrk 728, is 0.89 deg from J1103.2+1145 and is not likely the counterpart. GB6 J1103+1158 corresponds to the quasar SDSS 110303.52+115816.5, which lies at a redshift of 0.912 [20]. Furthermore, the quasar has been detected in the VLBA Calibrator Survey VLBI observations [18], confirming the presence of a compact core in this radio-loud AGN.

Catalogued radio positions and flux densities for the two sources are tabulated in Table II.

We have additionally made snap-shot observations of J1049.7+0435 and J1103.2+1145 (at their NVSS positions) with the Australia Telescope Compact Array at several epochs in 2013 and 2014, as part of an on-going program to monitor gamma-ray sources [21] with the measured flux densities are listed in Table III. The observations at 17 GHz and 38 GHz were preceded by a pointing scan on a nearby bright compact source to refine the global pointing model. Data were processed in Miriad in the standard manner. Flux

density calibration was bootstrapped to the standard ATCA flux density calibrator, PKS 1934–638. Errors are conservatively estimated as 5% at lower frequencies and 10% at highest frequencies, where these include statistical and systematic errors, with the latter dominating.

GB6 J1050+0432 has brightened considerably, by a factor of 2.7, since the GB6 and PMN observations (which date back to the late 1980s and early 1990s), and has an inverted spectrum with  $\alpha \sim 0.25$ , strengthening the case for an association with J1049.7+0435. Note also the increased gamma-ray flux in the latest half year (Fig.2).

GB6 J1103+1158 is a little fainter than the catalogued GB6 value, however the ATCA observations confirm that the spectral index remains flat, at  $\alpha \sim -0.1$ , up to 38 GHz. There is no evidence of significant variability over the 4 months spanned by these observations, however comparison with the GB6 flux density indicates the presence of longer timescale variability.

We have also examined the ASDC Sky Explorer (ASDC [5]) and NASA/IPAC Extragalactic Database (NED [14]) for other possible counterparts, but we did not find any good candidates nearer than radio sources mentioned above.

In the light of the above facts, we tentatively identify both gamma-ray sources with the radio sources mentioned above. Petrov et al. [19] make a detailed consideration of the utility of radio observations in finding counterparts to unidentified Fermi sources. The associations proposed here would be strengthened by improved gamma-ray localisations, and/or evidence of contemporaneous multi-wavelength flaring, and, in the case of GB6 J1050+0432, with VLBI observations to determine whether the source contains a compact, parsec-scale, radio core.

#### IV. CONCLUSIONS

A search for gamma-rays from NGC 3628 (Arp 317), for which possible starburst activity has been reported, found no evidence for  $>100$  MeV emission. However, two new GeV sources, Fermi J1049.7+0435 and J1103.2+1145, have been found near the Leo Triplet region using Fermi-LAT archival data spanning 5 years. The fluxes for both sources increase over the 5 yr period: thus they are not included in 2FGL catalog. Their flux variability and spectral indices are compatible with those of gamma-ray detected AGN. Based on angular separation, radio flux density and spectral index, we associate J1049.7+0435 with GB6 J1050+0432, and J1103.2+1145 with the quasar GB6 J1103+1158. Further multiwavelength studies are required to confirm these identifications.

TABLE II: Possible radio counterparts,

| Gamma-ray source | catalog (frequency) | RA (J2000)  | Dec (J2000) | Radio flux density (mJy) |
|------------------|---------------------|-------------|-------------|--------------------------|
| J1049.7+0435     | NVSS (1.4 GHz)      | 10 50 10.06 | +04 32 51.3 | 101.2                    |
|                  | GB6 (4.8 GHz)       | 10 50 08.6  | +04 32 37   | 99                       |
| J1103.2+1145     | NVSS (1.4 GHz)      | 11 03 03.55 | +11 58 16.6 | 262                      |
|                  | GB6 (4.8 GHz)       | 11 03 03.7  | +11 58 20   | 306                      |

TABLE III: ATCA radio observations (unit: mJy). See text for details.

| Gamma-ray source | Epoch       | 5.5 GHz | 9.0 GHz | 17 GHz | 38 GHz |
|------------------|-------------|---------|---------|--------|--------|
| GB6 J1050+0432   | 2013 Oct 20 | 276     | 311     | 371    |        |
|                  | 2014 Apr 7  |         |         | 430    |        |
|                  | 2014 Sep 14 | 274     | 341     | 275    | 265    |
| GB6 J1103+1158   | 2013 May 10 | 254     | 238     | 216    | 230    |
|                  | 2013 Aug 20 | 254     | 245     |        |        |
|                  | 2013 Sep 8  | 246     | 230     |        |        |
|                  | 2014 Apr 7  | 237     | 265     | 173    | 147    |
|                  | 2014 Sep 14 | 210     | 210     | 209    | 225    |

### Acknowledgments

This work is supported in part by the Grant-in-Aid from the Ministry of Education, Culture, Sports, Science and Technology (MEXT) of Japan, No. 22540315. The Australia Telescope Compact Array is part of the Australia Telescope National Fa-

cility which is funded by the Commonwealth of Australia for operation as a National Facility managed by CSIRO. Leonid Petrov is acknowledged for his independent suggestion of GB6 J1103+1158 as the possible counterpart to J1103.2+1145.

- 
- [1] Abdo, A.A. et al., *Astrophys. J.*, 2010, 715, 429
  - [2] Ackermann, M. et al. 2011, *Astrophys. J.*, 743, 171
  - [3] Ackermann, M. et al. 2012, *Astrophys. J.*, 753, 83
  - [4] Ackermann, M. et al. 2013, *Astrophys. J.*, 771, 57
  - [5] ASI Science Data Center (ASDC), <http://www.asdc.asi.it/>
  - [6] Condon, J. J., Cotton, W. D., Greisen, E. W., et al. 1998, *Astron. J.*, 115, 1693
  - [7] Edwards, P. G. 2005, *Astrophys. Sp. Sci.*, 297, 31
  - [8] Fermi Science Support Center (FSSC), <http://fermi.gsfc.nasa.gov/ssc/>
  - [9] Gregory, P. C., Scott, W. K., Douglas, K., & Condon, J. J. 1996, *Astrophys. J. Suppl.*, 103, 427
  - [10] Griffith, M. R., Wright, A. E., Burke, B. F., & Ekers, R. D. 1995, *Astrophys. J. Suppl.*, 97, 347
  - [11] Hartman, R. C., Bertsch, D. L., Bloom, S. D., et al. 1999, *Astrophys. J. Suppl.*, 123, 79
  - [12] Mattox, J. R., Schachter, J., Molnar, L., Hartman, R. C., & Patnaik, A. R. 1997, *Astrophys. J.*, 481, 95
  - [13] Mattox, J. R., Hartman, R. C., & Reimer, O. 2001, *Astrophys. J. Suppl.*, 135, 155
  - [14] NASA/IPAC Extragalactic Database (NED), <http://ned.ipac.caltech.edu/>
  - [15] Nishimichi, M. & Mori, M., 2013, *Astronomer's Telegram*, #4949
  - [16] Nolan, P. L., Tompkins, W. F., Grenier, I. A., & Michelson, P. F. 2003, *Astrophys. J.*, 597, 615
  - [17] Nolan, P.L., Abdo, A.A., Ackermann, M. et al., *Astrophys. J. Suppl.*, 2012, 199, 31
  - [18] Petrov, L., Kovalev, Y. Y., Fomalont, E., & Gordon, D. 2005, *Astron. J.*, 129, 1163
  - [19] Petrov, L., Mahony, E. K., Edwards, P. G., et al. 2013, *Mon. Not. R. Astron. Soc.*, 432, 1294
  - [20] Schneider, D. P., Hall, P. B., Richards, G. T., et al. 2007, *Astron. J.*, 134, 102
  - [21] Stevens, J., Edwards, P. G., Ojha, R., et al. 2012, *Fermi & Jansky Proceedings — eConf C1111101*, arXiv:1205.2403
  - [22] Tüllman, R., Pietsch, W., Rossa, J. et al., *Astron. Astrophys.*, 2006, 448, 43
  - [23] The essential content of this paper has been published in *Astrophys. J.* 784, 94 (4pp) , 2014.