

Nonlinear closures for scale separation in supersonic magnetohydrodynamic turbulence

Philipp Grete^{‡1,2}, Dimitar G Vlaykov², Wolfram Schmidt²,
Dominik R G Schleicher², Christoph Federrath³

¹ Max-Planck-Institut für Sonnensystemforschung, Justus-von-Liebig-Weg 3, D-37077 Göttingen, Germany

² Institut für Astrophysik, Universität Göttingen, Friedrich-Hund-Platz 1, D-37077 Göttingen, Germany

³ Research School of Astronomy & Astrophysics, The Australian National University, Canberra, ACT 2611, Australia

E-mail: grete@mps.mpg.de

Abstract. Turbulence in compressible plasma plays a key role in many areas of astrophysics and engineering. The extreme plasma parameters in these environments, e.g. high Reynolds numbers, supersonic and super-Alfvénic flows, however, make direct numerical simulations computationally intractable even for the simplest treatment – magnetohydrodynamics (MHD). To overcome this problem one can use subgrid-scale (SGS) closures – models for the influence of unresolved, subgrid-scales on the resolved ones. In this work we propose and validate a set of constant coefficient closures for the resolved, compressible, ideal MHD equations. The subgrid-scale energies are modeled by Smagorinsky-like equilibrium closures. The turbulent stresses and the electromotive force (EMF) are described by expressions that are nonlinear in terms of large scale velocity and magnetic field gradients. To verify the closures we conduct *a priori* tests over 137 simulation snapshots from two different codes with varying ratios of thermal to magnetic pressure ($\beta_p = 0.25, 1, 2.5, 5, 25$) and sonic Mach numbers ($M_s = 2, 2.5, 4$). Furthermore, we make a comparison to traditional, phenomenological eddy-viscosity and $\alpha - \beta - \gamma$ closures. We find only mediocre performance of the kinetic eddy-viscosity and $\alpha - \beta - \gamma$ closures, and that the magnetic eddy-viscosity closure is poorly correlated with the simulation data. Moreover, three of five coefficients of the traditional closures exhibit a significant spread in values. In contrast, our new closures demonstrate consistently high correlation and constant coefficient values over time and over the wide range of parameters tested. Important aspects in compressible MHD turbulence such as the bi-directional energy cascade, turbulent magnetic pressure and proper alignment of the EMF are well described by our new closures.

PACS numbers: 52.35.Ra, 52.65.Kj, 52.30.Cv, 47.27.em

Magnetohydrodynamics, Scale separation, Subgrid-scale closure, Turbulence

1. Introduction

Turbulence is ubiquitous in astrophysical plasmas, ranging from coronal mass ejections and stellar winds [1], through star formation in molecular clouds [2], to the gas in the interstellar [3] and intracluster medium. While experimental setups [4] become increasingly more realistic, they are still far away from the regime acting in such extreme conditions. For numerical simulations it is computationally too expensive (if even possible) to capture the entire range of physical processes from plasma kinetics to the integral scales of turbulence. In an astrophysical context, one has to further contend with the additional complications brought about by high compressibility and the accompanying supersonic and super-Alfvénic motion.

Possible ways to circumvent the infeasibility of direct numerical simulations are the use of calculations based on mean-field theories or large-eddy simulations [5]. These simulations only resolve the energy containing large scale dynamics and require a subgrid-scale (SGS) model to account for unresolved effects. While a lot of research has been successfully carried out in the realm of hydrodynamics [6], compressible magnetohydrodynamic SGS closures are essentially unexplored. Previous research is mainly based on the concept of turbulent dissipation in incompressible flows [7, 8, 9, 10]. They expand the idea of a turbulent eddy-viscosity to an additional eddy-resistivity in the induction equation and propose different phenomenological models. Even though these models are then evaluated *a posteriori*, a general verification and justification *a priori* has so far only been considered for a single incompressible dataset [11]. Thus, our objective is to establish the validity of closures for the filtered, compressible MHD equations by coarse-graining multiple datasets from high-resolution simulations of statistically homogeneous, forced MHD turbulence.

In general, the effect of finite resolution in numerical simulations can be mimicked by applying a low-pass filter to the standard, ideal MHD equations. This is achieved by convolving the equations with a suitable filter kernel G . See e.g. Garnier *et al* [6] for details on the properties of low-pass filtering and the conditions that G needs to satisfy. For a homogeneous, isotropic, stationary kernel, under periodic boundary conditions [12] the equations take the following form

$$\begin{aligned} \frac{\partial \bar{\rho}}{\partial t} + \nabla \cdot (\bar{\rho} \tilde{\mathbf{u}}) &= 0, \\ \frac{\partial \bar{\rho} \tilde{\mathbf{u}}}{\partial t} + \nabla \cdot (\bar{\rho} \tilde{\mathbf{u}} \otimes \tilde{\mathbf{u}} - \bar{\mathbf{B}} \otimes \bar{\mathbf{B}}) + \nabla \left(\bar{P} + \frac{\bar{B}^2}{2} \right) &= -\nabla \cdot \boldsymbol{\tau}, \\ \frac{\partial \bar{\mathbf{B}}}{\partial t} - \nabla \times (\tilde{\mathbf{u}} \times \bar{\mathbf{B}}) &= \nabla \times \boldsymbol{\varepsilon}. \end{aligned}$$

The units of the magnetic field $\bar{\mathbf{B}}$ incorporate $1/\sqrt{4\pi}$. An overbar $\bar{\square}$ denotes[§] filtered and a tilde $\tilde{\square}$ mass-weighted filtered quantities [12]. For instance, the filtered density

[§] Throughout the paper the symbol \square is used as a generic placeholder for variables. $\hat{\square}$ designates closure expressions. Furthermore, we employ Einstein summation convention and $\square_{i,k}$ is identified with the k -th partial derivative of the i -th component of \square .

field is given by $\bar{\rho} = G * \rho$, while the mass-weighted filtered velocity field is $\tilde{\mathbf{u}} = \overline{\mathbf{u}\rho}/\bar{\rho}$. In this formalism, all filtered primary quantities, density $\bar{\rho}$, velocity $\tilde{\mathbf{u}}$, magnetic field $\overline{\mathbf{B}}$, and thermal pressure \overline{P} are presumed to be known and directly accessible. Due to the introduction of mass-weighted filtering the only remaining terms that require closure are the SGS stress τ and the electromotive force (EMF), $\boldsymbol{\mathcal{E}}$. They are analytically expressed [10] as

$$\boldsymbol{\mathcal{E}} = \overline{\mathbf{u} \times \mathbf{B}} - \tilde{\mathbf{u}} \times \overline{\mathbf{B}} \quad \text{and} \quad (1)$$

$$\begin{aligned} \tau_{ij} &= \tau_{ij}^u - \tau_{ij}^b + \left(\overline{B^2} - \overline{B}^2 \right) \frac{\delta_{ij}}{2}, \quad \text{with} \\ \tau_{ij}^u &\equiv \bar{\rho} (\overline{u_i u_j} - \tilde{u}_i \tilde{u}_j) \quad \text{and} \quad \tau_{ij}^b \equiv (\overline{B_i B_j} - \overline{B}_i \overline{B}_j). \end{aligned} \quad (2)$$

The SGS stress tensor can be decomposed into the well-known turbulent Reynolds stress τ^u , a turbulent Maxwell stress τ^b and a magnetic pressure term.

Furthermore, the definitions of the SGS energies are obtained from applying the filter to the total filtered energy density \overline{E} , which can be decomposed into the contribution due to resolved fields only and a remainder, designated as SGS energy

$$\overline{E} = \underbrace{\frac{1}{2} \bar{\rho} \tilde{u}^2 + \frac{1}{2} \overline{B}^2}_{(\text{resolved})} + \underbrace{\frac{1}{2} \bar{\rho} (\tilde{u}^2 - \tilde{u}^2) + \frac{1}{2} (\overline{B^2} - \overline{B}^2)}_{=E_{\text{sgs}}^u + E_{\text{sgs}}^b \equiv E_{\text{sgs}} (\text{unresolved})}.$$

It is important to point out that in general the filtering operator is not a Reynolds operator, in particular $\overline{\overline{\square}} \neq \overline{\square}$. It follows that SGS terms, like E_{SGS} , carry information not only about the interactions between unresolved fields but also about cross-scale interactions between unresolved and resolved fields. In addition to this, the turbulent magnetic pressure is identical to the magnetic SGS energy E_{sgs}^b and both kinetic and magnetic SGS energies are directly given by $2E_{\text{sgs}}^u = \text{Tr}(\tau^u)$ and $2E_{\text{sgs}}^b = \text{Tr}(\tau^b)$, i.e. they constitute the isotropic parts of the respective SGS tensors. Following the general tensor decomposition, the deviatoric, traceless parts are then given by $\tau_{ij}^{\square*} = \tau_{ij}^{\square} - \frac{1}{3} \delta_{ij} \tau_{kk}^{\square}$.

2. Traditional closures

In hydrodynamics, the traceless part of the SGS stress tensor is commonly closed by means of the eddy-viscosity hypothesis $\widehat{\tau}_{ij}^{u*} = -2\nu^u \bar{\rho} \widehat{\mathcal{S}}_{ij}^*$ in analogy to the molecular viscosity term in the momentum equation, where $\widehat{\mathcal{S}}_{ij} \equiv \frac{1}{2} (\tilde{u}_{i,j} + \tilde{u}_{j,i})$ is the filtered kinetic rate-of-strain tensor. This introduces a turbulent kinetic eddy-viscosity $\nu^u = C_\nu^u \Delta (E_{\text{sgs}}^u / \bar{\rho})^{1/2}$ which is proportional to a characteristic velocity, commonly given by the kinetic SGS energy, and a characteristic length scale Δ . This closure has already been applied directly to MHD [7, 13] by neglecting the magnetic contribution $\widehat{\tau}_{ij}^{b*}$ in the momentum equation. A turbulent magnetic viscosity $\nu^b = C_\nu^b \Delta (E_{\text{sgs}}^b)^{1/2}$ was used in [10] with the closure

$$\widehat{\tau}_{ij}^{b*} = -2\nu^b \overline{\mathcal{M}}_{ij},$$

where $\overline{\mathcal{M}}_{ij} \equiv \frac{1}{2} (\overline{B}_{i,j} + \overline{B}_{j,i})$ is the filtered magnetic rate-of-strain tensor.

The SGS energies can either be determined by individual evolution equations, where several terms again require closure, or by an instantaneous closure. Smagorinsky [14] introduced such an instantaneous closure in pure incompressible hydrodynamics ($\mathbf{B} = 0$) by assuming the SGS energy flux to be in equilibrium with the rate of dissipation

$$\widehat{E}_{\text{sgs}}^{\text{u}} = C_{\text{E}}^{\text{u}} \Delta^2 \rho |\widetilde{\mathcal{S}}^*|^2. \quad (3)$$

Here, $|\widetilde{\mathcal{S}}^*| \equiv \sqrt{2\widetilde{\mathcal{S}}_{ij}^* \widetilde{\mathcal{S}}_{ij}^*}$ denotes the rate-of-strain magnitude.

Finally, the EMF is commonly modeled (e.g. [7, 8, 13, 10]) by variations of [15]

$$\widehat{\mathcal{E}} = \alpha \overline{\mathbf{B}} - \beta \overline{\mathbf{J}} + \gamma \widetilde{\mathbf{\Omega}},$$

with resolved current $\overline{\mathbf{J}} = \nabla \times \overline{\mathbf{B}}$ and vorticity $\widetilde{\mathbf{\Omega}} = \nabla \times \widetilde{\mathbf{u}}$. The coefficients α , β , and γ are typically related to the α -effect, turbulent resistivity and turbulent cross helicity, respectively. The commonly used closures for these coefficients,

$$\alpha = C_{\alpha}^{\mathcal{E}} t_{\text{turb}} H, \quad \beta = C_{\beta}^{\mathcal{E}} t_{\text{turb}} E_{\text{sgs}} / \bar{\rho}, \quad \gamma = C_{\gamma}^{\mathcal{E}} t_{\text{turb}} W,$$

are based on dimensional arguments, with turbulent cross helicity $W = \overline{\mathbf{u} \cdot \mathbf{B}} - \widetilde{\mathbf{u}} \cdot \overline{\mathbf{B}}$, residual helicity $H \sim (\overline{\mathbf{J} \cdot \mathbf{B}} - \overline{\mathbf{J}} \cdot \overline{\mathbf{B}}) - \bar{\rho} (\overline{\mathbf{\Omega} \cdot \mathbf{u}} - \widetilde{\mathbf{\Omega}} \cdot \widetilde{\mathbf{u}})$, and timescale $t_{\text{turb}} = \Delta (E_{\text{sgs}} / \bar{\rho})^{-1/2}$.

3. Nonlinear closures

In our new approach we adopt the compressible hydrodynamic nonlinear closure for the kinematic deviatoric stress tensor $\tau^{\text{u}*}$ from [16], similar to the incompressible one from [17]. We propose the straightforward extension to MHD with

$$\widehat{\tau}_{ij}^{\text{u}*} = 2C_{\text{nl}}^{\text{u}} E_{\text{sgs}}^{\text{u}} \left(\frac{\widetilde{u}_{i,k} \widetilde{u}_{j,k}}{\widetilde{u}_{l,s} \widetilde{u}_{l,s}} - \frac{1}{3} \delta_{ij} \right), \quad (4)$$

$$\widehat{\tau}_{ij}^{\text{b}*} = 2C_{\text{nl}}^{\text{b}} E_{\text{sgs}}^{\text{b}} \left(\frac{\overline{B}_{i,k} \overline{B}_{j,k}}{\overline{B}_{l,s} \overline{B}_{l,s}} - \frac{1}{3} \delta_{ij} \right). \quad (5)$$

The tensorial structure, e.g. $\widetilde{u}_{i,k} \widetilde{u}_{j,k}$, can be obtained by a Taylor expansion discarding terms with 2nd and higher order gradients of the resolved fields. The overall normalisation with the subgrid-scale energies comes from the constraint that the SGS stresses vanish in laminar flows.

Applying the nonlinearity idea to the EMF generalizes the closure proposed by [11] to the compressible regime

$$\widehat{\mathcal{E}}_i = \varepsilon_{ijk} C_{\text{nl}}^{\mathcal{E}} \Delta^2 \widetilde{u}_{j,s} \overline{B}_{k,s}. \quad (6)$$

The closure explicitly preserves the anti-symmetry between velocity and magnetic field in \mathcal{E} , which in turn helps in capturing their relative geometry.

Finally, to complete the set of nonlinear closure equations, we use the Smagorinsky expression for the turbulent kinetic energy (3) and propose an analogous extension to the magnetic part

$$\widehat{E}_{\text{sgs}}^{\text{b}} = C_{\text{E}}^{\text{b}} \Delta^2 |\overline{\mathcal{M}}|^2. \quad (7)$$

Here, the turbulent magnetic energy is proportional to the magnetic rate-of-strain magnitude $|\overline{\mathcal{M}}| \equiv \sqrt{2\overline{\mathcal{M}_{ij}}\overline{\mathcal{M}_{ij}}}$. There are two advantages of closing $E_{\text{sgs}}^{\text{u}}$ and $E_{\text{sgs}}^{\text{b}}$ separately and not jointly via the total SGS energy. First, there is no additional need to close the often neglected turbulent magnetic pressure, as it is given by $E_{\text{sgs}}^{\text{b}}$. Second, the individual energies provide closures to the isotropic parts of the turbulent stress tensors τ^{u} and τ^{b} .

4. Validation Method

In order to evaluate the proposed closures, we perform an *a priori* comparison using simulation data obtained from two, grid-based MHD codes (ENZO [18] and FLASHv4 [19]). This way the results are less likely to hinge on the particulars of the numerical implementation. In both cases we follow the evolution of a compressible, isothermal fluid in a cubic box with resolution of 512^3 grid cells and periodic boundary conditions, starting from uniform initial conditions. In ENZO we use an ideal equation of state with adiabatic exponent $\kappa = 1.001$ in order to approximate isothermal gas. ENZO is a finite-volume code, i.e. the evolution equations are evaluated in integral form by solving a Riemann problem for the mass, momentum and energy flux through cell walls. This allows for the conservation of MHD invariants (e.g. energy) to machine precision. We use a MUSCL-Hancock scheme [20] (a second-order accurate Godunov extension) with second-order Runge-Kutta time integration and Harten-Lax-van Leer (HLL) Riemann solver (a two-wave, three-state solver) to solve the ideal MHD equations. The FLASHv4 code is similar to ENZO (second-order accurate in space and time), but uses the positive-definite HLL3R Riemann solver [20]. Another difference is that FLASHv4 uses a polytropic equation of state to keep the gas exactly isothermal. Moreover, explicit kinematic viscosity and magnetic resistivity terms are included in the momentum, energy, and induction equations. We set the kinematic and magnetic Reynolds numbers to $\text{Re} = \text{Rm} = 3780$. Consequently, the magnetic Prandtl number $\text{Pm} = \text{Rm}/\text{Re}$ is unity. For details on the numerical methods used in FLASHv4, including viscous and resistive dissipation, see [21] and [22]. Both codes employ divergence cleaning [23] to maintain $\nabla \cdot \mathbf{B} = 0$. A state of homogeneous and isotropic turbulence is reached by supersonic stochastic driving in the momentum equation (given by an Ornstein-Uhlenbeck process) at small wave-numbers, similar to [24, 25]. Thus, the forcing field is evolving in time and space. The associated large auto-correlation time-scale T of the forcing translates to the eddy turnover time of the largest, energy-containing eddies. It is therefore the chosen unit of time in the following.

We explore a range of parameters. The initial strength of the magnetic field is set by the plasma β_{p} – the ratio of thermal to magnetic pressure. The final sonic Mach number M_{s} is determined by the forcing amplitude. For the ENZO simulations we have initial $\beta_{\text{p}} = 0.25, 2.5, 25$, with $M_{\text{s}} \approx 2.5$ after $t \approx 2T$ turnover times. The FLASHv4 simulations reach $M_{\text{s}} \approx 4, 2$ for initial $\beta_{\text{p}} = 1, 5$, keeping instead constant Alfvénic Mach number $M_{\text{a}} \approx 3$. We discard all initial data affected by transients (before a simulation

time of $t = 2T$) and analyze consequent snapshots taken approximately in intervals of $0.15T$ and $0.1T$ for the ENZO and FLASHv4 datasets, respectively.

The analysis begins with the application of a low-pass Gaussian (test) filter to the equations of motion. In the context of the closures we investigate, filtered quantities (i.e. density, velocity, and magnetic field) are interpreted as resolved, while the remainders represent the unresolved small scales. We can then compute τ and \mathcal{E} both directly from (1) and (2), and from their respective traditional and nonlinear closures.

The determination of the length-scale of the filter bears some consideration. It needs to fall within an intermediate range of length scales, away from the particular effects of both the large-scale forcing and the small-scale dissipation. The largest scale of the system is the full box size L and corresponds to the wavenumber $n = 1$, while the smallest scale is given by the Nyquist wavenumber $n_{\text{Nyq}} = N/2 = 256$ for the linear numerical resolution $N = 512$ grid cells. The turbulence injection wavenumber is $n_{\text{inj}} = 2$ (corresponding to half the box size $L/2$) in both codes, which is why the energy spectra, as illustrated in figure 1, peak there. The figure shows the mean kinetic and total (kinetic plus magnetic) energy spectra as a function of wavenumber. Since the stochastic forcing is implemented only in the momentum equation both for ENZO and FLASHv4, the kinetic energy spectrum exhibits the most direct imprint of the forcing itself. Conversely, the total energy spectrum carries the overall effect of the small-scale dissipation through both kinetic and magnetic channels. Figure 1 demonstrates that our simulations produce approximate power-law scaling within a narrow range of wavenumbers, which is indicative of self-similar turbulent fluctuations [26]. This can be interpreted as inertial range dynamics, although the nature of the inertial range in compressible MHD turbulence is still not fully understood [27, 28, 29, 30]. Furthermore, this range separates the forcing scale and the dissipation scales and is not affected by numerical diffusion in the absence of a bottleneck effect as demonstrated by [31]. The vertical dotted line in figure 1 indicates our chosen filter length scale, corresponding to $\Delta = 16$ grid cells or wavenumber $n_{\text{filter}} = N/(2\Delta) = 16$. This filter scale falls within the range of the self-similar power-law range for both the kinetic and total energy spectra. This is why we use this ideal scale for our filter in the following analysis.

Additionally, this provides the motivation to treat data from both simulations on equal footing, even though FLASHv4 has explicit viscosity and diffusivity while ENZO solves the ideal MHD equation, subject to numerical dissipation only.

In order to incorporate coordinate independence, a scalar field is chosen for comparison, the SGS energy flux Σ , i.e. the term responsible for the transfer of SGS energy between resolved and unresolved scales. Its components associated with the Reynolds and Maxwell stresses and the EMF are $\Sigma^u = \tau_{ij}^u \tilde{S}_{ij}$, $\Sigma^b = \tau_{ij}^b \tilde{S}_{ij}$ and $\Sigma^\mathcal{E} = \mathcal{E} \cdot \bar{\mathbf{J}}$, respectively (see appendix of [10] for the detailed SGS energy equation). Here, we substitute (1) and (2) to obtain exact fluxes Σ^\square and match these to model fluxes $\hat{\Sigma}^\square$ that employ the corresponding closures. For example, in the case of the eddy-viscosity

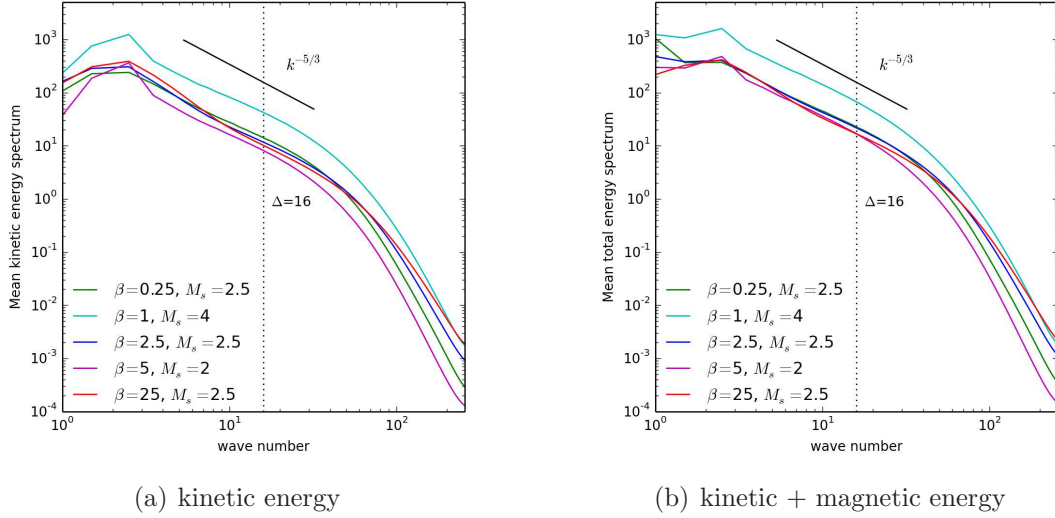


Figure 1. Kinetic (a) and total (b) energy spectrum for each dataset, averaged over the time between $2T$ and $5T$. The kinetic energy is calculated from the Fourier transform of $\sqrt{\rho}\mathbf{u}$.

closure for the deviatoric turbulent Reynolds stress tensor we compare the exact flux

$$\Sigma^{u*} = \tau_{ij}^{u*} \widetilde{\mathcal{S}}_{ij} = \bar{\rho} \left((\widetilde{u_i u_j} - \widetilde{u_i} \widetilde{u_j}) - \frac{1}{3} \delta_{ij} (\widetilde{u_k u_k} - \widetilde{u_k} \widetilde{u_k}) \right) \widetilde{\mathcal{S}}_{ij} \quad (8)$$

with the model flux

$$\widehat{\Sigma}^{u*} = \widehat{\tau}_{ij}^{u*} \widetilde{\mathcal{S}}_{ij} = -\nu^u \bar{\rho} |\widetilde{\mathcal{S}}^*|^2 = -C_\nu^u \Delta (\bar{\rho} E_{\text{sgs}}^u)^{1/2} |\widetilde{\mathcal{S}}^*|^2. \quad (9)$$

On the one hand, the comparison involves the determination of the constant (in space and time), dimensionless closure coefficients C_\square . They are computed individually for each snapshot by minimizing the error between Σ^\square and $\widehat{\Sigma}^\square$ in the least-square sense. This allows to further test the constancy of the coefficients with respect to time and plasma parameters. On the other hand, the general performance of the closure is gauged by computing the Pearson correlation coefficient of Σ^\square and $\widehat{\Sigma}^\square$, where the obtained closure coefficients are substituted in.

Several assumptions should be pointed out concerning this validation technique. Firstly, the simulation data we have available for comparison fall short of realistic astrophysical parameters, e.g. with regards to Reynolds numbers and resolution. In that sense, it would be interesting to use higher resolution direct numerical simulation data or three-dimensional observations or experimental results. The problem is that experimental data for supersonic compressible turbulent plasmas are not available and obtaining realistic Reynolds numbers is computationally challenging for astrophysical parameters. However, as seen from figure 1, the data we have are sufficiently well resolved for our analysis. Secondly, in choosing the SGS energy flux Σ , as a diagnostic variable, we implicitly assume that in the context of homogeneous and isotropic turbulence the turbulent transport (encoded by terms of the form $\nabla \cdot (\widetilde{\mathbf{u}} \cdot \boldsymbol{\tau})$ and $\nabla \cdot (\widetilde{\mathbf{B}} \times \boldsymbol{\mathcal{E}})$) averages out to zero on subgrid scales. This assumption can nevertheless be easily relaxed by incorporating further diagnostic variables. Finally, we have focused

Table 1. Model coefficient overview – coefficient value and energy flux correlation: median and bounds of the central 90% interval across all datasets.

Model	Coefficient	Value	Corr[$\Sigma^\square, \widehat{\Sigma}^\square$]
Smagorinsky	C_E^u	$0.056^{+0.016}_{-0.015}$	$0.90^{+0.024}_{-0.04}$
	C_E^b	$0.075^{+0.034}_{-0.007}$	$0.91^{+0.021}_{-0.04}$
eddy-viscosity	C_ν^u	$0.061^{+0.045}_{-0.019}$	$0.70^{+0.13}_{-0.11}$
	C_ν^b	$-0.002^{+0.029}_{-0.03}$	$0.06^{+0.14}_{-0.06}$
nonlinear	C_{nl}^u	$0.68^{+0.09}_{-0.09}$	$0.94^{+0.04}_{-0.04}$
	C_{nl}^b	$0.77^{+0.08}_{-0.12}$	$0.90^{+0.04}_{-0.07}$
	$C_{nl}^\mathcal{E}$	$0.12^{+0.013}_{-0.024}$	$0.79^{+0.07}_{-0.17}$
$\alpha - \beta - \gamma$	$C_\alpha^\mathcal{E}$	$0.0007^{+0.0010}_{-0.0016}$	} $0.58^{+0.06}_{-0.16}$
	$C_\beta^\mathcal{E}$	$0.020^{+0.009}_{-0.005}$	
	$C_\gamma^\mathcal{E}$	$-0.005^{+0.067}_{-0.045}$	

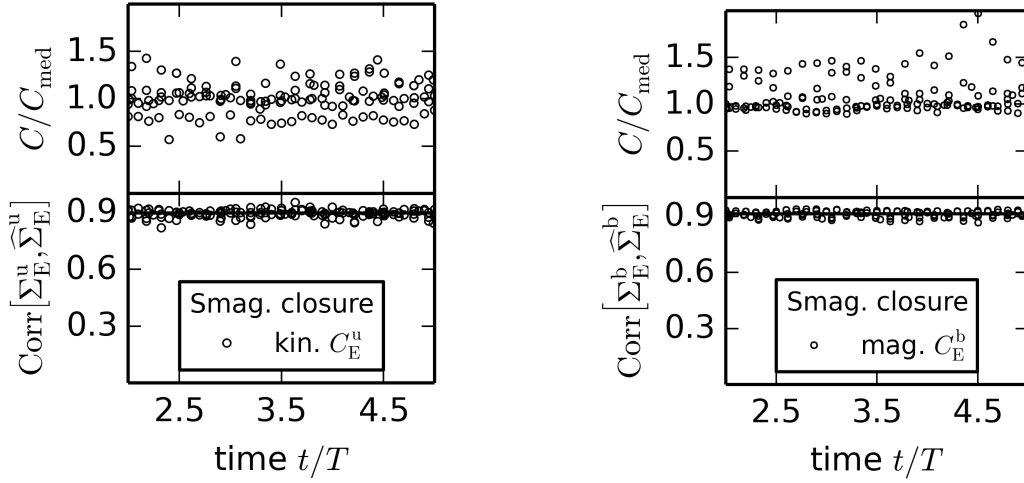
on the SGS energy since it increases monotonically with the strength of turbulence regardless of the type of turbulence (e.g. compressive or solenoidal, weak or strong, etc.). As an extension, the other two quadratic MHD invariants – the magnetic helicity and cross-helicity, may further highlight distinct turbulence properties present in particular flow configurations. These should be kept in mind as further avenues of investigation, once a preferred closure has been identified by the described validation technique.

5. Results

The fitting results for the SGS stress tensors’ energy flux are given in figure 2 for the isotropic components and figure 3 for the deviatoric components.

The isotropic parts of τ^u and τ^b are given by the SGS energies $\tau_{ii}^\square = \frac{2}{3}E_{\text{sgs}}^\square$ from (3) and (7). Both, the coefficient values of kinetic part (figure 2(a) top panel) and the magnetic part (figure 2(b) top panel), have a small spread within a factor of two across time and all simulations. Furthermore, closure and data are highly correlated (bottom panels) with a median correlation coefficient of 0.90 and 0.91, respectively. More detailed numerical values of these and all following coefficients and correlations are listed in table 1.

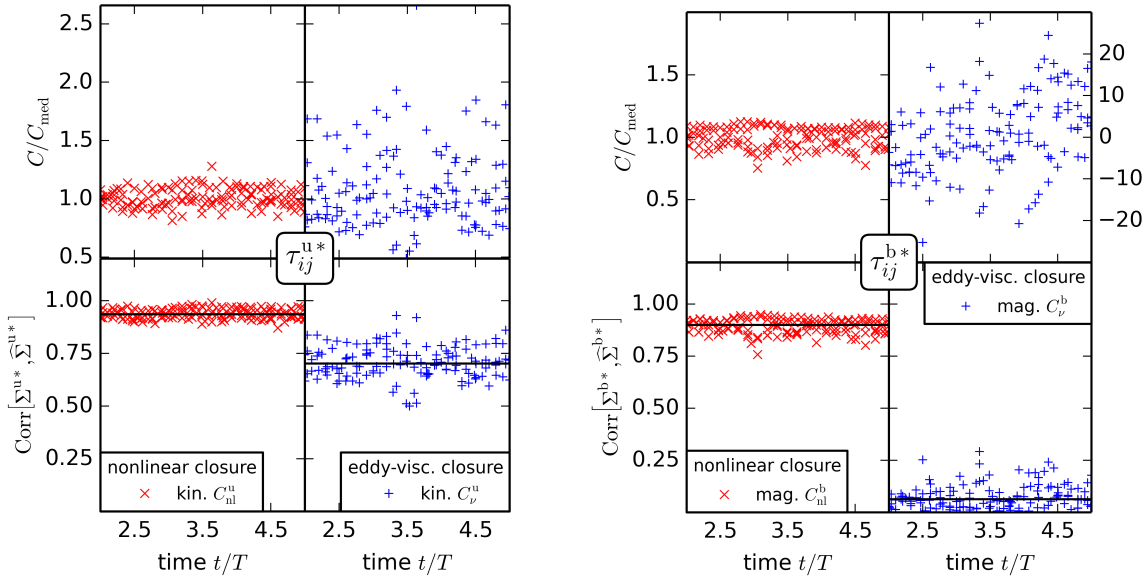
The differences in the deviatoric parts $\widehat{\tau}^{u*}$ in figure 3(a) and $\widehat{\tau}^{b*}$ in figure 3(b) between the nonlinear and the eddy-viscosity closures are apparent. While our nonlinear closure exhibits approximately constant coefficient values and correlations over time in all simulations, the kinetic eddy-viscosity closure shows a correlation weaker by ≈ 0.2 and bigger spread in coefficient values. Moreover, the magnetic eddy-viscosity closure is effectively uncorrelated with the simulation data and the coefficients can even switch sign at different times. The performance of the different closures can be understood from figure 4, where we plot the energy flux distributions Σ^{u*} and Σ^{b*} for a single snapshot. A negative flux $\Sigma^{u*} < 0$ corresponds to a forward energy cascade – the transfer of energy



(a) kinetic SGS energy

(b) magnetic SGS energy

Figure 2. Model coefficient values (top panels) and correlations (bottom panels with — median) from fitting model energy flux $\widehat{\Sigma}_E^\square = \widehat{\tau}_{ij}^\square \widetilde{\mathcal{S}}_{ij}$ to exact flux for the isotropic parts of the SGS stress tensors. These are given by the respective energy model in the trace elements ($\tau_{ii}^\square = \frac{2}{3} E_{\text{sgs}}^\square$). Each panel contains the joint data of all simulations and each snapshot is represented by a marker. Values are given in table 1.



(a) traceless kinetic SGS stress tensor

(b) traceless magnetic SGS stress tensor

Figure 3. Model coefficient values (top panels) and correlations (bottom panels with — median) from fitting model energy flux $\widehat{\Sigma}^\square = \widehat{\tau}_{ij}^\square \widetilde{\mathcal{S}}_{ij}$ to exact flux for the nonlinear closure (left panels) and eddy-viscosity closure (right panels). Each panel contains the joint data of all simulations and each snapshot is represented by a marker. Values are given in table 1.

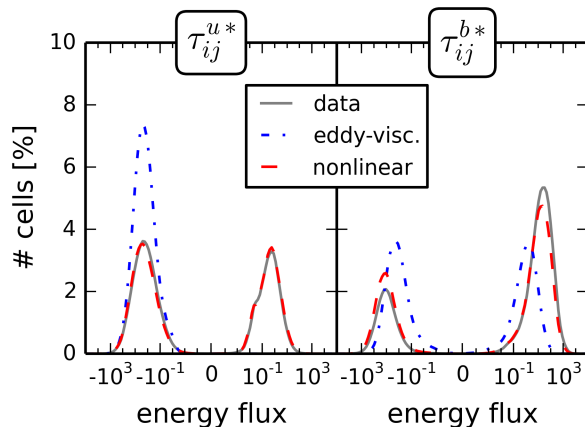


Figure 4. Representative snapshot (ENZO sim. with $\beta_p = 2.5$ at $t = 4.44T$) of the energy flux $\Sigma^\square = \tau_{ij}^\square \mathcal{S}_{ij}$ distribution within the simulation box.

from resolved to subgrid scales, because Σ^{u*} appears as a sink term in the SGS kinetic and magnetic energy evolution equations and as a source term in the respective resolved energy equations. Conversely, a positive flux corresponds to an inverse energy cascade, i.e. transport of energy from subgrid to resolved spatial scales. The general distribution of the actual fluxes in figure 4 is representative for all snapshots. The kinetic SGS energy fluxes are globally almost 1:1 in both directions of the turbulent cascade with a slight tendency towards the forward cascade. However, the forward cascade is about 3-10 times stronger depending on the parameters as indicated by the position of the peaks in the distribution. For this reason, the kinetic eddy-viscosity closure shows a moderate correlation even though it captures only the forward energy cascade – from large to small scales. In fact, since under the eddy-viscosity hypothesis the kinetic SGS energy flux has the form $\widehat{\Sigma}^{u*} = -\nu^u \bar{\rho} |\widetilde{S}^*|^2$, see (9), any model in which the eddy-viscosity ν^u has a definite signature with respect to space cannot reproduce a bi-directional energy cascade that is well represented by the nonlinear closure. In contrast to the kinetic SGS energy flux, the global magnetic flux clearly has a preferred direction. Depending on the parameters, between 60% and 80% of cells have a positive SGS magnetic flux indicating energy transfer from large to small scales. Nevertheless, the difference in strength is less pronounced as the overall forward flux is about 2 times stronger than the backward one. Again, these properties are well captured by the proposed nonlinear closure whereas the magnetic eddy-viscosity closure is poorly correlated in both strength and magnitude. Finally, it should be noted, that the nonlinear closures also work very well with the Smagorinsky energy closure. Exchanging the exact expressions E_{sgs}^\square in (4) and (5) with $\widehat{E}_{\text{sgs}}^\square$ only slightly reduces the correlations (max. 5%) and the coefficients remain constant up to the second significant figure (not plotted here).

Moving on to the EMF, the nonlinear closure outperforms the traditional $\alpha - \beta - \gamma$ closure in almost all datasets, maintaining a constant coefficient with a median correlation of 0.79 (figure 5). The traditional closure exhibits consistently weaker correlations, despite the increased flexibility of three free coefficients. Only $C_\beta^\mathcal{E}$, related to the turbulent resistivity term in the EMF, is approximately constant, whereas $C_\alpha^\mathcal{E}$ and

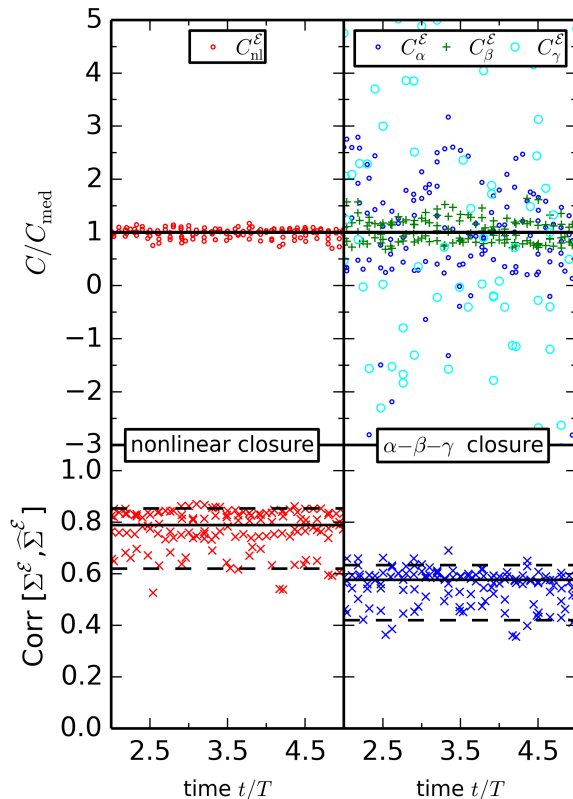


Figure 5. Model coefficient values (top panels) normalized to the sample median (—) and the corresponding Pearson correlation coefficients (bottom panels) with 90% central interval (- -) for the nonlinear closure (left panels) and the reference closure (right panels) from energy flux fitting for $\widehat{\mathcal{E}}$. Each panel contains the joint data of all simulations and each snapshot is represented by a marker. Values are listed in table 1.

C_γ^ε fail to maintain steady values or consistent signature. The reason for the consistently better correlations of the nonlinear closure is hinted at in figure 6. This probability density plot of the local alignment between \mathcal{E} and $\widehat{\mathcal{E}}$ demonstrates that the traditional closure is almost randomly aligned (flat distribution) whereas the nonlinear closure approaches the desired δ -distribution at 0° .

6. Conclusions and outlook

In summary, we have proposed a set of constant coefficient closures for the SGS stress and EMF in the filtered MHD equations and conducted *a priori* tests. The tests we performed do show that the new nonlinear closures perform significantly better than traditional, phenomenological closures with respect to both structural and functional diagnostics. The tests consist of filtering ENZO and FLASHv4 simulations of homogeneous, isotropic turbulence and comparing the resulting SGS terms to their respective closures (dependent only on the filtered fields). All quantities are compared via their contributions to the SGS energy flux Σ^\square , where the closure coefficients

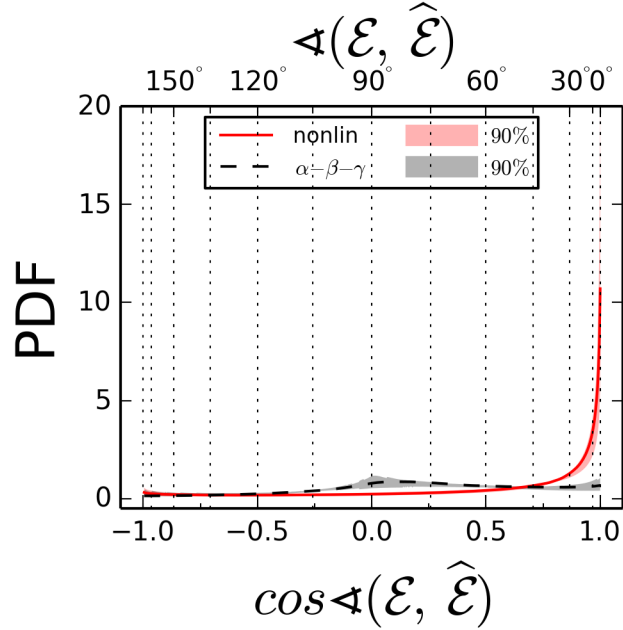


Figure 6. Probability density plot of the local (cell-by-cell) alignment between \mathcal{E} and $\hat{\mathcal{E}}$. The lines designate the median PDF across all times and datasets for the nonlinear closure (red —) and the $\alpha - \beta - \gamma$ closure (gray - -). The shaded regions designate the central 90% interval across all times and datasets.

are computed by individual least-square fitting. In addition, the alignment for the EMF vector is investigated. All new coefficients correlate well with the data. They are constant over time and as a direct consequence the proposed closures may be implemented in large-eddy simulations without the need for a computationally expensive dynamical procedure which computes the coefficient values at run time. In addition, the coefficients remain constant across simulation runs from two different codes and a wide range of plasma parameters, suggesting that the proposed closures capture an underlying physical mechanism at work in highly compressible turbulent plasma flows. Moreover, the new closures successfully represent the turbulent magnetic pressure, reproduce the bi-directional energy cascade and are well aligned with the EMF. We recognize the slightly lower correlation of the nonlinear closure in the EMF than in the SGS stress counterpart, suggesting small room for improvement.

Nevertheless, the performance improvement over the traditional closures already supports the implementation and validation of the new closures in an SGS model for large-eddy simulations of compressible turbulent plasma flows. These simulations would then allow us to infer the effect of the proposed model on the large scale flow in practice. Potential applications include accretion disks [32], star-forming magnetized clouds [33, 34] and plasmas on cosmological scales [35, 36, 37, 38, 39, 40].

Acknowledgments

PG worked on section 3 and conducted the ENZO simulations. DV worked on section 2. The analysis framework is a joint development by PG and DV. PG acknowledges financial support by the *International Max Planck Research School for Solar System Science at the University of Göttingen*. DV, WS and DS acknowledge research funding by the *Deutsche Forschungsgemeinschaft (DFG)* under grant *SFB 963/1, project A15*. CF thanks for funding provided by the ARC (grants DP130102078 and DP150104329). We gratefully acknowledge the Jülich Supercomputing Centre (grant hhd20), the Leibniz Rechenzentrum and the Gauss Centre for Supercomputing (grant pr32lo), the Partnership for Advanced Computing in Europe (PRACE grant pr98mu), and the Australian National Computing Infrastructure (grant ek9). The software used in this work was in part developed by the DOE-supported Flash Center for Computational Science at the University of Chicago.

References

- [1] Goldstein M L, Roberts D A and Matthaeus W H 1995 *Ann. Rev. Astron. Astrophys.* **33** 283–326
- [2] Mac Low M M and Klessen R S 2004 *Reviews of Modern Physics* **76** 125–194
- [3] Elmegreen B G and Scalo J 2004 *Ann. Rev. Astron. Astrophys.* **42** 211–273
- [4] Cooper C M, Wallace J, Brookhart M, Clark M, Collins C, Ding W X, Flanagan K, Khalzov I, Li Y, Milhone J, Nornberg M, Nonn P, Weisberg D, Whyte D G, Zweibel E and Forest C B 2014 *Physics of Plasmas* **21** 013505
- [5] Schmidt W 2014 *Living Reviews in Computational Astrophysics* Submitted for publication
- [6] Garnier E, Adams N and Sagaut P 2009 *Large Eddy Simulation for Compressible Flows*
- [7] Müller W C and Carati D 2002 *Physics of Plasmas (1994-present)* **9** 824–834 URL <http://scitation.aip.org/content/aip/journal/pop/9/3/> 10.1063/1.1448498
- [8] Theobald M L, Fox P A and Sofia S 1994 *Physics of Plasmas* **1** 3016–3032
- [9] Chernyshov A A, Karelsky K V and Petrosyan A S 2014 *Physics-Uspekhi* **57** 421–452 ISSN 1063-7869 URL <http://stacks.iop.org/1063-7869/57/5/421/>
- [10] Miki K and Menon S 2008 *Phys. Plasmas* **15** 072306 ISSN 1070664X URL <http://link.aip.org/link/PHPAEN/v15/i7/p072306/s1&Agg=doi>
- [11] Balarac G, Kosovichev A G, Brugière O, Wray A A and Mansour N N 2010 Modeling of the subgrid-scale term of the filtered magnetic field transport equation *Proceedings of the Summer Program* (Center for Turbulence Research, Stanford University/NASA) pp 503–512
- [12] Favre A 1983 *Physics of Fluids* **26** 2851–2863
- [13] Chernyshov A A, Karelsky K V and Petrosyan A S 2007 *Physics of Fluids (1994-present)* **19** 055106 URL <http://scitation.aip.org/content/aip/journal/pof2/19/5/> 10.1063/1.2728936
- [14] Smagorinsky J 1963 *Monthly Weather Review* **91** 99
- [15] Yoshizawa A 1990 *Physics of Fluids B* **2** 1589–1600
- [16] Schmidt W and Federrath C 2011 *Astron. Astrophys.* **528** A106 ISSN 0004-6361 URL <http://www.aanda.org/10.1051/0004-6361/201015630>
- [17] Woodward P R, Porter D H, Anderson S, Fuchs T and Herwig F 2006 *Journal of Physics Conference Series* **46** 370–384
- [18] Bryan G L, Norman M L, O’Shea B W, Abel T, Wise J H, Turk M J, Reynolds D R, Collins D C, Wang P, Skillman S W, Smith B, Harkness R P, Bordner J, hoon Kim J, Kuhlen M, Xu H, Goldbaum N, Hummels C, Kritsuk A G, Tasker E, Skory S, Simpson C M, Hahn O, Oishi J S, So

- G C, Zhao F, Cen R, Li Y and Collaboration T E 2014 *The Astrophysical Journal Supplement Series* **211** 19 URL <http://stacks.iop.org/0067-0049/211/i=2/a=19>
- [19] Fryxell B, Olson K, Ricker P, Timmes F X, Zingale M, Lamb D Q, MacNeice P, Rosner R, Truran J W and Tufo H 2000 *Astrophys. J. Suppl. Ser.* **131** 273–334 ISSN 0067-0049 URL <http://stacks.iop.org/0067-0049/131/i=1/a=273>
- [20] Waagan K, Federrath C and Klingenberg C 2011 *Journal of Computational Physics* **230** 3331–3351
- [21] Federrath C, Chabrier G, Schober J, Banerjee R, Klessen R S and Schleicher D R G 2011 *Phys. Rev. Lett.* **107** 114504 ISSN 0031-9007 URL <http://link.aps.org/doi/10.1103/PhysRevLett.107.114504>
- [22] Federrath C, Schober J, Bovino S and Schleicher D R G 2014 *Astrophys. J.* **797** L19 ISSN 2041-8213 URL <http://stacks.iop.org/2041-8205/797/i=2/a=L19?key=crossref.2bfd2aece4bf89209f7a97219f506f70>
- [23] Dedner A, Kemm F, Kröner D, Munz C D, Schnitzer T and Wesenberg M 2002 *Journal of Computational Physics* **175** 645 – 673 ISSN 0021-9991 URL <http://www.sciencedirect.com/science/article/pii/S002199910196961X>
- [24] Schmidt W, Federrath C, Hupp M, Kern S and Niemeyer J C 2009 *Astronomy & Astrophysics* **494** 127–145
- [25] Federrath C, Roman-Duval J, Klessen R S, Schmidt W and Mac Low M M 2010 *Astron. & Astrophys.* **512** A81
- [26] Federrath C 2013 *Mon. Not. R. Astron. Soc.* **436** 1245–1257 ISSN 0035-8711 URL <http://arxiv.org/abs/1306.3989> <http://mnras.oxfordjournals.org/cgi/doi/10.1093/mnras/stt1644>
- [27] Galtier S and Banerjee S 2011 *Phys. Rev. Lett.* **107** 134501 ISSN 0031-9007 URL <http://link.aps.org/doi/10.1103/PhysRevLett.107.134501>
- [28] Banerjee S and Galtier S 2013 *Phys. Rev. E* 1–8 URL <http://pre.aps.org/abstract/PRE/v87/i1/e013019> <http://arxiv.org/abs/1301.2470>
- [29] Aluie H 2011 *Phys. Rev. Lett.* **106** 174502 ISSN 0031-9007 URL <http://link.aps.org/doi/10.1103/PhysRevLett.106.174502>
- [30] Aluie H 2013 *Physica D Nonlinear Phenomena* **247** 54–65
- [31] Kitsionas S, Federrath C, Klessen R S, Schmidt W, Price D J, Dursi L J, Gritschneider M, Walch S, Piontek R, Kim J, Jappsen A K, Cielcielag P and Mac Low M M 2009 *Astron. Astrophys.* **508** 541–560 ISSN 0004-6361 URL <http://www.aanda.org/10.1051/0004-6361/200811170>
- [32] Clark P C, Glover S C O, Smith R J, Greif T H, Klessen R S and Bromm V 2011 *Science* **331** 1040–
- [33] Greif T H, Schleicher D R G, Johnson J L, a K Jappsen, Klessen R S, Clark P C, Glover S C O, Stacy a and Bromm V 2008 *Proc. Int. Astron. Union* **4** 33 ISSN 1743-9213 URL http://www.journals.cambridge.org/abstract_S1743921308024551
- [34] Greif T H, Bromm V, Clark P C, Glover S C O, Smith R J, Klessen R S, Yoshida N and Springel V 2012 Formation and evolution of primordial protostellar systems vol 51 pp 51–56 ISBN 9780735410923 URL <http://scitation.aip.org/content/aip/proceeding/aipcp/10.1063/1.4754327>
- [35] Agertz O, Kravtsov A V, Leitner S N and Gnedin N Y 2013 *Astrophys. J.* **770** 25 ISSN 0004-637X URL <http://stacks.iop.org/0004-637X/770/i=1/a=25?key=crossref.20941ed3b1163ecbe48734ff39a64be2>
- [36] Devriendt J, Rimes C, Pichon C, Teyssier R, Le Borgne D, Aubert D, Audit E, Colombi S, Courty S, Dubois Y, Prunet S, Rasera Y, Slyz A and Tweed D 2010 *Mon. Not. R. Astron. Soc. Lett.* **403** L84–L88 ISSN 17453925 URL <http://mnrasl.oxfordjournals.org/cgi/doi/10.1111/j.1745-3933.2010.00820.x>
- [37] Vazza F, Brügggen M, Gheller C and Wang P 2014 **000** URL <http://arxiv.org/abs/1409.2640v2> <http://arxiv.org/abs/1409.2640>
- [38] Schleicher D, Latif M, Schober J, Schmidt W, Bovino S, Federrath C, Niemeyer J,

- Banerjee R and Klessen R 2013 *Astron. Nachrichten* **334** 531–536 ISSN 00046337 URL <http://doi.wiley.com/10.1002/asna.201211898>
- [39] Latif M A, Schleicher D R G, Schmidt W and Niemeyer J 2013 *Mon. Not. R. Astron. Soc.* **432** 668–678 ISSN 0035-8711 URL <http://mnras.oxfordjournals.org/cgi/doi/10.1093/mnras/stt503>
- [40] Latif M A, Schleicher D R G and Schmidt W 2014 *Mon. Not. R. Astron. Soc.* **440** 1551–1561 ISSN 0035-8711 URL <http://mnras.oxfordjournals.org/cgi/doi/10.1093/mnras/stu357>