

Differential Geometry of Rigid Bodies Collisions and Non-standard Billiards

C. Cox*, R. Feres*, W. Ward*

March 4, 2022

Abstract

The configuration manifold M of a mechanical system consisting of two unconstrained rigid bodies in \mathbb{R}^n , $n \geq 1$, is a manifold with boundary (typically with singularities.) A complete description of the system requires boundary conditions that specify how orbits should be continued after collisions. A boundary condition is the assignment of a *collision map* at each tangent space on the boundary of M that gives the post-collision state of the system as a function of the pre-collision state. Our main result is a complete description of the space of linear collision maps satisfying energy and (linear and angular) momentum conservation, time reversibility, and the natural requirement that impulse forces only act at the point of contact of the colliding bodies. These assumptions can be stated in geometric language by making explicit a family of vector subbundles of the tangent bundle to the boundary of M : the *diagonal*, *non-slipping*, and *impulse* subbundles. Collision maps at a boundary configuration are shown to be the isometric involutions that restrict to the identity on the non-slipping subspace. The space of such maps is naturally identified with the union of Grassmannians of k -dimensional subspaces of \mathbb{R}^{n-1} , $0 \leq k \leq n-1$, each subspace specifying the directions of *contact roughness*. We then consider *non-standard billiard systems*, defined by fixing the position of one of the bodies and allowing boundary conditions different from specular reflection. We also make a few observations of a dynamical nature for simple examples of non-standard billiards and provide a sufficient condition for the billiard map on the space of boundary states to preserve the canonical (Liouville) measure on constant energy hypersurfaces.

1 INTRODUCTION

The classical theory of collisions of rigid bodies provides a very natural setting in which to explore the geometry and dynamics of mechanical systems on configuration manifolds with boundary. From this geometric perspective, the response of the system to collisions between its rigid moving parts is specified by assigning appropriate boundary conditions that tell how a trajectory should be continued once it reaches the boundary. For example,

*Department of Mathematics, Washington University, Campus Box 1146, St. Louis, MO 63130

in the theory of billiard dynamical systems, a topic that may be defined very broadly as the study of Hamiltonian (more typically, geodesic flow) systems on Riemannian manifolds with boundary, one typically assumes that trajectories reflect off the boundary specularly—the simplest form of impact response compatible with the basic laws of mechanics such as energy conservation and time reversibility. Billiard systems with more general boundary conditions have to our knowledge been investigated very rarely. One pertinent example is [3], which is restricted to 2-dimensional billiards. (There is, of course, an extensive literature in engineering and applied physics about less idealized systems governed by impact interactions, but this literature is not concerned with the differential geometric issues that are the main focus here.)

Our first goal is to classify boundary conditions for systems defined by two unconstrained rigid bodies in \mathbb{R}^n , $n \geq 1$, under standard physical assumptions of energy conservation, linear and angular momentum conservation, time reversibility, linearity of response, and another condition to be defined shortly that extends momentum conservation and is typically made implicitly in textbooks. Collisions satisfying all of these properties will be called *strict*. They are formally represented by linear maps $\mathcal{C}_q : T_q M \rightarrow T_q M$, where M is the configuration manifold equipped with the kinetic energy Riemannian metric, q is a boundary configuration, and the tangent space $T_q M$ is the space of (pre- and post-) collision states. A boundary condition for the system then consists of the (differentiable, measurable, random, etc.) assignment of a strict collision map \mathcal{C}_q to each boundary configuration $q \in \partial M$.

In dimensions greater than 1, the collision map is not uniquely determined by the conditions of strict collision. It is well-known that the nature of the contact between the colliding rigid bodies also needs to be specified. The standard case in which \mathcal{C}_q is specular reflection corresponds to bodies having physically smooth surfaces.

Towards this classification we identify a family of subbundles of $T(\partial M)$ arising naturally under the assumed physical laws and discuss some relationships among them. We then show examples of trajectories of non-standard (i.e., non-specular) boundary conditions and make a few observations about their dynamics based on numerical simulation. Although we leave for future work a more systematic analysis of rough billiard dynamics, we give here sufficient conditions for the non-standard billiard system to leave invariant the natural volume measure on a constant energy manifold (derived from the canonical symplectic form). The invariance of this *billiard measure* makes it possible to bring the tools of ergodic theory (see [4, 8]) to the study of non-standard billiard systems, although we do not pursue this direction here.

2 STATEMENTS OF THE MAIN RESULTS AND EXAMPLES

2.1 NOTATION, TERMINOLOGY, AND STANDING ASSUMPTIONS

For the most part we consider the unconstrained motion of two rigid bodies, represented by the sets $B_1, B_2 \subset \mathbb{R}^n$. We call these sets the *bodies in reference configuration*. Let $G = SE(n)$ denote the Euclidean group of orientation preserving isometries of \mathbb{R}^n equipped with the standard inner product. The bodies are assumed to be connected n -dimensional submanifolds of \mathbb{R}^n with smooth boundaries. An *interior configuration* of the system

consists of a pair $(g_1, g_2) \in G \times G$ such that $g_1(B_1)$ and $g_2(B_2)$ are disjoint sets. The closure of the set of interior configurations, denoted M , will be called the *configuration space* of the system, and its boundary is the set of *contact* (or *collision*) configurations. M has dimension $2 \dim(G)$ and the nature of the boundary ∂M will depend on geometric assumptions about the B_j . We will soon state a sufficient, and fairly general for our needs, condition on the ∂B_j for M to be a submanifold of $G \times G$ with smooth boundary.

The following notations are used fairly consistently throughout the paper. Points in B_j are denoted b, b_j . Elements of the Euclidean group, which is the semidirect product $G = SO(n) \ltimes \mathbb{R}^n$ of the groups of rotations and translations, are written as pairs (A, a) , where $A \in SO(n)$ and $a \in \mathbb{R}^n$. Elements of the Lie algebra $\mathfrak{g} = \mathfrak{so}(n)$ are written (Z, z) , possibly with subscripts or superscripts, where $Z \in \mathfrak{so}(n)$ and $z \in \mathbb{R}^n$. The outward-pointing unit normal vector to the boundary of B_j at $b \in \partial B_j$ is denoted $\nu_j(b)$. It is convenient to consider orthonormal frames σ at $b \in \partial B_j$ adapted to the bodies, in the following sense: $\sigma : \mathbb{R}^n \rightarrow T_b \mathbb{R}^n \cong \mathbb{R}^n$ is an element of $SO(n)$ such that $\sigma e_n = -(-1)^j \nu_j(b)$, where $e_n = (0, \dots, 0, 1)^\dagger$ is the last element of the standard basis $\{e_1, \dots, e_n\}$ of \mathbb{R}^n and ‘ \dagger ’ indicates matrix transpose.

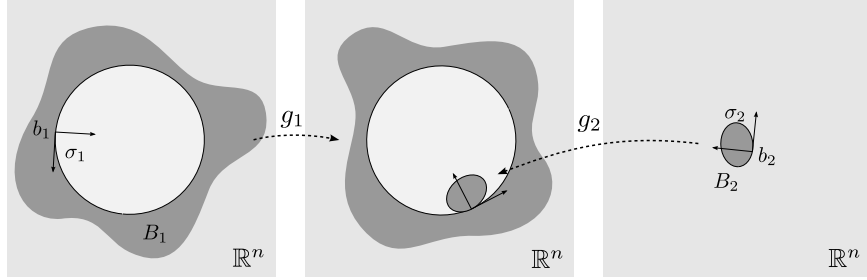


Figure 1: On the left and right are the bodies B_1 and B_2 in their reference configuration in \mathbb{R}^n .

A configuration of the system of rigid bodies is given by a pair (g_1, g_2) of elements of the Euclidean group G . A boundary configuration can be parametrized by the tuple $(b_1, \sigma_1, b_2, \sigma_2)$ where $b_j \in \partial B_j$ such that $g_1(b_1) = g_2(b_2)$ and σ_j is an orthonormal frame at b_j as will be explained in the text.

Because M is a submanifold of $G \times G$, each tangent space can be canonically identified with $T_{(e,e)}(G \times G) \cong \mathfrak{g} \oplus \mathfrak{g}$ by left-translation. Thus *states* of the system, defined as elements of TM , may be canonically identified with tuples $(A_1, a_1, A_2, a_2, Z_1, z_1, Z_2, z_2)$. We sometimes indicate the state by (q, ξ) , where $q = (g_1, g_2)$ and $\xi = (Z_1, z_1, Z_2, z_2) \in \mathfrak{g} \times \mathfrak{g}$. The position of material point $b \in B_j$ in the given state is then $g_j(b) = A_j b + a_j$ and its velocity is $V(b) = A_j(Z_j b + z_j)$. The boundary configuration (g_1, g_2) can also be parametrized, up to an overall rigid motion of the two bodies keeping their positions relative to each other unchanged, by $(b_1, \sigma_1, b_2, \sigma_2)$, where b_j is in the boundary of B_j and σ_j is an adapted frame such that $g_1(b_1) = g_2(b_2)$ and $A_1 \sigma_1 = A_2 \sigma_2$. The tuple

$(b_1, \sigma_1 h, b_2, \sigma_2 h)$ corresponds to the same contact configuration, for all $h \in H$, where

$$H := SO(n-1) = \{A \in SO(n) : Ae_n = e_n\}.$$

These notions are illustrated in Figure 1.

Let Π_b denote the orthogonal projection from \mathbb{R}^n to the tangent space to the boundary of B_j at a boundary point b . The orthogonal projection to $\mathbb{R}^{n-1} = e_n^\perp$ will be denoted Π . The *shape operator* of the boundary of B_j at the point b is the linear map defined by

$$S_b : \nu_j(b)^\perp \rightarrow \nu_j(b)^\perp, \quad S_b v = -D_v \nu_j$$

where D_v is directional derivative in \mathbb{R}^n . We say that $S : \mathbb{R}^{n-1} \rightarrow \mathbb{R}^{n-1}$ is the shape operator S_b in the adapted frame σ at b if $\sigma S = S_b \sigma$. The notation $\text{Ad}_\sigma S = \sigma S \sigma^{-1}$ will be used often to indicate conjugation.

So as not to get distracted by regularity issues, we assume that the configuration manifold M has smooth boundary and that each boundary configuration corresponds to the bodies being in contact at a single common point. Proposition 2.1, which is a special case of Proposition 5.1, gives a sufficient condition for M to be nice in this respect. The hypotheses of the proposition will be assumed to hold throughout the paper.

Proposition 2.1. *Suppose that $S_1 + S_2$ is nonsingular for every relative configuration $(b_1, \sigma_1, b_2, \sigma_2)$ of the rigid bodies, where $S_j : \mathbb{R}^{n-1} \rightarrow \mathbb{R}^{n-1}$ is the shape operator of the boundary of B_j at b_j in the adapted frame σ_j . Then M is a smooth manifold of dimension $2 \dim G$ with smooth boundary, and each boundary point $q = (g_1, g_2)$ represents a configuration with a unique point of contact. Moreover the map that associates to $q \in \partial M$ the uniquely determined pair $(b_1, b_2) \in \partial B_1 \times \partial B_2$ such that $g_1(b_1) = g_2(b_2)$ is smooth.*

We call the b_1, b_2 associated to $q \in \partial M$ under the condition of Proposition 2.1 the *contact points* (in the reference configuration) associated to boundary point q .

2.2 THE KINEMATIC BUNDLES

If $a, b \in \mathbb{R}^n$, let $a \wedge b \in \mathfrak{so}(n)$ be the n -by- n matrix such that $(a \wedge b)_{ij} = a_j b_i - a_i b_j$. If a, b are orthogonal unit vectors, $a \wedge b$ is the infinitesimal generator of the one-parameter group in $SO(n)$ that rotates the plane spanned by a and b and fixes pointwise the orthogonal complement of that plane. The boundary state of the two-body system consists of the boundary configuration $q = (g_1, g_2) \in G \times G$ and velocities $\xi = (Z_1, z_1, Z_2, z_1) \in \mathfrak{g} \times \mathfrak{g}$.

We now define the *kinematic bundles*. Given $q = (g_1, g_2) \in \partial M$, with $g_j = (A_j, a_j)$ and associated contact points b_1, b_2 , consider the following linear relations on the $\xi \in T_q(\partial M)$, where $N_j = \partial B_j$ and $\nu_j = \nu_j(b_j)$:

$$R_1 : \nu_1 \cdot (Z_1 b_1 + z_1) = \nu_2 \cdot (Z_2 b_2 + z_2)$$

$$R_2 : A_1(Z_1 b_1 + z_1) = A_2(Z_2 b_2 + z_2)$$

$$R_3 : \text{Ad}_{A_j} Z_j = W + \nu_j \wedge w_j \text{ for } W \in \mathfrak{so}(n) \text{ and } w_j \in T_{b_j} N_j, j = 1, 2$$

$$R_4 : \text{Ad}_{A_1} Z_1 = \text{Ad}_{A_2} Z_2.$$

As already noted, $A_j(Z_j b_j + z_j)$ is the velocity of the contact point b_j in the given state. Observe that relation R_2 implies R_1 . It will be shown later that

$$T_q(\partial M) \cong \{\xi \in \mathfrak{g} \times \mathfrak{g} : R_1\}.$$

The physical interpretation of the kinematic bundles is as follows. A state satisfying R_1 has the property that the contact points have zero relative velocity in the normal direction to the plane of contact. Relation R_2 is satisfied exactly when the contact points are not moving at all relative to each other at the moment of contact. This means that the contact points do not slip past each other. Relation R_3 describes a state in which the tangent spaces to the bodies at the point of contact do not experience a relative rotation (on that tangent space). Thus it is a condition of *non-twisting*. Together R_2 and R_3 describe a state in which the bodies are rolling on each other.

Definition 2.1 (Kinematic bundles). *Let \mathfrak{S} , \mathfrak{R} , and \mathfrak{D} be the vector subbundles of $T(\partial M)$ defined by*

$$\begin{aligned}\mathfrak{S}_q &\cong \{\xi \in \mathfrak{g} \times \mathfrak{g} : R_2\} \\ \mathfrak{R}_q &\cong \{\xi \in \mathfrak{g} \times \mathfrak{g} : R_2, R_3\} \\ \mathfrak{D}_q &\cong \{\xi \in \mathfrak{g} \times \mathfrak{g} : R_2, R_3, R_4\}.\end{aligned}$$

Note that $\mathfrak{D} \subset \mathfrak{R} \subset \mathfrak{S}$. We refer to \mathfrak{S} as the non-slipping subbundle, \mathfrak{R} the rolling subbundle, and \mathfrak{D} the diagonal subbundle.

It will be shown that the diagonal subbundle \mathfrak{D} is the tangent bundle to the orbits of the action of G on M by left translations: $g(g_1, g_2) := (gg_1, gg_2)$. Later in we give a different definition of these subbundles, Definition 5.2, that makes their physical interpretation more clear. Then what is stated above as a definition is derived in Section 5.2.

2.3 THE KINETIC ENERGY METRIC AND THE IMPULSE SUBBUNDLE

Suppose now that the bodies B_j are assigned mass distributions represented by finite positive measures μ_j supported on B_j . Let $m_j := \mu_j(B_j)$ be the *mass* of B_j . We may assume without loss of generality that μ_j has zero first moment: $\int_{B_j} b d\mu_j(b) = 0$. This is to say that B_j has *center of mass* at the origin of \mathbb{R}^n . The matrix of second moments of μ_j is $L_j = (l_{rs})$, with entries

$$l_{rs} = \frac{1}{m_j} \int_{B_j} b_r b_s d\mu_j(b).$$

We call L_j the *inertia matrix* of body B_j . This matrix induces a map \mathcal{L}_j on $\mathfrak{so}(n)$ that associates to $Z \in \mathfrak{so}(n)$ the matrix $\mathcal{L}_j(Z) = L_j Z + Z L_j \in \mathfrak{so}(n)$.

Definition 2.2 (Kinetic energy Riemannian metric). *Given $q \in M$ and $u, v \in T_q M$, define the symmetric non-negative form on $T_q M$ by*

$$\langle u, v \rangle_q = \sum_j m_j \left[\frac{1}{2} \text{Tr} \left(\mathcal{L}_j(Z_j^u) Z_j^{v \dagger} \right) + z_j^u \cdot z_j^v \right]$$

where $(Z_1^u, z_1^u, Z_2^u, z_2^u)$ and $(Z_1^v, z_1^v, Z_2^v, z_2^v)$ are the translates to $\mathfrak{g} \times \mathfrak{g}$ of u, v . When the above bilinear form is positive definite we call it the kinetic energy Riemannian metric on M . Denoting by $\|\cdot\|_q$ the corresponding norm at q , we call $\frac{1}{2}\|v\|_q^2$ the kinetic energy associate to state (q, v) .

The kinetic energy function given in Definition 2.2 is easily shown (as indicated later) to come from integration with respect to the mass distribution measures of (one-half of) the Euclidean square norm of the velocity of material point b over the disjoint union of B_1 and B_2 . Thus Definition 2.2 agrees with the standard textbook definition of kinetic energy. It is also clear that the metric is invariant under the left-action of G on M . Note that the boundary of M is a G -invariant set.

For each $u \in \mathfrak{g}$ we define vector field $q \mapsto \tilde{u}_q \in T_q M$, $q = (g_1, g_2)$, by

$$\tilde{u}_q := \left. \frac{d}{dt} \right|_{t=0} e^{tu} q.$$

We call $u \mapsto \tilde{u}$ the *infinitesimal action* derived from the left G -action on M and \tilde{u} the *vector field associated to $u \in \mathfrak{g}$* .

Definition 2.3 (Momentum map). *The map $\mathcal{P}^{\mathfrak{g}} : TM \rightarrow \mathfrak{g}^*$ defined by*

$$\mathcal{P}^{\mathfrak{g}}(q, \dot{q})(u) = \langle \dot{q}, \tilde{u}_q \rangle_q$$

is called the momentum map associated to the G -action on M .

The most straightforward way of introducing dynamics into the system is through Newton's second law. There are several equivalent forms of it as we note later. The following is particularly convenient for our needs. We first define a *force field* (possibly time dependent) as a bundle map $F : TM \rightarrow T^*M$. Given a state (q, \dot{q}) , $q = (g_1, g_2)$, each component F_j of F can be pulled-back to \mathfrak{g}^* using right-translation R_{g_j} , so it makes sense to write

$$(2.1) \quad \frac{d}{dt} \mathcal{P}_j^{\mathfrak{g}}(q, \dot{q}) = R_{g_j}^* F_j.$$

This is Newton's second law written as a differential equation on the co-Lie algebra of G . Other useful forms are mentioned later. One of them is indicated in the next proposition, in which we use the notation $F^{\#}$ for the dual of F with respect to the left-invariant Riemannian metric and write

$$(Y_j(t, q, \dot{q}), y_j(t, q, \dot{q})) := (dL_{g_j})_e^{-1} F^{\#}(t, q, \dot{q}) \in \mathfrak{g}.$$

Here we are using the differential of the left-translation map L_{g_j} .

Proposition 2.2. *The equation $\frac{d}{dt} \mathcal{P}_j^{\mathfrak{g}}(q, \dot{q}) = R_{g_j}^* F_j$ is equivalent to*

$$\begin{aligned} m_j (\mathcal{L}_j \dot{Z}_j - [\mathcal{L}_j Z_j, Z_j]) &= \mathcal{L}_j(Y_j) \\ m_j \dot{v}_c &= A_j y_j \end{aligned}$$

where $g_j = (A_j, a_j)$ and $v_c = A_j z_j$ is the velocity of the center of mass of body B_j .

We assume that F results from the integrated effect of forces acting on the individual material points. That is, we assume that there exists a \mathbb{R}^n -valued measure φ_j on B_j parametrized by TM from which F is obtained by integration:

$$F(q, v)(u) = \int_{B_j} V_u(b) \cdot d\varphi_{j,q,v}(b)$$

for all $u \in T_q M$, where $V_u(b)$ is the velocity of the material point b in the state (q, u) . Of special interest for us are the forces involved in the collision process. These *impulsive* forces are characterized by being very intense and of very short duration, applied on a single point—the point of contact in each body.

That the forces act on each body only at the point of contact greatly restricts the right-hand side of the equation of motion in Proposition 2.2. This is indicated in the next proposition.

Proposition 2.3. *We suppose that the force field F_j acting on body B_j is such that the force distribution measure φ is singular, concentrated at the point b_j . Then the equations of motion of Proposition 2.2 reduce to*

$$\begin{aligned} m_j (\mathcal{L}_j \dot{Z}_j - [\mathcal{L}_j Z_j, Z_j]) &= b_j \wedge y_j \\ m_j \dot{v}_c &= A_j y_j \end{aligned}$$

For ideal impulsive forces (of infinite intensity and infinitesimal duration), momentum should change discontinuously. Integrating Equation 2.1 over a very short time interval $[t^-, t^+]$ around t produces a nearly discontinuous change in momentum while keeping the configuration essentially unchanged. We have informally

$$\mathcal{P}_j^g(q, \dot{q}_+) - \mathcal{P}_j^g(q, \dot{q}_-) = \int_{t_-}^{t_+} R_{g_j}^* F_j ds = \text{Impulse at } t.$$

It is not necessary for our needs to make more precise the limit process suggested by this expression. From it we obtain the form of the change in momentum after impact, which is given in the next proposition. Let $q = (g_1, g_2) \in \partial M$ be a collision configuration and denote by

$$(Z_1^\pm, z_1^\pm, Z_2^\pm, z_2^\pm) \in T_q M$$

the post- (+) and pre- (−) collision velocities of the two rigid bodies.

Proposition 2.4 (Velocity change due to impulse at contact point). *Given pre-collision velocity $(Z_1^-, z_1^-, Z_2^-, z_2^-)$ there exist $u_1, u_2 \in \mathbb{R}^n$ such that*

$$\begin{aligned} z_j^+ &= z_j^- + u_j \\ Z_j^+ &= Z_j^- + \mathcal{L}_j^{-1}(b_j \wedge u_j). \end{aligned}$$

Under conservation of linear momentum $m_1 A_1 u_1 + m_2 A_2 u_2 = 0$ holds.

The proof of the above proposition is given in Section 4.4. The assumption that impulsive forces of one body on the other at the moment of impact are applied at the

point of contact is a strong constraint. One can in principle conceive of force fields of relatively long range, acting throughout the bodies, that are briefly switched on at the moment of impact, then switched off as soon as the bodies lose contact. More realistically, the bodies could suffer a deformation around the region of impact, creating a small neighborhood of contact. Of course this goes beyond the rigid body model. Here it is assumed that these possibilities do not happen, and that any effect of one body on the other can only be transmitted through the single point of contact between them.

If L_j is non-negative definite of rank at least $n - 1$, \mathcal{L}_j is invertible. With this in mind, Proposition 2.4 suggests the following definition.

Definition 2.4 (Impulse subbundle). *The impulse subbundle of TM (over the base manifold ∂M) is defined so that its fiber at $q \in \partial M$ is the subspace*

$$\mathfrak{C}_q = \left\{ ((\mathcal{L}_1^{-1}(b_1 \wedge u_1), u_1), (\mathcal{L}_2^{-1}(b_2 \wedge u_2), u_2)) : u_j \in \mathbb{R}^n, m_1 A_1 u_1 + m_2 A_2 u_2 = 0 \right\}.$$

We have now the following vector subbundles of $i^*(TM)$, where $i : \partial M \rightarrow M$ is the inclusion map: $\mathfrak{D} \subset \mathfrak{R} \subset \mathfrak{S} \subset T(\partial M)$ and \mathfrak{C} . The latter subbundle is the only one that depends on the mass distributions.

Theorem 2.1. *The impulse subspace \mathfrak{C}_q is the orthogonal complement of the non-slipping subspace \mathfrak{S}_q and contains the unit normal vector \mathfrak{n}_q . Therefore,*

$$T_q M = \mathfrak{S}_q \oplus (\mathfrak{C}_q \ominus \mathbb{R}\mathfrak{n}_q) \oplus \mathbb{R}\mathfrak{n}_q$$

is an orthogonal direct sum.

A physical interpretation of this orthogonal decomposition will be given shortly.

2.4 COLLISION MAPS

Let \mathfrak{n}_q be the unit normal vector to ∂M pointing into M at a boundary configuration q . Define the half-spaces

$$T_q^+ M := \{v \in T_q M : \langle v, \mathfrak{n}_q \rangle \geq 0\} = -T_q^- M.$$

We call any $\mathcal{C}_q : T_q^- M \rightarrow T_q^+ M$ a *collision map* at q . By a *boundary condition* we mean the assignment of such a map \mathcal{C}_q to each $q \in \partial M$. We only consider here *linear* collision maps; that is, \mathcal{C}_q extends to a linear map on $T_q M$.

Definition 2.5 (Strict collision maps). *A collision map \mathcal{C}_q at $q \in \partial M$ is strict if the following hold for all $u, v \in T_q M$:*

1. Conservation of energy: $\langle \mathcal{C}_q v, \mathcal{C}_q u \rangle_q = \langle v, u \rangle_q$. *That is, \mathcal{C}_q is a linear isometry.*
2. Conservation of momentum: $\mathcal{P}^{\mathfrak{g}}(q, \mathcal{C}_q v) = \mathcal{P}^{\mathfrak{g}}(q, v)$.
3. Time reversibility: $\mathcal{C}_q^2 = \text{Id}$ *(a linear involution).*
4. Impulse at the point of contact: $\mathcal{C}_q v - v \in \mathfrak{C}_q$.

Proposition 2.5. *Condition 2 of Definition 2.5 is equivalent to assuming that \mathcal{C}_q restricts to the identity map on \mathfrak{D}_q . Condition 4 is equivalent to $\mathcal{C}_q \mathfrak{C}_q = \mathfrak{C}_q$ and $(\mathcal{C}_q - \text{Id})\mathfrak{C}_q^\perp = 0$.*

Thus energy conservation and impulse at a single contact point are together equivalent to \mathcal{C}_q being the identity on \mathfrak{S}_q . In this sense, condition (4) of Definition 2.5 can be regarded as generalizing momentum conservation as we note in Proposition 2.5. In fact, conservation of momentum amounts to \mathcal{C}_q being the identity on \mathfrak{D}_q , whereas 4 and Theorem 2.1 imply that \mathcal{C}_q is the identity on the bigger subspace \mathfrak{S}_q . An intermediate condition is that \mathcal{C}_q restricts to the identity on the rolling subspace \mathfrak{R}_q .

Corollary 2.1. *Strict collision maps are the linear isometric involutions of $T_q M$, $q \in \partial M$, that restrict to the identity map on the non-slipping subspace \mathfrak{S}_q .*

Collision maps have eigenvalues ± 1 . The map $P_\pm := \frac{I \pm \mathcal{C}_q}{2}$ is the orthogonal projection to the eigenspace associated to eigenvalue ± 1 .

Definition 2.6. *The dimension of the eigenspace of \mathcal{C}_q associated to eigenvalue -1 will be called the roughness rank of \mathcal{C}_q . The image of the orthogonal projection P_- (a subspace of \mathfrak{C}_q) will be called the roughness subspace at q .*

The unit normal vector \mathfrak{n}_q is always contained in the impulse subspace \mathfrak{C}_q and it must necessarily be in the -1 -eigenspace of \mathcal{C}_q .

Corollary 2.2. *Let n be the dimension of the ambient Euclidean space. Identifying*

$$\mathfrak{C}_q \ominus \mathbb{R}\mathfrak{n}_q \cong \mathbb{R}^{n-1},$$

the set of strict collision maps is the set of $C \in O(n-1)$ such that $C^2 = I$. Writing

$$\mathcal{J}_k := O(n-1)/(O(n-k-1) \times O(k)),$$

then the set of strict collision maps at any given boundary point is $\mathcal{J}_0 \cup \dots \cup \mathcal{J}_{n-1}$. Moreover, $\dim \mathcal{J}_k = k(n-k-1)$ and k is the roughness rank at q . We call \mathcal{J}_k the Grassmannian of rough subspaces having roughness rank k .

It is easy to compute the dimensions of the Grassmannians \mathcal{J}_k for strict collision maps. They are given, up to dimension 5, by the following table:

$$\dim \mathcal{J}_k : \left[\begin{array}{c|ccccc} & k & 0 & 1 & 2 & 3 & 4 \\ \hline n & & & & & & \\ 1 & & 0 & & & & \\ 2 & & 0 & 0 & & & \\ 3 & & 0 & 1 & 0 & & \\ 4 & & 0 & 2 & 2 & 0 & \\ 5 & & 0 & 3 & 4 & 3 & 0 \end{array} \right]$$

The table shows that in dimension 1 there is a unique strict collision map; in dimension 2 there are exactly 2 possibilities; and in dimension 3 there is one possibility of roughness rank 0 given by the standard reflection map, one possibility for maximal roughness rank 2, and a one-dimensional set of possibilities for roughness rank 1 parametrized by the lines through the origin in \mathbb{R}^2 . For general n , the unique collision map of maximal roughness rank will be referred to as the *completely rough* reflection map.

2.5 NON-STANDARD BILLIARD SYSTEMS

We have so far considered systems consisting of two unconstrained rigid bodies. The results of this paper can be extended to situations in which one body or both are subject to holonomic and non-holonomic constraints. We will explore this extension more systematically elsewhere. Here we consider only the case in which body B_1 remains fixed in place whereas B_2 is unconstrained except for the condition that it cannot overlap with B_1 . The term *billiard system* will refer to a system of this kind where B_2 is a ball with rotationally symmetric mass distribution. The system will be called non-standard if the (strict) collision maps are not all specular reflection.

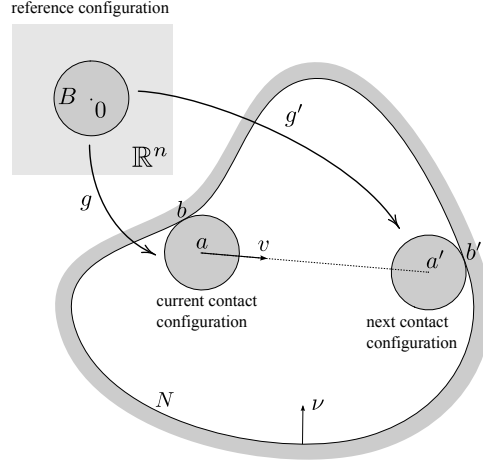


Figure 2: A billiard system. Body B_1 is kept fixed (the billiard table) and $B := B_2$ is a ball of rotationally symmetric mass distribution that can move freely in the complement of B_1 . Given the contact point $b \in N$ and the post-collision velocity v of the center of mass of B , the point of contact of the next collision will be written $b' = T(b, v)$.

Let R denote the radius of $B := B_2$ and m its mass. Due to rotational symmetry of the mass distribution of B , the matrix of inertia L is scalar, that is, $L = \lambda I$. For example, a simple integral calculation shows that if B has uniform mass distribution, then $\lambda = \frac{R^2}{n+2}$. (Recall that we have defined L as the matrix of second moments of the mass distribution measure divided by the total mass, so m does not appear in λ .) The (smooth) boundary of B_1 will be denoted N and the unit normal vector field on N pointing into the region of free motion of B will be denoted ν . Trajectories of the billiard system are sequences of states: $(g_0, \xi_0), (g_1, \xi_1), \dots$, where

$$(g_i, \xi_i) \in SE(n) \times \mathfrak{se}(n) \cong TSE(n), \quad g_i = (A_i, a_i), \quad \xi_i = (Z_j, z_j).$$

Here g_i is the contact configuration and ξ_i the post-collision velocities in the body frame (reference configuration) at the i th collision.

To each contact state $(g, \xi) = (A, a, Z, z)$ is associated a unique contact point $b \in N$ and the post-collision velocity $v = Az$ of the center of mass. The center of mass of B in configuration g is a and the velocity of any given material point $b \in B$ is $V(b) := A(Zb + z)$. When it is necessary to distinguish points in N and in B we write $b \in N$ and $b_o \in B$. The unit normal vector to B at b_o will be written $\nu_o(b_o) = b_o/R$. The point of contact at the next collision, which only depends on b and v , will be denoted $b' = T(b, v)$. See Figure 2.

One step of the billiard motion, $(g, \xi) \mapsto (g', \xi')$, amounts to the following operations.

1. From the current collision state (g, ξ) at time t one obtains the contact point $b \in N$ and velocity v of the center of mass a of B where $g = (A, a) = (A(t), a(t))$. It should be kept in mind that $\xi = (Z, z)$ describe post-collision velocities so $v = Az$ points into the region of free motion of the ball.
2. Obtain the contact point $b' = T(b, v) \in N$ and the time $t' = t + \tau$ of the next collision.
3. Obtain the next pre-collision state: (g', ξ^-) where $g' = (A', a') = (A(t + \tau), a(t + \tau))$, $\xi^- = (Z^-, z^-)$, and

$$A' = Ae^{\tau Z}, \quad a' = a + \tau Az, \quad Z^- = Z, \quad z^- = e^{-\tau Z} z.$$

This is the free (geodesic) motion between collisions. Observe that $a' = b' + R\nu(b')$.

4. Let $b_o = (g')^{-1}b' \in \partial B$ be the contact point on the ball in the reference configuration at the next collision and denote by Π_o, Π_o^\perp the orthogonal projections to the tangent space to ∂B at b_o and to $\mathbb{R}\nu_o(b_o)$, respectively. Note that $A'\nu_o(b_o) = -\nu(b')$.
5. Finally, compute $\xi' = (Z', z')$ from (Z^-, z^-) using the choice of collision map. It will be shown that

$$(2.2) \quad (Z', z') = \left(Z^- - \frac{\alpha}{2\lambda} b_o \wedge (I - \mathcal{T})V^-, z^- - \alpha(I - \mathcal{T})V^- - 2\Pi_o^\perp z^- \right),$$

where $\alpha := 1/(1 + R^2/2\lambda)$, $V^- = \Pi_o(Z^-b_o + z^-)$, and \mathcal{T} is a linear involution on $T_{b_o}(\partial B)$ corresponding to a choice of collision map. For specular reflection $\mathcal{T} = I$ and for completely rough collisions $\mathcal{T} = -I$.

2.6 EXAMPLES OF NON-STANDARD BILLIARDS

We assume in all examples the uniform mass distribution on the ball B so $\lambda = R^2/(n+2)$, where R is the radius of B . Let first $n = 2$. In this case the only non-standard collision map corresponds to $\mathcal{T} = -I$. Elements of the rotation group are parametrized by the angle of rotation θ and elements of the Lie algebra of $SO(2)$ are written as $\dot{\theta}J$, where J is the rotation matrix by $\pi/2$ in the counterclockwise direction. Together with the standard coordinates (x, y) we obtain coordinates (θ, x, y) on $SE(2)$. It will be convenient to make the coordinate change: $x_0 = R\theta/\sqrt{2}, x_1 = x, x_2 = y$. This yields coordinates $(x_0, x_1, x_2, \dot{x}_0, \dot{x}_1, \dot{x}_2)$ on the billiard state space. We also write $v_0 = \dot{x}_0$ and $v = (\dot{x}_1, \dot{x}_2)^\dagger$ for the velocity of the center of mass of the disc.

The choice of coordinates is made so that the kinetic energy Riemannian metric becomes, up to multiplicative constant, the standard Euclidean metric. Then it can be derived

from Equation 2.2 that the post-collision velocities (v_0^+, v^+) after collision at point of contact $b \in N$ is the function of the pre-collision velocities (v_0^-, v^-) given by

$$(2.3) \quad \begin{aligned} v_0^+ &= -\frac{1}{3}v_0^- + \frac{2\sqrt{2}}{3}v^- \cdot (J\nu(b)) \\ v^+ &= \left[\frac{2\sqrt{2}}{3}v_0^- + \frac{1}{3}v^- \cdot (J\nu(b)) \right] J\nu(b) - v^- \cdot \nu(b)\nu(b). \end{aligned}$$

Thus the state updating equations for a 2-dimensional non-standard billiard system is as follows. If τ is the time of free flight between the two consecutive collisions and setting $\mathbf{x} = (x_0, x_1, x_2)$, $\mathbf{v} = (v_0, v_1, v_2)$, then the billiard map giving the next state $(\mathbf{x}', \mathbf{v}')$ as a function of the present state $(\mathbf{x}, \mathbf{v}^-)$ is $(\mathbf{x}', \mathbf{v}') = (\mathbf{x} + \tau\mathbf{v}, \mathbf{v}^+)$ where \mathbf{v}^+ is related to \mathbf{v}^- according to Equations 2.3. The geometric interpretation of those equations is explained in Figure 3. Note the role played by the angle β defined by $\cos \beta = 1/3$, $\sin \beta = 2\sqrt{2}/3$. In [3] it is observed that β is the dihedral angle of a regular tetrahedron. In the figures to follow we only indicate the position of the center of the disc; we draw a smaller table whose boundary is at a distance R from the boundary of the original table and we imagine the center of the ball as a point mass bouncing off the boundary of this smaller region.

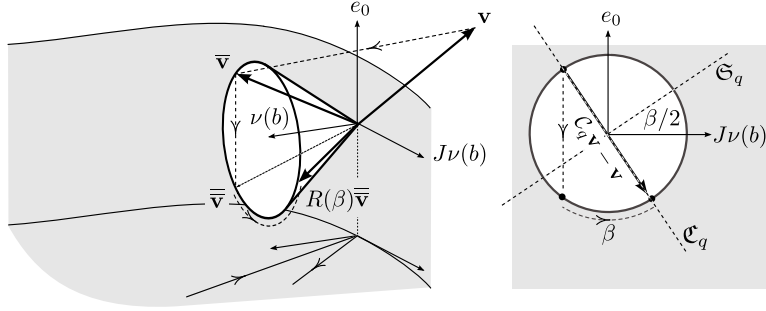


Figure 3: Geometric interpretation of the rough reflection in angle-position space for $n = 2$. The e_0 component of the incoming velocity \mathbf{v} is the scaled angular velocity $v_0 = R\dot{\theta}/\sqrt{2}$. The outgoing velocity is obtained by first reflecting \mathbf{v} specularly on the plane spanned by e_0 and $J\nu(v)$ to find $\bar{\mathbf{v}}$, then reflecting the latter specularly on the plane spanned by $\nu(b)$ and $J\nu(b)$, and finally rotating the resulting vector by β as indicated. As noted in [3], β is the dihedral angle of a regular tetrahedron.

Next we show examples of trajectories of systems with rough collisions. The examples are given here without much analysis. We leave the more systematic study of the dynamics of such systems for another article. As a first illustration, consider the case of a circular billiard table. The typical trajectory is shown in Figure 4 and a few more examples are shown in Figure 5.

The following proposition captures the main properties of trajectories of circular rough billiards readily observed in the Figure 4.

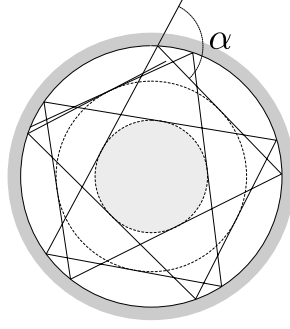


Figure 4: Caustics of a circle billiard with rough collisions consist of pairs of concentric circles. The angle α at each vertex of the projection of a trajectory on the xy -plane is constant along the trajectory.

Proposition 2.6 (Circular billiard with rough collisions). *For a billiard system with circular table of radius r and rough collisions, the projections of trajectories from the 3-dimensional angle-position space to the disc in position plane have the property that the vertex angle at each collision is a constant of motion. Moreover, for each projected trajectory γ , there exists a pair of concentric circles of radius less than r that are touched tangentially and alternately by the sequence of line segments of γ at the middle point of these segments.*




Figure 5: Three orbit segments with different initial conditions for the motion of the center of mass of a disc in a circular billiard table with rough contact.

The next example consists of a moving disc in a wedge-shaped table with rough collisions. A few examples of trajectories for different values of the vertex angle of the billiard table are shown in Figure 6. What is most notable in this case is the existence of bounded orbits. Other properties such as periodic orbits for certain angles of the wedge table and caustics are clearly suggested by the figures.

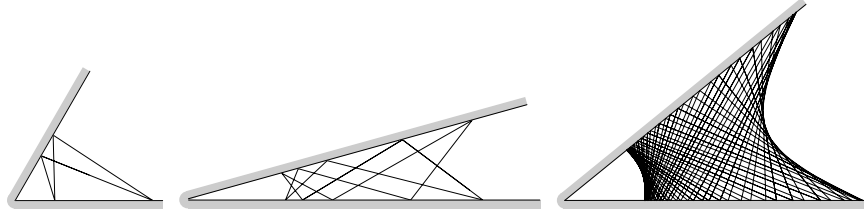


Figure 6: Motion of a disc in wedge shaped table. The typical segment of trajectory (more precisely, the motion of the center of mass only) is shown on the right. The two trajectories on the left, which consist of 1000 free flight segments each, are likely periodic.

In the previous examples the boundary condition on M amounted to a constant (more precise, parallel) choice of \mathcal{C}_q . We wish to illustrate now boundary conditions for which the map $q \mapsto \mathcal{C}_q$ varies in a nontrivial way or is chosen randomly. Let the billiard system consist of a disc moving in an infinite strip bounded by two parallel lines. We suppose that one hemisphere of the boundary of the disc is rough and the other is smooth. In Figure 7 we show graphs of the position of the (center of) the disc along the longitudinal axis of the table as a function of the collision step. The time between two consecutive collisions is easily shown to be constant, so the step number is proportional to time. The three graphs describe the same trajectory at different time scales, as indicated in the legend of the figure.

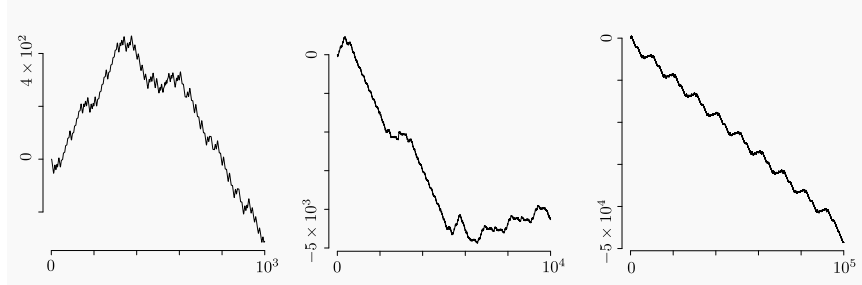


Figure 7: A single orbit of the motion of a disc between parallel plates in dimension 2. Half of the boundary circle is rough and the other half is smooth. The horizontal axis indicates the step number, taken as a proxy for time. The vertical axis gives the distance of the center of mass along the length of the 2-dimensional channel.

It is interesting to observe the apparent long range quasi-periodic behavior of trajectories. It is also interesting to note the differences between this example and the next shown in Figure 8. The setting is essentially the same, except that a point on the boundary of the disc is chosen to be rough or smooth randomly with equal probability. This is thus an

example of a random boundary condition. The longitudinal motion now corresponds to a random walk, for which it is possible to prove a diffusion (Brownian motion) limit.

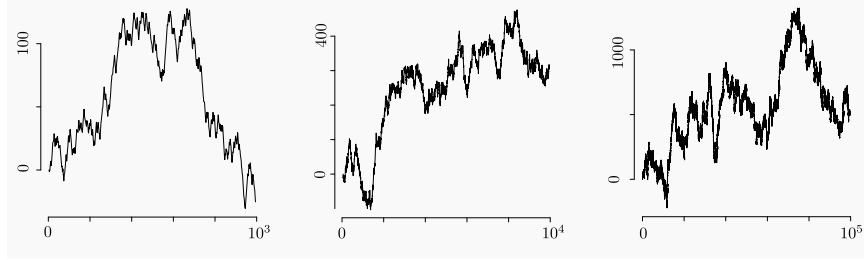


Figure 8: Disc between parallel plates in dimension 2. This is similar to Figure 7 except that the roughness rank is now random, either 0 or 1 with equal probabilities.

We consider now a few examples in dimension 3. In all cases, a ball of uniform mass distribution moves between two parallel infinite plates. In dimension three, the roughness rank can be 0, 1, or 2. Standard specular reflection has roughness rank 0; we explore examples of roughness rank 1 and 2.

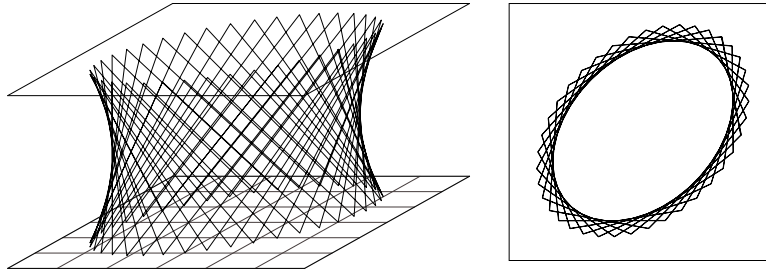


Figure 9: Typical segment of trajectory in position space and its horizontal projection for the motion of the center of mass of a ball bouncing between two parallel plates in dimension 3 with roughness rank equal to 2. Note that orbits are bounded.

Figure 9 illustrates the case of roughness rank 2 collisions. The figure on the right shows the projection of the trajectory to the coordinate plane parallel to the plates. One notable property of the system is that trajectories are bounded. In dimension 2, a similar property was noted in [3].

When the roughness rank is one, the set of collision maps comprise a one-dimensional family. Figure 10 shows some combinations of boundary conditions. One clearly notices that whenever the roughness rank in at least one plate is not maximal, trajectories are no longer bounded. The boundary conditions for the systems of Figure 10 are of the following types: one plate has roughness rank 2 and the other has roughness rank 1 with

constant rough direction (that is, constant map \mathcal{T} in Equation 2.2); and both plates have roughness rank 1, with random rough direction for the bottom plate and either constant or independent random rough direction for the top plate. Specifically, we choose the directions given by angles $0, \pi/3, 2\pi/3$ with equal probabilities. The legend of the figure shows which trajectory corresponds to which condition.

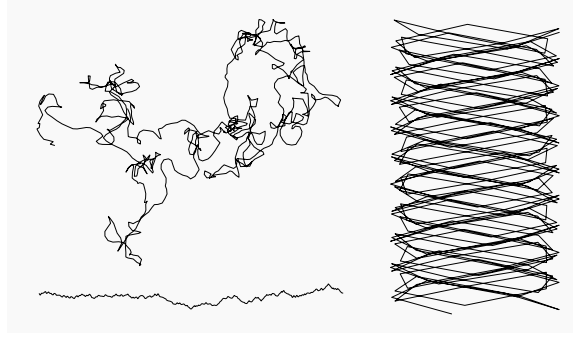


Figure 10: Horizontal projection of motion of the center of mass for a ball bouncing between two parallel plates in dimension 3. Top left: roughness rank 1 for both top and bottom plates and random (and independent) roughness directions; bottom left: top and bottom roughness rank 1, but now roughness direction is constant for the top and random for the bottom plate; right: roughness rank is 2 for top plate and 1 for bottom plate, with constant roughness direction. Making the the rough direction random for the bottom plate gives a trajectory that does not look significantly different than the one on the top left.

2.7 INVARIANT MEASURE

A fundamental property of the dynamics of standard billiard systems is the existence of a canonical invariant measure on constant energy surfaces, sometimes referred to as the Liouville measure. We give here a sufficient condition for the same measure to be invariant under non-standard collisions.

Let S denote the boundary of the configuration manifold of the two-bodies system. As before, we assume that S is smooth. We fix a value \mathcal{E} of the kinetic energy and denote

$$N^{\mathcal{E}} = \left\{ (q, v) \in TM : q \in S, \frac{1}{2} \|v\|^2 = \mathcal{E} \right\}.$$

Define the *contact* form θ on TM to be the 1-form such that $\theta_v(\xi) = \langle v, d\pi_v \xi \rangle_q$, where π is the base point projection from TM to M (and we indicate the element of TM by v rather than (q, v) in subscripts). It is well-known that $d\theta$ defines a symplectic form on TM . It can also be shown that the restriction of $d\theta$ to $N^{\mathcal{E}}$ defines a symplectic form on $N^{\mathcal{E}} \setminus TS$. (See, for example, [5].)

The *billiard map* T on N^ε associates the post-collision state of the system at the time of a collision to the post-collision state at the next collision. There are well-known issues about this map, even for standard billiards in dimension 2, that make the precise specification of its domain difficult to describe. See, for example, [4]. Here we assume that the domain of T consists of a “large” open set of full Lebesgue in N^ε and omit any further reference to it since this issue of domains is not specific to our rough billiards. The next result is shown by a local argument and considerations of domain do not play a role.

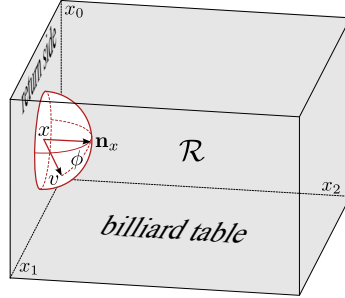


Figure 11: Angle-position parallelepiped \mathcal{R} for rectangular billiard table and disc. The canonical invariant billiard measure on a constant energy hypersurface is, up to multiplicative constant, the product of the Euclidean area measure on the boundary of \mathcal{R} and the measure on the hemisphere of velocity directions given by $\cos \phi dA$ where dA is the Euclidean area measure on the hemisphere. If billiard trajectories are initiated on the side $x_2 = 0$ with random initial condition given by the just described measure, return trajectories will have the same distribution. See Figure 12.

Theorem 2.2. *Suppose that the field of collision maps $q \in S \mapsto \mathcal{C}_q$ is piecewise smooth and parallel (where it is smooth) with respect to the Levi-Civita connection associated to the kinetic energy Riemannian metric. Let $\Omega = d\theta \wedge \dots \wedge d\theta$ be the form (of degree $2n - 2$, where n is the dimension of the ambient Euclidean space) derived from the canonical symplectic form $d\theta$ on $N^\varepsilon \setminus TS$. Then Ω is, up to sign, invariant under the billiard map.*

Corollary 2.3. *Rough billiards in dimension 2 preserve the canonical billiard measure.*

The theorem will be proved in Section 7. Corollary 2.3 is due to the following observation. The boundary of M is a flat surface with the Euclidean metric and the vectors $e_0, J\nu(b)$ shown on the right-hand side of Figure 3 constitute a parallel frame. The orthogonal line distributions \mathcal{C}_q and \mathcal{S}_q are also parallel as the angle between each of them and e_0 is constant. But these are the eigenspaces of \mathcal{C}_q for the eigenvalues -1 and 1 , respectively. It follows that the field of rough collision maps is parallel.

We will leave for a future paper a more detailed investigation of invariant measures of non-standard billiards. Here we simply illustrate Theorem 2.2 with a numerical observation concerning the motion of a disc in a rectangular table with rough collisions.

The geometric set-up is shown in Figure 11. The configuration manifold in this case is a parallelepiped \mathcal{R} in dimension 3 and the canonical billiard measure on the manifold N of unit length vectors with base points on the boundary of \mathcal{R} has density proportional to $\rho(v) = v \cdot \mathbf{n}_q = \cos \phi$, $0 \leq \phi \leq \pi/2$, with respect to the Riemannian volume measure on N , where ϕ is the angle the vector v makes with the normal vector to the boundary.

It can be shown that Theorem 2.2 applies to this case. As an experiment to illustrate invariance of the billiard measure for rough collisions we sample initial conditions on the face $x_2 = 0$ with the uniform distribution for the (x_0, x_1) positions and initial velocity v having probability density proportional to $\cos \phi$ relative to the uniform probability on the unit hemisphere. If the return states to the face $x_2 = 0$ are distributed according to the same measure, then the angle ϕ for the return velocity must be distributed relative to Lebesgue measure on $[0, \pi/2]$ with density $\sin(2\phi)$, which is the marginal density function for the angle distribution with respect to the Lebesgue measure $d\phi$ on $[0, \pi/2]$, under the assumption that the billiard measure is invariant.

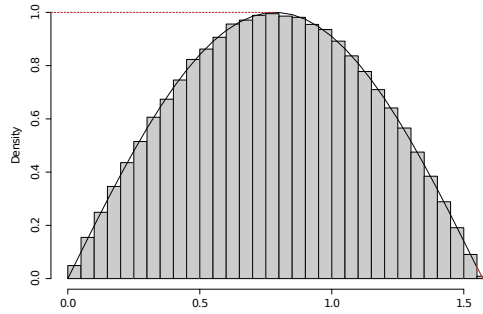


Figure 12: Experiment to illustrate invariance of the billiard measure for a rectangular table.

This is indeed the case as shown in Figure 12. A large number (10^5) of initial conditions starting from one side of the rectangle are sampled from the normalized billiard measure restricted to that side. For each trajectory, the return state to that side is computed and the angle relative to the normal (to the side of the angle-position parallelepiped corresponding to that side of the rectangle) is recorded. The distribution of values is shown in the above histogram. The superimposed line is the graph of $\sin(2\phi)$.

3 THE EUCLIDEAN GROUP AND ITS LIE ALGEBRA

The proofs of the main statements made above will be given after we establish some basic material. Despite the classical nature of the subject, standard textbook treatments of collisions of rigid bodies are not adequate for our needs while the more differential geometric texts in mechanics mostly do not treat this topic. Thus we find it necessary to develop the subject more or less from scratch. In this section we review general facts about the Lie theory and Riemannian geometry of the Euclidean group with left-invariant metrics that will be needed throughout the paper.

3.1 GENERALITIES

The *isometry group* of (\mathbb{R}^n, \cdot) , where ‘ \cdot ’ indicates the standard inner product, is the Lie group of all the affine maps of the form $x \mapsto Ax + a$ for $A \in O(n)$ and $a \in \mathbb{R}^n$ under composition of maps. The closed subgroup of orientation preserving isometries, in which $A \in SO(n)$, is the *Euclidean group* in dimension n , denoted $SE(n)$. The latter is isomorphic to the semidirect product $SO(n) \ltimes \mathbb{R}^n$ with multiplication operation

$$(A_2, a_2)(A_1, a_1) = (A_2 A_1, A_2 a_1 + a_2)$$

and inverse

$$(A, a)^{-1} = (A^{-1}, -A^{-1}a).$$

It is also isomorphic to a subgroup of the general linear group $GL(n+1, \mathbb{R})$ under the correspondence

$$(A, u) \in SO(n) \ltimes \mathbb{R}^n \mapsto \begin{pmatrix} A & u \\ 0 & 1 \end{pmatrix} \in GL(n+1, \mathbb{R}).$$

The Lie algebras of $SO(n)$ and $SE(n)$ will be denoted $\mathfrak{so}(n)$ and $\mathfrak{se}(n)$. The former consists of all the skew-symmetric matrices in the linear space $M(n, \mathbb{R})$ of $n \times n$ real matrices and $\mathfrak{se}(n)$, when $SE(n)$ is viewed as a subgroup of $GL(n+1, \mathbb{R})$, consists of the matrices

$$\begin{pmatrix} X & x \\ 0 & 0 \end{pmatrix} \in M(n+1, \mathbb{R})$$

where $X \in \mathfrak{so}(n)$ and x is any vector in \mathbb{R}^n . Indicating the matrix by the pair (X, x) , the Lie bracket is written

$$[(X, x), (Y, y)] = (XY - YX, Xy - Yx).$$

One-parameter subgroups of $SE(n)$ have the form

$$\sigma(t) := \exp \left(t \begin{pmatrix} X & w \\ 0 & 0 \end{pmatrix} \right) = \begin{pmatrix} e^{tX} & \int_0^t e^{sX} w ds \\ 0 & 1 \end{pmatrix}.$$

It is useful to introduce the *wedge product*, the bilinear operation that associates to a pair of vectors a, b in \mathbb{R}^n the skew-symmetric matrix $a \wedge b \in \mathfrak{so}(n)$ whose (i, j) -entry is

$$(a \wedge b)_{ij} = a_j b_i - a_i b_j.$$

The following elementary properties of the wedge product will be used. The transpose of a matrix will be indicated by U^\dagger .

Proposition 3.1. *Let a, b, u be (column) vectors in \mathbb{R}^n , $A \in SO(n)$ and $Z \in \mathfrak{so}(n)$. Then*

1. $(a \wedge b)u = (a \cdot u)b - (b \cdot u)a$
2. $(a \wedge b)^\dagger = b \wedge a$
3. $A(a \wedge b)A^{-1} = (Aa) \wedge (Ab)$

$$4. \operatorname{Tr}((a \wedge b)Z^\dagger) = 2(Za) \cdot b$$

$$5. \operatorname{Tr}((a \wedge b)(c \wedge d)^\dagger) = (a \cdot c)(b \cdot d)$$

6. Let V be the span of orthogonal unit vectors $a, b \in \mathbb{R}^n$. Then $(a \wedge b)^2 = -I$ and

$$R(\theta) := \exp(\theta a \wedge b) = (\cos \theta)I + (\sin \theta)a \wedge b \in SO(n).$$

Thus $R(\theta)$ is the identity on V^\perp , and a rotation on V .

7. Let $e_n = (0, \dots, 0, 1)^\dagger \in \mathbb{R}^n$ and $\Pi : \mathbb{R}^n \rightarrow \mathbb{R}^{n-1} = e_n^\perp$ the orthogonal projection. Then

$$Z = \Pi Z \Pi + e_n \wedge (Z e_n)$$

and $\Pi Z \Pi = 0$ iff there exists $z \in \mathbb{R}^{n-1}$ such that $Z = e_n \wedge z$.

8. For $a \in \mathbb{R}^3$ set $\omega(a)b := a \times b$ —the cross-product by a on the left. Then $a \wedge b = \omega(a \times b)$ and $A\omega(a)A^{-1} = \omega(Aa)$.

9. If $n = 2$, then $a \wedge b = b \cdot (Ja)J$ where J is counterclockwise rotation by $\pi/2$.

Proof. All properties are proved by straightforward calculations. \square

3.2 LEFT-INVARIANT RIEMANNIAN METRICS ON $SE(n)$

Let $\langle \cdot, \cdot \rangle$ be a left-invariant Riemannian metric on the connected Lie group G with Lie algebra \mathfrak{g} . Let ∇ be the associated Levi-Civita connection. Define $B : \mathfrak{g} \times \mathfrak{g} \rightarrow \mathfrak{g}$ by

$$\langle B(u, v), w \rangle = \langle [v, w], u \rangle.$$

If X, Y, Z are left-invariant vector fields on G such that $X_e = u, Y_e = v, Z_e = w$, then from

$$(3.1) \quad 2\langle \nabla_X Y, Z \rangle = -\langle [Y, Z], X \rangle - \langle [X, Z], Y \rangle + \langle [X, Y], Z \rangle$$

we obtain

$$(3.2) \quad (\nabla_X Y)_e = \frac{1}{2} \{[u, v] - B(u, v) - B(v, u)\}.$$

A left-invariant vector field X is a *geodesic* vector field if and only if $0 = \nabla_X X = -B(X, X)$. It is not difficult to show that if the metric is bi-invariant then $B(u, u) = 0$ for all $u \in \mathfrak{g}$.

We adopt the notation: If $v \in T_g G$, then $g^{-1}v := (dL_{g^{-1}})_g v \in T_e G = \mathfrak{g}$.

Proposition 3.2. *Let $g(t)$ be any smooth curve in G and X a vector field along $g(t)$, not necessarily left-invariant. Define $z(t) := g(t)^{-1}\dot{g}(t)$ and $w(t) := g(t)^{-1}X_{g(t)}$. Then*

$$g(t)^{-1} \left(\frac{\nabla X}{dt} \right)_{g(t)} = \dot{w} + \frac{1}{2} ([z, w] - B(z, w) - B(w, z)).$$

In particular, $g(t)$ is a geodesic if and only if $\dot{z} = B(z, z)$.

Proof. Let e_1, \dots, e_n be a basis of \mathfrak{g} and E_1, \dots, E_n the respective left-invariant vector fields on G . We write $X = \sum f_j E_j$, $g'(t) = \sum h_j(t) E_j(g(t))$. Then, using Equation 3.2,

$$\frac{\nabla X}{dt} = \sum_{j,k} h'_j(t) \left[E_j f_k + \frac{1}{2} f_k ([E_j, E_k] - B(E_j, E_k) - B(E_k, E_j)) \right]_{g(t)},$$

from which we obtain the desired expression after left-multiplying by $g(t)^{-1}$. \square

Let the Lie algebra of G be $\mathfrak{g} = \mathfrak{s} \oplus \mathfrak{r}$, where \mathfrak{r} is an ideal and \mathfrak{s} is a Lie subalgebra. Let $\langle \cdot, \cdot \rangle$ be a left-invariant Riemannian metric on G and ∇ the corresponding Levi-Civita connection. We suppose that \mathfrak{s} and \mathfrak{r} are orthogonal subspaces.

Proposition 3.3. *The following properties hold, where we indicate by the same letter elements of \mathfrak{g} and the associated left-invariant vector fields on G . For $z, z_j \in \mathfrak{r}$, $Z, Z_j \in \mathfrak{s}$*

1. $\nabla_{Z_1} Z_2$ and $B(Z_1, Z_2)$ lie in \mathfrak{s}
2. $\nabla_{z_1} z_2 \in \mathfrak{r}$. If \mathfrak{r} is abelian, $\nabla_{z_1} z_2 = 0$ and $B(z_1, z_2) \in \mathfrak{s}$.
3. $\nabla_z Z = 0$ and $\nabla_Z z = [Z, z]$. Moreover $B(z, Z) \in \mathfrak{r}$ and $B(Z, z) = 0$.

Proof. All properties follow from the definition of B , Expression 3.1 for the Levi-Civita connection, and the assumption that the subalgebra \mathfrak{s} and the ideal \mathfrak{r} are orthogonal. \square

Let S and R be the subgroups of G having lie algebras \mathfrak{s} and \mathfrak{r} , respectively. Then G is the semi-direct product $G = S \ltimes R$, where R is a normal subgroup of G . We now assume that R is a vector subgroup, hence abelian, and that S is a compact subgroup acting on R by linear transformations, $S \subset GL(R)$, preserving an inner product $\langle \cdot, \cdot \rangle$ on R . That is, S is a subgroup of the orthogonal group $O(R, \langle \cdot, \cdot \rangle)$. Elements of G will be denoted (A, a) where $A \in S$ and $a \in R$. Indicating the action of S on R by Aa , the multiplication in G takes the form

$$(A_1, a_1)(A_2, a_2) = (A_1 A_2, A_1 a_2 + a_1).$$

Note that $\text{Ad}_{(A,0)}(0, z) = (0, Az)$ and $\text{ad}_{(Z,0)}(0, z) = (0, Zz)$, where $\langle Zz, z \rangle = 0$ since A acts on R by isometries.

Proposition 3.4. *Under the just stated assumptions $B(z, z) = 0$ and $B(z, Z) = -Zz$. If $g(t)$ is a geodesic, writing $(Z(t), z(t)) = g(t)^{-1} \dot{g}(t)$ we have $\dot{Z} = B(Z, Z)$ and $\dot{z} = -Zz$*

Proof. These simple remarks are consequences of the definition of B , the algebraic assumptions about the group, and Proposition 3.2. \square

4 NEWTONIAN MECHANICS OF RIGID BODIES

We give here some alternative expressions of Newton's equation of motion. The approach, if not the notations, is essentially that of [1]. Other useful references are [2] and [7].

4.1 MOMENTUM OF A TANGENT VECTOR AND THE MOMENTUM MAP

If M is a Riemannian manifold with metric $\langle \cdot, \cdot \rangle$ and $v \in T_q M$, we denote

$$\mathcal{P}(q, v) := \langle v, \cdot \rangle_q \in T_q^* M$$

and call this covector the *momentum* associated to the (velocity) vector v at (configuration) q . The pair (q, v) will be called a *state* of the system. We often indicate states by (q, \dot{q}) , dotting the quantities of which time derivative is taken. The momentum map $\mathcal{P}^{\mathfrak{g}} : TM \rightarrow \mathfrak{g}^*$ was defined in Section 2.3.

If $M = G$ is endowed with a left-invariant Riemannian metric, the momentum map for the left-action of G is given by $\mathcal{P}^{\mathfrak{g}}(g, \dot{g})(u) = \langle \dot{g}, (dR_g)_e u \rangle_g$. Because the Riemannian metric is left-invariant,

$$\mathcal{P}^{\mathfrak{g}}(g, \dot{g})(u) = \langle g^{-1} \dot{g}, \text{Ad}_{g^{-1}} u \rangle_e.$$

In this case we also write $\mathcal{P}^{\mathfrak{g}}(v) := \langle v, \cdot \rangle_e \in \mathfrak{g}^*$ for $v \in \mathfrak{g}$. Then

$$\mathcal{P}^{\mathfrak{g}}(g, \dot{g}) = \text{Ad}_{g^{-1}}^* \mathcal{P}^{\mathfrak{g}}(g^{-1} \dot{g})$$

where $\text{Ad}_g^* \alpha = \alpha \circ \text{Ad}_g$ and Ad_g is the differential of the map $L_g \circ R_{g^{-1}}$.

Proposition 4.1. *Given a smooth curve $g(t)$ in G and setting $z(t) := g(t)^{-1} \dot{g}(t)$, then*

$$\frac{d}{dt} \mathcal{P}^{\mathfrak{g}}(g, \dot{g}) = \text{Ad}_{g^{-1}}^* \mathcal{P}^{\mathfrak{g}}(\dot{z} - B(z, z)).$$

In particular, $g(t)$ is a geodesic if and only if momentum $\mathcal{P}^{\mathfrak{g}}(g, \dot{g})$ is constant.

Proof. First note that

$$\frac{d}{dt} \text{Ad}_{g^{-1}}(u) = -[z, \text{Ad}_{g^{-1}} u].$$

It follows from the definitions that

$$\frac{d}{dt} \mathcal{P}^{\mathfrak{g}}(g, \dot{g})(u) = \frac{d}{dt} \langle z, \text{Ad}_{g^{-1}} u \rangle = \langle \dot{z}, \text{Ad}_{g^{-1}} u \rangle - \langle z, [\text{Ad}_{g^{-1}} u] \rangle = \langle \dot{z} - B(z, z), \text{Ad}_{g^{-1}} u \rangle.$$

The expression on the far right is now $\mathcal{P}^{\mathfrak{g}}(\dot{z} - B(z, z)) \circ \text{Ad}_{g^{-1}}$ evaluated at u . \square

When $G = SO(n)$, define on $M(n, \mathbb{R})$ the bilinear form

$$\langle X, Y \rangle_0 := \text{Tr}(XY^\dagger).$$

Then $\langle \cdot, \cdot \rangle_0$ is an Ad_G -invariant non-degenerate positive bilinear form on $\mathfrak{so}(n)$ and the associated left-invariant Riemannian metric on G is bi-invariant. Thus for any left-invariant Riemannian metric $\langle \cdot, \cdot \rangle$ there must exist a linear map $\mathcal{L} : \mathfrak{g} \rightarrow \mathfrak{g}$, symmetric and positive definite with respect to $\langle \cdot, \cdot \rangle_0$, such that $\langle Z_1, Z_2 \rangle = \frac{1}{2} \langle \mathcal{L}(Z_1), Z_2 \rangle_0$. We are interested in such \mathcal{L} that arises from a symmetric matrix $L \in M(n, \mathbb{R})$ according to the definition $\mathcal{L}(Z) := ZL + LZ$, in which case

$$\frac{1}{2} \text{Tr}(\mathcal{L}(Z_1) Z_2^\dagger) = \text{Tr}(Z_1 L Z_2^\dagger).$$

If u_1, \dots, u_n is a basis of \mathbb{R}^n of eigenvectors of L , $Lu_i = \lambda_i u_i$, then the $u_i \wedge u_j$ comprise a basis of $\mathfrak{so}(n)$ such that $\mathcal{L}(u_i \wedge u_j) = (\lambda_i + \lambda_j) u_i \wedge u_j$.

Proposition 4.2. *Given $L \in M(n, \mathbb{R})$ define the linear map $\mathcal{L} : M(n, \mathbb{R}) \rightarrow M(n, \mathbb{R})$ by $\mathcal{L}(Z) = ZL + LZ$. If L is symmetric and non-negative definite of rank at least $n - 1$, then \mathcal{L} is an isomorphism and $\langle Z_1, Z_2 \rangle := \frac{1}{2} \text{Tr}(\mathcal{L}(Z_1)Z_2^\dagger)$ is a left-invariant Riemannian metric on $SO(n)$. The tensor B for this metric is*

$$B(Z_1, Z_2) = [LZ_1, Z_2]L^{-1}$$

for all $Z_1, Z_2 \in \mathfrak{so}(n)$.

Proof. Let $\lambda_1, \dots, \lambda_l$ be the distinct eigenvalues and V_1, \dots, V_l the respective eigenspaces of L . Let $\pi_j : \mathbb{R}^n \rightarrow V_j$ denote the orthogonal projections. Then $\pi_j L = L\pi_j = \lambda_j \pi_j$. It suffices to show that \mathcal{L} has trivial kernel. Thus suppose $\mathcal{L}(Z) = 0$. Then for all i, j ,

$$0 = \pi_i \mathcal{L}(Z) \pi_j = \pi_i LZ \pi_j + \pi_i ZL \pi_j = (\lambda_i + \lambda_j) \pi_i Z \pi_j.$$

But $\lambda_i + \lambda_j > 0$ by the assumptions on L so all blocks $\pi_i Z \pi_j$ are zero, hence $Z = 0$. The expression for B follows from $\text{Tr}([Z_2, Z_3]LZ_1^\dagger) = \text{Tr}([LZ_1, Z_2]L^{-1}Z_3^\dagger)$. \square

4.2 KINETIC ENERGY METRICS ON $SE(n)$ FOR RIGID BODIES IN \mathbb{R}^n

The left-invariant metrics on $G = SE(n)$ of interest here are derived from mass distributions on the rigid body. Let $B \subset \mathbb{R}^n$ denote the body in its *reference configuration*. The position of *material point* $b \in B$ in the configuration $g = (A, a) \in G = SO(n) \times \mathbb{R}^n$ is $\Phi(g, b) := Ab + a$. We call $\Phi : G \times B \rightarrow \mathbb{R}^n$ the *position map* and use the alternative notations $\Phi(g, b) = g(b) = \Phi_b(g)$ as convenience dictates. For now (until we consider collisions shortly) B may be any measurable set with a finite (positive) measure μ defining its mass distribution. Recall from Section 2.3 that $m := \mu(B)$ is the mass of the body and the first moment of μ is 0. When considering the motion of several bodies, we assume that the center of mass of each of them in the standard configuration is at 0.

Elements of $\mathfrak{g} = \mathfrak{so}(n) \times \mathbb{R}^n$ will be written in the form $\xi = (Z, z)$. Let L_g and R_g denote left and right-multiplication by g . We will very often use the identification $G \times \mathfrak{g} \cong TG$ given by $(g, \xi) \mapsto (dL_g)_e \xi$. Each $v \in T_g G$ gives rise to the map $V_v : B \rightarrow \mathbb{R}^n$ defined by $V_v(b) = (d\Phi_b)_q v$, which is the velocity of b in state (g, v) . The *kinetic energy Riemannian metric* on G is defined so that the inner product of $u, v \in T_g G$ is given by

$$\langle u, v \rangle_g = \int_B V_u(b) \cdot V_v(b) d\mu(b).$$

Proposition 4.3. *The Riemannian metric on $SE(n)$ associated to the mass distribution μ is invariant under left-translations.*

Proof. To see this, note first that

$$V_v(b) = \left. \frac{d}{ds} \right|_{s=0} g e^{s\xi} b = \left. \frac{d}{ds} \right|_{s=0} \left(A e^{sZ} b + A \int_0^s e^{tZ} z dt + a \right) = A(Zb + z).$$

Here we have used the form of the exponentiation in $SE(n)$ given in Section 3.1. Therefore, as A leaves invariant the standard inner product in \mathbb{R}^n ,

$$V_u(b) \cdot V_v(b) = (Z^u b + z^u) \cdot (Z^v b + z^v)$$

and so $\langle (dL_g)_e \xi, (dL_g)_e \eta \rangle_g = \langle \xi, \eta \rangle_e$. \square

Recall the *inertia matrix* L introduced in Section 2.3.

Proposition 4.4. *The matrix L associated to mass distribution μ satisfies:*

1. *For arbitrary $n \times n$ matrices Z_1 and Z_2 , $\int_B (Z_1 b) \cdot (Z_2 b) d\mu(b) = \text{Tr}(Z_1 L Z_2^\dagger)$.*
2. *If $A \in SO(n)$, the inertia matrix of the rotated body gB is $L^A := A L A^\dagger$.*
3. *$L = \lambda I$ if μ is $SO(n)$ -invariant. If μ is uniform on a ball of radius R , $\lambda = (n+2)^{-1} R^2$.*

Proof. These are obtained by elementary calculations. \square

Let $\mathcal{L}(Z) = LZ + ZL$ where, from now on, L is an inertia matrix.

Corollary 4.1. *The kinetic energy Riemannian metric can be written in the form*

$$(4.1) \quad \langle u, v \rangle_g = m \left[\frac{1}{2} \text{Tr}(\mathcal{L}(Z_u) Z_v^\dagger) + z_u \cdot z_v \right]$$

where $u, v \in T_g G$ and their left-translates to \mathfrak{g} are indicated by (Z_u, z_u) and (Z_v, z_v) .

Proposition 4.5 (Tensor B for $\mathfrak{se}(n)$). *Let $SE(n)$ be given the left-invariant Riemannian metric associated to the inertia matrix L . Then*

$$B((Z_1, z_1), (Z_2, z_2)) = \left(\left([LZ_1, Z_2] - \frac{1}{2} z_1 \wedge z_2 \right) L^{-1}, -Z_2 z_1 \right).$$

Proof. Observe that

$$\begin{aligned} \langle [(Z_2, z_2), (Z_3, z_3)], (Z_1, z_1) \rangle &= \langle ([Z_2, Z_3], Z_2 z_3 - Z_3 z_2), (Z_1, z_1) \rangle \\ &= m \left\{ \text{Tr}([Z_2, Z_3] L Z_1^\dagger) + (Z_2 z_3 - Z_3 z_2) \cdot z_1 \right\} \\ &= m \text{Tr} \left(\left([LZ_1, Z_2] - \frac{1}{2} z_1 \wedge z_2 \right) L^{-1} L Z_3^\dagger \right) - m (Z_2 z_1) \cdot z_3 \\ &= \left\langle \left(\left([LZ_1, Z_2] - \frac{1}{2} z_1 \wedge z_2 \right) L^{-1}, -Z_2 z_1 \right), (Z_3, z_3) \right\rangle. \end{aligned}$$

The claimed identity now follows from the definition on B . \square

We note that if $L = \lambda I$, then $B((Z, z), (Z, z)) = (0, -Zz)$.

Proposition 4.6. *Give $G = SE(n)$ the left-invariant Riemannian metric defined by a mass distribution on the rigid body B with inertia matrix L and mass m . Let $\xi = (W, w) \in \mathfrak{g}$ and $(g, v) \in TG$ where $g = (A, a)$ and $v = (dL_g)_e(Z, z)$. Then*

$$\mathcal{P}^g(g, v)(\xi) = \frac{1}{2} m \text{Tr} \left\{ (\text{Ad}_A \mathcal{L}(Z) + x_c \wedge v_c) W^\dagger \right\} + m v_c \cdot w.$$

Here $x_c = a$ is the position of the center of mass of the body in configuration g and $v_c := Az$ is the velocity of the center of mass for the given state (g, v) .

Proof. This is a straightforward computation based on the definition of \mathcal{P}^g and the expression of the Riemannian metric given in Corollary 4.1. \square

Let $\langle \cdot, \cdot \rangle_{\mathfrak{g}}$ be the left-invariant inner product on \mathfrak{g} given by

$$(4.2) \quad \langle (Z, z), (W, w) \rangle_{\mathfrak{g}} := \text{Tr}(ZW^\dagger) + z \cdot w.$$

Then, with the notation of Proposition 4.6,

$$(4.3) \quad \mathcal{P}^{\mathfrak{g}}(g, v)(\xi) = m \left\langle \left(\frac{1}{2} (\text{Ad}_A \mathcal{L}(Z) + x_c \wedge v_c), v_c \right), (W, w) \right\rangle_{\mathfrak{g}}$$

4.3 SINGULAR FORCE FIELDS AND IMPULSES

Let M be the configuration manifold of a mechanical system with the kinetic energy Riemannian metric and material body B with mass distribution measure μ .

A *force field* on M is a bundle map $F : TM \rightarrow T^*M$ possibly depending on time, although we omit explicit reference to the time variable. So if $v \in T_q M$, then $F(q, v) \in T_q^* M$. Forces acting on B typically arise from a \mathbb{R}^n -valued (possibly time dependent) measure φ on B , parametrized by TM , called the *force distribution*. From such a measure we define the force field $F(q, v) \in T_q^* M$ such that for each $u \in T_q M$,

$$F(q, v)(u) = \int_B V_u(b) \cdot d\varphi_{q,v}(b).$$

We are interested in cases where $\varphi_{q,v}$ is singular, supported on a single point of B .

Definition 4.1 (Newton's equation). *Newton's equation of motion of the (unconstrained) mechanical system with configuration manifold $(M, \langle \cdot, \cdot \rangle)$ and force field F is*

$$\frac{\nabla}{dt} \mathcal{P}(q, \dot{q}) = F(t, q, \dot{q}).$$

Proposition 4.7. *Give $M = SE(n)$ a left-invariant Riemannian metric and let F be a force field on M . Let $F^\#$ be the dual field, so $F(t, q, v)(u) = \langle F^\#(t, q, v), u \rangle_q$. Then*

$$\frac{\nabla}{dt} \mathcal{P}(g, \dot{g}) = F \Leftrightarrow \frac{\nabla \dot{g}}{dt} = F^\# \Leftrightarrow \dot{w} - B(w, w) = (dL_{g^{-1}})_g F^\# \Leftrightarrow \frac{d}{dt} \mathcal{P}^{\mathfrak{g}}(g, \dot{g}) = R_g^* F.$$

Proof. These are consequences of Propositions 3.2 and 4.1. \square

When $M = SE(n)$, it is useful to regard the force field as a Lie algebra-valued by left-translating each force vector to $T_e G$. We define

$$\mathcal{F}(t, g, \dot{g}) := (Y(t, g, \dot{g}), y(t, g, \dot{g})) := (dL_g)^{-1} F^\#(t, g, \dot{g}) \in \mathfrak{g}.$$

Then, using the notation of 4.2,

$$(4.4) \quad \begin{aligned} \langle \mathcal{F}, \text{Ad}_{g^{-1}} \xi \rangle_{\mathfrak{g}} &= \frac{1}{2} \text{Tr} [(\text{Ad}_A \mathcal{L}(Y) + x_c \wedge Ay) W^\dagger] + (Ay) \cdot w \\ &= \left\langle \left(\frac{1}{2} (\text{Ad}_A \mathcal{L}(Y) + x_c \wedge Ay), Ay \right), (W, w) \right\rangle_{\mathfrak{g}} \end{aligned}$$

Proposition 2.2 follows from these remarks, keeping in mind that $v_c = Az$ and $x_c = a$.

Let the force be applied on a single point $Q = Q(t, g, \dot{g}) \in \mathbb{R}^n$, so that φ is supported on Q . Let $u = (dR_g)\xi \in T_q M$, $\xi = (W, w) \in \mathfrak{g}$. Note that we are using right-translation here since we wish to evaluate the last of the equivalent equations of Proposition 4.7 on the Lie algebra element ξ . Then there exists $\mathcal{J} = \mathcal{J}(t, g, \dot{g})$ depending only of F such that

$$F(t, g, \dot{g})(u) = \int_B V_u(b) \cdot d\varphi_{g, \dot{g}}(b) = V_u(g^{-1}Q) \cdot \mathcal{J} = (WQ + w) \cdot \mathcal{J} = \frac{1}{2} \text{Tr}((\mathcal{J} \wedge Q)W^\dagger) + \mathcal{J} \cdot w.$$

This gives

$$F(t, g, \dot{g})(u) = \left\langle \left(\frac{1}{2} Q \wedge \mathcal{J}, (W, w) \right), (W, w) \right\rangle_{\mathfrak{g}}.$$

It follows from the expression 4.4 of F that

$$\begin{aligned} \text{Ad}_A \mathcal{L}(Y) + x_c \wedge Ay &= Q \wedge \mathcal{J} \\ Ay &= \mathcal{J}. \end{aligned}$$

Writing $f_c := Ay$, this is equivalent to $f_c = \mathcal{J}$ and $\text{Ad}_A \mathcal{L}(Y) = (Q - x_c) \wedge f_c$. Therefore, the equation of motion becomes

$$\begin{aligned} m\dot{v}_c &= f_c \\ m \text{Ad}_A (\mathcal{L}\dot{Z} - [\mathcal{L}Z, Z]) &= (Q - x_c) \wedge f_c \end{aligned}$$

proving Proposition 2.3.

Our informal discussion of the idea of impulse from earlier in the paper and the above remarks now give the expression $((Q - x_c) \wedge \mathcal{J}_c, \mathcal{J}_c) \in \mathfrak{g}$ for the change in momentum due to singular forces applied to Q . This gives the following.

Proposition 4.8 (Change in momentum due to impulsive forces). *If the rigid body with mass m , inertia matrix L and associated Lie algebra map \mathcal{L} , is subject to an impulsive force concentrated at point $Q \in \mathbb{R}^n$ at a given time, then momentum changes discontinuously according to*

$$(4.5) \quad \begin{aligned} mv_c^+ - mv_c^- &= \mathcal{J}_c \\ m \text{Ad}_A \mathcal{L}(Z^+ - Z^-) &= (Q - x_c) \wedge \mathcal{J}_c \end{aligned}$$

for some vector $\mathcal{J}_c \in \mathbb{R}^n$ depending on the state of the body. As before, $x_c = a$ indicates the center of mass of the body in configuration $g = (A, a)$, $v^\pm = Az^\pm$ are the velocities of the center of mass immediately prior to and after the application of the impulse, and $(g, (Z^\pm, z^\pm))$ are the pre- and post-impulse states of the body.

4.4 SEVERAL BODIES AND MOMENTUM CONSERVATION

If the mechanical system consists of several unconstrained rigid bodies, B_1, \dots, B_k (in reference configuration) subject to forces $F_j(q, v)$, $j = 1, \dots, k$, the configuration manifold M is a subset of the product $G \times \dots \times G$, with one copy of $G = SE(n)$ for each body. We consider for now only motion in the interior of M .

We say that forces are *internal* to the system if they are somehow due to the influence of the bodies on each other. More specifically, we use term ‘internal’ when $F_j = \sum_{i \neq j} F_{ij}$ and the $F_{ij} = F_{ij}(q, v)$ —the force body i exerts on body j in state (q, v) —satisfies the property of *action-reaction*: $F_{ij} = -F_{ji}$. If the forces are derived from, possibly singular, measures $\varphi_{q,v}(j, b|i, b')$ on $B_i \times B_j$ so that

$$F_{ij}(q, v)(u) = \int_{B_i} \int_{B_j} V_u(b') \cdot d\varphi_{q,v}(j, b'|i, b),$$

then the action-reaction property, expressed in terms of φ , means that

$$d\varphi(i, b|j, b') = -d\varphi(j, b'|i, b)$$

for almost every b, b' (with respect to φ). Newton’s equation applied to body j is then

$$\frac{\nabla}{dt} \mathcal{P}_j(q, \dot{q}) = \sum_{i \neq j} F_{ij}(t, q, \dot{q})$$

and the total momentum $\mathcal{P}(q, \dot{q}) = \sum_j \mathcal{P}_j(q, \dot{q})$ is conserved:

$$\frac{\nabla}{dt} \mathcal{P}(q, \dot{q}) = \sum_j \sum_{i \neq j} F_{ij}(t, q, \dot{q}) = 0.$$

Another way to interpret the notion of forces internal to the system is to assume that the total work the F_i do along a rigid motion of the entire system, that is, the work along a path in M of the form $\gamma(t) := e^{t\xi} q = (e^{t\xi} g_1, \dots, e^{t\xi} g_k)$ is zero. The total work is then

$$\begin{aligned} 0 &= \int_a^b \sum_j F_j(\gamma(t), \gamma'(t))(\gamma'_j(t)) dt \\ &= \sum_j \int_a^b (R_g^* F_j(\gamma(t), \gamma'(t)))(\xi) dt \\ &= \sum_j \int_a^b \frac{d}{dt} [\mathcal{P}_j^g(\gamma_j(t), \gamma'_j(t))(\xi)] dt \\ &= \sum_j \mathcal{P}_j^g(\gamma(b), \gamma'(b))(\xi) - \sum_j \mathcal{P}_j^g(\gamma(a), \gamma'(a))(\xi) \end{aligned}$$

and, again, the total momentum (now in the sense of the momentum map on \mathfrak{g}) is constant. In this sense, conservation of momentum follows, as expected, from a symmetry property.

Of particular interest here are two bodies that interact through impulses applied to a common point of collision Q . Then for each body, indicated by the index $i = 1, 2$,

$$(4.6) \quad \begin{aligned} m_i v_{c,i}^+ - m_i v_{c,i}^- &= \mathcal{J}_{c,i} \\ m_i \operatorname{Ad}_{A_i} \mathcal{L}_i(Z_i^+ - Z_i^-) &= (Q - x_{c,i}) \wedge \mathcal{J}_{c,i} \end{aligned}$$

where the impulse vectors satisfy $\mathcal{J}_{c,1} + \mathcal{J}_{c,2} = 0$ by conservation of momentum. Proposition 2.4 is now a consequence of this observation and of Proposition 4.8.

5 KINEMATICS OF TWO RIGID BODIES

The configuration manifold of a system of several (unconstrained) rigid bodies in \mathbb{R}^n is a submanifold with boundary of the product of copies of the Euclidean group $SE(n)$, one copy for each body. The Riemannian metric is then the product of the Riemannian metrics for each single body. Here we focus on the boundary of the configuration manifold of two bodies and certain structures therein.

Let B_1 and B_2 be submanifolds of \mathbb{R}^n of dimension n having smooth boundary and equipped with mass distribution measures μ_1 and μ_2 with masses $m_j := \mu_j(B_j) < \infty$ and zero first moment. The bodies need not be bounded. The configuration manifold M is by definition the closure of

$$(5.1) \quad M_0 := \{q = (g_1, g_2) \in G \times G : g_1(B_1) \cap g_2(B_2) = \emptyset\}$$

where $G = SE(n)$. We further assume that each collision configuration $q = (g_1, g_2) \in \partial M$ is such that $g_1(B_1) \cap g_2(B_2)$ consists of a single point.

The definition of M as the closure of M_0 is not a very useful description of M near its boundary. In particular, it is not so clear how to translate geometric information about the boundaries of the B_j into information about the boundary of M . For this purpose we introduce the *extended configuration manifold* M_e defined below.

Let N_j be the boundary of B_j and let ν_j be the outward-pointing unit normal vector field on N_j . By a (positive) *adapted* orthonormal frame at $b \in N_j$ of sign $\epsilon \in \{+, -\}$ we mean a positive orthogonal map $\sigma : \mathbb{R}^n \rightarrow T_b \mathbb{R}^n \cong \mathbb{R}^n$ such that $\sigma e_n = \epsilon \nu_j(b)$. Here e_n is the last vector of the standard basis (e_1, \dots, e_n) of \mathbb{R}^n . Hence σ is an element of $SO(n)$ mapping \mathbb{R}^n isometrically to $T_b N_j$. If σ is an adapted frame and $h \in H := SO(n-1)$, then σh is also an adapted frame with the same base point as σ . In this way, H acts freely and transitively by right multiplication on the set of adapted frames at any given point of N_j .

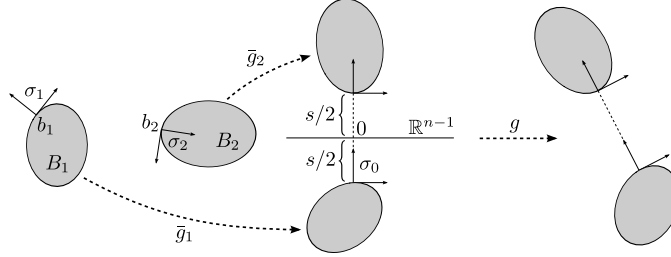


Figure 13: Interpretation of the map Ψ . The transformation \bar{g}_j sends body B_j from its standard configuration to the configuration that takes the adapted frame σ_j to the standard frame in \mathbb{R}^n , and the point b_j into the line through the origin along e_n a distance $s/2$ from the origin.

We denote by \mathcal{F}_j^ϵ the principal H -bundle of adapted (positive) orthonormal frames over N_j of sign ϵ . Elements of \mathcal{F}_j^ϵ will be written (b, σ) , where σ is in the fiber $\mathcal{F}_j^\epsilon(b)$. The

extended configuration manifold is the product $M_e := \mathcal{F}_1^+ \times \mathcal{F}_2^- \times G \times [0, \infty)$. We can now define the map $\Psi : M_e \rightarrow G \times G$ by $\Psi(b_1, \sigma_1, b_2, \sigma_2, g, s) = (g_1, g_2)$ where

$$\begin{aligned} g_1 = g\bar{g}_1 &= g(\sigma_1^{-1}, -\sigma_1^{-1}b_1 - s/2) = \left(A\sigma_1^{-1}, a - \frac{s}{2}Ae_n - A\sigma_1^{-1}b_1\right) \\ g_2 = g\bar{g}_2 &= g(\sigma_2^{-1}, -\sigma_2^{-1}b_2 + s/2) = \left(A\sigma_2^{-1}, a + \frac{s}{2}Ae_n - A\sigma_2^{-1}b_2\right). \end{aligned}$$

The geometric interpretation of Ψ is shown in Figure 13. Note that points on the boundary of M correspond under Ψ to points in M_e with coordinate $s = 0$. The groups G and H naturally act on M_e on left and right, respectively:

$$g(b_1, \sigma_1, b_2, \sigma_2, g', s)h := (b_1, \sigma_1 h, b_2, \sigma_2 h, gg'h, s).$$

The quotient M_e/H is easily seen to be a smooth manifold and the projection $M_e \rightarrow M_e/H$ is a principal H -bundle. It is also immediate from the definitions that

$$\Psi(gqh) = g\Psi(q)$$

for all $\xi \in M_e$, where the action of G on $G \times G$ is defined by $g(g_1, g_2) = (gg_1, gg_2)$. Therefore, Ψ induces a G -equivariant map

$$\bar{\Psi} : M_e/H \rightarrow G \times G.$$

Equivariance means $\bar{\Psi}(gq) = g\bar{\Psi}(q)$. The G -action on M_e admits a smooth cross-section:

$$S := \mathcal{F}_1^+ \times \mathcal{F}_2^- \times \{e\} \times [0, \infty).$$

The G -action on M_e and on M_e/H leaves invariant the coordinate s ; in particular, it leaves the boundary of these two manifolds invariant.




Figure 14: For M_e/H to be a good parametrization of M near the boundary some pathologies must be avoided. Far left: a boundary configuration in M_e/H that is not in ∂M ; middle pair: two distinct elements of M_e/H corresponding to the same element in ∂M ; far right: a curve in M_e that is mapped under $\bar{\Psi}$ to a single point in M .

It is natural to expect that under reasonable assumptions the restriction of $\bar{\Psi}$ to a neighborhood of the boundary of M_e/H will be a diffeomorphism onto a neighborhood of the boundary of M , thus providing a useful parametrization for the purpose of understanding collisions. Figure 14 shows some of the situations that must be avoided. We give shortly a few sets of sufficient conditions for $\bar{\Psi}$ to be a local diffeomorphism, but our immediate goal is to explore M_e , M_e/H , and their boundaries a little further.

5.1 THE TANGENT BUNDLE OF ∂M_e AND $\partial(M_e/H)$

Recall that the shape operator of a hypersurface $N \subset \mathbb{R}^n$ with unit normal vector field ν at a point $b \in N$ is the linear map $S_b : T_b N \rightarrow T_b N$ defined by $v \mapsto -D_v \nu$ where D_v is the Levi-Civita connection for the standard Euclidean metric in \mathbb{R}^n . We write $\nabla_v X := \Pi_b D_v X$ for a tangent vector field X on N , where Π_b is the orthogonal projection from \mathbb{R}^n to $T_b N$. This is the Levi-Civita connection on N for the induced metric. Let (b, σ) be a point in the adapted frame bundle \mathcal{F}^ϵ over N and (v, ζ) a tangent vector to \mathcal{F}^ϵ at (b, σ) . Then, by differentiating $\nu(\gamma(t)) = -(-1)^\epsilon \sigma(t) e_n$, where $(\gamma(t), \sigma(t))$ is a smooth curve representing (v, ζ) at $(b, \sigma) = (\gamma(0), \sigma(0))$, we obtain

$$S_b(v) = (-1)^\epsilon \zeta e_n = -\zeta \sigma^{-1} \nu(b) = -\sigma V \sigma^{-1} \nu(b)$$

where $V := \sigma^{-1} \zeta$ can be regarded as an element of $\mathfrak{so}(n)$ just as σ is viewed as an element of $SO(n)$. The tangent bundle of \mathcal{F}^ϵ for any smooth hypersurface N has now the following description. Let $(b, \sigma) \in \mathcal{F}^\epsilon$. Then

$$T_{(b, \sigma)} \mathcal{F}^\epsilon \cong \{(v, V) \in T_b N \times \mathfrak{so}(n) : S_b(v) = -\sigma V \sigma^{-1} \nu(b)\}.$$

As before, we use the canonical identification $TG \cong G \times \mathfrak{g}$ and write elements of \mathfrak{g} in the form $(Z, z) \in \mathfrak{so}(n) \times \mathbb{R}^n$. The shape operator of N_j will be written $S^{(j)}$. We omit the superscript when it is clear from the context to which body the operator is associated. Then the tangent space of M_e at a point $q = (b_1, \sigma_1, b_2, \sigma_2, g, s)$ is given by

$$T_q M_e = \{(v_1, V_1, v_2, V_2, Z, z, \varrho) : v_j \in T_{b_j} N_j, V_j \in \mathfrak{so}(n), (Z, z) \in \mathfrak{g}, \varrho \in \mathbb{R}, \\ S_{b_j} v_j = -\sigma_j V_j \sigma_j^{-1} \nu_j(b_j), j = 1, 2\}.$$

Tangent spaces to ∂M_e consist of those vectors for which $\varrho = 0$.

Let G_q and H_q represent the orbits through $q \in \partial M_e$ of the (right and left, respectively) actions of G and H on M_e . The tangent spaces at q of the respective orbits will be written \mathfrak{g}_q and \mathfrak{h}_q . Then

$$(5.2) \quad \mathfrak{g}_q = \{(0, 0, 0, 0, Z, z, 0) : (Z, z) \in \mathfrak{g}\} \text{ and } \mathfrak{h}_q = \{(0, Y, 0, Y, Y, 0, 0) : Y \in \mathfrak{h}\}.$$

At any $q \in \partial M_e$ the differential of Ψ is

$$d\Psi_q(v_1, V_1, v_2, V_2, Z, z, \varrho) = (Z_1, z_1, Z_2, z_2),$$

where, denoting $\text{Ad}_\sigma(W) := \sigma W \sigma^{-1}$,

$$(5.3) \quad \begin{aligned} Z_j &= \text{Ad}_{\sigma_j}(Z - V_j) \\ z_j &= \sigma_j z - \text{Ad}_{\sigma_j}(Z - V_j)b_j - v_j - \varrho \nu_j(b_j). \end{aligned}$$

The next proposition contains as a special case Proposition 2.1. It uses the notation

$$S_j := \sigma_j^{-1} S_{b_j}^{(j)} \sigma_j : \mathbb{R}^{n-1} \rightarrow \mathbb{R}^{n-1}$$

for any $q = (b_1, \sigma_1, b_2, \sigma_2, g, s)$. We allow s to be non-zero, in which case $S^{(j)}$ is the shape operator of the level hypersurface of M_e/H corresponding to value s .



Figure 15: Situations for which Proposition 5.1 applies.

Proposition 5.1. *The map $\Psi : M_e \rightarrow G \times G$ is a submersion from a neighborhood \mathcal{U} of the boundary of M_e onto a neighborhood of the boundary of M if any of the following conditions involving \mathcal{U} and the shape operators holds.*

1. $S_1 + S_2$ is non-singular at all points of ∂M_e . In this case, \mathcal{U} is a neighborhood of ∂M_e where this non-singular condition holds.
2. \mathcal{U} is a neighborhood of ∂M_e where one of the S_j is non-singular and $S_1 + S_2 - sS_1S_2$ is also non-singular.
3. If the two bodies are convex and the boundary of one of them has non-vanishing Gauss-Kronecker curvature so that S_j is everywhere non-singular on N_j for some j , then $\mathcal{U} = M_e$.

In each case \mathcal{U} is G -invariant, the kernel of $d\Psi_q$ is \mathfrak{h}_q at each $a \in \mathcal{U}$, and $\Psi|_{\mathcal{U}} : \mathcal{U} \rightarrow \Psi(\mathcal{U})$ is a principal H -bundle. In addition, the boundary of M is a smooth submanifold and there are smooth functions $b_j : \partial M \rightarrow N_j$, $j = 1, 2$, such that $b_1(q), b_2(q)$ are the unique points on the respective bodies that are brought into contact in collision configuration q .

Proof. By counting dimensions we see that \mathcal{U} should be a neighborhood of the boundary of M_e where the kernel of $d\Psi_q$ is \mathfrak{h}_q . It follows from equations 5.2 and 5.3 above that this kernel contains \mathfrak{h}_q . We show equality under the conditions of item (2), the other cases being similar. Say that S_2 is non-singular. From the explicit form of $d\Psi_q$ given in 5.3 we see that $\xi = (v_1, V_1, v_2, V_2, Z, z, \varrho)$ lies in that kernel if and only if $Z = V_1 = V_2$ and $z = \sigma_j^{-1}v_j - (-1)^j \frac{s}{2} Ze_n$ for $j = 1, 2$. Observe that $\sigma_j^{-1}v_j$ and Ze_n lie in \mathbb{R}^{n-1} , which is orthogonal to e_n . Hence $\varrho = 0$. Keeping in mind $\sigma_j V_j e_n = (-1)^j S_{b_j} v_j$, we obtain

$$\begin{aligned} -S_1 z &= Ze_n - \frac{s}{2} S_1 Ze_n \\ S_2 z &= Ze_n - \frac{s}{2} S_2 Ze_n. \end{aligned}$$

From this we conclude that $[S_1 + S_2 - sS_1S_2]S_2^{-1}Ze_n = 0$ which, under the conditions of (2) implies that $Ze_n = 0$. Since S_2 is non-singular, this also implies that $z = 0$ and $v_j = 0$. Therefore, $\xi = (0, Z, 0, Z, Z, 0, 0)$, where $Z \in \mathfrak{h}$ since $Ze_n = 0$. That $\Psi|_{\mathcal{U}}$ is a principal H -bundle is now easy. G -equivariance of Ψ implies that \mathcal{U} is G -invariant. \square

Assuming for simplicity that \mathcal{U} of Proposition 5.1 is all of M_e (we only need what follows on some neighborhood of the boundary of M_e), it is useful to know whether the principal bundle $M_e \rightarrow M$ admits a G -invariant connection since the associated horizontal subspace \mathcal{H}_q can then serve as a proxy for the tangent space of $T_{\bar{q}}M$, without having to go to the quotient. A principal H -connection on M_e is given by a one-form ω taking values in \mathfrak{h} and satisfying the properties:

1. $\omega_q(Y_q) = Y \in \mathfrak{h}$, where Y_q is the vector induced by the infinitesimal action of \mathfrak{h} ;
2. $h^*\omega = \text{Ad}_{h^{-1}} \circ \omega$.

Let Π be the orthogonal projection from \mathbb{R}^n to $\mathbb{R}^{n-1} = e_n^\perp$.

Proposition 5.2. *For any real constants c_1, c_2, c_3 such that $c_1 + c_2 + c_3 = 1$ the \mathfrak{h} -valued one-form ω on M_e given by*

$$\omega_q(v_1, V_1, v_2, V_2, Z, z, \varrho) = c_1 \Pi V_1 \Pi + c_2 \Pi V_2 \Pi + c_3 \Pi Z \Pi$$

is a G -invariant H -connection on M_e .

Proof. This is a simple check. □

Let us choose $\omega_q(\xi) := \Pi V_1 \Pi$ and denote by \mathcal{H}_q the horizontal subspace defined by this choice of connection form. Recall the maps S_j on \mathbb{R}^{n-1} for $q = (b_1, \sigma_1, b_2, \sigma_2, g, 0) \in \partial M_e$ given by $S_j = \sigma_j^{-1} S_{b_j} \sigma_j$. The b_j are determined uniquely from $\Psi(q)$ and the σ_j are determined uniquely up to an overall common element of H acting on the right.

Proposition 5.3. *Let $q = (b_1, \sigma_1, b_2, \sigma_2, g, 0) \in \partial M_e$ and suppose that $S_1 + S_2$ is invertible. Then $d\Psi_q$ maps \mathcal{H}_q isomorphically onto $\mathfrak{g} \times \mathfrak{g}$ and*

$$d\Psi_q(\mathcal{H}_q \cap T_q(\partial M_e)) = \{(Z_1, z_1, Z_2, z_2) \in \mathfrak{g} \times \mathfrak{g} : \nu_1 \cdot (Z_1 b_1 + z_1) + \nu_2 \cdot (Z_2 b_2 + z_2) = 0\}$$

where $\nu_1 = \nu_1(b_1)$ and $\nu_2 = \nu_2(b_2)$ are the unit normal vectors.

Proof. The proof is elementary, but we show the main point. Let $\bar{\xi} = (Z_1, z_1, Z_2, z_2) \in \mathfrak{g} \times \mathfrak{g}$. We wish to show the existence of a unique $\xi = (v_1, V_1, v_2, V_2, Z, z, \varrho) \in \mathcal{H}_q$ that is sent to $\bar{\xi}$ under $d_q\Psi$. The components of ξ satisfy:

$$\sigma_j^{-1} v_j \in \mathbb{R}^{n-1}, \quad \Pi V_j \Pi = 0, \quad (Z, z) \in \mathfrak{g}, \quad \varrho \in \mathbb{R}, \quad S_j \sigma_j^{-1} v_j = (-1)^j V_j e_n.$$

and Z_j, z_j are related to theses quantities by

$$Z_j = \text{Ad}_{\sigma_j}(Z - V_j), \quad z_j = \sigma_j z - \text{Ad}_{\sigma_j}(Z - V_j)b_j - v_j - \varrho \nu_j(b_j).$$

Writing $g = (A, a)$ and $\Psi(q) = (g_1, g_2)$, we have $g_j = (A\sigma_j^{-1}, a - A\sigma_j^{-1}b_j)$. Note that

$$(5.4) \quad \sigma_1^{-1} v_1 - \sigma_2^{-1} v_2 + 2\varrho e_n = \sigma_2^{-1}(Z_2 b_2 + z_2) - \sigma_1^{-1}(Z_1 b_1 + z_1)$$

from which we obtain ϱ and $\sigma_1^{-1}v_1 - \sigma_2^{-1}v_2 \in \mathbb{R}^{n-1}$ in terms of the Z_j and z_j . Also

$$\begin{aligned} \left(\text{Ad}_{\sigma_2^{-1}} Z_2 - \text{Ad}_{\sigma_1^{-1}} Z_1 \right) e_n &= (V_2 - V_1) e_n \\ &= S_1 \sigma_1^{-1} v_1 + S_2 \sigma_2^{-1} v_2 \\ &= (S_1 + S_2) \sigma_1^{-1} v_1 + S_2 (\sigma_2^{-1} v_2 - \sigma_1^{-1} v_1) \\ &= (S_1 + S_2) \sigma_1^{-1} v_1 + S_2 \Pi \{ \sigma_2^{-1} (Z_2 b_2 + z_2) - \sigma_1^{-1} (Z_1 b_1 + z_1) \} \end{aligned}$$

from which we obtain $\sigma_1^{-1}v_1$ in terms of the Z_j and z_j under the assumption that $S_1 + S_2$ is invertible. From Proposition 3.1, item (8), we deduce

$$V_1 = \Pi V_1 \Pi + e_n \wedge V_1 e_n = e_n \wedge V_1 e_n = -e_n \wedge S_1 \sigma_1^{-1} v_1$$

so that V_1 is also uniquely determined by the Z_j and z_j . From

$$V_2 - V_1 = \text{Ad}_{\sigma_2^{-1}} Z_2 - \text{Ad}_{\sigma_1^{-1}} Z_1$$

we obtain V_2 uniquely and from the above 5.4 we obtain v_2 uniquely. From these we easily obtain Z and z as well, proving the first part of the proposition. The second part follows from the observation that a vector is tangent to ∂M if and only if $\varrho = 0$. \square

5.2 THE NON-SLIPPING, ROLLING, AND DIAGONAL SUBBUNDLES

Let $\gamma(t)$ be a smooth curve in ∂M_e such that $q = \gamma(0) = (b_1, \sigma_1, b_2, \sigma_2, g, 0)$. We omit the variable s , which is set to 0 for a boundary point. Let $(\gamma_1(t), \gamma_2(t))$ be the image of γ under Ψ and write $\gamma_j(0) = g_j$, $\bar{q} := (g_1, g_2)$, where $g_j = (A_j, a_j)$ and $g = (A, a)$. Denote the components of the infinitesimal motion in M_e by

$$\xi := \gamma'(0) = (v_1, V_1, v_2, V_2, Z, z),$$

omitting $\varrho = 0$. The two bodies in configuration q are in contact at $g_1(b_1) = g_2(b_2)$.

Definition 5.1 (Non-slipping and non-twisting conditions). *The infinitesimal motion $\xi \in T_q M_e$ is said to satisfy the non-slipping condition if the velocities of the material points b_j at the contact configuration are equal. It is said to satisfy the non-twisting condition if the tangent planes to N_j at b_j do not rotate relative to each other under ξ .*

We now derive an explicit expression for these conditions. The infinitesimal motion of B_j is given by $\xi_j := (Z_j, z_j) \in \mathfrak{g}$, which is obtained from $d\Psi_q \xi$. We know that

$$\begin{aligned} Z_j &= \text{Ad}_{\sigma_j} (Z - V_j) \\ z_j &= \sigma_j z - \text{Ad}_{\sigma_j} (Z - V_j) b_j - v_j. \end{aligned}$$

Due to Proposition 4.3 $V_{\xi_j}(b_j) = A_j(Z_j b_j + z_j) = A(z - \sigma_j^{-1} v_j)$. The non-slipping condition, $V_{\xi_1}(b_1) = V_{\xi_2}(b_2)$, then reduces to

$$(5.5) \quad \sigma_1^{-1} v_1 = \sigma_2^{-1} v_2.$$

Turning now to the non-twisting condition, let u_j be a tangent vector to N_j at b_j such that, in the contact configuration given by q , is sent to a common vector, for $j = 1, 2$, in the plane of contact. Thus $A_1 u_1 = A_2 u_2$. The infinitesimal rotation of $A_j u_j$ at the point of contact is

$$A_j Z_j u_j = A(Z - V_j) \sigma_j^{-1} u_j.$$

The orthogonal projection to the plane of contact is $A \Pi A^{-1}$, recalling that Π is the orthogonal projection to \mathbb{R}^{n-1} . (It may be helpful to keep in mind Figure 13.) Because $A = A_j \sigma_j$, the non-twisting condition takes the form $\Pi V_1 \Pi = \Pi V_2 \Pi$ and since $\Pi V_1 \Pi = 0$ holds for horizontal vectors, $\Pi V_j \Pi = 0$ for $j = 1, 2$.

Now let $\Psi(q) = (g_1, g_2)$, $g_j = (A_j, a_j)$ and $\bar{\xi} = (Z_1, z_1, Z_2, z_2) = d\Psi_q \xi$. The non-slipping condition expressed in terms of $\bar{\xi}$ becomes

$$A_1[Z_1 b_1 + z_1] = A_2[Z_2 b_2 + z_2]$$

and the non-twisting condition becomes

$$\text{Ad}_{A_j} Z_j = W + \nu_j(b_j) \wedge w_j$$

for a $W \in \mathfrak{so}(n)$ independent of h and $w_j \in T_{b_j} N_j$.

Definition 5.2 (Non-slipping, rolling, and diagonal subbundle). *The non-slipping subbundle of $T(\partial M)$ consists of all tangent vectors satisfying the non-slipping condition. The rolling subbundle of $T(\partial M)$ consists of all tangent vectors satisfying both the non-slipping and non-twisting conditions. The diagonal subbundle of $T(\partial M)$ is the tangent bundle to the orbits of the action of G on ∂M defined by $g(g_1, g_2) = (gg_1, gg_2)$. We denote these three subbundles, respectively, $\mathfrak{S}, \mathfrak{R}, \mathfrak{D}$. We refer to these collectively as the kinematic subbundles of $T(\partial M)$. Notice that $\mathfrak{D}_{\Psi(q)} = \mathfrak{g}_q$, using previous notation.*

Starting from this definition rather than Definition 2.1, the content of the latter becomes a statement, which is proved by the above remarks.

6 COLLISION MAPS

Let now $M \subset G \times G$ be the configuration manifold of two rigid bodies in \mathbb{R}^n , where $G = SE(n)$. By condition 2 of Proposition 5.1 M has smooth boundary and boundary points represent configurations in which the bodies are in contact at a single point. Let the state of the bodies before and after collision be given by the element of $T_q M$, $q \in \partial M$, represented by

$$(Z_1^\pm, z_1^\pm, Z_2^\pm, z_2^\pm) \in \mathfrak{g} \times \mathfrak{g}.$$

Here the sign ‘+’ indicates post-collision velocities and ‘-’ pre-collision velocities. We obtained in 4.6 a condition on the pre- and post-collision velocities due to impulsive forces that act at a single point of the body. We restate it here. Let the common point of contact be $Q = A_j b_j + a_j$, where b_j is the material point in standard body configuration

which corresponds to Q in configuration $g_j = (A_j, a_j)$, where $a_j = x_{cj}$ is the center of mass of body j in the given configuration. Then we obtain from expression 4.6:

$$(6.1) \quad \begin{aligned} z_j^+ &= z_j^- + u_j \\ Z_j^+ &= Z_j^- + \mathcal{L}_j^{-1}(b_j \wedge u_j) \end{aligned}$$

where $u_j = A_j^{-1} \mathcal{J}_{cj} / m_j$. We should add to these equations $\mathcal{J}_{c1} + \mathcal{J}_{c2} = 0$ for conservation of (linear) momentum.

Proof of Theorem 2.1. A simple dimension count gives $\dim \mathfrak{C}_q = n$ and $\dim \mathfrak{S}_q = 2 \dim \mathfrak{g} - n$ so that the sum of the two dimensions equals $\dim T_q M$. Therefore, it suffices to show that these subspaces are orthogonal. The Riemannian metric on M is the restriction of the product metric on $G \times G$ (each factor having a possibly different metric as the bodies may have different mass distributions.) Explicitly, let $u, v \in T_q M$ and write

$$v = ((Y_1, y_1), (Y_2, y_2)), \quad w = ((Z_1, z_1), (Z_2, z_2)).$$

Then

$$(6.2) \quad \langle v, w \rangle_q = \sum_j m_j \left[\frac{1}{2} \text{Tr}(\mathcal{L}_j(Y_j) Z_j^\dagger) + y_j \cdot z_j \right].$$

Now consider the vectors

$$\begin{aligned} v &= ((\mathcal{L}_1^{-1}(b_1 \wedge u_1), u_1), (\mathcal{L}_2^{-1}(b_2 \wedge u_2), u_2)) \in \mathfrak{C}_q \\ w &= ((A_1^{-1} Z_1 A_1, A_1^{-1} z^* - A_1^{-1} Z_1 A_1 b_1), (A_2^{-1} Z_2 A_2, A_2^{-1} z^* - A_2^{-1} Z_2 A_2 b_2)) \in \mathfrak{S}_q \end{aligned}$$

where $Z_j = Z - V_j$ and $z^* = z - z'$. Observe that

$$\text{Tr}((b_j \wedge u_j)(A_j^{-1} Z_j A_j)^\dagger) = 2u_j \cdot (A_j^{-1} Z_j A_j b_j).$$

Then

$$\begin{aligned} \langle v, w \rangle_q &= \sum_j m_j \left[\frac{1}{2} \text{Tr}((b_j \wedge u_j)(A_j^{-1} Z_j A_j)^\dagger) + (A_j^{-1} z^* - A_j^{-1} Z_j A_j b_j) \cdot u_j \right] \\ &= \sum_j m_j [u_j \cdot (A_j^{-1} Z_j A_j b_j) + (A_j^{-1} z^* - A_j^{-1} Z_j A_j b_j) \cdot u_j] \\ &= \sum_j m_j (A_j^{-1} z^*) \cdot u_j \\ &= z^* \cdot \sum_j m_j A_j u_j. \end{aligned}$$

But $m_1 A_1 u_1 + m_2 A_2 u_2 = 0$ by the definition of \mathfrak{C}_q so the two vectors are orthogonal. \square

Proof of Corollary 2.3. Let C be a linear involution in $O(n-1)$. Then C is diagonalizable over \mathbb{R} with eigenspace decomposition $\mathbb{R}^{n-1} = (C + I)\mathbb{R}^{n-1} \oplus (C - I)\mathbb{R}^{n-1}$ and eigenvalues $1, -1$ having multiplicities $n - k - 1$ and k , respectively, where $k \in \{0, 1, \dots, n-1\}$. Thus for each such C there is k and $A \in GL(n-1, \mathbb{R})$ such that $C = A^{-1} J_k A$ where J_k is the

diagonal matrix $\text{diag}(I_{n-k-1}, -I_k)$ and I_l indicating the $l \times l$ identity matrix. We can take A to be orthogonal. In fact, let $A = SU$ be the polar decomposition of A into a positive symmetric part $S = \sqrt{A^\dagger A}$ and orthogonal part U . The condition $C^\dagger C = I$ implies that S^2 and J_k commute, from which it follows that S^2 , hence S , is also a block matrix with 0 on the off-diagonal blocks of size $k \times (n-k-1)$ and $(n-k-1) \times k$. Therefore, S commutes with J_k whence the claim. Thus the set of all orthogonal involutions in dimension $n-1$ is the disjoint union of the sets $\mathcal{J}_k = \{U^\dagger J_k U : U \in O(n-1)\}$. It is clear from this description that \mathcal{J}_k is the homogeneous space $O(n-1)/L$, where L is the isotropy group of J_k . Equivalently, L is the subgroup of all U that commute with J_k , which is easily seen to be the product $O(n-k-1) \times O(k)$. \square

The following proposition gives a concrete expression for the unit normal vector field.

Proposition 6.1. *Let $\nu_j(b_j)$ denote the unit outward pointing normal vector to body B_j at the boundary point b_j . Then the unit normal vector to ∂M at q is given by*

$$\mathfrak{n}_q = (c_1(\mathcal{L}_1^{-1}(b_1 \wedge \nu_1(b_1))), \nu_1(b_1)), c_2(\mathcal{L}_2^{-1}(b_2 \wedge \nu_2(b_2))), \nu_2(b_2)))$$

where c_1, c_2 are defined up to a common sign by the equations $m_1 c_1 = m_2 c_2$ and

$$\sum_j c_j^2 m_j \left[1 + \frac{1}{2} \text{Tr}((b_j \wedge \nu_j(b_j))(\mathcal{L}_j^{-1}(b_j \wedge \nu_j(b_j)))^\dagger) \right] = 1.$$

Proof. The unit normal vector \mathfrak{n}_q , being an element of \mathfrak{C}_q , can be written as

$$\mathfrak{n}_q = ((\mathcal{L}_1^{-1}(b_1 \wedge u_1), u_1), (\mathcal{L}_2^{-1}(b_2 \wedge u_2), u_2))$$

for some $u_j \in \mathbb{R}^n$. Recall that a vector $v = ((Z_1, z_1), (Z_2, z_2))$ tangent to ∂M has the form

$$\begin{aligned} Z_j &= \text{Ad}_{\sigma_j}(Z - V_j) \\ z_j &= \sigma_j z - \text{Ad}_{\sigma_j}(Z - V_j)b_j - v_j \end{aligned}$$

where V_j and v_j are related through the shape operators as discussed earlier and v_j is tangent to the boundary of body B_j at b_j . Let as before $\nu_j(b_j)$ denote the unit normal vector to body B_j at b_j . Using the explicit form of the Riemannian metric we obtain after straightforward computation that

$$0 = \langle \mathfrak{n}_q, v \rangle_q = - \sum_j m_j v_j \cdot u_j.$$

This being true for all v_j implies that $u_j = c_j \nu_j(b_j)$. But $m_1 \sigma_1^{-1} u_1 + m_2 \sigma_2^{-1} u_2 = 0$ by the definition of \mathfrak{C}_q and $\sigma_j^{-1} \nu_j(b_j) = -(-1)^j e_n$. Thus the first equation. The second equation corresponds to the condition $\|\mathfrak{n}_q\|^2 = 1$. \square

7 PROOF OF THEOREM 2.2

Define the one-form θ on TM from the kinetic energy Riemannian metric on M so that $\theta(\xi) = \langle v, d\pi_v \xi \rangle$ for each $\xi \in T_{q,v}(TM)$, where $d\pi_v$ is the map induced on the tangent

space at (q, v) of the base-point projection map $\pi : TM \rightarrow M$. We briefly recall the definition of the vertical and horizontal subbundles E^v and E^h of $T(TM)$. For simplicity of notation we denote points in TM by v rather than (q, v) . Then the fiber E_v^v above v is the kernel of $d\pi_v$ and E_v^h is the kernel of the *connection map* $K_v : T_v(TM) \rightarrow T_qM$, defined as follows: if $\xi = w'(0)$ where $w(t)$ is a curve through v representing ξ , then $K_v\xi = \frac{\nabla}{dt}\big|_{t=0} w(t)$. If now X and Y are vector fields on TM , then

$$(7.1) \quad d\theta_v(X, Y) = \langle K_v X, d\pi_v Y \rangle - \langle K_v Y, d\pi_v X \rangle.$$

See [5] for more details.

Now let S denote the boundary of M , N the pull-back to S of the tangent bundle TM under the inclusion map and for each value $\mathcal{E} > 0$ define

$$N^\mathcal{E} := \left\{ (q, v) \in N : \frac{1}{2} \|v\|_q^2 = \mathcal{E} \right\}.$$

So $N^\mathcal{E}$ is a level set of the kinetic energy function. It is shown in [5], that the pull-back of $d\theta$ to $N^\mathcal{E}$ under the inclusion map is non-degenerate on $N^\mathcal{E} \setminus TS$, and so it defines there a symplectic form. If the ambient space of the system is \mathbb{R}^n then $N^\mathcal{E}$ has dimension $2n - 2$. The canonical billiard measure is now the measure associated to the $(2n - 2)$ -form $\Omega = (d\theta)^{n-1}$ pulled-back to $N^\mathcal{E} \setminus TS$.

The smooth field $q \mapsto \mathcal{C}_q$ of collision maps defines a smooth map (away from singularities) $\mathcal{C} : N^\mathcal{E} \rightarrow N^\mathcal{E}$. The pull-back of θ under this map is easily shown to be

$$(\mathcal{C}^*\theta)_v(\xi) = \langle v, \mathcal{C}_q d\pi_v \xi \rangle_q.$$

Note that $d\pi_v \xi \in T_q S$ whenever $\xi \in T_v N$. Define the projections Π_q^\pm from $T_q S$ to the eigenspaces of \mathcal{C}_q associated to eigenvalues ± 1 . The assumption that \mathcal{C} is parallel is equivalent to one of these projections (equivalently, both) being parallel. Now define $\theta_v^\pm(\xi) = \langle v, \Pi_q^\pm d\pi_v \xi \rangle$, so that $\theta = \theta^+ + \theta^-$ and $\mathcal{C}^*\theta = \theta^+ - \theta^-$. Consequently,

$$\mathcal{C}^* d\theta = d\theta^+ - d\theta^-.$$

The projections Π^\pm can also be defined on $TN^\mathcal{E}$ by requiring

$$\Pi_q^\pm d\pi_v = d\pi_v \Pi_v^\pm, \quad K_v \Pi_v^\pm = \Pi_q^\pm K_v.$$

Using these maps we define 2-forms ω^\pm by $\omega_v^\pm(\xi, \eta) := d\theta_v(\Pi_v^\pm \xi, \Pi_v^\pm \eta)$. We now wish to relate ω^\pm and $d\theta^\pm$.

First define a tensor field ϑ^\pm on S such that for $u, v \in T_q S$ and any vector fields X, Y on S such that $X_q = u$ and $Y_q = v$, we have

$$\vartheta_q^\pm(u, v) := (\nabla_u \Pi^\pm)Y - (\nabla_v \Pi^\pm)X.$$

It is not difficult to verify that this is indeed a tensor field and the definition does not depend on the extensions X, Y of u, v . Furthermore, ϑ^\pm vanishes under the conditions of Theorem 2.2. A straightforward calculation now shows that

$$d\theta_v^\pm(\xi, \eta) = \omega_v^\pm(\xi, \eta) + \langle v, \vartheta^\pm(d\pi_v \xi, d\pi_v \eta) \rangle.$$

Therefore, $d\theta^\pm = \omega^\pm$ when the field of collision maps is parallel. Moreover, $d\theta = \omega^+ + \omega^-$ and $\mathcal{C}^*\omega^\pm = \pm\omega^\pm$. It is now easy to check that

$$(d\theta)^{n-1} = \pm(\omega^+)^{n_+} \wedge (\omega^-)^{n_-}$$

where n_\pm are the dimensions of the eigenspaces of \mathcal{C}_q associated to eigenvalue ± 1 , and we finally obtain $\mathcal{C}^*(d\theta)^{n-1} = \pm(d\theta)^{n-1}$. Therefore, the measure induced by $(d\theta)^{n-1}$ is invariant under \mathcal{C} .

REFERENCES

- [1] V. Arnold, *Sur la géométrie différentielle des groupes de Lie de dimension infinie et ses applications à l'hydrodynamique des fluides parfaits*. Annales de l'institut Fourier, tome 16, n1 (1966), p.319-361.
- [2] A.M. Bloch, *Nonholonomic Mechanics and Control*, Springer, 2003.
- [3] D.S. Broomhead, E. Gutkin. *The dynamics of billiards with no-slip collisions*. Physica D 67 (1993) 188-197.
- [4] N. Chernov, R. Markarian, *Chaotic billiards*. Mathematical Surveys and Monographs, V. 127, American Mathematical Society, 2006.
- [5] S. Cook, R. Feres, *Random billiards with wall temperature and associated Markov chains*. Nonlinearity 25 (2012) 2503-2541.
- [6] M. do Carmo, *Riemannian Geometry*, Birkhäuser, 1993.
- [7] J.E. Marsden, T.S. Ratiu, *Introduction to mechanics and symmetry*, Springer 1999.
- [8] S. Tabachnikov, *Billiards*, in Panoramas et Synthèses 1, Société Mathématique de France, 1995.