

Hyperon Puzzle of Neutron Stars with Skyrme Force Models

Yeunhwan Lim,^{1,*} Chang Ho Hyun,^{2,†} Kyujin Kwak,^{3,‡} and Chang-Hwan Lee^{4,§}

¹*Rare Isotope Science Project, Institute for Basic Science,
Daejeon 305-811, Republic of Korea*

²*Department of Physics Education, Daegu University,
Gyeongsan 712-714, Republic of Korea*

³*School of Natural Science, Ulsan National Institute of Science
and Technology (UNIST), Ulsan 689-798, Republic of Korea*

⁴*Department of Physics, Pusan National University, Busan 609-735, Republic of Korea*

(Dated: November 2, 2015)

Abstract

We consider the so called hyperon puzzle of neutron star (NS). We employ Skyrme force models for the description of in-medium nucleon-nucleon, nucleon-Lambda hyperon ($N\Lambda$), and Lambda-Lambda ($\Lambda\Lambda$) interactions. A phenomenological finite-range force for the $\Lambda\Lambda$ interaction is considered as well. Equation of state (EoS) of NS matter is obtained in the framework of density functional theory, and Tolman-Oppenheimer-Volkoff equations are solved to obtain the mass-radius relations of NSs. It has been generally known that the existence of hyperons in the NS matter is not well supported by the recent discovery of large-mass NSs ($M \simeq 2M_\odot$) since hyperons make the EoS softer than the one without them. For the selected interaction models, $N\Lambda$ interactions reduce the maximum mass of NS by about 30 %, while $\Lambda\Lambda$ interactions can give about 10 % enhancement. Consequently, we find that some Skyrme force models predict the maximum mass of NS consistent with the observation of $2M_\odot$ NSs, and at the same time satisfy observationally constrained mass-radius relations.

PACS numbers: 97.60.Jd, 14.20.Jn

*Electronic address: yelim9057@ibs.re.kr

†Electronic address: hch@daegu.ac.kr

‡Electronic address: kkwak@unist.ac.kr

§Electronic address: cleee@pusan.ac.kr

I. INTRODUCTION

The existence of a neutron stars have been confirmed observationally, and the measured masses and radii of neutron stars have been used to partially constrain the physical properties of the dense nuclear matter. So far, about 70 NSs have been observed and their distribution in mass has been accumulated according to their binary types [1]. In the X-ray/optical binaries, the mean and error-weighted mean of NS mass distribution are $1.568M_{\odot}$ and $1.368M_{\odot}$, respectively, which implies that the measurement errors are relatively large. The NS-white dwarf binaries have similar precision in the mass distribution to that of the X-ray/optical binaries; the mean and error-weighted mean are $1.543M_{\odot}$ and $1.369M_{\odot}$, respectively. On the other hand, the NS-NS binaries show relatively stable statistics; the mean and error-weighted mean are $1.322M_{\odot}$ and $1.402M_{\odot}$, respectively. In all of these binaries, the mean masses do not exceed $1.6M_{\odot}$, and one may conclude that most of NS masses lie in the range of $1.2M_{\odot} - 1.6M_{\odot}$, which can be regarded as a canonical range of NS masses. Note that NSs with larger masses have relatively larger measurement errors except for a few exceptions for the large NS masses, which were measured with high accuracy, e.g., PSR J1614-2230, $(1.97 \pm 0.04)M_{\odot}$ [2] and PSR J0348+0432, $(2.01 \pm 0.04)M_{\odot}$ [3].

By solving the Tolman-Oppenheimer-Volkoff (TOV) equation, one can see that the NS with large mass can have a high-density region in the core, providing a room for the existence of non-nucleonic degrees of freedom such as hyperons, Bose-Einstein condensation, free quark phase and etc. These exotic states relieve the pressure exerted by the Fermionic nature of nucleons, make the equation of state (EoS) soft, and eventually reduce the mass of NS. Among diverse possibilities, hyperons have been playing a key role in reducing the maximum mass of NS to the canonical range. However, recent observations of NSs with $(1.97 \pm 0.04)M_{\odot}$ and $(2.01 \pm 0.04)M_{\odot}$ initiate a challenge to the existence of hyperons at the core of NS (so called “hyperon puzzle”).

In order to solve the hyperon puzzle, some studies based upon both relativistic and non-relativistic mean field (RMF and NRMF, respectively) models have been conducted so far. The modern version of these models shows great accuracy in reproducing the properties of known nuclei. However, the maximum mass of NS calculated with these models shows drastic fluctuations, ranging from $1.4M_{\odot}$ to $2.8M_{\odot}$ even without including any hyperon yet [4]. Main uncertainty comes from the extrapolation of models to the high density where

no experimental data available. Therefore, the measurement of the $\sim 2M_\odot$ NS from PSR J1614-2230 and PSR J0348+0432 can rule out some of RMF or NRMF models that predict the maximum mass less than $2M_\odot$.

When the effect of hyperons is included in the RMF models, the coupling constants of hyperons are fitted to the depth of hyperon-nucleus optical potentials at the nuclear saturation density in most of the RMF models. (Note that the hyperon-nucleus optical potentials are obtained from the single-strangeness hypernuclei.) With this method, the RMF models show the similar effect of hyperons on NS mass regardless of the differences among various RMF models; the mass of NS is depending on the background nuclear models [5]. In order to solve the hyperon puzzle, some recent works introduced repulsive forces caused by the vector-meson exchange in the RMF models [6]. In Ref. [7], by assuming a hard core of hyperons, one of the authors (CHH) obtained the maximum mass of NS close to $2M_\odot$. However, the parameterization used in these approaches is not directly compatible with hypernuclear data and relies partly on the theoretical arguments. Dealing with the interactions between hyperons is in a worse situation because of statistically insufficient data from the double-hypernuclei experiments. In most cases, the coupling constants between hyperons are determined from the symmetry arguments. The coupling constants obtained in this manner show very minor effects on the mass of NS [8–11], so in many works the interactions between hyperons are justified to be omitted for simplicity.

The purpose of this work is to explore the effect of the $\Lambda\Lambda$ interactions on the EoS and the resulting bulk properties of NS by employing a few Skyrme-type models and a finite-range model that reproduce the empirical binding energies of the double- Λ hypernuclei. For the nucleon and single- Λ interactions and the nucleon-nucleon interactions, we also use the Skyrme-type models that are consistent with the experimental data. We find that our results with these models turn out to be quite different from those of the RMF models, suggesting a possible solution to the hyperon puzzle. We find that some of our models both predict the maximum mass of $2M_\odot$ and are in good agreement with the observationally-constrained mass-radius relation [13].

We organize this paper as follows. Sect. II explains the Skyrme-type models for the nucleon-nucleon (NN) interactions and the nucleon- Λ ($N\Lambda$) interactions. As mentioned above, we use both the Skyrme-type models and a finite-range force model for the $\Lambda\Lambda$ interactions. Sect. II also contains some details of these models. Sect. III is devoted to the

NN model	ρ_0	B	S_v	L	K	m_N^*/m_N	M_{\max}/M_\odot
SLy4	0.160	16.0	32.0	45.9	230	0.694	2.07
SkI4	0.160	16.0	29.5	60.4	248	0.649	2.19
SGI	0.155	15.9	28.3	63.9	262	0.608	2.25

TABLE I: Nuclear matter properties and the maximum mass of NS calculated from the NN Skyrme force models. ρ_0 : saturation density in unit of fm^{-3} , B : binding energy of the symmetric nuclear matter in unit of MeV, S_v : symmetry energy at the saturation density in unit of MeV, L : slope of the symmetry energy at the saturation density in unit of MeV, K : compression modulus of the symmetric matter at the saturation density in unit of MeV, m_N^*/m_N : ratio of the effective mass of the nucleon at the saturation density (m_N^*) to the free mass of the nucleon (m_N), and M_{\max}/M_\odot : maximum mass of NS in unit of the solar mass (M_\odot).

results about the properties of NS matter, and the consequent mass-radius relation of NS. We summarize our work and give some discussions in Sect. IV.

II. INTERACTIONS

We employ the standard Skyrme-type forces for the NN interactions given in the form

$$\begin{aligned}
v_{NN}(\mathbf{r}_{ij}) = & t_0(1 + x_0 P_\sigma) \delta(\mathbf{r}_{ij}) + \frac{1}{2} t_1(1 + x_1 P_\sigma) [\mathbf{k}_{ij}'^2 \delta(\mathbf{r}_{ij}) + \delta(\mathbf{r}_{ij}) \mathbf{k}_{ij}^2] \\
& + t_2(1 + x_2 P_\sigma) \mathbf{k}_{ij}' \cdot \delta(\mathbf{r}_{ij}) \mathbf{k}_{ij} + \frac{1}{6} t_3(1 + x_3 P_\sigma) \rho_N^\epsilon(\mathbf{R}) \delta(\mathbf{r}_{ij}) \\
& + i W_0 \mathbf{k}_{ij}' \cdot \delta(\mathbf{r}_{ij}) (\boldsymbol{\sigma}_i + \boldsymbol{\sigma}_j) \times \mathbf{k}_{ij},
\end{aligned} \tag{1}$$

where $\mathbf{r}_{ij} = \mathbf{r}_i - \mathbf{r}_j$, $\mathbf{R} = (\mathbf{r}_i + \mathbf{r}_j)/2$, $\mathbf{k}_{ij} = -i(\vec{\nabla}_i - \vec{\nabla}_j)/2$, $\mathbf{k}_{ij}' = i(\vec{\nabla}_i - \vec{\nabla}_j)/2$, the spin exchange operator $P_\sigma = (1 + \boldsymbol{\sigma}_i \cdot \boldsymbol{\sigma}_j)/2$, and the nucleon density $\rho_N = \rho_n + \rho_p$. We choose three models SLy4, SkI4, and SGI for the parameters of NN interactions. As shown in Ref. [12], these models are in reasonable agreement with the mass-radius constraints of the observed NS presented in Ref. [13]. The basic properties of the models are summarized in Table I. We note that the models also satisfy the maximum mass constraints given by PSR J1614-2230 or PSR J0348+0432.

The Skyrme-type interaction of a Λ hyperon in the nuclear medium was first proposed in Ref. [14], and later a two-body density-dependent $N\Lambda$ term replaced the three-body $N\Lambda\Lambda$

$N\Lambda$ model	γ	u_0	u_1	u_2	u'_3	y_0	y_3	U_Λ^{opt}
HP Λ 2	1	-399.946	83.426	11.455	2046.818	-0.486	-0.660	-31.23
OA2	1/3	-417.7593	1.5460	-3.2671	1102.2221	-0.3854	-0.5645	-28.27
YBZ6	1	-372.2	100.4	79.60	2000.	-0.107	0.	-29.73

TABLE II: Parameters for the $N\Lambda$ interactions. u_0 is in unit of $\text{MeV} \cdot \text{fm}^3$, u_1 and u_2 in unit of $\text{MeV} \cdot \text{fm}^5$, and u'_3 in unit of $\text{MeV} \cdot \text{fm}^{3+3\gamma}$. y_0 and y_3 are dimensionless. The last column U_Λ^{opt} is the depth of the Λ -nucleus optical potential in unit of MeV at the saturation density.

interactions in Ref. [15]. The potential for the $N\Lambda$ interaction in our work takes the form

$$v_{N\Lambda} = u_0(1 + y_0 P_\sigma) \delta(\mathbf{r}_{N\Lambda}) + \frac{1}{2} u_1 [\mathbf{k}_{N\Lambda}^2 \delta(\mathbf{r}_{N\Lambda}) + \delta(\mathbf{r}_{N\Lambda}) \mathbf{k}_{N\Lambda}^2] \\ + u_2 \mathbf{k}'_{N\Lambda} \cdot \delta(\mathbf{r}_{N\Lambda}) \mathbf{k}_{N\Lambda} + \frac{3}{8} u'_3 (1 + y_3 P_\sigma) \rho_N^\gamma \left(\frac{\mathbf{r}_N + \mathbf{r}_\Lambda}{2} \right) \delta(\mathbf{r}_{N\Lambda}), \quad (2)$$

where definitions of $\mathbf{r}_{N\Lambda}$ and $\mathbf{k}_{N\Lambda}$ follow the same convention as in the NN interaction. There are several parameter sets for the coupling constants in the $N\Lambda$ potential [15–18]. We adopt the parameters from an old model, YBZ6 in Ref. [16] and the most recent ones, HP Λ 2 and OA2 in Ref. [18]. Table II shows the parameters we use for the $N\Lambda$ interactions.

For the interactions between Λ hyperons, a Skyrme-type force in the standard form was proposed in Ref. [19], where three sets of model parameters, S $\Lambda\Lambda$ 1, S $\Lambda\Lambda$ 2, and S $\Lambda\Lambda$ 3 were obtained from the fit to the binding energy $B_{\Lambda\Lambda}$ of a double- Λ hypernucleus ${}^{13}_{\Lambda\Lambda}\text{B}$. Recently new parameters have been obtained by considering the fission barrier of the actinide nuclei with two Λ hyperons [20], and the models we take into account in this work are labeled as S $\Lambda\Lambda$ 1' and S $\Lambda\Lambda$ 3'. The Skyrme-type force is written as

$$v_{\Lambda\Lambda}(\mathbf{r}_{ij}) = \lambda_0 \delta(\mathbf{r}_{ij}) + \frac{1}{2} \lambda_1 [\mathbf{k}_{ij}^2 \delta(\mathbf{r}_{ij}) + \delta(\mathbf{r}_{ij}) \mathbf{k}_{ij}^2] + \lambda_2 \mathbf{k}'_{ij} \cdot \delta(\mathbf{r}_{ij}) \mathbf{k}_{ij} + \lambda_3 \rho_N^\alpha(\mathbf{R}) \delta(\mathbf{r}_{ij}), \quad (3)$$

and the model parameters are shown in Table III. Table IV shows the $\Lambda\Lambda$ binding energy $B_{\Lambda\Lambda}$ calculated with SLy4, HP Λ 2, and three S $\Lambda\Lambda$ models [21].

In addition to the Skyrme-type force, we employ a finite-range force (FRF) model for the $\Lambda\Lambda$ interaction as given in Ref. [24]. In this model, the potential is assumed in the form

$$v_{\Lambda\Lambda}^{\text{FRF}}(r) = \sum_{i=1}^3 (v_i + v_i^\sigma \boldsymbol{\sigma}_\Lambda \cdot \boldsymbol{\sigma}_\Lambda) e^{-\mu_i r^2}. \quad (4)$$

$\Lambda\Lambda$ model	λ_0	λ_1	λ_2	λ_3	α
S $\Lambda\Lambda$ 1	-312.6	57.5	0	0	-
S $\Lambda\Lambda$ 2	-437.7	240.7	0	0	-
S $\Lambda\Lambda$ 3	-831.8	922.9	0	0	-
S $\Lambda\Lambda$ 1'	-37.9	14.1	0	0	-
S $\Lambda\Lambda$ 3'	-156.4	347.2	0	0	-

TABLE III: Parameters of the $\Lambda\Lambda$ interactions in the Skyrme-type force. λ_0 is in unit of $\text{MeV} \cdot \text{fm}^3$, and λ_1 in unit of $\text{MeV} \cdot \text{fm}^5$. Notice that all models considered here do not have λ_2 momentum interaction and λ_3 , α density dependent interaction.

Nuclei	$B_{\Lambda\Lambda}(\text{S}\Lambda\Lambda 1)$	$B_{\Lambda\Lambda}(\text{S}\Lambda\Lambda 2)$	$B_{\Lambda\Lambda}(\text{S}\Lambda\Lambda 3)$	$B_{\Lambda\Lambda}(\text{Exp.})$
${}^6_{\Lambda\Lambda}\text{He}$	11.88	9.25	7.60	6.93 ± 0.16 [22]
${}^{10}_{\Lambda\Lambda}\text{Be}$	19.78	18.34	15.19	14.94 ± 0.13 [23] ^a
${}^{11}_{\Lambda\Lambda}\text{Be}$	20.55	19.26	16.27	20.49 ± 1.15 [22]
${}^{12}_{\Lambda\Lambda}\text{Be}$	21.10	19.97	17.18	22.23 ± 1.15 [22]
${}^{13}_{\Lambda\Lambda}\text{B}$	21.21	20.26	17.76	23.30 ± 0.70 [22]

^aThe value is obtained by adding 2+ excitation energy 3.04 MeV to the experimentally deduced value 11.90 ± 0.13 MeV with the assumption that 2+ core excitation energies in ${}^9\text{Be}_{\Lambda\Lambda}$ is equal to that of ${}^{10}\text{Be}_{\Lambda\Lambda}$.

TABLE IV: Double Λ binding energies $B_{\Lambda\Lambda}$ in unit of MeV calculated from theory [21] and measured from experiments [22, 23]. The SLy4 and H ρ Λ 2 models are used for the NN interaction and the $N\Lambda$ interaction, respectively. The results with S $\Lambda\Lambda$ 1' and S $\Lambda\Lambda$ 3' are not presented because they are not available.

The model parameters in the potential are fixed in order to reproduce $B_{\Lambda\Lambda}$ of ${}^6_{\Lambda\Lambda}\text{He}$, and their values are listed in Table IV of Ref. [24]. We use the same values for our calculations.

Because it is the first attempt to consider the non-Skyrme-type interactions in the framework of the Skyrme-type models, it is necessary to address the motivation for such an attempt. The primary motivation is the fact that the predictions from the Skyrme-force models are not fully consistent with the experimental binding energies as shown in Table

IV. For example, among the three S $\Lambda\Lambda$ models, the S $\Lambda\Lambda$ 3 model predicts best the binding energy of ${}^6_{\Lambda\Lambda}\text{He}$, but its predicted values for the more massive nuclei deviate from the experimental values more severely than those predicted from the other two models. In contrast, the S $\Lambda\Lambda$ 1 model behaves in the opposite way. For this reason, we decide to consider the finite-range force model whose predictions are in reasonable agreement with the experimental values (Table V in Ref. [24]), although the applications of the finite-range force model were somehow limited. Furthermore, as mentioned in the introduction, the purpose of this work is to explore the effect of the $\Lambda\Lambda$ interactions more broadly and precisely, in order to solve the hyperon puzzle. Thus, it is worth considering as many models as possible that predict the experimental data consistently. Note that the hyperon-hyperon interactions in the RMF models are treated very naively, while several Skyrme-force models or few-body models, whose model parameters are adjusted explicitly to the experimental hypernuclear data, are available. Therefore, we believe that using these Skyrme-type force models or a finite-range force model is better to model the $\Lambda\Lambda$ interactions in combination with the Skyrme-type models for the NN and $N\Lambda$ interactions.

In general, when the $\Lambda\Lambda$ interactions are introduced, the $N\Lambda$ interactions are usually fitted first with the background NN interaction models, and then the $\Lambda\Lambda$ interactions are added on top of the NN and $N\Lambda$ interaction models. The model parameters of the NN , $N\Lambda$ and $\Lambda\Lambda$ interactions determined in this way form a single complete set of the interaction model in consideration. In this respect, the way that we determine the model parameters in this work is not fully self-consistent because the S $\Lambda\Lambda$ interaction models in Ref. [19] were determined with the SkM* for the NN interaction and the YBZ5 for the $N\Lambda$ interaction for the fitting of the $\Lambda\Lambda$ potential parameters. However, this approach may be still valid because Table IV shows that the predicted binding energies are in relatively good agreement with the experimental data in spite of some partial mismatches in the interaction models. Furthermore, because it is generally known that the EoS of NS matter is not quite sensitive to the fine tuning to individual nuclei, the resulting mass-radius relation is not affected much by the details of the fitting procedure. For these reasons, we do not think that the inconsistency in the combined interactions that we used for this work will change the major conclusions of the final results.

Once all the interactions are fixed, it is straightforward to calculate their matrix elements in the uniform infinite matter. The Hamiltonian density for nucleons is obtained as (for the

details of derivation, see, e.g. [25])

$$\begin{aligned}
\mathcal{H}_N = & \sum_{i=n,p} \frac{\hbar^2}{2m_N} \tau_i + \rho_N (\tau_n + \tau_p) \left[\frac{t_1}{4} \left(1 + \frac{x_1}{2} \right) + \frac{t_2}{4} \left(1 + \frac{x_2}{2} \right) \right] \\
& + \sum_{i=n,p} \tau_i \rho_i \left[-\frac{t_1}{4} \left(\frac{1}{2} + x_1 \right) + \frac{t_2}{4} \left(\frac{1}{2} + x_2 \right) \right] \\
& + \frac{t_0}{2} \left[\left(1 + \frac{x_0}{2} \right) \rho_N^2 - \left(\frac{1}{2} + x_0 \right) (\rho_n^2 + \rho_p^2) \right] \\
& + \frac{t_3}{12} \left[\left(1 + \frac{x_3}{2} \right) \rho_N^2 - \left(\frac{1}{2} + x_3 \right) (\rho_n^2 + \rho_p^2) \right] \rho_N^\epsilon,
\end{aligned} \tag{5}$$

and the terms for Λ hyperon read

$$\begin{aligned}
\mathcal{H}_\Lambda = & \frac{\hbar^2}{2m_\Lambda} \tau_\Lambda + u_0 \left(1 + \frac{1}{2} y_0 \right) \rho_N \rho_\Lambda + \frac{1}{4} (u_1 + u_2) (\tau_\Lambda \rho_N + \tau_N \rho_\Lambda) \\
& + \frac{3}{8} u'_3 \left(1 + \frac{1}{2} y_3 \right) \rho_N^{\gamma+1} \rho_\Lambda + \mathcal{H}_{\Lambda\Lambda},
\end{aligned} \tag{6}$$

where $\tau_N = \tau_n + \tau_p$, and $\mathcal{H}_{\Lambda\Lambda}$ stands for the term for the $\Lambda\Lambda$ interactions. The Skyrme-type force results in

$$\mathcal{H}_{\Lambda\Lambda} = \frac{\lambda_0}{4} \rho_\Lambda^2 + \frac{1}{8} (\lambda_1 + 3\lambda_2) \rho_\Lambda \tau_\Lambda + \frac{\lambda_3}{4} \rho_\Lambda^2 \rho_N^\alpha, \tag{7}$$

and the finite-range force gives

$$\mathcal{H}_{\Lambda\Lambda}^{\text{FRF}} = \frac{1}{2} \sum_{i=1}^3 v_i \left(\frac{\pi}{\mu_i} \right)^{\frac{3}{2}} \rho_\Lambda^2 - \frac{1}{6\pi^4} \sum_{i=1}^3 (v_i + 3v_i^\sigma) (\pi\mu_i)^{\frac{3}{2}} F(x_i), \tag{8}$$

where $x_i = k_F / \sqrt{\mu_i}$ and $F(x) = e^{-x^2} (x^2 - 2) - (3x^2 - 2) + \sqrt{\pi} x^3 \text{erf}(x)$. Here, k_F is the Fermi momentum and the error function, $\text{erf}(x) = \frac{2}{\sqrt{\pi}} \int_0^x e^{-u^2} du$.

III. RESULTS

The total energy density ($\mathcal{E} = \mathcal{E}_N + \mathcal{E}_\Lambda + \mathcal{E}_e + \mathcal{E}_\mu$) of the bulk matter can be obtained by minimizing the total Hamiltonian density ($\mathcal{H} = \mathcal{H}_N + \mathcal{H}_\Lambda + \mathcal{H}_e + \mathcal{H}_\mu$) with the constraint of the charge neutrality condition, where \mathcal{E}_N and \mathcal{E}_Λ are evaluated from Eqs. (5, 6) and \mathcal{E}_e and \mathcal{E}_μ can be found in Ref. [12]. Pressure is then calculated from the relation

$$P = \rho^2 \frac{\partial}{\partial \rho} \left(\frac{\mathcal{E}}{\rho} \right). \tag{9}$$

NS matter satisfies baryon number conservation, charge neutrality, and β -equilibrium, among which the second and third conditions read, respectively,

$$\rho_p = \rho_e + \rho_\mu, \quad (10)$$

and

$$\mu_n = \mu_p + \mu_e, \quad \mu_e = \mu_\mu, \quad \mu_n + m_n = \mu_\Lambda + m_\Lambda, \quad (11)$$

where the chemical potential is obtained from

$$\mu_i = \frac{\partial \mathcal{E}}{\partial \rho_i}. \quad (12)$$

By solving the above equations self-consistently, we can determine the EoS. Then, by plugging the EoS into the TOV equation, we obtain the maximum mass and the mass-radius relation of NS. Because our main focus is to solve the hyperon puzzle which is related to the maximum mass, we first present the results of the maximum mass obtained from our selected models of the NN , $N\Lambda$, and $\Lambda\Lambda$ interactions. We find that some of our selected models can predict the observed maximum mass of $\sim 2M_\odot$, which provides a clue to solve the hyperon puzzle. Because it is necessary to investigate these models in more detail, we also present the EoS and the Λ fraction obtained from these models. Finally, the mass-radius relation predicted from these models is compared with the observation.

A. Maximum mass of NS

We present the maximum mass of NS for our selected models in Table V. In order to see the effect of the Λ hyperon, we considered three models for the $N\Lambda$ interaction (HPA2, OA2, and YBZ6) and six models for the $\Lambda\Lambda$ interaction. As expected, including only the $N\Lambda$ interactions on top of the NN interactions reduces the maximum mass of NS significantly. It is also shown that the extent of the decrease in the maximum mass strongly depends on the choice of the $N\Lambda$ interaction. For the same NN interaction model, the maximum mass is the smallest with the OA2 model, while it is the largest with the YBZ6 model. This implies that the relative stiffness of the $N\Lambda$ interactions increases in the order of OA2, HPA2, and YBZ6. The decrease of the maximum mass due to the $N\Lambda$ interaction ranges from $0.4M_\odot$ to $1.0M_\odot$. Note that this range that we obtained is much wider than that predicted from the RMF models, which is $0.2M_\odot - 0.5M_\odot$ (Ref. [5] and references therein). Our result

NN model (without Λ) [†]	SLy4 (2.07)		SkI4 (2.19)			SGI (2.25)		
$N\Lambda$ model (no $\Lambda\Lambda$) ^{††}	HP Λ 2* (1.51)	OA2 (1.08)	HP Λ 2 (1.52)	OA2 (1.19)	YBZ6* (1.80)	HP Λ 2 (1.52)	OA2 (1.22)	YBZ6* (1.79)
S $\Lambda\Lambda$ 1	<i>1.40</i>	1.00	1.41	1.12	<i>1.70</i>	1.42	1.16	<i>1.69</i>
S $\Lambda\Lambda$ 2	<i>1.58</i>	1.28	1.57	1.30	<i>1.79</i>	1.57	1.28	<i>1.77</i>
S $\Lambda\Lambda$ 3	<i>1.85</i>	1.57	1.87	1.62	<i>2.03</i>	1.88	1.65	<i>2.04</i>
S $\Lambda\Lambda$ 1'	<i>1.51</i>	1.08	1.51	1.18	<i>1.79</i>	1.51	1.21	<i>1.78</i>
S $\Lambda\Lambda$ 3'	<i>1.76</i>	1.43	1.76	1.47	<i>1.97</i>	1.77	1.49	<i>1.96</i>
FRF	<i>1.61</i>	1.22	1.60	1.25	<i>1.86</i>	1.59	1.26	<i>1.84</i>

[†] Maximum NS mass without both $N\Lambda$ and $\Lambda\Lambda$ interactions.

^{††} Maximum NS mass with $N\Lambda$ but without $\Lambda\Lambda$ interactions.

TABLE V: Maximum mass of NS in units of solar mass with the NN , $N\Lambda$, and $\Lambda\Lambda$ interactions.

* Numbers in italic correspond to three selected models, SLy4-HP Λ 2, SkI4-YBZ6, and SGI-YBZ6, which give relatively large maximum NS mass.

(predicting a wider range of the decrease in the maximum mass) is very interesting because all the three $N\Lambda$ models that we considered give very similar values for the optical potential depth at the saturation density (Table II). Without including the $\Lambda\Lambda$ interaction, the OA2 model predicts too small values for the maximum mass regardless of the choice of the NN interaction models to be consistent with the lower limit of the canonical range of NS mass. Thus, the OA2 model may be ruled out in the case that the effect of the Λ hyperon is only the $N\Lambda$ interaction. Note that the result for YBZ6 in combination with SLy4 is not presented because this case is not physically plausible. In this case, μ_Λ is large and it also increases faster than μ_n , making the chemical equilibrium between Λ and neutron unreachable, i.e., there is no solution to the third equation of Eq. (11). This may imply that the creation of hyperons in NS is possible only when the interplay between the NN and $N\Lambda$ interactions is optimized.

Unlike the $N\Lambda$ interactions that always reduce the maximum mass when they are included on top of the NN interactions, the $\Lambda\Lambda$ interactions can both increase and decrease the maximum mass when they are included on top of the NN and $N\Lambda$ interactions. However,

the effect of the $\Lambda\Lambda$ interaction on the maximum mass varies with the selection of the model. The S $\Lambda\Lambda$ 1 and S $\Lambda\Lambda$ 1' models do not increase the maximum mass regardless of the NN and $N\Lambda$ interaction models that we considered. In contrast, the S $\Lambda\Lambda$ 3 , S $\Lambda\Lambda$ 3' , and FRF models always increase the maximum mass with such a trend that the amount of mass increase from the $N\Lambda$ value increases in the order of FRF, S $\Lambda\Lambda$ 3' , and S $\Lambda\Lambda$ 3 for the given NN and $N\Lambda$ interactions. Meanwhile, the S $\Lambda\Lambda$ 2 model either increases or decreases the maximum mass depending on the choice of the NN and $N\Lambda$ interaction models. Note that the changes in the maximum mass from their $N\Lambda$ values due to the inclusion of the various $\Lambda\Lambda$ interactions in our consideration range from $-0.1M_\odot$ to $0.4M_\odot$. This shows that the effect of the $\Lambda\Lambda$ interactions on the maximum mass obtained from our calculations is larger than that obtained from the RMF models in which the $\Lambda\Lambda$ interactions change the maximum mass from the $N\Lambda$ values only by $\pm 0.1M_\odot$ [8, 26].

The most important result that comes from Table V is that some of our models that combine the suitable NN , $N\Lambda$, and $\Lambda\Lambda$ interactions predict large values for the maximum mass of NS even though the hyperons are included. For example, the S $\Lambda\Lambda$ 3 and S $\Lambda\Lambda$ 3' models predict the recently observed maximum mass of NS, $\sim 2M_\odot$, when they are combined with the SkI4-YBZ6 and SGI-YBZ6 models. Because these models can provide a clue to solve the hyperon puzzle, it is worth investigating these models in more detail. For this reason, we select some models from Table V which predict the large maximum mass only and present the EoS and the Λ fraction obtained from these models in the next two sections.

B. Equation of state

Figure 1 shows the EoS of NS matter for the selected models that give large values for the maximum mass of NS. By considering the slopes in the plots, we can sort out the models into three kinds; S $\Lambda\Lambda$ 1 and S $\Lambda\Lambda$ 1' as soft, S $\Lambda\Lambda$ 2 and FRF as mild, and S $\Lambda\Lambda$ 3 and S $\Lambda\Lambda$ 3' as hard.

In general, models with stiffer EoS predict larger maximum mass and our results in Table V show that most of the models follow this general trend. However, an exception to this general trend seems to be seen in S $\Lambda\Lambda$ 2 in comparison with S $\Lambda\Lambda$ 1' and FRF, in particular when we consider the slopes of the EoS curves at high densities (correspond to large \mathcal{E} in the plots). The EoS curve of S $\Lambda\Lambda$ 2 (dotted line) is much stiffer than that of

	SLy4+HLA2 SkI4 + YBZ6 SGI + YBZ6		
Without $\Lambda\Lambda$	1.00	0.85	0.81
S $\Lambda\Lambda$ 1	0.89	0.71	0.74
S $\Lambda\Lambda$ 2	1.65	0.96	0.94
S $\Lambda\Lambda$ 3	1.44	1.17	1.15
S $\Lambda\Lambda$ 1'	1.00	0.85	0.81
S $\Lambda\Lambda$ 3'	1.44	1.09	1.08
FRF	1.31	0.93	0.91

TABLE VI: Density in fm^{-3} at the center of stars corresponding to the locations of filled circles in Fig. 1.

S $\Lambda\Lambda$ 1' (dot-dashed line), especially at high densities, but the maximum mass predicted from S $\Lambda\Lambda$ 2 is just slightly larger or even smaller than that predicted from S $\Lambda\Lambda$ 1' . Similarly, FRF (orange dashed line) is softer than S $\Lambda\Lambda$ 2 also at high densities, but the maximum mass predicted from FRF is larger than that predicted from S $\Lambda\Lambda$ 2 for all three cases in consideration.

In order to understand this exceptional behavior between the EoS and the maximum mass seen in some models, we mark the locations corresponding to the center of NS with the maximum mass by filled circles on the EoS curves in Figure 1, and summarize the densities at the center of maximum-mass stars in Table VI. First of all, the locations of filled circles vary significantly from model to model, which implies that NS having the maximum mass in each model has different energy density and pressure at the center. Note that the origin of the plot corresponds to the surface of NS and the EoS curve traces the interior of NS (as a function of radius) from the surface to the center corresponding to the filled circle. Roughly speaking, the maximum mass is obtained by integrating the energy density over the entire NS, more accurately over the radius of NS in 1D spherical coordinates. Therefore, the part of the EoS curve only between the origin and the filled circle is relevant to the calculation of the maximum mass. Having this in mind, we re-examine the three EoS curves of S $\Lambda\Lambda$ 2 , S $\Lambda\Lambda$ 1' , and FRF, and find that within the relevant part of the EoS curve, the stiffness-maximum mass trend is not violated severely. FRF is always stiffer than S $\Lambda\Lambda$ 2 at low densities, which is consistent with the results of the maximum mass, i.e., the maximum

	SLy4		SkI4			SGI		
	HPA2	OA2	HPA2	OA2	YBZ6	HPA2	OA2	YBZ6
ρ_{crit}	0.453	0.380	0.374	0.340	0.455	0.352	0.325	0.412
M/M_{\odot}	1.17	0.90	1.19	1.04	1.51	1.21	1.08	1.47

TABLE VII: The critical density ρ_{crit} in units of fm^{-3} and the corresponding mass of NS that has the central density equal to the critical density.

mass of FRF is always larger than that of SAA2 in all three cases in consideration. In case of SLy4+HPA2, the relevant EoS curve of SAA2 is extended to larger energy density than that of FRF, implying that the calculation of the maximum mass should include the contribution from the partial EoS curve of SAA2 between $\mathcal{E} \approx 1600 \text{MeV} \cdot \text{fm}^{-3}$ and $\mathcal{E} \approx 2200 \text{MeV} \cdot \text{fm}^{-3}$ in comparison with the relevant EoS curve of FRF. However, the contribution from this partial EoS curve of SAA2 to the maximum mass is only $0.01 M_{\odot}$, so one can deduce that this part is so close to the center of the NS that it occupies only a small fraction of the total volume, and thus the total mass. In other words, in the SAA2 model, the energy density changes quite a lot near the center in comparison with the FRF model. Similarly, the EoS curve of SAA1' that is relevant to the calculation of the maximum mass is as steep as that of SAA2, in particular at low energy densities (between $\sim 500 \text{MeV} \cdot \text{fm}^{-3}$ and $\sim 750 \text{MeV} \cdot \text{fm}^{-3}$) for the cases of SkI4+YBZ6 and SGI+YBZ6. Thus, the stiffness-maximum mass trend also holds between SAA1' and SAA2.

A brief summary of this section is as follows. For all of our selected models that predict the large maximum mass, a general trend between the stiffness of the EoS and the maximum mass of NS (i.e., the stiffer the EoS, the larger the maximum mass) always holds. Because all of our selected models include all the interactions involving the Λ hyperons (NN , $N\Lambda$, and $\Lambda\Lambda$), we can say that the general trend holds even when the full effect of the Λ hyperons is included. The Λ hyperons affect the EoS in such a way that the more the Λ hyperons exist, the softer the EoS becomes. So, in the following section, we present the fraction of the Λ hyperons for the same set of our selected models.

C. Λ hyperon fraction

In Table VII, we list the critical density ρ_{crit} at which hyperons begin to appear in the interior of NS and the corresponding mass of NS in units of solar mass (M/M_{\odot}) whose central density is ρ_{crit} . The critical density increases with the stiffness of the $N\Lambda$ interaction, in such a way that $\text{YBZ6} > \text{HP}\Lambda 2 > \text{O}\Lambda 2$ for a given NN interaction. This tendency can be understood from Eq. (11); more repulsive $N\Lambda$ interactions result in larger chemical potentials of Λ hyperons. In contrast, for a given $N\Lambda$ interaction, the critical density decreases with the stiffness of the NN interaction (the NN interaction models get stiffer in the way that $\text{SGI} > \text{SkI4} > \text{SLy4}$). This can also be understood from Eq. (11); more repulsive NN interactions result in large chemical potentials of nucleons (μ_n) and make the chemical equilibrium between nucleons and Λ hyperons reached at the lower density.

Figure 2 displays the fraction of Λ hyperons as a function of the total baryon number density for the same selected models for which the EoS was presented in Figure 1. Regardless of the models, the Λ fraction behaves very similarly near the critical density, but depending on the $\Lambda\Lambda$ interaction, it varies significantly as the total baryon number density increases. As in Figure 1, we mark the locations of the center of NS with the maximum mass by using filled circles in Figure 2. Note again that the part of the fraction curve after the filled circle (i.e., the fractions at the large total baryon densities) is not relevant to the calculation of the maximum mass. Up to the locations of the filled circles, models with smaller Λ fractions predict the larger maximum mass of NS. In particular, the particle fraction curves of $\text{S}\Lambda\Lambda 2$, $\text{S}\Lambda\Lambda 1'$, and FRF (for which we discussed the general trend between the EoS and the maximum mass in more detail in the previous section) show distinctively the trend between the fraction and the maximum mass. The fraction of FRF is always smaller than that of $\text{S}\Lambda\Lambda 2$ in the relevant part of the fraction curve, which is consistent with the trend of the maximum mass such that the maximum mass of FRF is always larger than that of $\text{S}\Lambda\Lambda 2$. Between $\text{S}\Lambda\Lambda 2$ and $\text{S}\Lambda\Lambda 1'$, the fraction curves of these two models cross each other before they reach the locations of filled circles, which implies that the fraction of Λ hyperons in $\text{S}\Lambda\Lambda 1'$ is very similar to that in $\text{S}\Lambda\Lambda 2$ up to the locations of the filled circles in the sense of average (although the fraction curves of $\text{S}\Lambda\Lambda 1'$ are always above those of $\text{S}\Lambda\Lambda 2$ at large total baryon densities).

Combining the two trends, one between the EoS and the maximum mass shown in Figure

1 and the other between the Λ fraction and the maximum mass shown in Figure 2, we can confirm the effect of Λ hyperons on the EoS; the more Λ hyperons exist inside NS, the softer the EoS becomes (thus making the maximum mass smaller). However, the discussions so far, which are based on the maximum mass, the EoS, and the Λ fractions, do not include any information on the size of NS which also constrains the model predictions together with the mass. In the next section, we present the mass-radius relation obtained from our selected models that predict the large maximum mass.

D. Mass-radius relation

Figure 3 shows the mass-radius relation of neutron stars for the selected models which were used to get the EoS and Λ fractions in Figures 1 and 2, respectively. Flat bands around $2M_\odot$ mark the range $(1.97 \pm 0.04)M_\odot$ and $(2.01 \pm 0.04)M_\odot$, masses of PSR J1614-2230 and PSR J0348+0432, respectively. Green and brown regions (color online) near the center of each panel represent the mass-radius constraints obtained from statistical analysis of the observed NS in Ref. [13]. For simplicity, we call the former constraint PSR1614 and the latter SLB2010. The mass-radius relation justifies our selection of the three NN models, which are in reasonable agreement with both the PSR1614 and SLB2010 constraint. A slight deviation is seen in case of SGI, in which the mass-radius curve of SGI (the black solid line in the bottom panel of Figure 3) is outside the SLB2010 zone by about 0.5 km in the radius. However, under the large uncertainties in the observed size of NS, we believe that it is worth considering the models with the 0.5 km deviation in the radius such as SGI.

As expected, at the same radius, the Λ hyperons reduce the mass of NS in comparison with the case without them. This is shown in Figure 3. Furthermore, the reduction in the mass due to the Λ hyperons (from the case without them) decreases with the stiffness of the EoS. In other words, when the hyperons are included, the models with stiff EoS (such as SAA3) have larger mass than those with soft EoS (such as SAA1) at the same radius. However, even when the hyperons are included, the models in our consideration can still satisfy both the PSR1614 and SLB2010 constraint, which supports the conclusion that we drew for the hyperon puzzle before; the maximum mass of $\sim 2M_\odot$ is achievable even with the Λ hyperons included. The models that predict the maximum mass of $\sim 2M_\odot$ are also in reasonable agreement with the mass-radius relation SLB2010, which puts an additional

strong constraint on the models. Among our selected models, it is SAA3 and SAA3' in combination of SkI4+YBZ that satisfy both the PSR1614 and SLB2010 best. The other models satisfy only one of these two constraints.

IV. SUMMARY AND DISCUSSION

In this work, we try to solve the hyperon puzzle, which has been stated as that hyperons appearing in NS are not able to predict NS with large mass, especially $\sim 2M_\odot$. In order to do this, we included the $\Lambda\Lambda$ interactions on top of the $N\Lambda$ and NN interactions. In the previous studies such as the RMF models, the interactions between Λ hyperons have been treated based upon the symmetry properties of quark models, thus the connection with the empirical data has not been so tight. Here, we employed $\Lambda\Lambda$ interactions which are adjusted to various data such as single-particle energy levels, binding energies, bond energies, and etc. of known double- Λ hypernuclei. We find that the employed $\Lambda\Lambda$ interactions result in a wide variety of the maximum mass of NS, the EoS of NS matter, the Λ fractions inside NS, and the mass-radius relation. However, some models satisfy both the recent constraint on the maximum mass ($\sim 2M_\odot$) and the mass-radius relation, which provides a clue to solve the hyperon puzzle, i.e., the existence of hyperons inside NS can be still compatible with the large-mass NS, even up to $\sim 2M_\odot$.

An important point of this work is that the models we adopted for the NN , $N\Lambda$, and $\Lambda\Lambda$ interactions are consistent with the currently available nuclear and hypernuclear data, thus additional *ad hoc* assumptions or modification of the model parameters are not required in order to make the hyperon stars feasible. Note that uncertainties in the model predictions are primarily caused by fitting the model parameters to nuclear data with some uncertainties or just by lacking the sufficient data of double- Λ hypernuclei. As an alternative approach, if we were to take into account the constraints from astronomical observations such as mass, mass-radius relation, and surface temperature of NS, we could possibly constrain the model parameters involved in the Λ hyperons and obtain a better understanding of the state of matter at supra-saturation densities. As an example of this approach, in Figure 4, we plot the maximum mass of NS for certain ranges of λ_2 and λ_3 values which are used for the Skyrme-type $\Lambda\Lambda$ interaction models as in Table III. In this example, the combined model of SkI4 with HPA2 and SAA3 is used to see the behavior the maximum mass of NS when

NN	SLy10 (1.99)	SV (2.43)	SLy4 (2.07)	SGI (2.25)	NN	SkM* (1.62)	SkI4 (2.19)	SGI (2.25)
$N\Lambda$	LY-I (1.32)	YBZ6 (1.66)	HPA2 (1.51)	YBZ6 (1.79)	$N\Lambda$	YBZ4 (1.17)	YBZ6 (1.52)	YBZ6 (1.79)
Ref.	[27]	[27]	this work	this work	Ref.	[20]	this work	this work
$\Delta M1$	-0.11	-0.10	-0.11	-0.10	$\Delta M1'$	0.01	-0.01	-0.01
$\Delta M2$	0.11	-0.02	0.07	-0.02	$\Delta M2'$	-	-	-
$\Delta M3$	0.34	0.32	0.34	0.25	$\Delta M3'$	0.21	0.17	0.17

TABLE VIII: NS maximum mass difference between with and without $\Lambda\Lambda$ interactions, i.e. $\Delta M_n \equiv M(NN + N\Lambda + S\Lambda\Lambda n) - M(NN + N\Lambda)$. All the values are in units of M_\odot , and the numbers in the parentheses denote the values with only NN interactions in the row of NN , and with $NN + N\Lambda$ interactions in the row of $N\Lambda$.

the variation of λ_2 and λ_3 are allowed. As seen in table V, the maximum mass of the model is only $1.87M_\odot$ without the λ_2 momentum interaction and λ_3 density dependent manybody interaction. The maximum mass of NS, however, can reach up to $2.0M_\odot$ if we consider repulsive λ_2 and λ_3 . This also suggests the clue for the hyperon puzzle. When more abundant data for the double- Λ hypernuclei are available, we may be able to determine the values of λ_2 and λ_3 from the data and to compare them with the observations of the NS.

Recently, authors of Ref. [27] calculated the energy of Λ hyperons in nuclear matter using a phenomenological formula, and obtained the distribution of parameters satisfying $M > 2M_\odot$ with Monte Carlo simulation. Aside from the experimental data, the constraint obtained in the work can be used as inputs for determining the parameters entering the interaction of Λ hyperons. The work of refitting is beyond the scope of this work, but it deserves a detailed analysis for better understanding of the interactions of Λ hyperons.

As a final remark, we discuss some limitations of our present work. As mentioned before, the parameters of the $N\Lambda$ and $\Lambda\Lambda$ interactions are generally determined on top of a given NN interaction model, so the parameters of the whole interactions determined in this way form a unique set of an interaction model. On the other hand, our investigations are based on a hybrid scheme, in which we combine the NN , $N\Lambda$, and $\Lambda\Lambda$ interactions piece by piece among different models. For this reason, errors can be generated by the lack of self-consistency.

In order to see the effect of inconsistent combination of interaction models, we evaluate the difference of NS maximum mass with and without $\Lambda\Lambda$ forces. Table VIII summarizes the result where ΔM_n ($\Delta M_{n'}$) is defined as the difference of NS maximum mass between with and without $S\Lambda\Lambda n$ ($S\Lambda\Lambda n'$) interactions. Parentheses denote the NS maximum mass for given NN and $NN+NA$ interactions. All the values in the table are in the unit of solar mass M_\odot . NN force models give significant variation for the NS maximum mass, and the selected NA forces show the reduction of the maximum mass in the range of $(0.46 \sim 0.77)M_\odot$. In spite of this strong dependence on the NN and NA interactions, ΔM_n and $\Delta M_{n'}$ are lesser sensitive to the $\Lambda\Lambda$ force models. We note that the $S\Lambda\Lambda n$ models are fitted to SkM* and YBZ5 models for NN and NA interactions, respectively, so all the ΔM_n values are results of inconsistent model combinations. Nevertheless, the contribution of $\Lambda\Lambda$ interaction is not much affected by the inconsistency. Right part of the table presents the result of $\Delta M_{n'}$. In Ref. [20], SkM* and YBZ4 models are used to fit the $\Lambda\Lambda$ interactions, so $\Delta M_{n'}$ values in the column of SkM* are the results of consistent use of interaction models. Similar to ΔM_n , NS maximum mass shows dependence on the $\Lambda\Lambda$ interaction at the order of $10^{-2}M_\odot$. The reason for this weak dependence on the $\Lambda\Lambda$ interaction can be found from the energy density in Eq. (7), and the fraction of Λ hyperons in Fig. 2. First, since $\lambda_2 = 0 = \lambda_3$ in the $\Lambda\Lambda$ forces, the contribution of $\Lambda\Lambda$ interactions to the EoS is determined by λ_0 , λ_1 and the density of Λ hyperon ρ_Λ . Second, as can be seen in Fig. 2, fraction of Λ hyperons at the maximum mass density (denoted by circles in the figure) is similar to each other among different $NN+NA$ interactions. With similar Λ hyperon fraction at the center of NS where TOV equation is started to be integrated, the contribution of $\Lambda\Lambda$ interaction is dominantly controlled by λ_0 and λ_1 values. Therefore, a $\Lambda\Lambda$ interaction model gives similar contribution to the NS maximum mass with little dependence on the NN and NA interactions. Some errors are inevitable due to the inconsistent combination of NN , NA and $\Lambda\Lambda$ interactions, but it is unlikely to affect or change the conclusion of this work significantly.

Another limitation of the current work arises from the omission of Σ and Ξ hyperons. Some recent works [11, 29, 30] consider the role of these hyperons, and the results turn out to be sensitive to the hyperon-nucleon potentials. Due to the lack of sufficient experimental data, the contributions of Σ and Ξ hyperons are more uncertain than the those of Λ hyperon. Though our investigation is not complete at this moment in the aspect of the self-consistent application of models and the full account of exotic degrees of freedom, we expect that these

two effects are not large enough to alter the conclusion of this work. However, it is still worth continuing to investigate them in the future studies.

Acknowledgments

YL was supported by the Rare Isotope Science Project of Institute for Basic Science funded by Ministry of Science, ICT and Future Planning and National Research Foundation of Korea (2013M7A1A1075766). CHH is grateful to the Institute for Basic Science, where part of the work was completed. Work of CHH was supported by Basic Science Research Program through the National Research Foundation of Korea (NRF) funded by the Ministry of Education (NRF-2014R1A1A2054096). KK was supported by Basic Science Research Program through the National Research Foundation of Korea (NRF) funded by the Ministry of Science, ICT, and Future Planning (NRF-2014M1A7A1A03029872). CHL was supported by the National Research Foundation of Korea (NRF) grant funded by the Korea government (MSIP) (No. NRF-2015R1A2A2A01004238).

-
- [1] J. M. Lattimer, *Ann. Rev. Nucl. Part. Sci.* **62**, 485 (2012).
 - [2] P. Demorest, T. Pennucci, S. Ransom, M. Roberts, and J. W. T. Hessels, *Nature* **467**, 1081 (2010).
 - [3] J. Antoniadis *et al.*, *Science* **340**, 448 (2013).
 - [4] J. M. Lattimer and M. Prakash, *Phys. Rept.* **442**, 109 (2007).
 - [5] S. Weissenborn, D. Chatterjee, and J. Schaffner-Bielich, *Phys. Rev. C* **85**, 065802 (2012).
 - [6] S. Weissenborn, D. Chatterjee, and J. Schaffner-Bielich, *Nucl. Phys. A* **914**, 421 (2013).
 - [7] C. H. Hyun, *Prog. Theor. Phys. Suppl.* **168**, 627 (2007).
 - [8] I. Bednarek, and R. Manka, *J. Phys. G: Nucl. Part. Phys.* **31**, 1009 (2005).
 - [9] C. Y. Ryu, C. H. Hyun, S. W. Hong, and B. T. Kim, *Phys. Rev. C* **75**, 055804 (2007).
 - [10] C. Y. Ryu, C. H. Hyun, and S. W. Hong, *J. Korean Phys. Soc.* **54**, 1448 (2009).
 - [11] I. Bednarek, P. Haensel, J. L. Zdunik, M. Bejger, and R. Manka, *Astron. Astrophys.* **543**, A157 (2012).
 - [12] Y. Lim, K. Kwak, C. H. Hyun, and C.-H. Lee, *Phys. Rev. C* **89**, 055804 (2014).

- [13] A. W. Steiner, J. M. Lattimer, and E. F. Brown, *ApJ* **722**, 33 (2010).
- [14] M. Rayet, *Nucl. Phys. A* **368**, 381 (1981).
- [15] D. E. Lanskoy, and Y. Yamamoto, *Phys. Rev. C* **55**, 2330 (1997).
- [16] Y. Yamamoto, H. Bando, and J. Zofka, *Prog. Theor. Phys.* **80**, 757 (1988).
- [17] F. Fernandez, T. Lopez-Arias, and C. Prieto, *Z. Phys. A* **334**, 349 (1989).
- [18] N. Guleria, S. K. Dhiman, and R. Shyam, *Nucl. Phys. A* **886**, 71 (2012).
- [19] D. E. Lanskoy, *Phys. Rev. C* **58**, 3351 (1998).
- [20] F. Minato, and S. Chiba, *Nucl. Phys. A* **856**, 55 (2011).
- [21] N. Guleria, S. K. Dhiman, and R. Shyam, *Int. J. Mod. Phys. E* **23**, 1450026 (2014).
- [22] K. Nakazawa *et al.*, *Nucl. Phys. A* **835**, 207 (2010).
- [23] M. Danysz *et al.*, *Nucl. Phys.* **49**, 121 (1963).
- [24] E. Hiyama, M. Kamimura, T. Motoba, T. Yamada, and Y. Yamamoto, *Phys. Rev. C* **66**, 024007 (2002).
- [25] Y. Iwata, and J. A. Maruhn, *arXiv:1211.2355 [nucl-th]*.
- [26] A.-J. Mi, and W. You, *Commun. Theor. Phys.* **53**, 133 (2010).
- [27] P. F. Bedaque, and A. W. Steiner, *Phys. Rev. C* **92**, 025803 (2015).
- [28] L. Mornas, *Eur. Phys. J. A* **24**, 293 (2005).
- [29] H.-J. Schulze, and T. Rijken, *Phys. Rev. C* **84**, 035801 (2011).
- [30] K. Tsubakihara, A. Ohnishi, and T. Harada, *arXiv:1402.0979 [nucl-th]*.

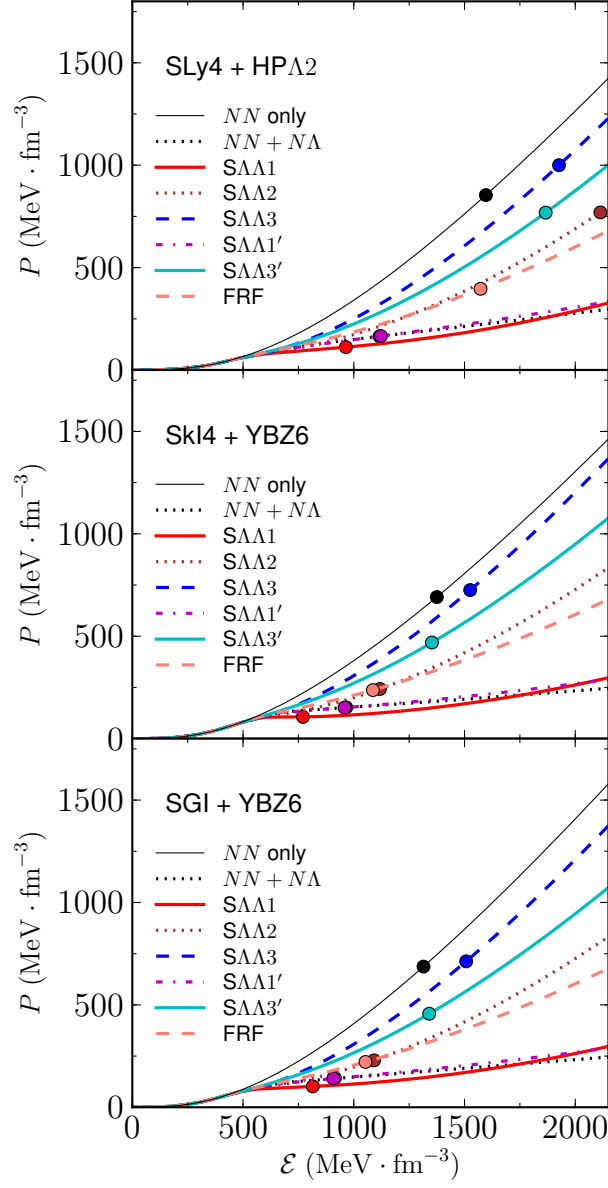


FIG. 1: (Color online) EoS for the selected models that predict the large maximum mass of NS. Different lines indicate the various $\Lambda\Lambda$ interactions that we consider in this paper. For comparison, the EoS without any contribution from the Λ hyperon (NN only) is also plotted. Filled circles indicate the locations on the EoS curves corresponding to the center of NS with the maximum mass.

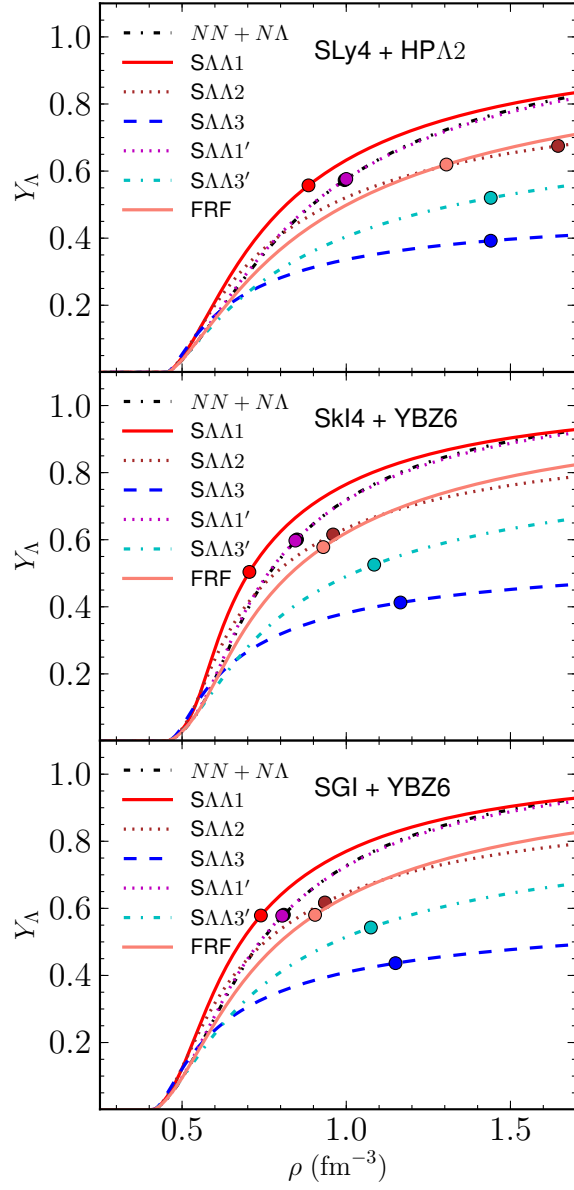


FIG. 2: (Color online) Particle fraction of Λ hyperons as a function of the total baryon number density. The Λ fraction (Y_Λ) is defined as ρ_Λ/ρ , where ρ is the total baryon number density, i.e., $\rho = \rho_n + \rho_p + \rho_\Lambda$.

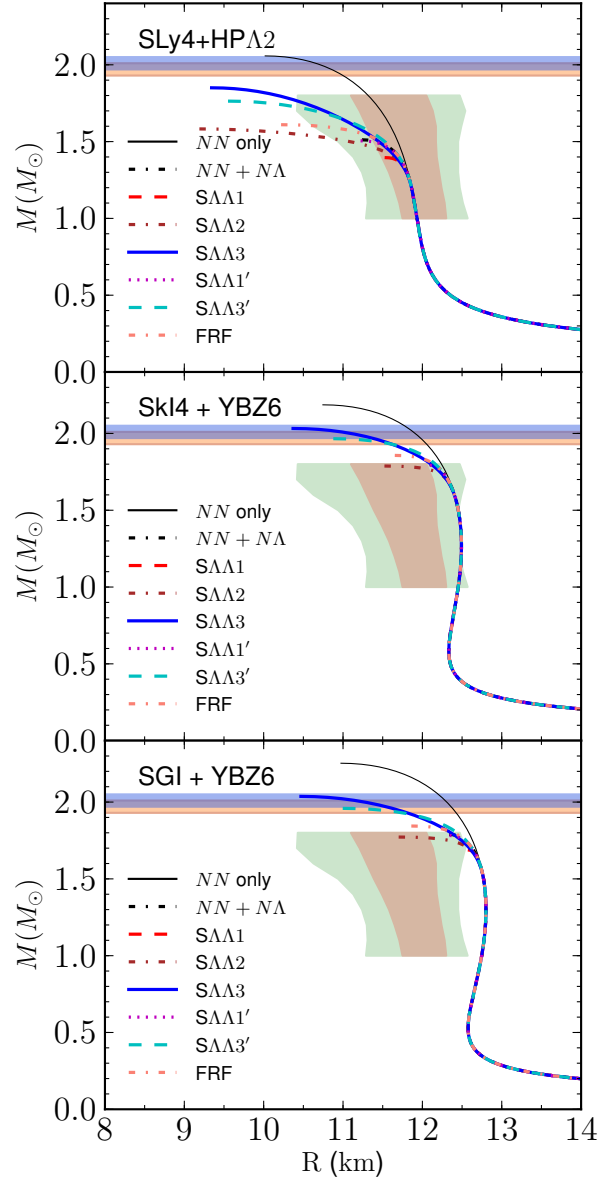


FIG. 3: (Color online) Mass-radius of neutron stars for the selected models. For comparison, the mass-radius relation without any contribution from Λ hyperons is also plotted as a black solid line in each panel. Two flat bands (with purple and orange color) denote the mass ranges of PSR J1614-2230 ($1.97 \pm 0.04 M_\odot$) and PSR J0348+0432 ($2.01 \pm 0.04 M_\odot$), respectively. Green and brown regions near the center are the mass-radius ranges obtained from Ref. [13].

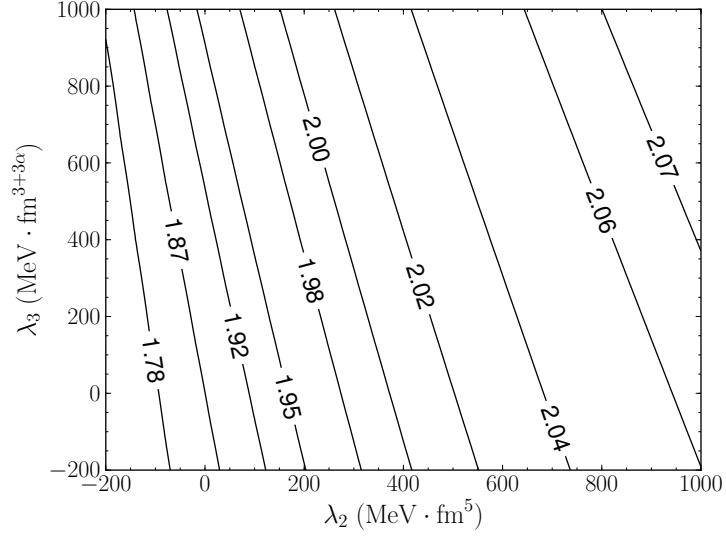


FIG. 4: Contour plot of the maximum mass of NS in units of solar mass as functions of λ_2 and λ_3 which are used in the Skyrme-type $\Lambda\Lambda$ interaction models. Here, α is fixed to $1/3$ (see Table III). The NN and $N\Lambda$ interactions are SkI4 and HPA2, respectively. For $\Lambda\Lambda$ interaction, S $\Lambda\Lambda$ 3 is used.