

The Double Jones Birefringence in Magneto-electric Medium

Waqas Mahmood¹ and Qing Zhao^{2,*}

^{1,2}School of Physics, Beijing Institute of Technology, 5 South Zhongguancun Street, Haidian District, Beijing, 100081, China

*qzhaoyuping@bit.edu.cn

ABSTRACT

In this paper, the Maxwell's equations for a tensorial magneto-electric (ME) medium are solved, which is an extension to the work on the uniaxial anisotropic nonmagnetic medium. The coefficients of the dielectric permittivity, magnetic permeability, and of the magneto-electric effect are considered as tensors. The polarization is shown lying in the plane of two perpendicular independent vectors, and the relationship for the transverse polarization is given. The propagation of an electromagnetic wave through a ME medium gives rise to double Jones birefringence. Besides, the condition for an independent phenomenon of D'yakonov surface wave in a magneto-isotropic but with magneto-electric medium is given, which is measurable experimentally when the incident angle is $\frac{\pi}{4}$. Lastly, it is shown that the parameter for the magneto-electric effect plays a role in the damping of the wave.

Introduction

In 1888, Röntgen observed a connection between the electric and magnetic field by his observation, that a moving dielectric gets magnetized when it is placed in an electric field.¹ His observation was followed by an entirely opposite phenomenon of the polarization of a moving dielectric in the presence of the magnetic field almost two decades later.² After these couple of findings, the inducement of polarization with magnetic field, and the inducement of magnetization with electric field became famous. The fact, that symmetry operations could be responsible for the coupling of both of these fields was raised by Curie for non-moving crystals.³ Though Curie realized, that his proposed intrinsic coupling based on symmetry operations between the fields is possible in non-moving crystals, but there was not enough explanation for that. Debye coined the magneto-electric (ME) effect,⁴ and years later Landau and Lifshitz proposed that the ME behavior is possible in time-asymmetric media.⁵ This time-reversal symmetry was violated in antiferromagnetic Cr_2O_3 ⁶ and it was verified experimentally.⁷⁻¹⁰ In all observations, the electric field induced magnetization and the magnetic field induced polarization both are linear in the applied fields.⁵

The observations, that the electrostatic fields carry a link with optical effects have been discussed earlier. The most prominent of these optical effects is the linear birefringence that has been discussed by many authors.¹¹⁻¹⁷ There has been lots of discussion on the media, that possibly show birefringence. From a popular calculus based formalism proposed by Jones to study the optical effects,¹⁸ it is clear that the uniaxial medium has the property of showing different fundamental optical effects such as isotropic refraction and absorption, linear birefringence and dichroism, and circular birefringence and dichroism. Another phenomenon initially predicted by Jones as the Jones effect was later observed experimentally by Roth et al.¹⁹

Now the idea has been extended to $BiFeO_3$ materials²⁰ in which $D_i = \epsilon_{ij}E_j + \alpha_{ij}H_j$ ⁵ (repeating indices mean summation). For antisymmetric α_{ij} i.e., $\alpha_{ij} \sim \epsilon_{ijk}v_k$, it is equivalent to a moving medium with velocity v_i . The propagation of light in a moving medium has been extensively discussed in prior published articles.^{21,22} Along a different line, very interesting developments have been made by setting $\alpha_{ij} \sim \theta(\vec{r}, t)\delta_{ij}$ (θ may depend on time or constant only). It leads to axion electrodynamics when θ is regarded as a dynamical variable,^{23,24} and gives rise to topological surface state related to the Lagrangian $\vec{E} \cdot \vec{B}$ with θ being constant. Besides, the relativistic nature of the magneto-electric modulus of Cr_2O_3 has been discussed by Heyl *et al.* and the four dimensional relativistic invariant pseudoscalar has been calculated.^{25,26}

On the other hand, the propagation of electromagnetic (EM) wave in an anisotropic media has been widely investigated. Under the eikonal approximation ($\vec{E} = \vec{E}_0 e^{i\psi}$, $\vec{k} = \nabla\psi$, and $\omega = -\frac{\partial\psi}{\partial t}$),⁵ many references are essential extension of the Fresnel's picture. The article by Ignatovich *et al.*²⁷ and the references there in, reviewed and proposed the analytical description of EM waves in nonmagnetic anisotropic media by setting $D_i = \epsilon_{ij}E_j$, where $\epsilon_{ij} = \epsilon_1\delta_{ij} + \epsilon'\hat{a}_i\hat{a}_j$. Here \hat{a}_i and \hat{a}_j are orthogonal unit vectors describing the anisotropic axes. ϵ_1 and ϵ' are the dielectric permittivity of isotropic and anisotropic

media, and both are constants. This approach to describe the permittivity tensor using the addition of an axes is new, and it is used to study the optics of uniaxial anisotropic dielectric medium. The dispersion relation obtained from the Maxwell's equations for a nonmagnetic anisotropic medium has been studied in many aspects beyond the Fresnel's picture, and surface wave is proposed for certain angles.²⁷

In this paper, we extend this approach to a uniaxial anisotropic magneto-electric (ME) medium. As it is prior mentioned, that the magneto-electric effect exists in linear relationship between the electric and magnetic fields in matter, therefore we introduce the same notation already given in Ref.²⁷ to describe our uniaxial anisotropic magneto-electric (ME) medium. The tensors ϵ_{ij} and μ_{ij} describe the dielectric permittivity and the magnetic permeability respectively. Obviously the tensor α_{ij} in ME effect plays the role of anisotropic axes in the language of anisotropic media. Extending the idea given in Refs.^{23,24} with θ taken as a constant and α_{ij} be considered as a symmetric constant tensor, we conclude that symmetric α_{ij} under certain conditions when light is incident onto the ME surface gives rise to D'yakonov surface wave. We study how the ME effect terms appear in the final matrix, and what role they are playing in the underlying effect. We also propose the observation of surface wave under ME effect for certain angles and under special conditions.

The paper is organized as follows. In Section 2, we discuss the calculations of the Maxwell's equations in a ME media, with constant tensors ϵ_{ij} , μ_{ij} and α_{ij} . We are interested in to find the polarization (\vec{E}) with respect to the equation $\nabla \cdot \vec{D} = 0$. In Section 3, some important cases are discussed with the solutions, the numerical plots of these results are given, and the expressions for permittivity and permeability matrix are compared with that given by Hehl *et al.*²⁵

Magneto-electric (ME) effect in a magnetic uniaxial anisotropic medium

To transform the Maxwell's equations under a ME medium, we consider linear ME effect, and restrict our work to simpler terms by ignoring the higher order terms. Doing this, the typical relations for the ME effect take the form

$$D_i = \epsilon_{ij}E_j + \alpha_{ij}H_j , \quad (1)$$

and

$$B_i = \alpha_{ji}E_j + \mu_{ij}H_j . \quad (2)$$

In the equations mentioned above, ϵ_{ij} is the anisotropic dielectric permittivity and μ_{ij} is the anisotropic magnetic permeability. The tensor α_{ij} is the magneto-electric tensor and it is odd under time reversal.⁵ The repeated indices mean summation. The simplest case is $\alpha_{ij} = \alpha(t)\delta_{ij}$ that has been studied extensively. In topological insulators, α can be a constant rather than a dynamic field. Therefore, it is a natural extension that the tensor α_{ij} is taken as a symmetric one.

The propagation of electromagnetic waves through any medium is described by the Maxwell's equations, and the behavior of the waves at the interface of two media is governed by the boundary conditions, imposed by these Maxwell's equations. Hence, the four Maxwell's equations for the case of no charges and current density can be written as

$$\nabla \cdot \vec{D}(\vec{r}, t) = 0 , \quad (3)$$

$$\nabla \cdot \vec{B}(\vec{r}, t) = 0 , \quad (4)$$

$$\nabla \times \vec{E}(\vec{r}, t) = -\frac{\partial \vec{B}(\vec{r}, t)}{\partial t} , \quad (5)$$

and

$$\nabla \times \vec{H}(\vec{r}, t) = \frac{\partial \vec{D}(\vec{r}, t)}{\partial t} . \quad (6)$$

As it is mentioned earlier, that F. V. Ignatovich *et al.* have reviewed the case of a nonmagnetic anisotropic medium by introducing an additional axes to the dielectric permittivity, we here use the same technique of adding an additional axes to the dielectric permittivity and so on, to solve the case of a magnetic ME medium. This significant method of adding vectors make important the role of vectors.

Now consider a monochromatic (single frequency) wave of the form

$$\vec{E}(\vec{r}, t) = \vec{E}(\vec{r}) \exp(-i\omega t) , \quad (7)$$

and further use an assumption, that no source ($\rho = 0$) and the current density ($\vec{j} = 0$) exists. Substituting Eq. (1) and (2) into the Maxwell's Eq. (3) - (6), we obtain

$$\nabla \times [\mu^{-1} \cdot (\nabla \times \vec{E})] - i\omega \left\{ \nabla \times [(\mu^{-1} \alpha^T) \cdot \vec{E}] - (\alpha \mu^{-1}) \cdot (\nabla \times \vec{E}) \right\} = \omega^2 [\epsilon - (\alpha \mu^{-1} \alpha^T)] \cdot \vec{E} , \quad (8)$$

and

$$\vec{D} = [\epsilon - (\alpha \mu^{-1} \alpha^T)] \cdot \vec{E} + \frac{1}{i\omega} (\alpha \mu^{-1}) \cdot (\nabla \times \vec{E}) , \quad (9)$$

where ϵ , μ^{-1} and α represent the tensors with matrix elements ϵ_{ij} , $(\mu^{-1})_{ij}$ and α_{ij} . Since, we are dealing with an anisotropic medium, and for the characterization of anisotropic medium we consider ϵ , μ and α as symmetric tensors. Now setting

$$\beta = \alpha \mu^{-1} , \quad (10)$$

and

$$\tilde{\epsilon}_{ij} = \epsilon_{ij} - (\beta \alpha^T)_{ij} , \quad (11)$$

in Eq. (8) and (9), we obtain

$$\nabla \times [\mu^{-1} \cdot (\nabla \times \vec{E})] - i\omega \left\{ \nabla \times (\beta \cdot \vec{E}) - \beta \cdot (\nabla \times \vec{E}) \right\} = \omega^2 \tilde{\epsilon} \cdot \vec{E} , \quad (12)$$

and

$$\vec{D} = \tilde{\epsilon} \cdot \vec{E} + \frac{1}{i\omega} \beta \cdot (\nabla \times \vec{E}) . \quad (13)$$

Next, we extend the anisotropic dielectric medium to an anisotropic magneto-electric medium. For such a medium, the isotropic dielectric permittivity is denoted by ϵ_1 , the strength of the anisotropy is represented as ϵ' , the inverse of isotropic magnetic permeability is τ_1 , the inverse of anisotropic magnetic permeability is taken as τ' , β_1 is the isotropic ME coefficient and β' is the anisotropic ME coupling coefficient. Taking the role of additional vectors into account, and writing all the constant coefficients $\epsilon_1, \epsilon', \tau_1, \tau', \beta_1$ and β' in the tensors, the anisotropic medium takes the form

$$\tilde{\epsilon}_{ij} = \epsilon_1 \delta_{ij} + \epsilon' \hat{a}_i \hat{a}_j , \quad (14)$$

$$(\mu^{-1})_{ij} = \tau_1 \delta_{ij} + \tau' \hat{b}_i \hat{b}_j , \quad (15)$$

and

$$\beta_{ij} = \beta_1 \delta_{ij} + \beta' \hat{a}_i \hat{d}_j , \quad (16)$$

where the relationships for β_1 , β' and the matrix form of α_{ij} usually used in experiments shown in Ref.²⁵ will be given later. The orthogonal unit vectors \hat{a} , \hat{b} and \hat{d} introduced as additional axes in Eq. (14)–(16), are given by

$$\hat{a} = (\sin \theta \cos \phi, \sin \theta \sin \phi, \cos \theta) , \quad (17)$$

$$\hat{b} = (\sin \varphi \cos \psi, \sin \varphi \sin \psi, \cos \varphi) , \quad (18)$$

and

$$\hat{d} = (\sin \beta \cos \delta, \sin \beta \sin \delta, \cos \beta) . \quad (19)$$

It is important to note that the angle β in Eq. (19) is different from the parameters β_1 and β' in Eq. (16). As a result of an added axes, we expect the off diagonal terms of the final matrix to be non-zero, which in the case of nonmagnetic medium were equal to zero. The coefficient β' appearing with the additional axes is assumed to play a crucial role. For convenience, we choose $\hat{\kappa} = \frac{\vec{k}}{k}$ along z -axes to completely describe our system, and introduce a new set of vectors in the form

$$\vec{e}_1 = \hat{a} \times \hat{\kappa} , \quad (20)$$

$$\vec{e} = \hat{b} \times \hat{\kappa} , \quad (21)$$

and

$$\vec{g} = \hat{d} \times \hat{\kappa} , \quad (22)$$

where e results in replacing θ and ϕ by φ and ψ .

For the plane wave, we can substitute $\nabla \rightarrow i\vec{k}$. Using this substitution in Eq. (3), and further substituting Eq. (13) into it, we arrive at

$$\varepsilon_1(\kappa \cdot E) + \varepsilon'(\kappa \cdot a)(a \cdot E) + \xi\beta'(\kappa \cdot d)(g \cdot E) = 0 , \quad (23)$$

where $\frac{\omega}{c} = k_0$, $\vec{g} = (\hat{d} \times \hat{\kappa})$ and $\xi = \frac{k}{k_0} = \frac{ck}{\omega}$.

Now substituting $\nabla \rightarrow i\vec{k}$ into Eq. (12), and further solving it after using Eq. (21) into it, we obtain

$$(\tau_1 \xi^2 - \varepsilon_1)E - \tau_1 \xi^2 (\kappa \cdot E) \kappa + \tau' \xi^2 (e \cdot E) e - \varepsilon' (a \cdot E) a - \beta' \xi \left[g(\hat{d} \cdot E) + \hat{d}(g \cdot E) \right] = 0 . \quad (24)$$

In the new basis,

$$\vec{E} = A\hat{a} + B\hat{\kappa} + C\vec{e}_1 , \quad (25)$$

where \hat{a} , $\hat{\kappa}$ and \vec{e}_1 form a right handed system. The coordinates A, B, and C are not independent. In order to find the value of the coordinate B, we substitute Eq. (25) into Eq. (23) ($\nabla \cdot \vec{D} = 0$), and obtain

$$B = \frac{-1}{(1 + \eta \cos^2 \theta)} \left[A \left\{ (1 + \eta) \cos \theta - \rho \xi \sin \theta \cos \beta \sin \beta \sin(\phi - \delta) \right\} + C \left\{ \rho \xi \sin \theta \cos \beta \sin \beta \cos(\phi - \delta) \right\} \right] , \quad (26)$$

where $\rho = \frac{\beta'}{\varepsilon_1}$, $\eta = \frac{\varepsilon'}{\varepsilon_1}$ and $\xi = \frac{k}{k_0}$.

Substituting B into Eq. (25), we obtain the polarization vector in the form

$$\vec{E} = A\vec{e}_2 + C\vec{e}_1, \quad (27)$$

where

$$\vec{e}_2 = \hat{a} - \frac{\hat{k}(1+\eta)\cos\theta}{(1+\eta\cos^2\theta)}(1+\xi\chi), \quad (28)$$

and

$$\chi = -\frac{\rho}{(1+\eta)}\tan\theta\cos\beta\sin\beta\sin(\phi-\delta)\left(1-\frac{C}{A}\cot(\phi-\delta)\right). \quad (29)$$

It is evident from Eq. (27), that the polarization vector (\vec{E}) lies in the plane of two independent orthogonal vectors \vec{e}_1 and \vec{e}_2 , where \vec{e}_2 is given by Eq. (28). The transverse polarization can be found by replacing the vector \hat{a} given in Eq. (25) by $\hat{a}_t = \hat{a} - \hat{k}(\hat{k} \cdot \hat{a})$. In order to deal with the linear theory, we consider an interesting case when $\phi - \delta = \frac{\pi}{2}$ i.e., the plane of \hat{a} and \hat{k} , and the plane of \hat{d} and \hat{k} are perpendicular to each other as shown in Figure (1).

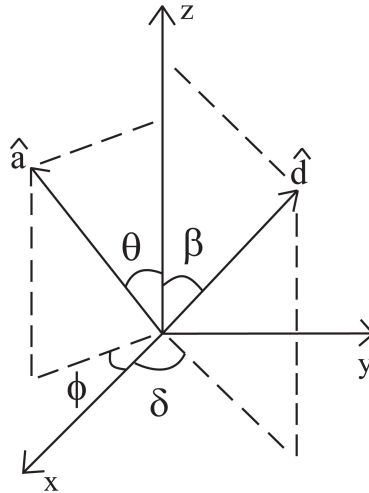


Figure 1. The unit vectors \hat{a} and \hat{d} for the case when $\phi - \delta = \frac{\pi}{2}$.

Hence Eq. (29) implies

$$\chi = -\frac{\rho}{(1+\eta)}\tan\theta\cos\beta\sin\beta. \quad (30)$$

Substituting χ back into Eq. (28), we have

$$\vec{e}_2 = \hat{a} - \hat{k}\frac{\varepsilon_2(\theta)}{\varepsilon_1}\cos\theta\left(1-\frac{\rho\xi}{(1+\eta)}\tan\theta\cos\beta\sin\beta\right), \quad (31)$$

where

$$\varepsilon_2(\theta) = \frac{\varepsilon_1(1+\eta)}{(1+\eta\cos^2\theta)}. \quad (32)$$

In terms of

$$\lambda_1 = \frac{\varepsilon_2(\theta)}{\varepsilon_1} \cos \theta \left(1 - \frac{\rho \xi}{(1 + \eta)} \tan \theta \cos \beta \sin \beta \right), \quad (33)$$

we have

$$\vec{e}_2 = \hat{a} - \lambda_1 \hat{k}, \quad (34)$$

where it is important to note that $\vec{e}_1 \cdot \vec{e}_2 = 0$.

The meaning of Eq. (34) is obvious. Because of Eq. (3), the transverse condition has been satisfied. Therefore, \vec{E} has two independent polarizations.

Multiplying Eq. (24) by \vec{e}_1 yields

$$C \left(\tau_1 \xi^2 - \varepsilon_1 \right) + A \left(\beta' \xi \sin^2 \beta \right) = 0. \quad (35)$$

Now multiplying Eq. (24) by \vec{e}_2 , using Eq. (33) into it, and performing a little lengthy calculations we obtain

$$C \left(\beta' \xi \sin^2 \beta \right) + A \left(\left\{ \tau_1 + F + \tau' \sin^2 \varphi \right\} \xi^2 - \varepsilon_2(\theta) - G \xi \right) = 0, \quad (36)$$

where

$$F = \left(\frac{\beta'}{\varepsilon_1} \right)^2 \cos^2 \beta \sin^2 \beta \frac{\varepsilon_2(\theta)}{(1 + \eta)}, \quad (37)$$

and

$$G = \eta \rho \sin 2\beta \cos \theta \sin \theta \frac{\varepsilon_2(\theta)}{(1 + \eta)}. \quad (38)$$

The Eq. (35) and (36) can be written in the matrix form as

$$\begin{bmatrix} \tau_1 \xi^2 - \varepsilon_1 & \beta' \xi \sin^2 \beta \\ \beta' \xi \sin^2 \beta & (\tau_1 + F + \tau' \sin^2 \varphi) \xi^2 - \varepsilon_2(\theta) - G \xi \end{bmatrix} \begin{bmatrix} C \\ A \end{bmatrix} = 0. \quad (39)$$

Eq. (39) is the general form of the propagation of transversal EM wave in a ME media for $\phi - \delta = \frac{\pi}{2}$. We shall discuss the meaning of Eq. (39) in Section 3. It should be noted that for DC ($\omega \rightarrow 0$), ξ is very large. However, for AC, we consider low frequencies and the correction of linear terms of ξ . In our work, the light propagation is taken into account, however, the theory works for any frequency in principle.

Particular cases and proposed surface wave

Let's start with a trivial case, when there is no magneto-electric effect i.e., when $\beta' = \tau' = 0$. The matrix given in Eq. (39) reduces to

$$\begin{bmatrix} \tau_1 \xi^2 - \varepsilon_1 & 0 \\ 0 & \tau_1 \xi^2 - \varepsilon_2(\theta) \end{bmatrix} \begin{bmatrix} C \\ A \end{bmatrix} = 0, \quad (40)$$

which can be written in the equations form for $\tau_1 = 1$ as

$$\xi^2 = \varepsilon_1 , \quad (41)$$

and

$$\xi^2 = \varepsilon_2(\theta) . \quad (42)$$

The Eq. (41) and (42) are nothing but the relationships of the wave vector for an anisotropic dielectric medium already discussed in,²⁷ when there exists only one anisotropic axes \hat{a} . When tensorial ME effect is considered, the off diagonal terms are non zero, however, the term $\beta' \xi \sin^2 \beta$ appears in the off diagonal term's place, which is constrained by the Maxwell's Eq. (5) and (6).

Another interesting and special case is, when $\eta = 0$ i.e., the medium is with magnetic structure and magneto-electric effect only. Rewriting Eq. (39) using this assumption, we have

$$\begin{bmatrix} \tau_1 \xi^2 - \varepsilon_1 & \beta' \xi \sin^2 \beta \\ \beta' \xi \sin^2 \beta & v \xi^2 - \varepsilon_1 \end{bmatrix} \begin{bmatrix} C \\ A \end{bmatrix} = 0 , \quad (43)$$

where

$$G = 0 , \quad (44)$$

$$\varepsilon_2(\theta) = \varepsilon_1 , \quad (45)$$

$$v = (\tau_1 + F + \tau' \sin^2 \varphi) , \quad (46)$$

and

$$F = \left(\frac{\beta'}{\varepsilon_1} \right)^2 \cos^2 \beta \sin^2 \beta \varepsilon_1 . \quad (47)$$

To find the dispersion relation satisfied by the matrix given in Eq. (43), we set the determinant of the matrix equal to zero, and arrive at

$$\tau_1 v \xi^4 - \left(\tau_1 \varepsilon_1 + v \varepsilon_1 + \beta'^2 \sin^4 \beta \right) \xi^2 + \varepsilon_1^2 = 0 . \quad (48)$$

Recalling

$$\xi = \frac{k}{k_0} , \quad (49)$$

and denoting

$$k^2 = k_{\parallel}^2 + k_{\perp}^2 , \quad (50)$$

where k_{\parallel} denotes the parallel component, and k_{\perp} denotes the perpendicular component to the boundary $z = 0$ of the media. If light is incident on the boundary, k_{\parallel} remains unchanged for $z > 0$ and $z < 0$ because of the continuity. The Eq. (48) recasts to

$$\tau_1 v k_{\perp}^4 + \left(2k_{\parallel}^2 \tau_1 v - k_0^2 D \right) k_{\perp}^2 + k_0^4 \varepsilon_1^2 + \tau_1 v k_{\parallel}^4 - k_{\parallel}^2 k_0^2 D = 0 , \quad (51)$$

where

$$D = \tau_1 \varepsilon_1 + v \varepsilon_1 + \beta'^2 \sin^4 \beta . \quad (52)$$

Solving Eq. (51) as a quadratic equation in k_{\perp}^2 , we obtain the solution

$$k_{\perp}^2 = \frac{k_0^2}{2\tau_1 v} \left(D \pm \sqrt{D^2 - 4\tau_1 v \varepsilon_1^2} \right) - k_{\parallel}^2 . \quad (53)$$

The component k_{\parallel}^2 is invariant and the squared term D^2 in Eq. (53) is always larger than the second term in the square root. The dispersion relation depends on the axes of magneto-electric effect and for negative k_{\parallel}^2 , only surface wave is survived.

Surface wave in uniaxial anisotropic ME medium

It is mentioned earlier, that surface wave exists in a uniaxial anisotropic dielectric medium under certain incident angles.²⁷ Consider now the case of a uniaxial anisotropic magneto-electric medium. Let's consider a region of two halves separated by the plane $z = 0$. The region $z > 0$ is vacuum, and the region $z < 0$ is the magneto-electric medium. Due to the continuity of \vec{E} , the parallel component (k_{\parallel}) does not change. However, the only change occurs in the perpendicular component (k_{\perp}). Suppose a plain wave propagates towards a plane at $z = 0$ (Figure. 2).

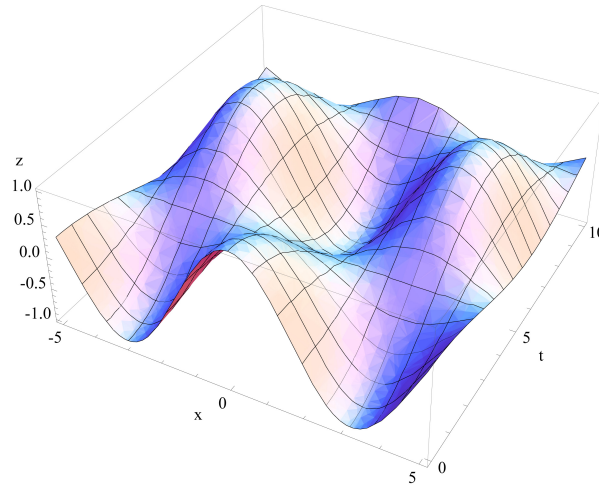


Figure 2. Numerical plot of an electromagnetic wave with time harmonic form and $\exp(-i\omega t)$ dependence.

For the general case, the roots of the fourth order algebraic equation looks complicated. Hence, we consider a special case with $\eta \neq 0$ and $\theta = \frac{\pi}{2}$. For this case, the anisotropic axes for the dielectric tensor mentioned in Eq. (14) is perpendicular to the propagation direction \hat{k} , or only an incident wave propagating along the direction perpendicular to \hat{a} is taken into account.

Substituting $\theta = \frac{\pi}{2}$ in the Eq. (39), it is simplified to

$$\begin{bmatrix} \tau_1 \xi^2 - \varepsilon_1 & \beta' \xi \sin^2 \beta \\ \beta' \xi \sin^2 \beta & v \xi^2 - \varepsilon_1 (1 + \eta) \end{bmatrix} \begin{bmatrix} C \\ A \end{bmatrix} = 0 , \quad (54)$$

where

$$v = \tau_1 + F + \tau' \sin^2 \varphi , \quad (55)$$

and

$$F = \left(\frac{\beta'}{\varepsilon_1} \right)^2 \cos^2 \beta \sin^2 \beta \varepsilon_1 . \quad (56)$$

Magneto-isotropic but with magneto-electric tensor

Let's consider another special case in which \hat{b} and α both don't play any role. However, only \hat{d} is survived. Suppose $\varepsilon' = 0$ and $\tau' = 0$. The matrix in Eq. (39) becomes

$$\begin{bmatrix} \tau_1 \xi^2 - \varepsilon_1 & \beta' \xi \sin^2 \beta \\ \beta' \xi \sin^2 \beta & v \xi^2 - \varepsilon_1 \end{bmatrix} \begin{bmatrix} C \\ A \end{bmatrix} = 0 , \quad (57)$$

where

$$G = 0 , \quad (58)$$

$$\varepsilon_2(\theta) = \varepsilon_1 , \quad (59)$$

$$\rho^2 = \left(\frac{\beta'}{\varepsilon_1} \right)^2 , \quad (60)$$

$$v = (\tau_1 + F) , \quad (61)$$

and

$$F = \rho^2 \cos^2 \beta \sin^2 \beta \varepsilon_1 . \quad (62)$$

Taking the determinant of the matrix given in Eq. (57), and setting it equal to zero, we arrive at

$$\tau_1 v \xi^4 - \left(\tau_1 \varepsilon_1 + v \varepsilon_1 + \beta'^2 \sin^4 \beta \right) \xi^2 + \varepsilon_1^2 = 0 . \quad (63)$$

Using $\xi = \frac{k}{k_0}$, and further solving Eq. (63), we arrive at

$$\tau_1 k^4 + \rho^2 \left(k^2 \cos^2 \beta \right) \left(k^2 \sin^2 \beta \right) \varepsilon_1 - k_0^2 \left(2 \varepsilon_1 k^2 + \frac{\beta'^2}{\tau_1} k^2 \sin^2 \beta \right) + k_0^4 \frac{\varepsilon_1^2}{\tau_1} = 0 . \quad (64)$$

Introducing the components form, we have

$$k \cos \beta = k_{\parallel} (\hat{l} \cdot \hat{d}) + k_{\perp} (\hat{n} \cdot \hat{d}) , \quad (65)$$

which on squaring both sides yields

$$k^2 \cos^2 \beta = k_{\parallel}^2 (\hat{l} \cdot \hat{d})^2 + 2 k_{\parallel} k_{\perp} (\hat{l} \cdot \hat{d}) (\hat{n} \cdot \hat{d}) + k_{\perp}^2 (\hat{n} \cdot \hat{d})^2 , \quad (66)$$

where \hat{l} is the unit vector in the direction parallel to the surface and \hat{n} is the unit vector in the direction perpendicular to the surface.

Similarly

$$k^2 \sin^2 \beta = k_{\parallel}^2 \left(1 - (\hat{l} \cdot \hat{d})^2 \right) + k_{\perp}^2 \left(1 - (\hat{n} \cdot \hat{d})^2 \right) - 2k_{\parallel} k_{\perp} (\hat{l} \cdot \hat{d})(\hat{n} \cdot \hat{d}) . \quad (67)$$

Multiplying Eq. (66) and (67), we have

$$\begin{aligned} \left(k^2 \cos^2 \beta \right) \left(k^2 \sin^2 \beta \right) &= k_{\perp}^4 \left((\hat{n} \cdot \hat{d})^2 - (\hat{n} \cdot \hat{d})^4 \right) + k_{\perp}^3 \left(2(\hat{l} \cdot \hat{d})(\hat{n} \cdot \hat{d})k_{\parallel} - 4(\hat{l} \cdot \hat{d})(\hat{n} \cdot \hat{d})^3 k_{\parallel} \right) \\ &+ k_{\perp}^2 \left((\hat{l} \cdot \hat{d})^2 k_{\parallel}^2 + (\hat{n} \cdot \hat{d})^2 k_{\parallel}^2 - 6(\hat{l} \cdot \hat{d})(\hat{n} \cdot \hat{d})^2 k_{\parallel}^2 \right) + k_{\perp} \left(2(\hat{l} \cdot \hat{d})(\hat{n} \cdot \hat{d})k_{\parallel}^3 - 4(\hat{l} \cdot \hat{d})^3 (\hat{n} \cdot \hat{d})k_{\parallel}^3 \right) \\ &+ \left((\hat{l} \cdot \hat{d})^2 - (\hat{l} \cdot \hat{d})^4 \right) k_{\parallel}^4 . \end{aligned} \quad (68)$$

Recall

$$k^2 = k_{\parallel}^2 + k_{\perp}^2 , \quad (69)$$

and likewise

$$k^4 = k_{\parallel}^4 + 2k_{\parallel}^2 k_{\perp}^2 + k_{\perp}^4 . \quad (70)$$

Let $x = k_{\perp}$, and substitute Eq. (68), (69) and (70) into Eq. (64). We arrive at the following fourth order algebraic equation in x

$$\begin{aligned} \left(\tau_1 + \cos^2 \gamma \sin^2 \gamma \frac{\beta'^2}{\epsilon_1} \right) x^4 &+ \left(-\frac{\beta'^2}{\epsilon_1} k_{\parallel} \cos 2\gamma \sin 2\gamma \right) x^3 + \left(k_{\parallel}^2 \left(2\tau_1 + \frac{\beta'^2}{\epsilon_1} (1 - 6\cos^2 \gamma \sin^2 \gamma) \right) \right. \\ &- k_0^2 \left(2\epsilon_1 + \frac{\beta'^2}{\tau_1} \sin^2 \gamma \right) \left. \right) x^2 + \left(\frac{\beta'^2}{\epsilon_1} k_{\parallel}^3 \cos 2\gamma \sin 2\gamma + \frac{\beta'^2}{\tau_1} k_0^2 k_{\parallel} \sin 2\gamma \right) x + \left(k_{\parallel}^4 \left(\tau_1 + \frac{\beta'^2}{\epsilon_1} \cos^2 \gamma \right. \right. \\ &\left. \left. \sin^2 \gamma \right) - k_0^2 k_{\parallel}^2 \left(2\epsilon_1 + \frac{\beta'^2}{\tau_1} \cos^2 \gamma \right) + \frac{k_0^4 \epsilon_1^2}{\tau_1} \right) = 0 , \end{aligned} \quad (71)$$

where γ is the angle between \hat{n} and \hat{d} . The equation given above can be rewritten as

$$ax^4 + bx^3 + cx^2 + dx + e = 0 , \quad (72)$$

where

$$a = \tau_1 + \cos^2 \gamma \sin^2 \gamma \frac{\beta'^2}{\epsilon_1} , \quad (73)$$

$$b = -\frac{\beta'^2}{\epsilon_1} k_{\parallel} \cos 2\gamma \sin 2\gamma , \quad (74)$$

$$c = k_{\parallel}^2 \left(2\tau_1 + \frac{\beta'^2}{\epsilon_1} (1 - 6\cos^2 \gamma \sin^2 \gamma) \right) - k_0^2 \left(2\epsilon_1 + \frac{\beta'^2}{\tau_1} \sin^2 \gamma \right) , \quad (75)$$

$$d = \frac{\beta'^2}{\epsilon_1} k_{\parallel}^3 \cos 2\gamma \sin 2\gamma + \frac{\beta'^2}{\tau_1} k_0^2 k_{\parallel} \sin 2\gamma , \quad (76)$$

and

$$e = k_{\parallel}^4 \left(\tau_1 + \frac{\beta'^2}{\epsilon_1} \cos^2 \gamma \sin^2 \gamma \right) - k_0^2 k_{\parallel}^2 \left(2\epsilon_1 + \frac{\beta'^2}{\tau_1} \cos^2 \gamma \right) + \frac{k_0^4 \epsilon_1^2}{\tau_1}. \quad (77)$$

The general solution of the fourth order equation given in Eq. (72) is very complicated. To show the point, we consider a simple example for $\gamma = \frac{\pi}{4}$ (Figure. 3), that can be checked experimentally in principle.¹⁹

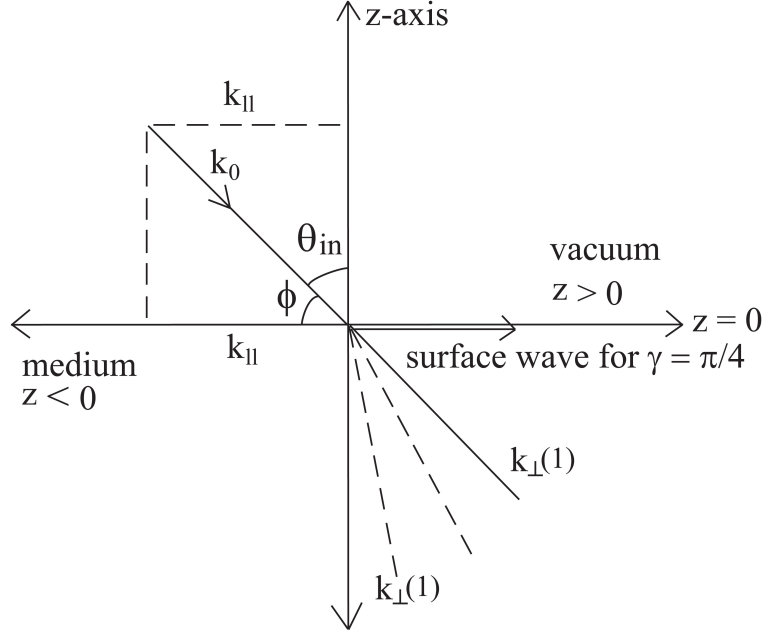


Figure 3. The region $z > 0$ is vacuum and the region $z < 0$ is magneto-electric medium. θ_{in} is the incident angle for k_0 . The parallel and perpendicular components are k_{\parallel} and k_{\perp} respectively. The range of θ_{in} is constrained by β and for $\gamma = \frac{\pi}{4}$ surface wave along the plane $z = 0$ is shown.

Setting $\gamma = \frac{\pi}{4}$ and finding the solutions, we have

$$k_{\perp(1)} = \frac{1}{\sqrt{4\epsilon_1 + \beta'^2}} \left[k_{\parallel} \beta' - \sqrt{\epsilon_1 k_0^2 (4\epsilon_1 + \beta'^2 - \beta' \sqrt{4\epsilon_1 + \beta'^2}) - k_{\parallel}^2 (4\epsilon_1)} \right], \quad (78)$$

$$k_{\perp(2)} = \frac{1}{\sqrt{4\epsilon_1 + \beta'^2}} \left[k_{\parallel} \beta' + \sqrt{\epsilon_1 k_0^2 (4\epsilon_1 + \beta'^2 - \beta' \sqrt{4\epsilon_1 + \beta'^2}) - k_{\parallel}^2 (4\epsilon_1)} \right], \quad (79)$$

$$k_{\perp(3)} = \frac{1}{\sqrt{4\epsilon_1 + \beta'^2}} \left[-k_{\parallel} \beta' - \sqrt{\epsilon_1 k_0^2 (4\epsilon_1 + \beta'^2 + \beta' \sqrt{4\epsilon_1 + \beta'^2}) - k_{\parallel}^2 (4\epsilon_1)} \right], \quad (80)$$

and

$$k_{\perp(4)} = \frac{1}{\sqrt{4\epsilon_1 + \beta'^2}} \left[-k_{\parallel} \beta' + \sqrt{\epsilon_1 k_0^2 (4\epsilon_1 + \beta'^2 + \beta' \sqrt{4\epsilon_1 + \beta'^2}) - k_{\parallel}^2 (4\epsilon_1)} \right]. \quad (81)$$

Now setting $\beta'' = \frac{\beta'}{2}$ and $q^2 = \frac{k_{\parallel}^2}{k_0^2} = \sin^2 \theta_{in}$, the four solutions given in Eq. (78)–(81) can be further simplified to

$$\frac{k_{\perp(1)}}{k_0} = \frac{1}{2\sqrt{1+\beta'^2}} \left[q\beta' - 2\sqrt{1+\beta'^2 - \beta''\sqrt{1+\beta'^2} - q^2} \right], \quad (82)$$

$$\frac{k_{\perp(2)}}{k_0} = \frac{1}{2\sqrt{1+\beta'^2}} \left[q\beta' + 2\sqrt{1+\beta'^2 - \beta''\sqrt{1+\beta'^2} - q^2} \right], \quad (83)$$

$$\frac{k_{\perp(3)}}{k_0} = \frac{1}{2\sqrt{1+\beta'^2}} \left[-q\beta' - 2\sqrt{1+\beta'^2 + \beta''\sqrt{1+\beta'^2} - q^2} \right], \quad (84)$$

and

$$\frac{k_{\perp(4)}}{k_0} = \frac{1}{2\sqrt{1+\beta'^2}} \left[-q\beta' + 2\sqrt{1+\beta'^2 + \beta''\sqrt{1+\beta'^2} - q^2} \right]. \quad (85)$$

The Eq. (82)–(85) show double Jones birefringence.¹⁹ From the solutions if the incident angle falls in the range

$$q^2 = \sin^2 \theta_{in} > 1 + \beta'' \left(\beta'' - \sqrt{1 + \beta'^2} \right) \quad \text{for } \beta'' > 0, \quad (86)$$

it gives rise to complex k_{\perp} that decays with z to generate the surface wave. The visualization of the four solutions mentioned above is given in Figure. (4)–(7). Figure. (4) is the visualized surface for Eq. (82) generated in Mathematica. It is clear in the plot that the decay of the wave is constrained to β' . If we further increase the values of β' , the ends of the curve become more flat, however this does not influence the damping of the wave.

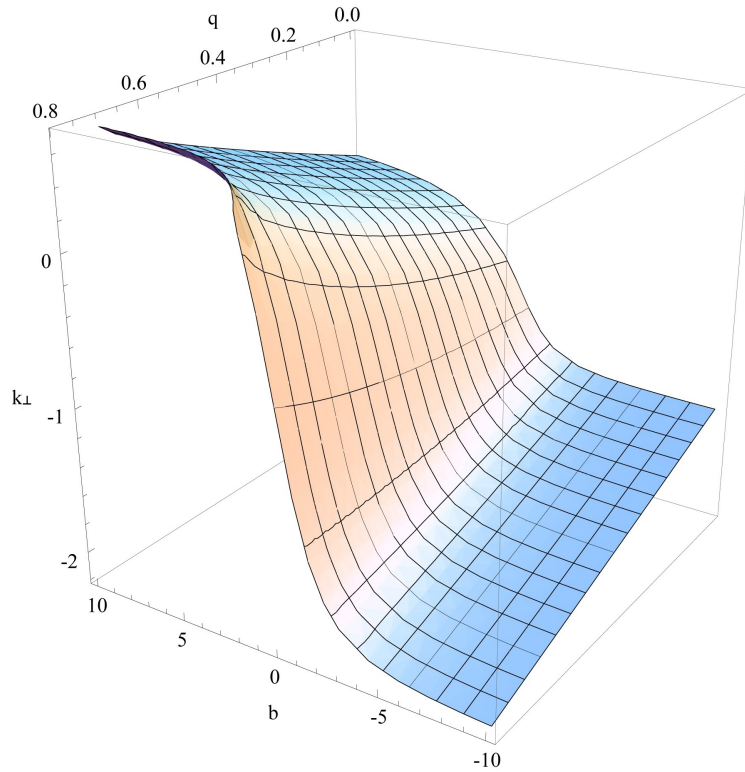


Figure 4. Numerical plot of Eq. (82) with $\beta'' = \frac{\beta'}{2} = \frac{b}{2}$ and $q = \frac{k_{\parallel}}{k_0}$.

The crucial role of β' as we have mentioned earlier turns out the same way as expected and for an incident electromagnetic wave on to the plane $z = 0$, it is playing a role in the damping of the wave. However, the surfaces generated using Mathematica for other solutions are slightly different. Figure. (5) displays the surface generated for the Eq. (83). With an increase in the value of q , the k_{\perp} component is decreasing and the depth of the curve is also becoming less. When the value of q approaches nearly 0.8, the surface is seen to be almost flat.

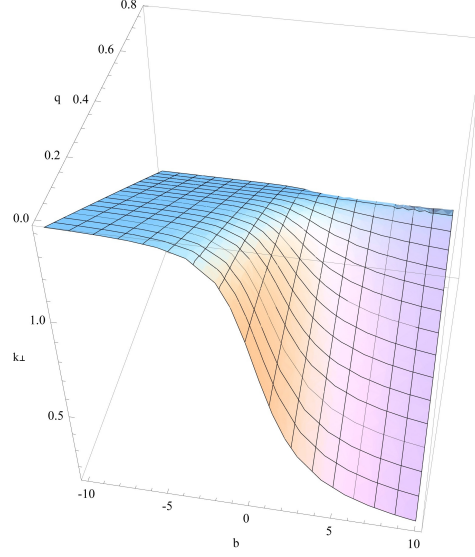


Figure 5. Numerical plot of Eq. (83) with $\beta'' = \frac{\beta'}{2} = \frac{b}{2}$ and $q = \frac{k_{\parallel}}{k_0}$.

The solutions given in Eq. (84) and (85) are plotted in Figure. (6) and (7) respectively. A common behavior of damping for an electromagnetic wave is seen in both of the generated surface plots. These plots emphasize the role of β' in our calculations for the uniaxial anisotropic magneto-electric medium and provide an illustration for the observation of physical phenomenon of surface waves in such a medium. This study on the magneto-electric medium using the additional axes in many aspects may give rise to the observation of more fundamental effects in optics.

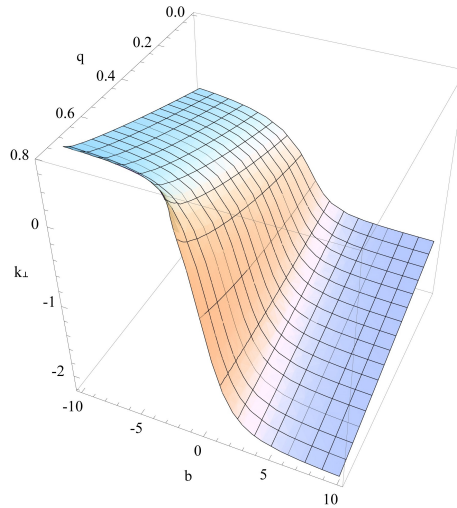


Figure 6. Numerical plot of Eq. (84) with $\beta'' = \frac{\beta'}{2} = \frac{b}{2}$ and $q = \frac{k_{\parallel}}{k_0}$.

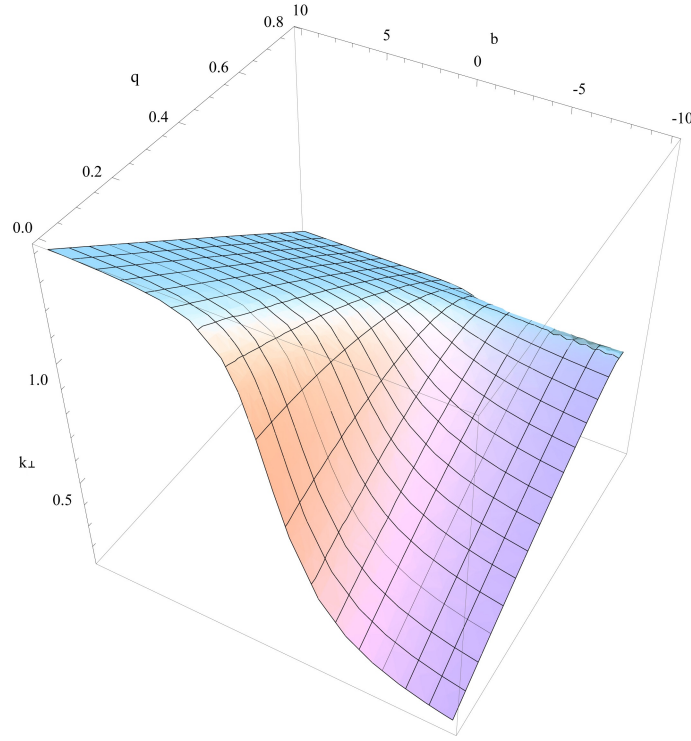


Figure 7. Numerical plot of Eq. (85) with $\beta'' = \frac{\beta'}{2} = \frac{b}{2}$ and $q = \frac{k_{\parallel}}{k_0}$.

The behavior of the incident angle (θ_{in}) with respect to β'' is shown in Figure. (8), where the angle is in degrees.

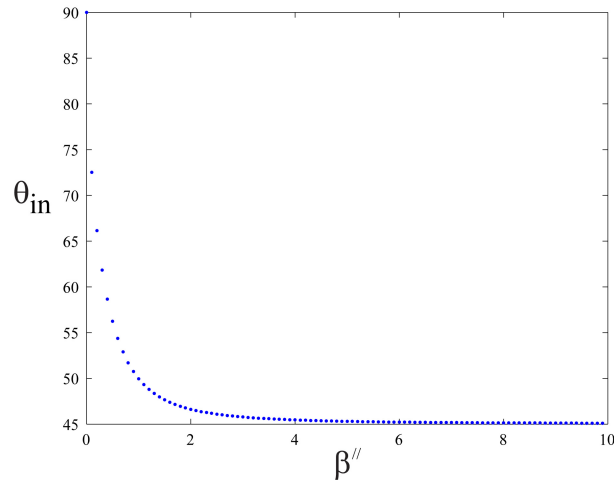


Figure 8. The incident angle θ_{in} as a function of β'' , where θ_{in} is in degrees.

To make a comparison of the permittivity and permeability matrix with the tensorial form of ME based on the relativistic invariance,²⁵ consider that ϵ , α and μ , all are diagonal with first two entries same. For such a case, using Eq. (11) the

permittivity matrix simplifies to

$$\tilde{\epsilon}_{ij} = \begin{pmatrix} \epsilon_{11} - \frac{\alpha_{11}^2}{\mu_{11}} & 0 & 0 \\ 0 & \epsilon_{11} - \frac{\alpha_{11}^2}{\mu_{11}} & 0 \\ 0 & 0 & \epsilon_{33} - \frac{\alpha_{33}^2}{\mu_{33}} \end{pmatrix}, \quad (87)$$

and the permeability matrix takes the form

$$\mu_{ij}^{-1} = \begin{pmatrix} \mu_{11}^{-1} & 0 & 0 \\ 0 & \mu_{11}^{-1} & 0 \\ 0 & 0 & \mu_{33}^{-1} \end{pmatrix}. \quad (88)$$

Now consider another case when ϵ , α and μ , all are diagonal, however with different matrix elements. The Eq. (10) can be rewritten in the form

$$\alpha_{ik} = \beta_{im} \mu_{mk}. \quad (89)$$

Using the definition of β_{ij} from Eq. (16) into α_{ik} , given in the last equation, we arrive at

$$\alpha_{ik} = \beta_1 \delta_{im} \mu_{mk} + \beta' \hat{d}_i \hat{d}_m \mu_{mk}, \quad (90)$$

which for only \hat{d} , simplifies to

$$\begin{pmatrix} \alpha_{11} & 0 & 0 \\ 0 & \alpha_{22} & 0 \\ 0 & 0 & \alpha_{33} \end{pmatrix} = \beta_1 \begin{pmatrix} \mu_{11}(1 + \frac{\beta'}{\beta_1} \sin^2 \theta \cos^2 \phi) & 0 & 0 \\ 0 & \mu_{22}(1 + \frac{\beta'}{\beta_1} \sin^2 \theta \sin^2 \phi) & 0 \\ 0 & 0 & \mu_{33}(1 + \frac{\beta'}{\beta_1} \cos^2 \theta) \end{pmatrix}. \quad (91)$$

In comparison with Ref.²⁵ it depends on the orientation of the unit vector \hat{a} in Eq. (17) that comes from $\tilde{\epsilon}_{ij}$.

Conclusion

In this paper, we have solved the Maxwell's equations with the typical definition of the linear magneto-electric effect given in Eq. (1)–(2), and extended the approach given in Ref.²⁷ to describe the propagation of an EM wave through a uniaxial anisotropic magnetic ME medium. By considering the linear ME effect, and by introducing the new basis, it is shown, that for a plain electromagnetic wave of the form $\vec{E}(\vec{r}) \exp(-i\omega t)$, the polarization vector (\vec{E}) lies in the plane of two independent orthogonal vectors \vec{e}_1 and \vec{e}_2 . Further proceeding with the calculations, it is observed, that the terms for the magneto-electric effect appear in the off diagonal place in the Eq. (39), where the parameter β' plays a crucial role. The solutions of the fourth order polynomial provide the condition for the physical phenomenon of D'yakonov surface wave at certain incident angle. The proposed surface wave is observable at an incident angle $\frac{\pi}{4}$. From the condition of the surface wave, it is inferred, that the constant β' is responsible for the damping of surface wave as shown in the figures. Lastly, the Eq. (87), (88) and (91) support the Dzyaloshinskii's theory.

References

1. Röntgen, W. C. Ueber die durch Bewegung eines im Homogenen Electricischen Felde befindlichen Dielectricums Hervorgerufene Electrodynamische Kraft. *Ann. Phys.* **35**, 264–270 (1888).
2. Wilson, H. A. On the Electric Effect of Rotating a Dielectric in a Magnetic Field. *Phil. Trans. R. Soc. London A* **204**, 121–137 (1904).
3. Curie, P. Sur la symétrie dans les phénomènes physiques, symétrie d'un champ électrique et d'un champ magnétique. *J. Phys. Theor. Appl.* **3**, 393–415 (1894).

4. Debye, P. Bemerkung zu einigen neuen Versuchen über einen magneto-elektrischen Richteffect. *Z. Phys.* **36**, 300–301 (1926).
5. Landau, L. D., Lifshitz, E. M. & Pitaevskii, P. *Elektrodinamika Sploshnykh Sred* (Electrodynamics of Continuous Media) (Moscow: Fizmatlit, 2005) [Translated into English (Oxford: Butterworth-Heinemann)] (2004).
6. Dzyaloshinskii, I. E. On the magneto-electrical effect in antiferromagnets. *Zh. Eksp. Teor. Fiz.* **37**, 881–882 [Sov. Phys. JETP **10**, 628–629] (1959).
7. Astrov, D. N. The magnetoelectric effect in antiferromagnets. *Zh. Eksp. Teor. Fiz.* **38**, 984–985 [Sov. Phys. JETP **11**, 708–709] (1960).
8. Astrov, D. N. Magnetoelectric Effect in Chromium Oxide. *Zh. Eksp. Teor. Fiz.* **40**, 1035–1041 [Sov. Phys.–JETP **13**, 729–733] (1961).
9. Rado, G. T. & Folen, V. J. Observation of the Magnetically Induced Magnetoelectric Effect and Evidence for Antiferromagnetic Domains. *Phys. Rev. Lett.* **7**, 310–311 (1961).
10. Folen, V. J., Rado, G. T. & Stalder, E. W. Anisotropy of the Magnetoelectric Effect in Cr_2O_3 . *Phys. Rev. Lett.* **6**, 607–608 (1961).
11. Kerr, J. A new relation between electricity and light: Dielectrified media birefringent. *Philos. Mag. Series 4* **50**, 337–348 (1875).
12. Majorana, Q. Sur la biréfringence magnétique. *Comptes Rendus Acad. Sci.* **135**, 159–161 (1902).
13. Majorana, Q. Sur le dichroïsme magnétique. *Comptes Rendus Acad. Sci.* **135**, 235–237 (1902).
14. Cotton, A. & Mouton, M. Sur le phénomène de Majorana. *Comptes Rendus Acad. Sci. Fr.* **141**, 317–319 (1905).
15. Cotton, A. & Mouton, M. Sur la biréfringence magnétique. Nouveaux liquides actifs. *Comptes Rendus Acad. Sci. Fr.* **141**, 349–351 (1905).
16. Cotton, A. & Mouton, M. Nouvelle propriété optique (biréfringence magnétique) de certains liquides organiques non colloïdaux. *Comptes Rendus Acad. Sci. Fr.* **145**, 229–230 (1907).
17. Cotton, A., Mouton, M. & Weiss, P. Sur la biréfringence magnétique des liquides organiques. *Comptes Rendus Acad. Sci. Fr.* **145**, 870–872 (1907).
18. Jones, R. C. A New Calculus for the Treatment of Optical Systems. VII. Properties of the N-Matrices. *J. Opt. Soc. Am.* **38**, 671–685 (1948).
19. Roth, T. & Rikken, G. L. J. A. Observation of Magnetoelectric Jones Birefringence. *Phys. Rev. Lett.* **85**, 4478–4481 (2000).
20. Yu, P. & Zhang, J. X. Emergent phenomena at multiferroic BiFeO_3 superstructures. *Progress in Physics* **33**, 369–381 (2013).
21. Leonhardt, U. & Piwnicki, P. Optics of nonuniformly moving media. *Phys. Rev. A* **60**, 4301–4312 (1999).
22. Fiurášek, J., Leonhardt, U. & Parentani, R. Slow-light pulses in moving media. *Phys. Rev. A* **65**, 011802(R) p.1–4 (2001).
23. Wilczek, F. Two Applications of Axion Electrodynamics. *Phys. Rev. Lett.* **58**, 1799–1802 (1987).
24. Qi, X. L., Li, R., Zang, J. & Zhang, S. C. Inducing a Magnetic Monopole with Topological Surface States. *Science* **323**, 1184–1187 (2009).
25. Hehl, F. W., Obukhov, Y. N., Rivera, J. P. & Schmid, H. Relativistic nature of a magnetoelectric modulus of Cr_2O_3 crystals: A four-dimensional pseudoscalar and its measurement. *Phys. Rev. A* **77**, 022106 p.1–15 (2008).
26. Shimada, Y., Matsubara, M., Kaneko, Y., He, J. P. & Tokura, Y. Magnetoelectric emission in a magnetic ferroelectric Er-doped (Ba, Sr) TiO_3 . *Appl. Phys. Lett.* **89**, 101112 p.1–3 (2006).
27. Ignatovich, F. V. & Ignatovich, V. K. Optics of anisotropic media. *Physics–Uspekhi* **55**, 709–720 (2012).

Acknowledgements

The authors would like to thank National Science Foundation (NSF) of China (11475088 and 11275024), and the Ministry of Science and Technology of China (Equipment-Project 2013YQ03059503, and 863Project 2013AA122901) for their financial support for this work.

Author contributions

W.M. and Q.Z. proposed the idea. W.M. performed the theoretical derivation and analysis. Q.Z. supervised the research. All authors contributed to the preparation of this manuscript.

Additional information

The authors declare no competing financial interests.