

An efficient algorithm for time propagation within time-dependent density functional theory

J. K. Dewhurst¹, K. Krieger¹, S. Sharma^{1,2,*} and E. K. U. Gross¹

1. *Max-Planck-Institut für Mikrostrukturphysik, Weinberg 2, D-06120 Halle, Germany.* and

2. *Department of physics, Indian Institute of Technology Roorkee, 247667 Uttarkhand, India*
(Dated: July 20, 2018)

An efficient algorithm for time propagation of the time-dependent Kohn-Sham equations is presented. The algorithm is based on dividing the Hamiltonian into small time steps and assuming that it is constant over these steps. This allows for the time-propagating Kohn-Sham wave function to be expanded in the instantaneous eigenstates of the Hamiltonian. The stability and efficiency of the algorithm are tested not just for non-magnetic but also for fully non-collinear magnetic systems. We show that even for delicate properties, like magnetization density, large time-step sizes can be used indicating the stability and efficiency of the algorithm.

PACS numbers:

Manipulation of electrons by ultra-short laser pulses will ultimately lead to ultra-fast devices. In order to design such devices without actually performing experiments, one needs an *ab-initio* theory for treating real materials under the influence of time-dependent external fields. Time-dependent density functional theory (TDDFT)[1], which extends density functional theory into the time domain, is a formally exact method for describing the real-time dynamics of interacting electrons. An essential element in solving a problem using TDDFT on a computer is an algorithm to propagate the time dependent Schrödinger equation:

$$i \frac{\partial}{\partial t} |\Phi_i(t)\rangle = \hat{H}(t) |\Phi_i(t)\rangle, \quad (1)$$

where \hat{H} is the Hamiltonian and Φ the wave function of interacting electrons. By the virtue of the Runge-Gross theorem[1], one can obtain the exact time-propagation of the density of this fully interacting system by solving single particle time-dependent Kohn-Sham (KS) equations. In our particular case, where the orbitals are Pauli spinors, these are

$$i \frac{\partial \psi_j(\mathbf{r}, t)}{\partial t} = \left[\frac{1}{2} \left(-i \vec{\nabla} + \frac{1}{c} \vec{A}_{\text{ext}}(t) \right)^2 + v_s(\mathbf{r}, t) \right. \\ \left. + \frac{1}{2c} \vec{\sigma} \cdot \vec{B}_s(\mathbf{r}, t) + \frac{1}{4c^2} \vec{\sigma} \cdot (\vec{\nabla} v_s(\mathbf{r}, t) \times i \vec{\nabla}) \right] \psi_j(\mathbf{r}, t), \quad (2)$$

where $\vec{A}_{\text{ext}}(t)$ is an external vector potential, $\vec{\sigma}$ are the Pauli matrices and ψ_j are the KS orbitals. The KS effective potential $v_s(\mathbf{r}, t) = v_{\text{ext}}(\mathbf{r}, t) + v_{\text{H}}(\mathbf{r}, t) + v_{\text{xc}}(\mathbf{r}, t)$ is decomposed into the external potential v_{ext} , the classical electrostatic Hartree potential v_{H} and the exchange-correlation (XC) potential v_{xc} . Similarly the KS magnetic field is written as $\mathbf{B}_s(\mathbf{r}, t) = \mathbf{B}_{\text{ext}}(t) + \mathbf{B}_{\text{xc}}(\mathbf{r}, t)$ where $\mathbf{B}_{\text{ext}}(t)$ is an external magnetic field and $\mathbf{B}_{\text{xc}}(\mathbf{r}, t)$ is the XC magnetic field. The final term of Eq. (2) is the spin-orbit coupling term. Requirements for any

accurate[2, 3] time-propagation algorithm are (a) stability: the errors do not build up as the system is propagated for longer times, (b) efficiency: time propagation is performed by dividing the total time interval into steps and it is essential for an efficient algorithm to allow for large time steps and (c) unitarity: which is required for maintaining the normalization of the wave function at each time-step. In the following we outline one such algorithm which satisfies all the above criteria and can be easily implemented in existing computer codes.

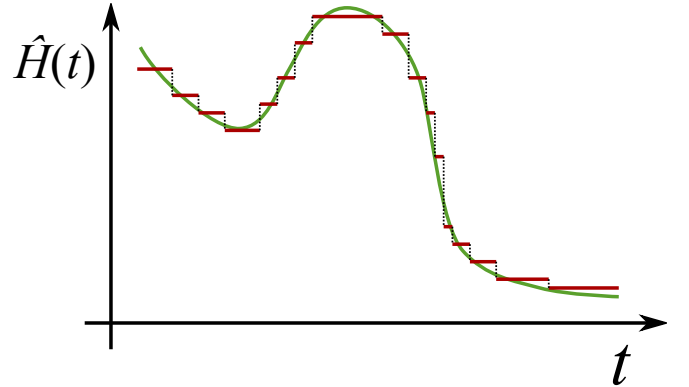


FIG. 1: (Color online) Hamiltonian as a function of time (full line) and approximation to this Hamiltonian (step function).

The solution of the KS equations can be represented by means of the time evolution operator:

$$|\psi_i(T)\rangle = \hat{U}(T, 0) |\psi_i(0)\rangle, \quad (3)$$

where $\hat{U}(T, 0)$ is the time evolution operator that propagates all TD-KS states from time $t = 0$ to the final time $t = T$. The time evolution operator satisfies the composition law:

$$\hat{U}(T, 0) = \hat{U}(T, T - \Delta t) \dots \hat{U}(2\Delta t, \Delta t) \hat{U}(\Delta t, 0) \quad (4)$$

which allows for division of the total time propagation into small steps of step length Δt . In the limit $\Delta t \rightarrow 0$

this time propagation operator can be written as:

$$\hat{U}(t + \Delta t, t) = e^{-i\hat{h}_s(t)\Delta t}. \quad (5)$$

In principle this exponential expression can be used to stepwise propagate all TD-KS states, in practice however, such an exponential expression of an operator is nearly impossible to calculate exactly (except in certain trivial cases) and iterative schemes like polynomial expansion[4–7], Krylov subspace projection[8, 9] and splitting techniques are used[10–18]. All these techniques have been tried and tested, mainly for finite systems, and each one has its own set of advantages and disadvantages[3].

In the present work we propose a new method for time propagation in which the Hamiltonian is divided into time steps (Δt) and it is assumed that the Hamiltonian remains constant between time t and $t + \Delta t$ (see Fig. 1). If this can be done then the time evolution operator in the basis of the instantaneous eigenstates of H trivially becomes

$$\hat{U}(t + \Delta t, t) = e^{-i\epsilon(t)\Delta t}, \quad (6)$$

where $\epsilon(t) \equiv \text{diag}(\epsilon_1(t), \dots, \epsilon_n(t))$ are the instantaneous eigenvalues. Thus if the Hamiltonian can be diagonalized at each time step, the time propagating KS states can be expanded in instantaneous eigenstates of the Hamiltonian. This algorithm is particularly suited for codes where full diagonalization is performed and can be outlined as follows. Let $\chi_i(\mathbf{r})$ be the ground state Kohn-Sham orbitals at $t = 0$ and set $c_{ij}(t = 0) = \delta_{ij}$.

- 1: Set $\psi_j(\mathbf{r}, t) = \sum_i c_{ij}(t)\chi_i(\mathbf{r})$
- 2: Compute $\rho(\mathbf{r}, t)$ and $\mathbf{m}(\mathbf{r}, t)$
- 3: Compute $v_s(\mathbf{r}, t)$, $\mathbf{B}_s(\mathbf{r}, t)$, $\mathbf{A}_s(\mathbf{r}, t)$ to give $\hat{H}(t)$
- 4: Compute $H_{ij} \equiv \langle \chi_i | \hat{H}(t) | \chi_j \rangle$
- 5: Solve $H_{ik}d_{kj} = \epsilon_j d_{ij}$ for d and ϵ
- 6: Compute $c_{ij}(t + \Delta t) = \sum_{kl} d_{jk}^* d_{lk} e^{-i\epsilon_k \Delta t} c_{il}(t)$
- 7: If $t < T$ goto step 1

Here ρ is the charge density and \mathbf{m} is the magnetisation density; and the potentials v_s , \mathbf{B}_s and \mathbf{A}_s are functionals of these densities. It is important to mention that this algorithm is unitary and thus the KS orbitals are orthonormal at each time-step.

For testing the validity of the algorithm outlined above, various extended systems are studied[19] using the full-potential linearized augmented plane wave (FP-LAPW) method [20] as implemented within the Elk code [21].

The efficiency of this algorithm depends upon the step length Δt as well as how easy it is to diagonalize the Hamiltonian in step 5. In the limit $\Delta t \rightarrow 0$ the algorithm is exact. It still remains to be seen how large the time step can be chosen so that small errors do not build up as the system is propagated for long times. In order

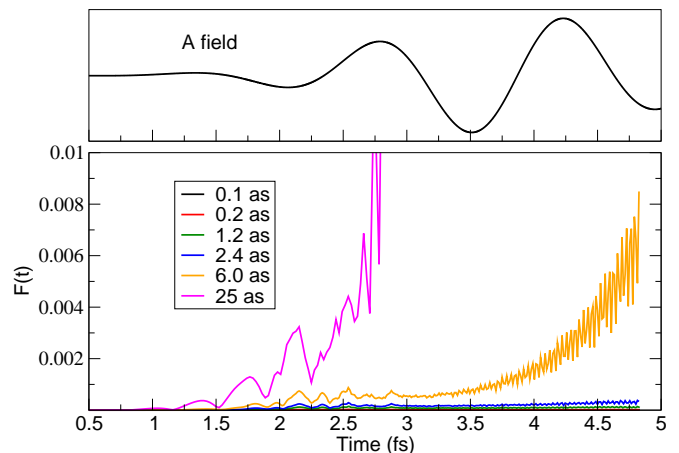


FIG. 2: (Color online) Upper panel: vector potential, $A(t)$, of the applied laser field. Lower panel: function $F(t)$ (as defined in Eq. 7), for various time steps, as a function of time (in femtoseconds).

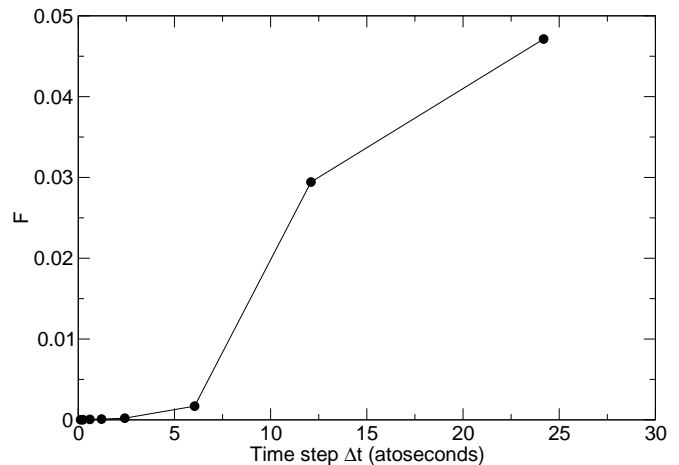


FIG. 3: Function $F(t)$ integrated over time as a function of time step size (Δt)

to test this, we first design quantities which will provide a stringent check for efficiency and stability of the algorithm. In the following we present one such quantity,

$$F(t) = \frac{1}{2N} \int d^3r |\rho_1(\mathbf{r}, t) - \rho_2(\mathbf{r}, t)|, \quad (7)$$

where N is the number of electrons and ρ_1 and ρ_2 are the time-dependent charge densities from two different time propagations of the same Hamiltonian. The difference between these two time propagations is the length of the time step Δt . In the extreme case where the two densities are so different that they do not overlap at any space point then $F(t) = 1$ and if the two densities are exactly the same then $F(t) = 0$. Thus deviation of $F(t)$ from 0 is an indicator of the instability of the algorithm. In Fig. 2 are plotted $F(t)$ for solid Fe[19] under the influence of a time-dependent external vector potential corresponding

to an intense laser pulse[22]. The smallest step length used for time propagation was 0.06 attoseconds (as) (this determines the ρ_1). It is clear from these results that the error for step sizes below 5 as are negligible and can easily be used to obtain reliable results. The errors also do not build up as the system is time propagated over longer times. For step sizes of 6 as or greater, the error is large and builds up as the Hamiltonian is propagated for longer times.

While doing large scale practical calculations, it is difficult to look at quantity like $F(t)$ for each case. It is much more convenient to integrate $F(t)$ over time and look at this single number as a function of Δt . This is plotted in Fig. 3. These results again indicate that time step up to 2.5 as can easily be used. It is important to mention that for studying time-dependent phenomena in the few hundred femtoseconds regime, a typical step size of ~ 1 as is used. Usually such systems are studied without taking the magnetization density into account, which is much more sensitive quantity than charge density itself. Despite this we find that large step sizes (~ 2.5 as) can be used for the time propagation which indicates the stable nature of this algorithm. Similar tests for LiF, a non-magnetic material, reveal that a step size as large as ~ 6 as can reliably be used.

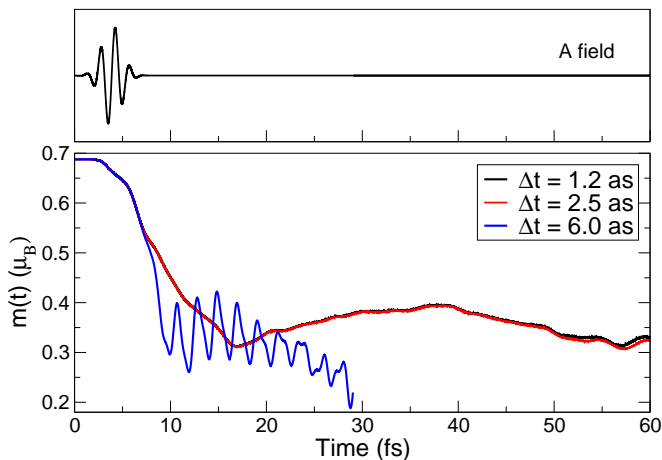


FIG. 4: (Color online) Upper panel: vector potential, $A(t)$, of the applied laser pulse. Lower panel: magnetic moment (in Bohr magneton) per Ni atom as a function of time (in femtoseconds) for three different time step sizes.

One can make the test conditions for the algorithm even more stringent by performing similar tests for a fully non-collinear system with spin-orbit coupling. Results for the magnetic moment per atoms for solid Ni[19] under the influence of external time-dependent vector potential of an intense laser pulse[22] are shown in Fig. 4. Here the tests are performed for Ni rather than Fe simply because Ni has delocalized electrons with very small moment and is highly sensitive to computational details. The system is non-collinear and undergoes demagnetiza-

tion due to the presence of spin-orbit coupling term in Eq. 1. The plotted magnetic moment shows that the step size as large as 2.5 as can be used in this case. Not surprisingly, the intensity of the external laser pulse can play an important role in determining the step length. The more intense the pulse the smaller the required step length. To give the algorithm a stringent test, the pulse intensity in the present case is (10^{15} W/cm²) chosen to be the highest used for such calculations[23]. It is important to note that in the present work we have used pulses with wave length in the optical regime. For extreme ultraviolet pulses, obviously, the time step Δt has to be chosen small enough to resolve the wave length.

To summarize: we present an efficient algorithm for time propagating the Kohn-Sham equations. The algorithm is based on dividing the full time into small time steps and assuming that the Hamiltonian remains constant over each step. This allows for expansion of the time-propagating orbitals in the basis of instantaneous eigenstates of the Hamiltonian. This algorithm is ideally suited for codes where full diagonalization is performed. By performing stringent tests for collinear and non-collinear magnetic systems we demonstrate the efficiency of the algorithm.

* Electronic address: sharma@mpi-halle.mpg.de

- [1] E. Runge and E. K. U. Gross, Phys. Rev. Lett. **52**, 997 (1984).
- [2] C. Molar and C. van Loan, SIAM Rev. **45**, 3 (2003).
- [3] A. Castro, M. A. L. Marques, and A. Rubio, J. Chem. Phys. **121**, 3425 (2004).
- [4] K. Yabana and G. F. Bertsch, Phys. Rev. B **54**, 4484 (1996).
- [5] H. Tal-Ezer and R. Kosloff, J. Chem. Phys. **81**, 3967 (1984).
- [6] R. Baer and R. Gould, J. Chem. Phys. **114**, 3385 (2001).
- [7] R. Chen and H. Guo, Comput. Phys. Commun **119**, 19 (1999).
- [8] T. J. Park and J. C. Light, J. Chem. Phys. **85**, 5870 (1986).
- [9] M. Hochbruck and C. Lubich, SIAM J. Numer. Anal. **34**, 1911 (1997).
- [10] M. D. Feit, J. A. Fleck, and A. Steiger, J. Comput. Phys. **47**, 412 (1982).
- [11] M. D. Feit and J. A. Fleck, J. Chem. Phys. **78**, 301 (1982).
- [12] M. Suzuki, J. Phys. Soc. Jpn. **61**, L3015 (1993).
- [13] M. Suzuki and T. Yamauchi, J. Math. Phys. **34**, 4892 (1992).
- [14] T. Y. Mikhailova and V. I. Pupyshev, Phys. Lett. A **257**, 1 (1999).
- [15] A. D. Bandrauk and H. Shen, J. Chem. Phys. **99**, 1185 (1993).
- [16] O. Sugino and Y. Miyamoto, Phys. Rev. B **59**, 2579 (1999).
- [17] N. Watanabe and T. Tsukada, Phys. Rev. E **65**, 036705 (2002).

- [18] K. F. Milfeld and R. E. Wyatt, Phys. Rev. A **27**, 72 (1983).
- [19] In all cases a k -point mesh of $8 \times 8 \times 8$ used and 120 empty states were needed for convergence. The symmetries were not used to reduce the k -point set. Time between 0-30 fs was divided into a total of 48000 time steps. Lattice parameter of 3.52 Å for fcc Ni and 2.87 Å for bcc Fe was used.
- [20] D. J. Singh, Planewaves Pseudopotentials and the LAPW Method, Kluwer Academic Publishers, Boston (1994).
- [21] (2004), URL <http://elk.sourceforge.net>.
- [22] The pulse duration (time between the start and the end of the pulse) is 6 fs, peak intensity is 10^{15} W/cm², frequency is 4.12/fs and the fluence is 934.8 mJ/cm². The pulse is linearly polarized along the x -axis perpendicular to the direction of the spin magnetic moment.
- [23] (2014), URL <http://arxiv.org/abs/1406.6607>.