

Linear stability analysis of Poiseuille flow in porous medium with small suction and injection

L. A. Hinvi* A. V. Monwanou^{†‡} and J. B. Chabi Orou

Institut de Mathématiques et de Sciences Physiques, BP: 613 Porto Novo, Bénin

Abstract

We investigate the effect of small suction Reynolds number and permeability parameter on the stability of Poiseuille fluid flow in a porous medium between two parallel horizontal stationary porous plates. We have shown that the perturbed flow is governed by an equation named modified Orr-Sommerfeld equation. We find also that the normalization of the wall-normal velocity with characteristic small suction (or small injection) velocity is important for a perfect command of porous medium fluid flow stability analysis. The stabilizing effect of the parameters in general and small suction Reynolds number and permeability parameters in particular on the linear stability are found.

1 Introduction

The flows through porous medium are very much prevalent in nature and therefore, the study of such flows has become of principal interest in many scientific and engineering applications [1–13]. This type of flows has shown their great importance in petroleum engineering to study the movements of natural gas, oil and water through the oil reservoirs; in chemical engineering for the filtration and water purification processes. Further, to study the underground water resources and seepage of water in river beds one need the knowledge of the fluid flow through porous medium. Therefore, there are number of practical uses of the fluid flow through porous media. The porous medium is in fact a non-homogeneous medium but for the sake of analysis, it may be possible to replace it with a homogeneous fluid which has dynamical properties equal to those of non-homogeneous continuum. Thus one can study the flow of hypothetical fluid under the action of the properly averaged external flow and the complicated problem of the flow through a porous medium reduces to the flow problem of homogeneous fluid with some additional resistance [1]. In this work, we considered incompressible viscous fluid flow in porous medium between two porous plates. We assumed that the plates are parallel, horizontal and stationary. We applied injection at the lower plate and suction at upper see (Hinvi et al. [2]).

The objective is to study the effect of Reynolds number R_{ew} and permeability parameter Kp introduced in Navier-Stokes equations by the small suction velocity and permeability of medium, on the stability of the Poiseuille flow in porous medium as in

*laurent.hinvi@imsp-uac.org

†movins2008@yahoo.fr

‡Author to whom correspondence should be addressed: movins2008@yahoo.fr; vincent.monwanou@imsp-uac.org

(Hinvi et al. ([2] and [4])). For this as in previous paper, we derive fourth-order equations named modified fourth-order Orr-Sommerfeld equations governing the stability analysis of Poiseuille flow in porous medium. This allowed us to see the simultaneous effect of V_ω^* or $R_{e\omega}$ and medium permeability parameter K_p on the stability in the boundary layer. Thus, we solve numerically the corresponding eigenvalues problems. We employ Matlab in all our numerical computations to find eigenvalues. Such attempt has been made earlier by Monwanou et al. [5] the case of the non-porous plate boundary layers (a flat plate-law) without wall suction by normalizing all the components of the velocity with the free stream velocity U^* .

The paper is organized as follows. In the second section the mathematical formulation of the problem is made. In the third section the modified Orr-Sommerfeld equation governing the stability analysis of Poiseuille flow in porous medium is deduced. In the fourth section, the effects of small injection/suction parameter $R_{e\omega}$, wave number k and permeability parameter K_p on linear stability of Poiseuille flow in porous medium will be investigated with the help of figures. The conclusions will be presented in the final section.

2 Mathematical formulation of the problem

We considered a Poiseuille viscous incompressible fluid flow between a porous medium. We assumed the medium isotrope see figure 1. The two porous parallel plates delimiters are assumed of infinite length, distant h . The y^* axis is normal to the planes of the plates. We considered the simple case where, the permeability parameter K_p and velocities suction and injection are constants. We work at constant temperature, the heat transfer aspect of the flow is not studied. The small constant injection V_ω is applied at the lower plate and a same small constant suction V_ω , at the upper plate. The two plates are fixed. We choose the origine on the plane $(x^*, 0, z^*)$ such as $-h \leq y^* \leq h$ and x^* parallel to the direction of the mean fluid flow. Initially, $t^* < 0$, the fluid is assumed to be at rest. When $t^* > 0$, the fluid starts moving. The porous medium is



Figure 1: Porous medium.

infact a non-homogeneous medium but for the sake of analysis, it may be possible to

replace it with a homogeneous continuum. Thus, one can study the flow of hypothetical homogeneous fluid under the action of the properly averaged external forces. Thus, a complicated problem of the flow through a porous medium reduces to the flow problem of a homogeneous fluid with some resistance. Then the equations of fluid flow in porous medium are simply the equations of fluid flow in homogeneous medium see (2) added the permeability term. Extra force terms as compared to non-porous medium fluid are added on *RHS* of Navie-Stokes equations for homogeneous medium, due to the permeability medium. We can treat porous medium fluid as a single fluid under assumption that there is a permeability term to added.

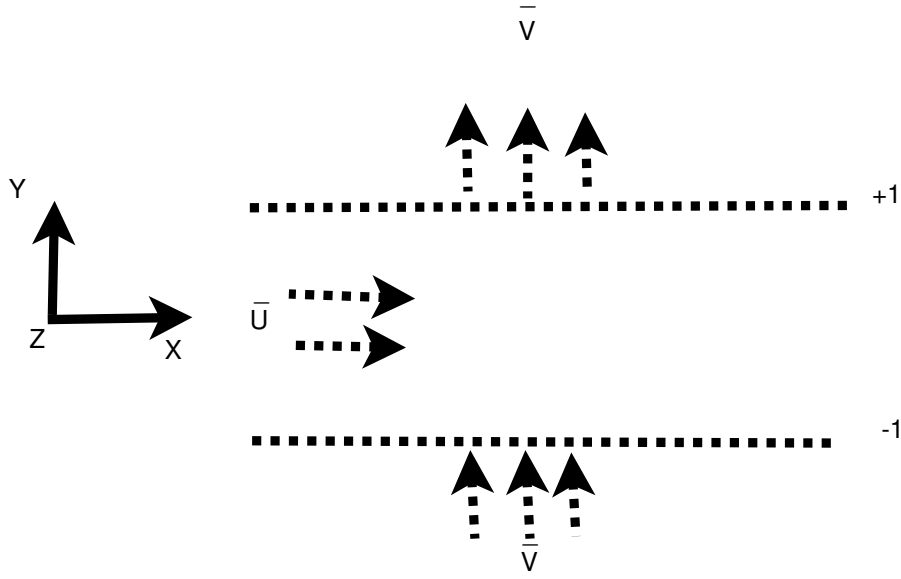


Figure 2: Poiseuille porous parallel flat plates flow.

The equations of continuity, motion for the viscous incompressible fluid in porous medium are

$$\frac{\partial \tilde{u}_i^*}{\partial \tilde{x}_i^*} = 0, \quad (1)$$

$$\frac{\partial \tilde{u}_i^*}{\partial \tilde{t}^*} + \tilde{u}_j^* \frac{\partial \tilde{u}_i^*}{\partial \tilde{x}_j^*} = -\frac{1}{\rho} \frac{\partial \tilde{p}^*}{\partial \tilde{x}_i^*} + \nu \frac{\partial^2 \tilde{u}_i^*}{\partial \tilde{x}_j^{*2}} - \frac{\mu \tilde{u}_i^*}{\rho k^*}. \quad (2)$$

We introduced the following non-dimensional quantities as in (Hinvi et al. ([2])

$$\begin{aligned} \tilde{x} &= \frac{x^*}{h}, & \tilde{y} &= \frac{y^*}{h}, & \tilde{z} &= \frac{z^*}{h}, \\ \tilde{u} &= \frac{u^*}{U}, & \tilde{v} &= \frac{v^*}{V_\omega}, & \tilde{w} &= \frac{w^*}{U}, \\ \tilde{t} &= \frac{Ut^*}{h}, & \tilde{\omega} &= \frac{\omega^*}{U}, & \tilde{p} &= \frac{p^*}{\rho U^2}, \end{aligned}$$

$$R_e = \frac{Uh}{\nu}, \quad R_{e\omega} = \frac{V_\omega h}{\nu}, \quad K_p = \frac{k^*}{h^2}$$

Then the Eqs.(1) and (2) become in cartesian coordinates:

$$\frac{\partial \tilde{u}}{\partial \tilde{x}} + \frac{R_{e\omega}}{R_e} \frac{\partial \tilde{v}}{\partial \tilde{y}} + \frac{\partial \tilde{w}}{\partial \tilde{z}} = 0 \quad (3)$$

$$\frac{\partial \tilde{u}}{\partial \tilde{t}} + \tilde{u} \frac{\partial \tilde{u}}{\partial \tilde{x}} + \frac{R_{e\omega}}{R_e} \tilde{v} \frac{\partial \tilde{u}}{\partial \tilde{y}} + \tilde{w} \frac{\partial \tilde{u}}{\partial \tilde{z}} = -\frac{\partial \tilde{p}}{\partial \tilde{x}} + \frac{\nabla^2 \tilde{u}}{R_e} - \frac{\tilde{u}}{K_p R_e}, \quad (4)$$

$$\frac{\partial \tilde{v}}{\partial \tilde{t}} + \tilde{u} \frac{\partial \tilde{v}}{\partial \tilde{x}} + \frac{R_{e\omega}}{R_e} \tilde{v} \frac{\partial \tilde{v}}{\partial \tilde{y}} + \tilde{w} \frac{\partial \tilde{v}}{\partial \tilde{z}} = -\frac{R_e}{R_{e\omega}} \frac{\partial \tilde{p}}{\partial \tilde{y}} + \frac{\nabla^2 \tilde{v}}{R_e} - \frac{\tilde{v}}{K_p R_e}, \quad (5)$$

$$\frac{\partial \tilde{w}}{\partial \tilde{t}} + \tilde{u} \frac{\partial \tilde{w}}{\partial \tilde{x}} + \frac{R_{e\omega}}{R_e} \tilde{v} \frac{\partial \tilde{w}}{\partial \tilde{y}} + \tilde{w} \frac{\partial \tilde{w}}{\partial \tilde{z}} = -\frac{\partial \tilde{p}}{\partial \tilde{z}} + \frac{\nabla^2 \tilde{w}}{R_e} - \frac{\tilde{w}}{K_p R_e}. \quad (6)$$

3 The linear disturbance equations

The flow is decomposed into the mean flow and the deviation from it (the disturbance) according to

$$\tilde{u}_i(r, t) = U_i(r) + u_i(r, t), \quad (7)$$

$$\tilde{p}(r, t) = P(r) + p(r, t). \quad (8)$$

where $r = (x, y, z)$ is the spatial coordinate vector.

Inserting (7) and (8) into the Navier-Stokes equations (3)- (6) we obtain the equations following.

$$\begin{aligned} \frac{\partial u}{\partial t} + U \frac{\partial u}{\partial x} + u \frac{\partial U}{\partial x} + \frac{R_{e\omega} V}{R_e} \frac{\partial u}{\partial y} + \frac{R_{e\omega} v}{R_e} \frac{\partial u}{\partial y} + W \frac{\partial u}{\partial z} + w \frac{\partial U}{\partial z} = \\ -\frac{\partial p}{\partial x} + \frac{\nabla^2 u}{R_e} - \frac{u}{K_p R_e}, \end{aligned} \quad (9)$$

$$\begin{aligned} \frac{\partial v}{\partial t} + U \frac{\partial v}{\partial x} + u \frac{\partial V}{\partial x} + \frac{R_{e\omega} V}{R_e} \frac{\partial v}{\partial y} + \frac{R_{e\omega} v}{R_e} \frac{\partial v}{\partial y} + W \frac{\partial v}{\partial z} + w \frac{\partial V}{\partial z} = \\ -\frac{\partial p}{\partial y} + \frac{\nabla^2 v}{R_e} - \frac{v}{K_p R_e}, \end{aligned} \quad (10)$$

$$\begin{aligned} \frac{\partial w}{\partial t} + U \frac{\partial w}{\partial x} + u \frac{\partial W}{\partial x} + \frac{R_{e\omega} V}{R_e} \frac{\partial w}{\partial y} + \frac{R_{e\omega} v}{R_e} \frac{\partial w}{\partial y} + W \frac{\partial w}{\partial z} + w \frac{\partial W}{\partial z} = \\ -\frac{\partial p}{\partial z} + \frac{\nabla^2 w}{R_e} - \frac{w}{K_p R_e}, \end{aligned} \quad (11)$$

$$\frac{\partial u}{\partial x} + \frac{R_{e\omega}}{R_e} \frac{\partial v}{\partial y} + \frac{\partial w}{\partial z} = 0. \quad (12)$$

We take the dimensional base flow for small suction and injection see (Hinvi et al. [2]):

$$U(y) = (1 - y^2) \quad (13)$$

$$V = 1 \quad (14)$$

$$W = 0. \quad (15)$$

To obtain the stability equations for the spatial evolution of three-dimensional, we take the dependent on time disturbances

$$(u(x, y, z, t); v(x, y, z, t); w(x, y, z, t); p(x, y, z, t)); \quad (16)$$

which are scaled in the same way as above.

With the equations (13-16), the equations (9-12) become

$$\frac{\partial u}{\partial t} + U \frac{\partial u}{\partial x} + \frac{R_{e\omega}}{R_e} \frac{\partial u}{\partial y} + \frac{R_{e\omega}}{R_e} v \frac{\partial U}{\partial y} = -\frac{\partial p}{\partial x} + \frac{\nabla^2 u}{R_e} - \frac{u}{K_p R_e}, \quad (17)$$

$$\frac{\partial v}{\partial t} + U \frac{\partial v}{\partial x} + \frac{R_{e\omega}}{R_e} \frac{\partial v}{\partial y} = -\frac{R_e}{R_{e\omega}} \frac{\partial p}{\partial y} + \frac{\nabla^2 v}{R_e} - \frac{v}{K_p R_e}, \quad (18)$$

$$\frac{\partial w}{\partial t} + U \frac{\partial w}{\partial x} + \frac{R_{e\omega}}{R_e} \frac{\partial w}{\partial y} = -\frac{\partial p}{\partial z} + \frac{\nabla^2 w}{R_e} - \frac{w}{K_p R_e}. \quad (19)$$

$$\frac{\partial u}{\partial x} + \frac{R_{e\omega}}{R_e} \frac{\partial v}{\partial y} + \frac{\partial w}{\partial z} = 0. \quad (20)$$

The equations (17-20) above are the linear disturbance equations that model the Poiseuille flow of the incompressible viscous fluid in porous medium with the assumption that there is a constant small suction at upper plate and a constant small injection at the lower plate in cartesian coordinates.

4 Modified Orr-Sommerfeld equation

In this section the modified Orr-Sommerfeld equation governing the stability analysis of Poiseuille flow in porous medium is deduced by using Navier-Stokes equations with the same strategy as (see Hinvi et al. [2]). By using continuity equation, the pressure terms can be eliminated from (17)-(20), by reducing the system to two equations for two unknown quantities. For a mean profile (13-15), the divergence of (17)-(20) and continuity gives

$$\nabla^2 p = -2 \frac{R_{e\omega}}{R_e} \frac{\partial U}{\partial y} \frac{\partial v}{\partial x}. \quad (21)$$

We applied ∇^2 to the equation (18), using (21) we found

$$\frac{\partial}{\partial t} \nabla^2 v + U \frac{\partial}{\partial x} \nabla^2 v + \frac{R_{e\omega}}{R_e} \frac{\partial}{\partial y} \nabla^2 v - \frac{d^2 U}{dy^2} \frac{\partial v}{\partial x} - 2 \frac{dU}{dy} \frac{\partial^2 v}{\partial x \partial y} = \frac{1}{R_e} \nabla^4 v - \frac{\nabla^2 v}{K_p R_e}. \quad (22)$$

By neglecting the quadratic derivation (because of linear stability analysis) the equation (22) becomes

$$\left(\frac{\partial}{\partial t} + U \frac{\partial}{\partial x} + \frac{1}{K_p R_e} + \frac{R_{e\omega}}{R_e} \frac{\partial}{\partial y} \right) \nabla^2 v - \frac{d^2 U}{dy^2} \frac{\partial v}{\partial x} = \frac{1}{R_e} \nabla^4 v.$$

We transform the Eq.(22) in an eigenvalue problem. Thus, the disturbances are taken to be periodic in time in the streamwise, spanwise directions, which allow us to assume solutions of the form

$$f(x, y, z, t) = \hat{f}(y) e^{i(\alpha x + \beta z - \omega t)}, \quad (23)$$

where f represents either one of the disturbances u, v, w or p and \hat{f} the amplitude function, $k, \alpha = k_x = k \cos \theta$ and $\beta = k_z = k \sin \theta$ are the wave numbers, $\omega = \alpha c$ is the frequency of the wave. With $i^2 = -1$, $\theta = (\vec{k}_x, \vec{k})$, $c = c_r + ic_i$ wave velocity which is taken to be complex, α and β are real because of temporal stability analysis considered.

Then with the equation (23) the equation (23) becomes

$$i\alpha \left(U - c - i \frac{R_{e\omega} D}{\alpha R_e} - \frac{i}{\alpha K_p R_e} + i \frac{D^2 - k^2}{\alpha R_e} \right) (D^2 - k^2) \hat{v} = -i\alpha U'' \hat{v}; \quad (24)$$

where $D = \frac{d}{dy}$.

We have a same boundary conditions $\hat{v}(\pm 1) = 1$, $\hat{v}'(\pm 1) = 0$ as in (Hinvi et al. [2]).

To transform these boundary conditions to $\hat{v}_p(\pm 1) = \hat{v}'_p(\pm 1)$ we make the change, by putting

$$v_p(x, y, z, t) = v(x, y, z, t) - 1. \quad (25)$$

The equation (24) becomes then

$$\left[\left(U - i \frac{R_{e\omega} D}{\alpha R_e} - \frac{i}{\alpha K_p R_e} + i \frac{D^2 - k^2}{\alpha R_e} \right) (D^2 - k^2) - (U'') \right] \hat{v}_p = c (D^2 - k^2) \hat{v}_p \quad (26)$$

with boundary conditions for all $(x, \pm 1, z, t > 0)$:

$$\hat{v}_p(\pm 1) = \hat{v}'_p(\pm 1) = 0. \quad (27)$$

The Eq.(26) is a flow equation modified by suction Reynolds number $R_{e\omega}$ (or the speed of suction and injection) and permeability parameter K_p , which differentiated

it, from the model study by (Hinvi et al. [2]) by permeability term, rewritten as an eigenvalue problem, where c is the eigenvalue and \hat{v}_p the eigenfunction.

$$\left(U - i \frac{R_{ew} D}{\alpha R_e} - \frac{i}{\alpha K_p R_e} + i \frac{D^2 - k^2}{\alpha R_e} \right) (D^2 - k^2) - (U'')$$

and $(D^2 - k^2)$ are the operators.

5 Stability analysis

We consider three-dimensional disturbances. We use a temporal stability analysis as mentioned above. With c complex as we have defined above, when $c_i < 0$ we have stability, $c_i = 0$ we have neutral stability and elsewhere we have instability. We employ Matlab 7.0 in all our numerical computations to find the eigenvalues. The mean flow profile for Poiseuille flow in porous medium is

$$U = (1 - y^2, 1, 0) \quad (28)$$

for R_{ew} small (i.e. small suction) is considered (see [3]) The eigenvalue problem (26)-27) is solved numerically with the suitable boundary conditions. The solutions are found in a layer bounded at $y = \pm 1$. The results of calculations are presented in the figures below. We present the figures related to the eigenvalue problem. For all figure we plotted $c_i = c_i$ (one parameter) by fixing the other parameters. The yellow color is for $c_i = 0$.

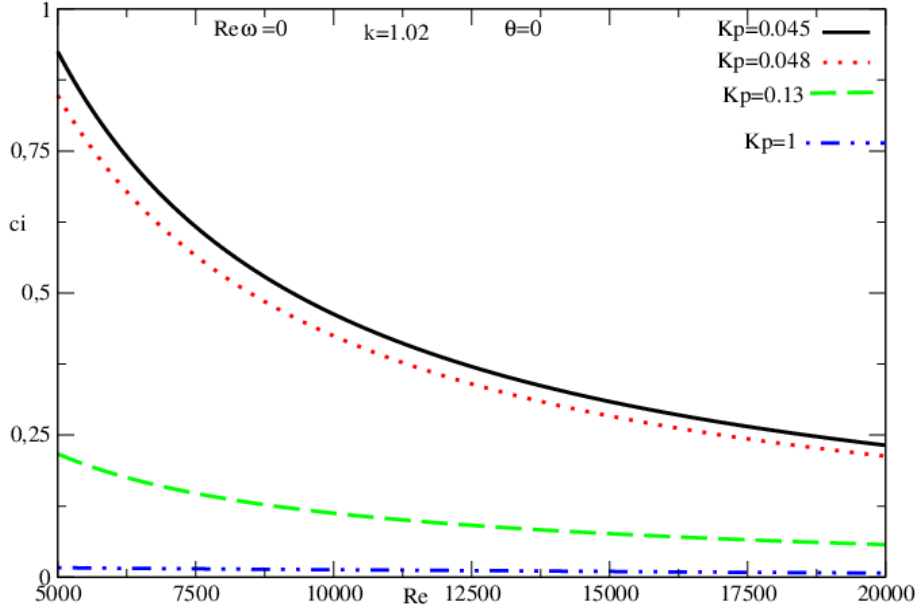


Figure 3: Growth rate c_i vs. Reynolds' number for $k = 1.02$, $R_{ew} = 0$, $\theta = 0\pi$, $K_p = 0.045, 0.048, 0.13$ and 1 .

In the figure 3, we note for all small values of permeability parameter that, $c_i > 0$. We conclude that the flow is unstable anywhere. These curves also tell us that an increase in the permeability parameter promotes flow stability.

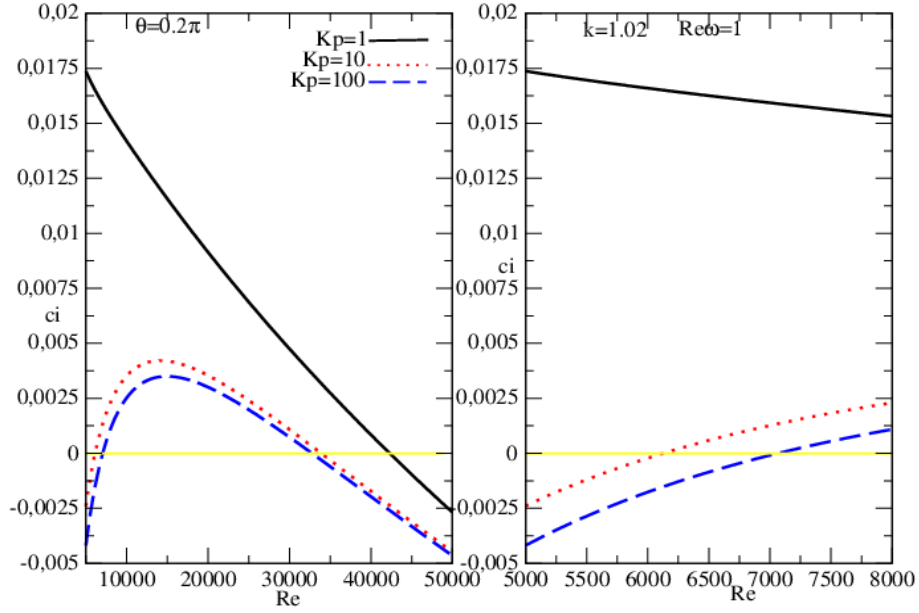


Figure 4: Growth rate c_i vs. Reynolds' number R_e , for $k = 1.02$, $R_{ew} = 1$, $\theta = 0.2\pi$, $Kp = 1, 10, 100$. The right frame is zoom of the left frame.

Through the curves of the figure 4, we remark that for $R_e \leq 6200$, large values of Kp stabilize the flow and for the small value $Kp = 1$ the flow is unstable. When $6200 < R_e < 33000$ for the all values of Kp the flow is unstable and after ($R_e > 33000$) it becomes stable elsewhere. The flow stabilizes for small values of R_e , becomes unstable and stabilizes after for $R_e > 35000$ i.e we have two transitions of the fluid flow. We conclude that Kp 's increasing stabilizes the Poiseuille fluid flow in porous medium.

This figure 5 shows the behavior of the curve c_i vs. Reynolds' number R_e for $k = 1.02$, $R_{ew} = 0$, $\theta = 0$, when Kp increases considerably (strong values of Kp). With large values of Kp ($Kp = 100$, $Kp = 1000$) the curves have the same behavior and the limit critical Reynolds' numbers are $R_{ec} \simeq 5770$ and $R_{ec} \simeq 26500$ respectively for the first and second transitions. In the equation (26), we remark that, when $Kp \rightarrow \infty$ the permeability term $\frac{1}{\alpha K_p R_e}$ vanishes and the model becomes which has been studied in (Hinvi et al. [2]) where the first critical Reynolds' number is $R_{ec} \simeq 5772.17$.

The figure 6 show growth rate c_i vs. injection/suction Reynolds' number R_{ew} for $k = 1.02$, $R_e = 5772.17$, $\theta = 0.2\pi$, $Kp = 1, 10, 100$. The both curves are downward, in the left frame we note $c_i > 0$ i.e the flow is unstable. In the right frame $c_i < 0$ then the flow is completely stable for this value of $Kp = 10$. We conclude that the suction/injection Reynold's number affects the flow stability and it kept stable for large permeability parameter value.

The curves in figure 7 show the appearance of c_i as a function of wavenumber k , for two different values of Kp . We note that for high values of the permeability parameter, the flow is completely stable for any order of k . Thus for small Kp 's values of the order 1, the flow remains unstable at the beginning ie for $k < 1.5$ and stabilizes after. We also note that after $k = 1.73$ the two curves merge. We conclude that there is no

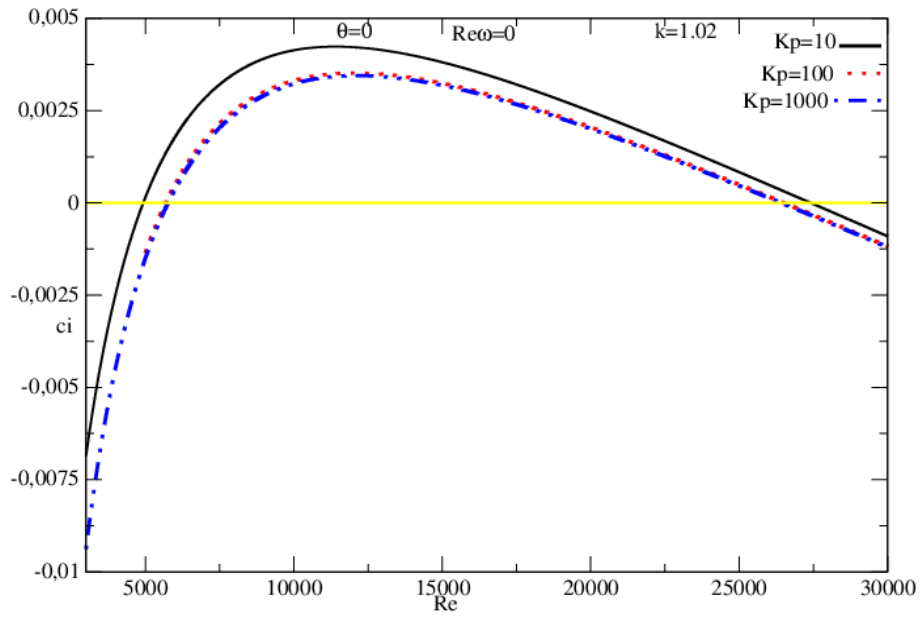


Figure 5: Growth rate c_i vs. Reynolds' number for $k = 1.02$, $R_{ew} = 0$, $\theta = 0\pi$, $Kp = 10, 100, 1000$ and 1 .

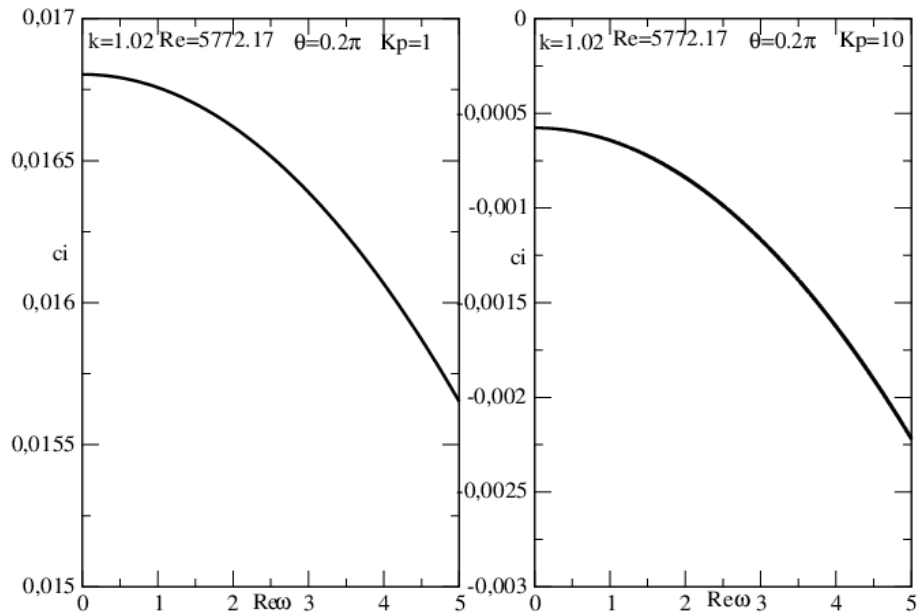


Figure 6: Growth rate c_i vs. injection/suction Reynolds' number R_{ew} for $k = 1.02$, $R_e = 5772.17$, $\theta = 0.2\pi$. The right frame ($Kp = 1$) and the left frame ($Kp = 10$).

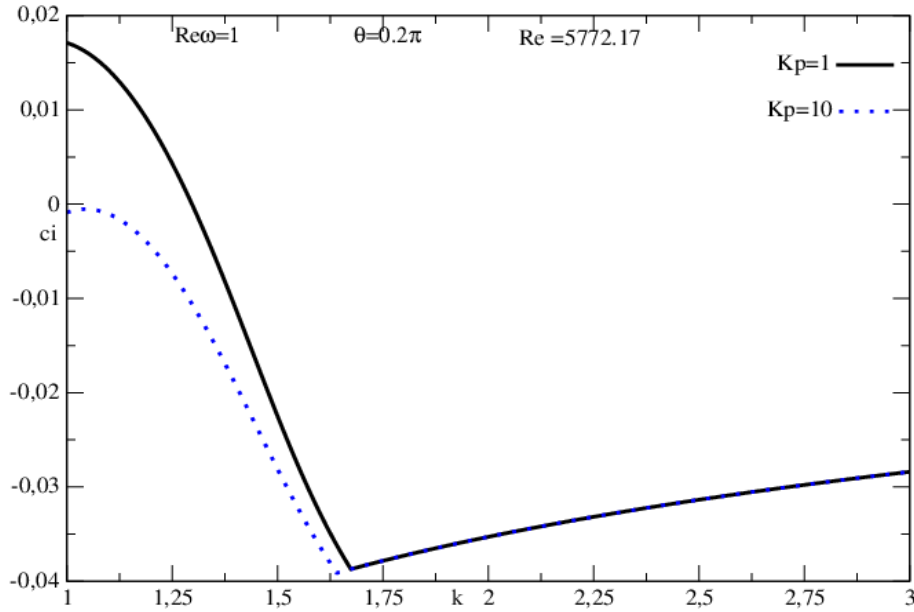


Figure 7: Growth rate c_i vs. wave number k for $Re = 5772.17$, $\theta = 0.2\pi$, $Kp = 1$, $Kp = 10$ and $Re_\omega = 1$.

special value for Kp to induce any instability.

Through figure 8 we have c_i vs. $\theta(rad)$. We note that for $Kp = 1$, $c_i > 0$ and the curve is ascendent for all value of θ and for $kp = 10$ the curve is downward but we note instability in beginning and stability at the end.

6 Conclusion

In this paper, the study of the effect of the Reynolds' number Re_ω and particular the permeability parameter Kp introduced in Orr-Sommerfeld's equation by the small suction velocity and permeability of medium, on the stability of the Poiseuille flow in porous medium has been made. The modified Orr-Sommerfeld equation modeling Poiseuille flow in porous medium is deduced. The growth rates c_i vs. the parameters of system have been plotted. The previous results analysis allowed us to conclude that all parameters of the system affect the Poiseuille flow stability in porous medium and have a stabilizing effect on the flow.

Acknowledgments

The authors thank IMSP-UAC and Benin government for financial support.

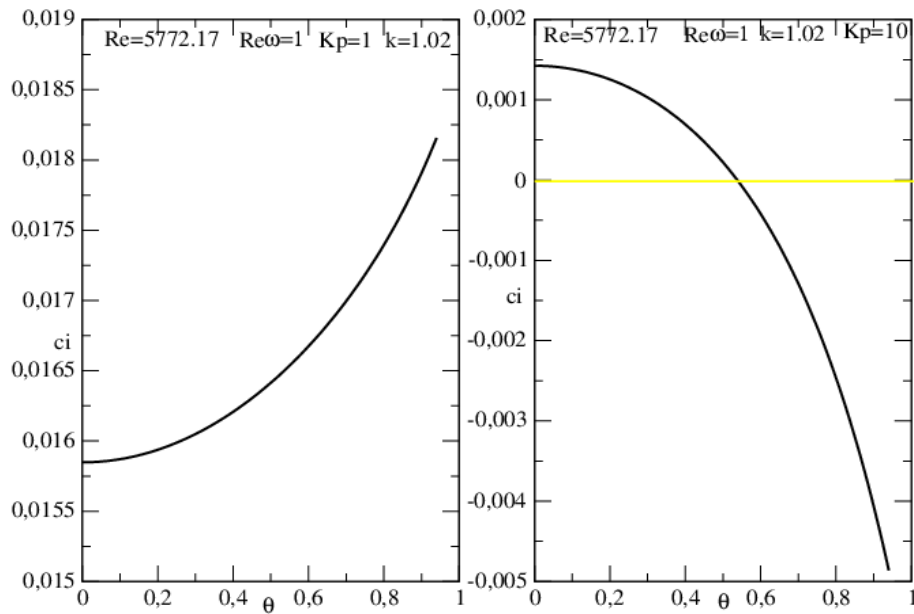


Figure 8: Growth rate c_i vs. $\theta(\text{rad})$ for $k = 1.02$, $R_e = 5772.17$, $R_{e\omega} = 1$. $Kp = 1$ for the left frame and $Kp = 10$ for the right frame.

References

- [1] Chand K., Kumar R. and Sharma S.(2012). *Hydromagnetic Oscillatory Flow through a Porous Medium Bounded by two Vertical Porous Plates with Heat Source and Soret Effect* (Advances in Applied Science Research, 2012, 3(4) : 2169 – 2178).
- [2] L. A. Hinvi, A. V. Monwanou and J. B. Chabi Orou, (2014). *Linear stability analysis of fluid flow between two parallel porous stationary plates.*, African Review of Physics (2014) 9:0016 p115 – 121.
- [3] M. Frank White, Book-*Viscous Fluid Flow*, Second Edition.
- [4] L. A. Hinvi, A. V. Monwanou and J. B. Chabi Orou. *Linear stability analysis of hydrodynamic Couette flow in porous medium*. Sumetted in (Annals of Faculty Engineering Hunedoara) International Journal Engineering.
- [5] A. V. Monwanou, C. H. Miwadinou and Jean B. Chabi Orou, *Stability analysis of boundary layer in Poiseuille flow through a modified Orr-Sommerfeld equation*, Applied Physics Research, Vol4, No4(2012), ISSN 1916 – 9639, E-ISSN 1916 – 9647, pp.138 – 148, DOI:10.5539/apr.v4n4p138.
- [6] A. V. Monwanou, (2012) *Stability analysis in confined and nonconfined flows, cases of Poiseuille flows and expanding universe*.
- [7] E., N. Davidsson . (2007) *Stability and Transition in the Suction Boundary Layer and other Shear Flows* 2007:04|ISSN:1402-1544|ISRN:LTU-DT-07/04-SE.

- [8] V. A. Monwanou and J. B. Chabi Orou , *The Inviscid Instability in an Electrically Conducting Fluid Affected by a Parallel Magnetic Field* (The African Review of Physics (2012) 7 : 0044).
- [9] Akkari A. (2012-2013) *Mécanique des fluides* (notes) I.S.B.S.T.
- [10] H. E. Huntley, *Dimensional Analysis*, Rinehart, New York, 1951.
- [11] R. Esnault-Pelterie, *L 'Analyse dimensionelle*, F. Rouge, Lausanne, Switzerland, 1946.
- [12] Robert A. Greenkarm (book) *Flow phenomena in porous media* ISBN 8-8247-1862-5.
- [13] Kharagpur *The Science of Surface and Ground Water; Principles of Ground Water Flow*.