

B-modes and the sound speed of primordial fluctuations

Gonzalo A. Palma^a and Alex Soto^b

^a*Departamento de Física, Facultad de Ciencias Físicas y Matemáticas,
Universidad de Chile, Blanco Encalada 2008, Santiago, Chile*

^b*Departamento de Física, Facultad de Ciencias, Universidad de Chile, Las Palmeras 3425, Ñuñoa, Santiago, Chile*
(Dated: August 5, 2018)

It was recently shown that a large value of the tensor to scalar ratio r implies a constraint on the minimum value of the sound speed c_s of primordial curvature perturbations during inflation that is stronger than current bounds coming from non-Gaussianity measurements. Here we consider additional aspects related to the measurement of B-modes that may provide additional leverage to constrain the sound speed parametrizing non-canonical models of inflation. We find that a confirmation of the consistency relation $r = -8n_t$ between the tensor to scalar ratio r and the tensor spectral index n_t is not enough to rule out non-canonical models of inflation with a sound speed c_s different from unity. To determine whether inflation was canonical or not, one requires knowledge of additional parameters, such as the running of the spectral index of scalar perturbations α . We also study how other parameters related to the ultra violet completion of inflation modify the dependence of r on c_s . For instance, we find that heavy degrees of freedom interacting with curvature fluctuations generically tend to make the constraint on the sound speed stronger. Our results, combined with future observations of primordial B-modes, may help to constrain the background evolution of non-canonical models of inflation.

I. INTRODUCTION

The recent claim that the tensor to scalar ratio r might be of order ~ 0.1 , as implied by BICEP2 detection of primordial B-modes [1], has reinvigorated the debate about the fundamental nature of inflation [2–6] among early universe cosmologists. Although BICEP2 results have been subject to revision [7–11], the prospects of living in a universe that owes its structure to a large-scale inflationary phase has driven us to clarify the role of inflation as the mechanism to generate primordial fluctuations [12–15]. In ref. [16], for instance, it was argued that a large value of r favors a substantially large and negative running of the spectral index, necessary to accommodate the upper bound on r inferred from Planck data [17, 19]. This in turn, would prevent quantum fluctuations dominate over the classical evolution of the inflaton, precluding the possibility of having eternal inflation [20].

Another important consequence of having a large tensor to scalar ratio is that the inflaton must have had super-Planckian excursions in field space [21, 22]. For this to be possible without fine tuning, one requires the presence of a (shift) symmetry at the effective single field theory level, descending from an ultra violet (UV) complete theory, presumably involving the existence of several degrees of freedom gravitationally coupled together. Building a satisfactory UV theory embedding inflation, in a well established framework such as supergravity and/or string theory —incorporating a shift symmetry— constitutes one of the long standing challenges within the study of early universe cosmology [23–29]. A large value of r (say, in the range 0.01-0.1) would rule out a large class of models, and would provide an important hint toward the mass scale characterizing the geometry of fundamental theories incorporating inflation [30–35]. In addition, it could give us important information about the structure

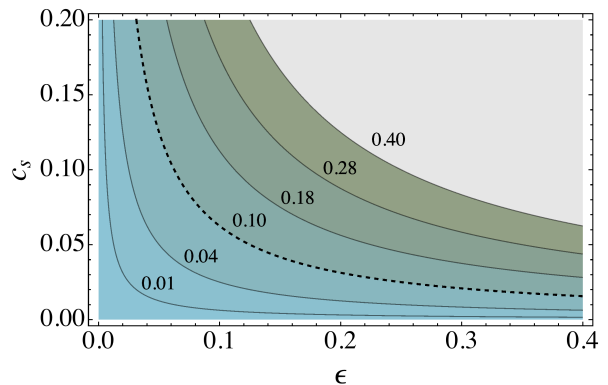


FIG. 1: The figure shows the contour plot for r in the ϵ - c_s plane, obtained from eq. (1). The dashed line corresponds to the case for $r = 0.1$.

of couplings between the inflaton field and the standard model [36, 37].

Interestingly, a large value of r opens up the possibility of placing new constraints on parameters that were previously thought to remain degenerate at the level of two-point correlation functions measured in Cosmic Microwave Background (CMB) experiments. Indeed, it is well known that, to lowest order in slow-roll, the tensor to scalar ratio is determined by a combination of the slow-roll parameter ϵ [defined in eq. (3)] and the sound speed c_s of adiabatic perturbations, as:

$$r = 16\epsilon c_s. \quad (1)$$

Depending on the measured value of r , eq. (1) gives us different possible values for ϵ and c_s as shown in FIG. 1. The degeneracy between ϵ and c_s implied by eq. (1) may be resolved with the help of measurements of non-Gaussianity [38, 39], which currently imply

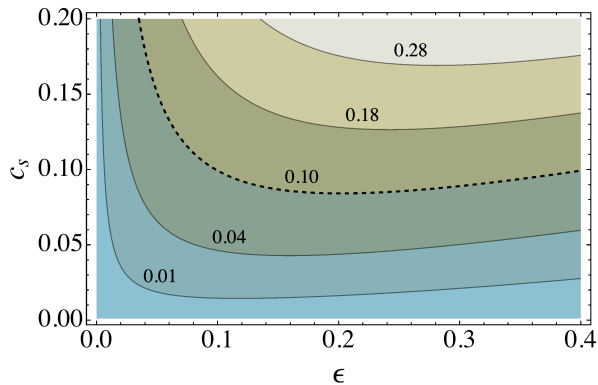


FIG. 2: The figure shows the contour plot for r in the ϵ - c_s plane, obtained from eq. (2). The dashed line shows the case $r = 0.1$, which implies a lower bound $c_s > 0.09$.

$c_s > 0.02$ [40, 41]. However, the authors of ref. [42] found that a large value of r grants the possibility of placing a stronger lower bound on c_s (see also [43] for another analysis on the degeneracy implied by c_s). The crucial observation leading to this result is that the lapse of time between the horizon crossings of scalar and tensor modes implied by $c_s \neq 1$ comes together with a sizable running of the Hubble parameter H , modifying the way that r depends on both c_s and ϵ , giving us back [44, 45]:

$$r = 16\epsilon c_s e^{2\epsilon \ln c_s}. \quad (2)$$

Here, the quantity $2\epsilon \ln c_s$ is due to the running of the Hubble parameter H between the two horizon crossing times. Because $2\epsilon \ln c_s$ can take values of order 1 without violating the slow-roll condition $\epsilon \ll 1$, one deduces from (2) that c_s is bounded from below, as shown in FIG. 2. In particular, (2) implies that $c_s > 0.14$ for the range of values $r > 1.3$. Moreover, one sees that bounds on c_s are stronger than current non-Gaussian constraints as long as $r > 0.01$ [75].

Models with $c_s \neq 1$ appear in a number of different contexts where inflation is driven by a nontrivial fluid [47] as typically found in low energy compactifications of string theory [48, 49]. For example, in multi field models, curvature perturbations are forced to propagate with a sound speed $c_s < 1$ whenever heavy fields interact with the inflaton as a result of turns of the inflationary trajectory in field space [50–58]. More generally, the sound speed plays a central role in the effective field theory approach to inflation [59, 60] which provides a systematic parametrization of departures from the standard single field canonical case.

The mere fact that c_s could be different from 1 requires physics beyond the canonical single field paradigm in which slow-roll inflation is based. It is therefore sensible to expect additional parameters related to the physics underlying $c_s \neq 1$, due to operators that belong to the UV completion of the effective theory describing inflation [61]. For instance, in the case of heavy fields interacting with the inflaton, one expects a non vanishing

running of the sound speed $s = \dot{c}_s/Hc_s$ [62] together with additional nontrivial operators affecting the dynamics of the inflaton that are turned on when $c_s \neq 1$ [63–65].

The aim of this work is to study additional effects on eq. (2) to those considered in ref. [42] implied by the running of slow-roll parameters. In particular, we pay special attention on the effects on (2) coming from the running of ϵ during the lapse of time between the horizon crossing of scalar and tensor modes. We find that the dependence of r on the running of ϵ is such that a confirmation of the consistency relation $r = -8n_t$ between the tensor to scalar ratio r and the tensor spectral index n_t is not enough to rule out non-canonical models of inflation with a sound speed $c_s \neq 1$. As a consequence, to determine whether inflation was canonical or not with the help of B-mode measurements, one requires knowledge of additional parameters, such as the running of the spectral index of scalar perturbations α .

In addition, we study the effects on (2) implied by operators that take a role in the UV completion of inflationary theories with nontrivial sound speeds, which is motivated by the well known example of models where heavy fields interact with the inflaton, implying a variety of additional effects that appear along with a sound speed different from unity [63–65]. To this extent, we adopt the effective field theory of inflation perspective [59] and study the consequences of UV physics on CMB observables by taking into account operators in the action for curvature perturbation that are turned on when $c_s \neq 1$. We find that these operators modify substantially the inference of a lower bound on the sound speed, in such a way that heavy degrees of freedom interacting with the inflaton generically tend to make the constraint on the sound speed stronger.

This article is organized as follows: In Section II we review the dependence of the power spectra of scalar and tensor modes on different inflationary parameters. Then, in Section III we discuss the constraints on the speed of sound inferred by the results obtained in Section II. In Section IV we discuss the effects of UV-operators affecting the evolution of fluctuations on the constraints on c_s . Finally, in Section V we discuss our results and provide some concluding remarks. We have left the more technical discussion for the appendices, where we deduce various of the expressions dealt with in the body of our work.

II. THE TENSOR TO SCALAR RATIO

Single field slow-roll inflation is realized by a universe in a quasi-de Sitter phase characterized by a steady evolution of the Hubble parameter $H \equiv \dot{a}/a$ (where a is the scale factor). To ensure this, one demands:

$$\epsilon \ll 1, \quad \epsilon \equiv -\frac{\dot{H}}{H^2}. \quad (3)$$

The quantity ϵ is the usual first slow-roll parameter, and to parametrize its time-evolution it is customary to define a second slow-roll parameter η as:

$$\eta \equiv \frac{\dot{\epsilon}}{H\epsilon}. \quad (4)$$

To ensure that $\epsilon \ll 1$ for a sufficiently long time, one demands the additional condition $|\eta| \ll 1$. The sound speed c_s at which adiabatic perturbations propagate also plays a role in determining the value of inflationary observables. To parametrize its time dependence it is useful to define

$$s = \frac{\dot{c}_s}{Hc_s}, \quad (5)$$

and ask $|s| \ll 1$ to stay consistent with the requirements of slow-roll evolution of the background [76]. The amount of information stored in eqs. (3), (4), and (5) allows us to derive the power spectra for scalar and tensor perturbations. In Appendix A we review the standard perturbation theory used to study the dynamics of fluctuations at leading order in terms of the slow-roll parameters, and derive the power spectra for scalar and tensor modes. In what follows we quote the necessary results from these appendices to discuss the computation of the tensor to scalar ratio r .

A. Computation of r

Assuming that the universe was driven by a single fluid, it is straightforward to derive that the scalar power spectrum, to first order in the slow-roll parameters, is given by [66]

$$\mathcal{P}_{\mathcal{R}}(k) = \frac{H_0^2}{8\pi^2\epsilon_0 c_0} \left[1 - (2\epsilon_0 + \eta_0 + s_0) \ln \left(\frac{kc_0}{a_0 H_0} \right) + (2\epsilon_0 + \eta_0 + s_0)\mathcal{C} - 2(\epsilon_0 + s_0) \right], \quad (6)$$

where $\mathcal{C} \equiv 2 - \ln 2 - \gamma \simeq 0.73$ (γ being the Euler-Mascheroni constant). This expression assumes units such that $m_{\text{pl}}^2 = 1$, and is derived in Appendix A. The zeroth order value of the power spectrum is scale independent, and is given by $H_0^2/8\pi^2\epsilon_0 c_0$. The corrections inside the square brackets are due to departures from a de Sitter space-time given in terms of slow-roll parameters, and imply a scale dependent piece proportional to $\ln(kc_0/a_0 H_0)$. The 0-label informs us that all background quantities are evaluated at the same (conformal) time τ_0 . To evaluate the amplitude, we need to choose a pivot scale, which constitutes a reference scale with which any other scale may be compared to. One alternative consists in choosing

$$k_s = \frac{a_0 H_0}{c_0}, \quad (7)$$

which is referred to as the sound horizon crossing condition. With this choice, $k = k_s$ labels the mode that had a wavelength that coincided with the sound horizon c_0/H_0 at conformal time τ_0 . The amplitude of the power spectrum for that precise mode is then given by:

$$\mathcal{P}_{\mathcal{R}}(k_s) = \frac{H_0^2}{8\pi^2\epsilon_0 c_0} \left[1 + (2\epsilon_0 + \eta_0 + s_0)\mathcal{C} - 2(\epsilon_0 + s_0) \right], \quad (8)$$

On the other hand, the spectral index evaluated at the pivot scale is

$$n_{\mathcal{R}} - 1 \equiv \left. \frac{d \ln \mathcal{P}_{\mathcal{R}}}{d \ln k} \right|_{k_s} = -(2\epsilon_0 + \eta_0 + s_0) + \mathcal{O}(\epsilon_0^2), \quad (9)$$

where $\mathcal{O}(\epsilon_0^2)$ denotes contributions that are of second order in the slow-roll parameters. A similar derivation may be carried out to deduce the form of the tensor power spectrum. One finds, again, to first order in the slow-roll parameters, that this quantity is given by:

$$\mathcal{P}_h(k) = \frac{2H_h^2}{\pi^2} \left[1 - 2\epsilon_h \ln \left(\frac{k}{a_h H_h} \right) + 2\epsilon_h(\mathcal{C} - 1) \right]. \quad (10)$$

This time, we have used the label h to denote that background quantities are evaluated at a time τ_h not necessarily equal to τ_0 . To correctly compare quantities, we need to evaluate the tensor spectrum $\mathcal{P}_h(k)$ at the same pivot scale k_s as we did with the scalar spectrum. To do this, it is convenient to adjust τ_h in such a way that $k_s = a_h H_h$, or equivalently:

$$\frac{H_h}{H_0} = \frac{a_0}{a_h c_0}. \quad (11)$$

This relation reminds us of the fact that if $c_0 \neq 1$, then scalar and tensor modes crossed the horizon at different times τ_0 and τ_h . We shall examine this statement in more details in a moment. To continue, the amplitude of the tensor power spectrum for the tensor mode of comoving wavelength $k = k_s$ is

$$\mathcal{P}_h(k_s) = \frac{2H_h^2}{\pi^2} \left[1 + 2\epsilon_h(\mathcal{C} - 1) \right], \quad (12)$$

whereas the spectral index of tensor perturbations is given by

$$n_t \equiv \left. \frac{d \ln \mathcal{P}_h}{d \ln k} \right|_{k_s} = -2\epsilon_h + \mathcal{O}(\epsilon_h^2). \quad (13)$$

We may now compute the tensor to scalar ratio evaluated at $k = k_s$, which is given by $r = \mathcal{P}_h(k_s)/\mathcal{P}_{\mathcal{R}}(k_s)$, and reads:

$$r = 16\epsilon_0 c_0 \left(\frac{H_h}{H_0} \right)^2 \left[1 + 2\epsilon_h(\mathcal{C} - 1) - (2\epsilon_0 + \eta_0 + s_0)\mathcal{C} + 2(\epsilon_0 + s_0) \right]. \quad (14)$$

To obtain a useful expression for the tensor to scalar ratio we need to make sense of quantities evaluated at the different conformal times τ_0 and τ_h . To proceed, let us go back to eq. (11) and count the number of e -folds $\Delta N = N_h - N_0$ between the two horizon exits (recall that e -folds are defined as $N \equiv \ln a$). One finds that:

$$\Delta N = \ln \left(\frac{H_0}{H_h} \right) - \ln c_0. \quad (15)$$

On the other hand, because of eq. (3), we see that

$$\ln \left(\frac{H_0}{H_h} \right) = - \int_{N_h}^{N_0} \epsilon(N) dN = \frac{\epsilon_0}{\eta_0} [e^{\eta_0 \Delta N} - 1], \quad (16)$$

where we have used the fact that $\epsilon(N) = \epsilon_0 e^{\eta_0(N-N_0)}$, as long as we treat η_0 as a constant (which is justified since the running of η only contributes higher order effects in slow-roll). Putting together eqs. (15) and (16), we find:

$$\Delta N + \ln c_0 = \frac{\epsilon_0}{\eta_0} [e^{\eta_0 \Delta N} - 1]. \quad (17)$$

We immediately see that $\Delta N \sim -\ln c_0$. However, given that $-\ln c_0$ may attain large values in the range $c_0 \ll 1$, we are forced to admit the possibility that $-\epsilon_0 \ln c_0$ and $-\eta_0 \ln c_0$ could both reach values of order 1 (without implying a violation of the slow-roll conditions). This implies that we cannot expand the exponential of eq. (17) in powers of $\eta_0 \Delta N$ to derive a simple expression for ΔN . Despite of this, we can analytically solve eq. (17) to obtain:

$$\Delta N = -\ln c_0 - \frac{1}{\eta_0} [\epsilon_0 + W(-\epsilon_0 e^{-\epsilon_0 - \eta_0 \ln c_0})], \quad (18)$$

where $W(x)$ is the Lambert- W function, defined as the solution of the equation $x = W(x)e^{W(x)}$. Putting all of these results together back in eq. (14), we finally obtain

$$r = 16\epsilon_0 c_0 e^{-2(\Delta N + \ln c_0)} \left[1 + 2\epsilon_0 e^{\eta_0 \Delta N} (\mathcal{C} - 1) - (2\epsilon_0 + \eta_0 + s_0)\mathcal{C} + 2(\epsilon_0 + s_0) \right], \quad (19)$$

where we have used the additional relation between ϵ_h and ϵ_0 :

$$\epsilon_h = \epsilon_0 e^{\eta_0 \Delta N}. \quad (20)$$

Equation (19) gives us r as a function of ϵ_0 , η_0 , c_0 and s_0 . However, we may reduce the number of parameters entering this expression by using eq. (9) and introducing the observed value of the spectral index $1 - n_{\mathcal{R}} = 0.04$ [17, 18]. This means that ΔN is a function of c_0 , ϵ_0 and s_0 given by

$$\Delta N = -\ln c_0 - \frac{1}{1 - n_{\mathcal{R}} - 2\epsilon_0 - s_0} \left[\epsilon_0 + W \left(-\epsilon_0 e^{-\epsilon_0 - (1 - n_{\mathcal{R}} - 2\epsilon_0 - s_0) \ln c_0} \right) \right], \quad (21)$$

with the understanding that the value of $n_{\mathcal{R}}$ is fixed by observations.

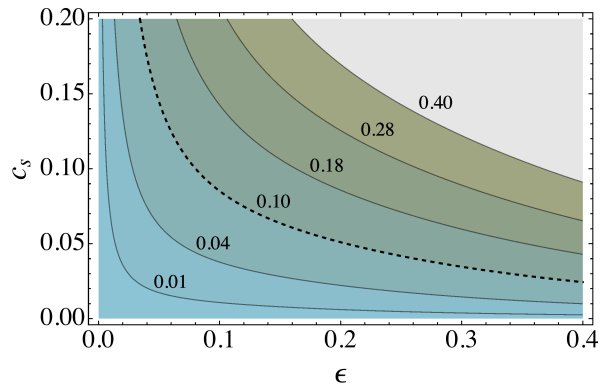


FIG. 3: The figure shows the contour plot for r in the ϵ - c_s plane, obtained from eq. (19) assuming that $s_0 = 0$. The dashed line shows the case for $r = 0.1$.

B. Adding a measurement of the tensor spectral index n_t

Let us recall that n_t gives us the value of ϵ_h , which differs from ϵ_0 in the event that the sound speed c_s is much smaller than 1. In fact, putting together eqs. (20) and (17), we see that a measurement of n_t would reduce the number of parameters that ΔN depends on, giving us:

$$\Delta N = - \frac{\ln c_0}{1 - (\epsilon_0 + n_t/2) / \ln \left(-\frac{2\epsilon_0}{n_t} \right)}. \quad (22)$$

This relation allows us to reduce the dependence of r down to ϵ_0 and c_0 , returning

$$r = 16\epsilon_0 c_0 \exp \left[\frac{-2 \ln c_0}{1 - \ln \left(-\frac{2\epsilon_0}{n_t} \right) / (\epsilon_0 + n_t/2)} \right] (1 + \dots), \quad (23)$$

where the ellipses \dots stand for the same slow roll corrections of eq. (19), that may also be expressed in terms of ϵ_0 and c_0 (and the observed values of $n_{\mathcal{R}}$ and n_t). Eq. (23) is one of our main results. It gives the dependence of r in terms of the parameters ϵ_0 and c_0 provided that $n_{\mathcal{R}}$ and n_t are known.

III. CONSTRAINTS ON THE SOUND SPEED

We now examine the constraints on the possible values of the sound speed c_s implied by eq. (19). We first consider the simple case in which the sound speed c_s remains constant, that is $s = 0$, and then move on to consider how these constraints are affected by additional considerations (such as the constraint on the running of the spectral index). FIG. 3 shows the contour plots for r in the ϵ - c_s plane obtained from eq. (19) after replacing $s_0 = 0$ in eq. (21). The case $r = 0.1$ has been highlighted by the dashed contour. We see that this plot differs sub-

stantially from the one shown in FIG. 2 based on eq. (2), and does not imply a lower bound on c_s . This is due to the non vanishing value of η_0 affecting the running of ϵ from the scalar horizon exit time τ_0 to the tensor horizon exit time τ_h . As emphasized in [42], to obtain a bound on c_s taking into account a non-vanishing value of η_0 requires one to consider the additional constraint on the running of the scalar spectral index α . We examine this point in Section III C.

A. The consistency relation

In canonical models of inflation ($c_s = 1$) the tensor to scalar ratio r and the spectral index of tensor modes n_t reduce to

$$r = 16\epsilon_0, \quad n_t = -2\epsilon_0. \quad (24)$$

These results lead to the well known consistency relation:

$$r = -8n_t. \quad (25)$$

As we have seen, in the case of non-canonical models of inflation, the tensor to scalar ratio r may be written in terms of ϵ_0 , c_0 and n_t as in eq. (23). On the other hand, the tensor spectral index is determined by the value of ϵ at the time tensor horizon crossing (that is ϵ_h) as expressed in eq. (13). This implies that the consistency relation (25) may be satisfied even for $c_0 \neq 1$ as long as the following relation is satisfied:

$$-\frac{2\epsilon_0}{n_t} c_0 \exp \left[\frac{2 \ln c_0}{1 - \ln \left(-\frac{2\epsilon_0}{n_t} \right) / (\epsilon_0 + n_t/2)} \right] = 1. \quad (26)$$

In other words, a measurement of the tensor spectral index does not eliminate the degeneracy between ϵ and c_s as usually thought. The origin of this degeneracy is the running of ϵ between the two horizon crossing times. Notice that if there is no running of ϵ between the two horizon exits, one has $\epsilon_h = \epsilon_0$ (that is $\eta_0 = 0$) from where one sees that $n_t = -2\epsilon_0$. Plugging this back into (26) one obtains $c_0 = 1$, implying no distinction between the two horizon crossing times. FIG. 4 shows the allowed values of c_0 and ϵ_0 that satisfies the consistency relation (25) for various values of r , which marginally differs from the contour plots of FIG 3. On the other hand, it should be noticed that in order to satisfy the consistency relation (25), one requires that the speed of sound has a running respecting $s_0 = (1 - n_{\mathcal{R}}) - 2\epsilon_0 - \eta_0$, coming from eq. (9). This implies:

$$s_0 = (1 - n_{\mathcal{R}}) - 2\epsilon_0 + \frac{1}{\Delta N} \ln \left(-\frac{2\epsilon_0}{n_t} \right) \quad (27)$$

where ΔN is given by (22). In Section III C we further consider the effects of the running of the scalar spectral index α on this analysis.

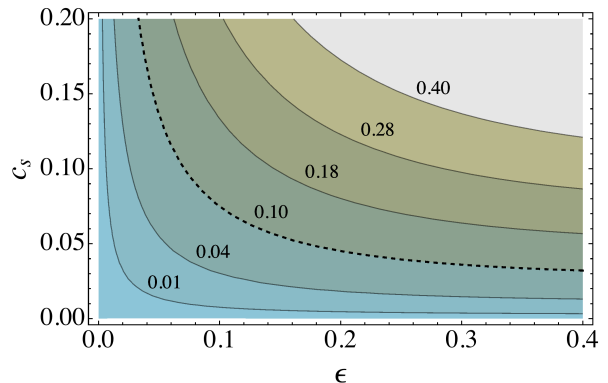


FIG. 4: The figure shows the contour plot for r in the ϵ - c_s plane, obtained from eq. (23) satisfying the consistency relation $r = -8n_t$. The dashed line shows the case for $r = 0.1$.

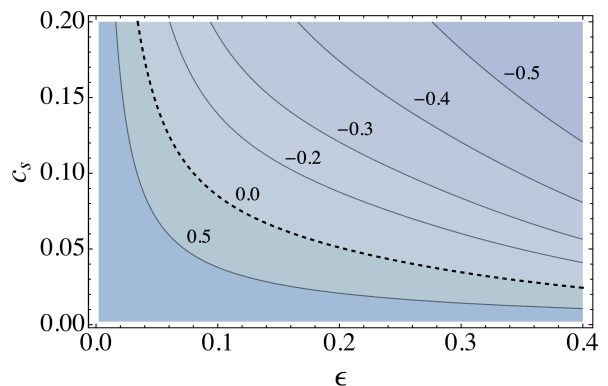


FIG. 5: The figure shows the contour plot for s_0 in the ϵ - c_s plane, obtained from eq. (19) for the particular case $r = 0.1$. The dashed line shows the case for $s_0 = 0$.

B. Running sound speed

Let us now consider the case in which the sound speed c_s is allowed to evolve, parametrized by a non-vanishing value of s . FIG. 5 shows the contour plot for s in the ϵ - c_s plane, in the particular case $r = 0.1$. The dashed curve corresponds to $s = 0$. We see that the presence of a fixed non-vanishing value of s does not introduce a drastic change on the relation between ϵ and c_s . A negative running of the sound speed ($s < 0$) tends to increase the value of c_s for a fixed value of ϵ . Next, we may consider the realistic possibility in which s depends on ϵ . For instance, the authors of ref. [62] studied a multi-field model where the inflaton trajectory consisted of an almost constant turn that, thanks to the interaction between the inflaton and heavy fields orthogonal to the trajectory, the sound speed of adiabatic perturbations was characterized by a running of the form $s = -\epsilon/4$. Motivated by this example, we choose to model the dependence of s on ϵ by the following simple parametrization:

$$s(\epsilon) = \lambda\epsilon, \quad (28)$$

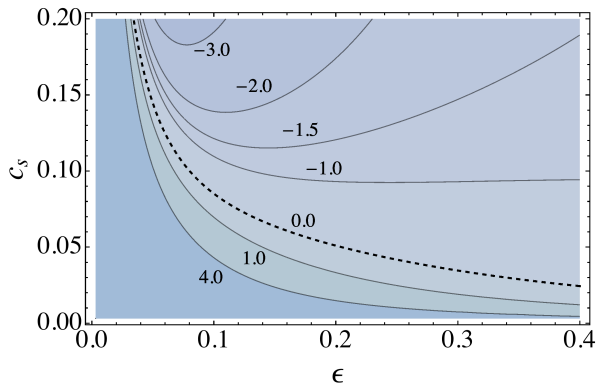


FIG. 6: The figure shows the contour plot for λ in the ϵ - c_s plane, obtained by putting together eqs. (19) and (28), for the particular case $r = 0.1$. The dashed line corresponds to the case $\lambda = 0$.

where λ is a constant. FIG. 6 shows the contour plot for λ in the ϵ - c_s plane in the particular case $r = 0.1$. The dashed curve corresponds to $\lambda = 0$. We see that the dependence of c_s on ϵ is drastically affected by λ . In this particular example, where $r = 0.1$, we find that for values $\lambda \lesssim -1.2$ one recovers a lower bound on c_s given by $c_s \geq 0.9$. Thus, as a general rule, we find that a negative running implies stronger lower bounds on c_s for a fixed value of ϵ . Moreover, if the running is proportional to ϵ , one finds configurations with lower bounds on c_s .

C. Including the running of the spectral index α

A crucial aspect of the analysis performed in ref. [42] was to take into account current constraints on the running α of the spectral index $n_{\mathcal{R}} - 1$ of scalar perturbations. It is customary to define the running α through the following parametrization of the scalar power spectrum

$$\mathcal{P}_{\mathcal{R}}(k) = \mathcal{P}_0 \left(\frac{k}{k_*} \right)^{n_{\mathcal{R}} - 1 + \frac{1}{2} \alpha \ln(k/k_*) + \dots}, \quad (29)$$

where k_* is a pivot scale. Then, α is found to have the following dependence on other slow roll parameters

$$\alpha = -2\epsilon\eta - \eta\delta_\eta - s\delta_s, \quad (30)$$

where δ_η and δ_s are slow roll parameters required to satisfy $|\delta| \ll 1$, and defined as:

$$\delta_\eta = \frac{\dot{\eta}}{H\eta}, \quad \delta_s = \frac{\dot{s}}{Hs}. \quad (31)$$

Current observations impose the constraint [17]:

$$|\alpha| \leq 2 \times 10^{-2}. \quad (32)$$

(See also [18] for the latest update from Planck, which slightly modify this constraint). Given that α depends on

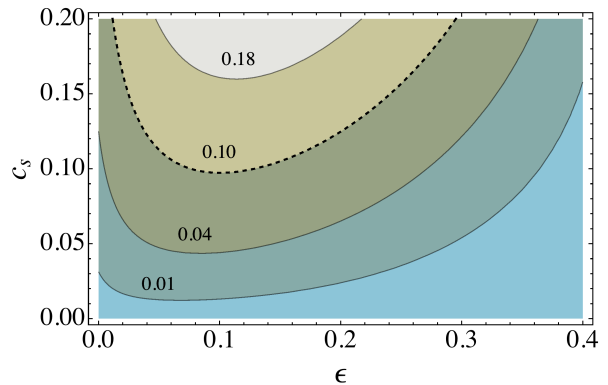


FIG. 7: The figure shows the contour plot for r in the ϵ - c_s plane, obtained from eq. (19) taking into account the constraints on the running α . The dashed line shows the case for $r = 0.1$.

many slow-roll parameters (30), in principle, it is possible to satisfy (32) in several ways by conveniently adjusting δ_η and δ_s . However, as observed in [42], in order to respect the hierarchical structure involved in the slow-roll expansion, the main contribution to (30) must be given by the first term:

$$\alpha \simeq -2\epsilon\eta. \quad (33)$$

Combining this expression with (32), one obtains:

$$\epsilon_0 |\eta_0| < 10^{-2}. \quad (34)$$

Then, by setting $\eta_0 = 10^{-2}/\epsilon_0$ in eqs. (19) and (18) one obtains new restrictions on the possible values of c_s and ϵ . The resulting contour plot for r in the ϵ - c_s plane is shown in FIG. 7, where it is possible to see that for the reference value $r = 0.1$, the speed of sound has a lower bound $c_s > 0.1$ [77]. On the other hand, the combined data sets from BICEP2 and Planck tend to favor a negative running α , which in turn, imposes stronger constraints on c_s . For instance, following the analysis of ref. [16], we obtain the bounds $c_s > 0.25$ at 68% confidence level, and $c_s > 0.2$ at 95% confidence level, corroborating the bound of ref. [42].

To finish this section, let us examine how eq. (33) affects our determination of c_s in the case where n_t is already known. Putting together eqs. (20), (22) and (33), we see that

$$\alpha = -\frac{2\epsilon_0}{\ln c_0} \left[\ln \left(-\frac{2\epsilon_0}{n_t} \right) - (\epsilon_0 + n_t/2) \right]. \quad (35)$$

This relation allows us to break the degeneracy between c_0 and ϵ_0 provided that α is known (and assuming that δ_η and δ_s are negligible).

IV. PARAMETRIZING ADDITIONAL UV-PHYSICS

As already emphasized in the introduction, once we accept the possibility of having $c_s \neq 1$, we should admit

a variety of additional operators proportional to $1 - c_s^2$ that have their origin on the same UV physics responsible for a non-trivial propagation of adiabatic perturbations [59, 61–63, 67]. The aim of this section is to include the effects of such UV degrees of freedom on the bounds of c_s . One way of proceeding is to parametrize the effects of UV physics by including new operators in the quadratic action of adiabatic curvature fluctuations \mathcal{R} , in the following manner

$$S_{\text{UV}} = \int d^4x a^3 \frac{\epsilon(1 - c_s^2)}{M^2} \left[\frac{\beta_1}{a^2 c_s^2} \dot{\mathcal{R}} \nabla^2 \dot{\mathcal{R}} + \frac{c_s^2 \beta_2}{a^4} \mathcal{R} \nabla^4 \mathcal{R} \right], \quad (36)$$

where M is a mass scale characterizing the new degrees of freedom, but not necessarily the cutoff scale at which they become operative [62], and β_1 and β_2 are dimensionless coefficients parametrizing the UV physics. We have inserted the global factor $1 - c_s^2$, to incorporate the fact that one should recover single field canonical inflation in the limit $c_s \rightarrow 1$. It is then straightforward to deduce that the interaction picture hamiltonian taking into account these new operators is given by

$$H_I = -\frac{1 - c_s^2}{2a^2 M^2} \int_x [\beta_1 u'_I \nabla^2 u'_I + c_s^4 \beta_2 u \nabla^4 u], \quad (37)$$

where $\int_x \equiv \int d^3x$, $u = z\mathcal{R}$ and $z = a\sqrt{\epsilon}/c_s$. Using the results of Appendix A it is then possible to deduce that the scalar power spectrum receive new contributions given by

$$\frac{\Delta \mathcal{P}_{\text{UV}}}{\mathcal{P}_0} = \frac{(1 - c_s^2) H_0^2}{4c_0^2 M^2} (\beta_1 + 5\beta_2). \quad (38)$$

Thus, we see that the leading effect of these new terms is to modify the amplitude of the scalar power spectrum, which now is given by

$$\mathcal{P}_{\mathcal{R}}(k) = \frac{H_0^2}{8\pi^2 \epsilon_0 c_0} \left[1 - (2\epsilon_0 + \eta_0 + s_0) \ln \left(\frac{c_0 k}{a_0 H_0} \right) + (2\epsilon_0 + \eta_0 + s_0) \mathcal{C} - 2(\epsilon_0 + s_0) + \frac{1 - c_0^2}{4c_0^2} \beta \right], \quad (39)$$

where $\beta \equiv (\beta_1 + 5\beta_2) H_0^2 / M^2$. On the other hand, tensor modes are not affected by the new terms in eq. (36), and we are allowed to use eq. (10) to characterize them. We may now proceed to compute the tensor to scalar ratio using the same procedure of Section II, to obtain

$$r = 16\epsilon_0 c_0 e^{-2(\Delta N + \ln c_0)} \left[1 + 2\epsilon_0 e^{\eta_0 \Delta N} (\mathcal{C} - 1) - (1 - n_{\mathcal{R}}) \mathcal{C} + 2(\epsilon_0 + s_0) - \frac{1 - c_0^2}{4c_0^2} \beta \right], \quad (40)$$

where ΔN is given by (21). It is worth mentioning that models of inflation with a single heavy field of mass parameter M , interacting with curvature perturbations corresponds to the particular case $\beta_1 = 1$ and $\beta_2 = 0$, in the

limit $H_0^2 \ll M^2$ [55, 64]. Because the term proportional to β contains the factor $c_0^{-2} - 1$, eq. (40) tells us that even a very small value of the parameter β can have a large impact on the dependence of r on the sound speed c_s . This term quickly dominates the square bracket in eq. (40) at small values of c_0 , implying a breakdown of our expansion. Despite of this, we may draw the following simple conclusion: A positive value of β implies much stronger lower bounds on c_s for a fixed value of ϵ .

V. CONCLUSIONS

A measurement of a large value of the tensor to scalar ratio r would constitute a dramatic breakthrough in our understanding of the very early universe. In this article, we have analyzed the implications of a large value of r on the evolution slow-roll quantities parametrizing deviations from canonical single field inflation. Our work has been greatly motivated by ref. [42], where it was emphasized that a small value of the sound speed could have a sizable impact on the dependence of r on the running of background inflationary parameters. Our results ratify this assertion. More importantly, we have seen that the same effects leading to the constraints on the speed of sound, preserve the degeneracy between ϵ and c_s even in the case where the consistency relation is found to be satisfied. As we have seen in Section III A, a measurement of the spectral index of tensor modes n_t does not break the degeneracy between ϵ and c_s , and a confirmation of the consistency relation does not necessarily rule out non-canonical models of inflation. However, a determination of the running of the scalar spectral index α would improve substantially our knowledge about non-canonical models parametrized by c_s . Our results emphasize the importance CMB-polarization experiments [68] in order to constrain nontrivial deviations from canonical single field inflation (parametrized by the speed of sound and the UV-physics parameters β_1 and β_2). More precisely, if future CMB experiments [69–72] detect a signal larger than $r = 0.01$ we would count with better constraints on the value of c_s (and even on the UV-physics parameter β) than those obtained from non-Gaussianity observations.

Acknowledgments

We are grateful to Sander Mooij for useful comments and discussions. This work was supported by the Fondecyt project 1130777 (GAP & AS), an Anillo project ACT1122 (GAP & AS), and a Conicyt Fellowship CONICYT-PCHA/Magister Nacional/2013-221320624 (AS).

Appendix A: Perturbation theory

In this appendix we review the in-in formalism of perturbation theory applied to compute 2-point correlation

functions in inflationary backgrounds [73, 74].

1. Slowly-rolling background

Let us start by considering the quadratic action parametrizing the evolution of adiabatic perturbations $\mathcal{R}(\mathbf{x}, t)$ with a nontrivial sound speed c_s . This action is given by

$$S = \int d^3x dt a^3 \epsilon \left[\frac{1}{c_s^2} \dot{\mathcal{R}}^2 - \frac{1}{a^2} (\nabla \mathcal{R})^2 \right], \quad (\text{A1})$$

where a is the scale factor and where ϵ is the usual slow-roll parameter given by:

$$\epsilon \equiv -\frac{\dot{H}}{H^2}, \quad H \equiv \frac{\dot{a}}{a}. \quad (\text{A2})$$

Notice that we are working in units such that $m_{\text{Pl}}^2 = 1$. We may parametrize the time evolution of ϵ and c_s through additional slow-roll parameters η and s defined as:

$$\eta \equiv \frac{\dot{\epsilon}}{H\epsilon}, \quad s \equiv \frac{\dot{c}_s}{Hc_s}. \quad (\text{A3})$$

Since we are interested computing the power spectrum of scalar modes to first order in the slow-roll parameters, there is no need to further parametrize the evolution of η and s , which would lead to second order effects. Then, taking η and s to be constant, we obtain

$$\epsilon = \epsilon_0 e^{\eta_0 \ln(a/a_0)}, \quad (\text{A4})$$

$$c_s = c_0 e^{s_0 \ln(a/a_0)}, \quad (\text{A5})$$

where ϵ_0 and c_0 are the values of ϵ and c_s at a reference time t_0 , when the scale factor is given by $a(t_0) = a_0$. To simplify the computation we may expand the exponentials as

$$\epsilon = \epsilon_0 [1 + \eta_0 \ln(a/a_0) + \dots], \quad (\text{A6})$$

$$c_s = c_0 [1 + s_0 \ln(a/a_0) + \dots]. \quad (\text{A7})$$

Integrating (A6) we obtain H as

$$H = H_0 \left[1 - \epsilon_0 \ln(a/a_0) + \frac{\epsilon_0(\epsilon_0 - \eta_0)}{2} \ln^2(a/a_0) + \dots \right], \quad (\text{A8})$$

where H_0 is the value of the Hubble parameter evaluated at time t_0 . It is convenient to work with conformal time τ , which comes defined through the change of variables $dt = a d\tau$. Then, integrating one more time we obtain an expression for the scale factor a as a function of conformal time τ

$$a = a_0(\tau) [1 + A_1 + A_2 + \dots], \quad a_0(\tau) = -\frac{a_0}{H_0 \tau}, \quad (\text{A9})$$

where

$$A_1(\tau) = \epsilon_0 [1 + \ln(a_0(\tau)/a_0)], \quad (\text{A10})$$

$$A_2(\tau) = \frac{1}{2} \epsilon_0 \left[2(2\epsilon_0 + \eta_0) + 2(2\epsilon_0 + \eta_0) \ln(a_0(\tau)/a_0) + (\epsilon_0 + \eta_0) \ln^2(a_0(\tau)/a_0) \right]. \quad (\text{A11})$$

Notice that $a_0(\tau) = a_0$ at a conformal time given by:

$$\tau_0 = -\frac{a_0}{H_0} [1 + \epsilon_0 + \epsilon_0(\epsilon_0 + \eta_0) + \dots]. \quad (\text{A12})$$

In what follows we simplify our computations by setting $a_0 = 1$. We will later restore the value a_0 whenever it becomes necessary. To deal with the dynamics of perturbations it is convenient to define a canonical field u through the following rescaling of \mathcal{R} :

$$u = z\mathcal{R}, \quad z = \sqrt{2\epsilon} \frac{a}{c_s}. \quad (\text{A13})$$

Then, the action for the u -field is found to be given by

$$S = \frac{1}{2} \int d^3x d\tau \left[(u')^2 - c_s^2 (\nabla u)^2 + \frac{z''}{z} u^2 \right], \quad (\text{A14})$$

where the prime $'$ denotes derivatives with respect to conformal time τ . Expanding the coefficient z''/z up to first order in slow-roll, we obtain:

$$\frac{z''}{z} = \frac{2}{\tau^2} + \frac{3(2\epsilon_0 + \eta_0 - 2s_0)}{2\tau^2} + \dots \quad (\text{A15})$$

This expression implies a natural splitting of the theory between a zeroth order part, and a first order part in terms of the slow-roll parameters $S = S_0 + S_1$, where:

$$S_0 = \frac{1}{2} \int d^3x d\tau \left[(u')^2 - c_0^2 (\nabla u)^2 + \frac{2}{\tau^2} u^2 \right], \quad (\text{A16})$$

$$S_1 = \frac{1}{2} \int d^3x d\tau \left[-c_0^2 \theta(\tau) (\nabla u)^2 + \frac{1}{\tau^2} \delta_0 u^2 \right], \quad (\text{A17})$$

where we have defined

$$\delta_0 = \frac{3}{2} (2\epsilon_0 + \eta_0 - 2s_0), \quad (\text{A18})$$

$$\theta_0(\tau) = 2s_0 \ln a_0(\tau). \quad (\text{A19})$$

The splitting $S = S_0 + S_1$ will allow us to compute the power spectrum with the help of perturbation theory to first order in slow-roll.

2. Perturbation theory

The interaction piece of eq. (A17) defines the Hamiltonian of the interaction picture as

$$H_I(\tau) = \frac{1}{2} \int d^3x \left[c_0^2 \theta(\tau) (\nabla u_I)^2 - \frac{\delta_0}{\tau^2} u_I^2 \right], \quad (\text{A20})$$

where u_I is the interaction picture field defined as

$$u_I = \frac{1}{(2\pi)^3} \int d^3k \left[a_{\mathbf{k}} u_{\mathbf{k}}(\tau) e^{i\mathbf{k}\cdot\mathbf{x}} + a_{\mathbf{k}}^\dagger u_{\mathbf{k}}^*(\tau) e^{-i\mathbf{k}\cdot\mathbf{x}} \right], \quad (\text{A21})$$

where the pair $a_{\mathbf{k}}^\dagger$ and $a_{\mathbf{k}}$ are the usual creation and annihilation operators satisfying the commutation relation

$$[a_{\mathbf{k}}, a_{\mathbf{k}'}^\dagger] = (2\pi)^3 \delta^{(3)}(\mathbf{k} - \mathbf{k}'), \quad (\text{A22})$$

and $u_{\mathbf{k}}(\tau)$ represents the normalized solution to the zeroth order equation of motion deduced from (A16), given by:

$$u_{\mathbf{k}}(\tau) = \frac{1}{\sqrt{2c_0k}} \left(1 - \frac{i}{c_0k\tau} \right) e^{-ic_0k\tau}. \quad (\text{A23})$$

Standard perturbation theory tells us that the complete solution $u(x, \tau)$ may be written in terms of the interaction picture field $u_I(x, \tau)$ and the propagator $U(\tau)$ as

$$u(\mathbf{x}, \tau) = U^\dagger(\tau) u_I(\mathbf{x}, \tau) U(\tau), \quad (\text{A24})$$

with

$$U(\tau) = \mathcal{T} \exp \left\{ -i \int_{-\infty_+}^{\tau} d\tau' H_I(\tau') \right\}, \quad (\text{A25})$$

where \mathcal{T} stands for the time ordering symbol, and $\infty_+ = (1 + i\epsilon)\infty$ is the usual prescription to isolate the in-vacuum. We may now compute the two-point correlation function for u , which is written in terms of the interaction picture quantities as:

$$\langle u(x, \tau) u(y, \tau) \rangle = \langle 0 | U^\dagger(\tau) u_I(x, \tau) u_I(y, \tau) U(\tau) | 0 \rangle. \quad (\text{A26})$$

By expanding the previous result up to first order in H_I , we obtain:

$$\begin{aligned} \langle u(\mathbf{x}, \tau) u(\mathbf{y}, \tau) \rangle &= \langle 0 | u_I(\mathbf{x}, \tau) u_I(\mathbf{y}, \tau) | 0 \rangle \\ &+ i \int_{-\infty}^{\tau} d\tau' \langle 0 | [H_I(\tau'), u_I(\mathbf{x}, \tau) u_I(\mathbf{y}, \tau)] | 0 \rangle, \end{aligned} \quad (\text{A27})$$

which is the two-point correlation function for the u -field up to first order in slow-roll.

3. Scalar Power spectrum

Let us now consider the computation of the power spectrum for adiabatic fluctuations $\mathcal{P}_{\mathcal{R}}(k)$. Because $\mathcal{R} = u/z$, we find that $\mathcal{P}_{\mathcal{R}}(k)$ is given in terms of the two-point correlation function for the u -field as

$$\mathcal{P}_{\mathcal{R}}(k, \tau) = \frac{4\pi k^3}{(2\pi)^3 z^2} \int \langle u(\mathbf{y}, \tau) u(0, \tau) \rangle e^{-i\mathbf{k}\cdot\mathbf{y}}, \quad (\text{A28})$$

where \int_y stands for $\int d^3y$. Expanding z up to first order in slow-roll as $z = z_0 + z_1$, where

$$\begin{aligned} z_0 &= \frac{\sqrt{\epsilon_0} a_0(\tau)}{c_0}, \\ z_1 &= \frac{\sqrt{\epsilon_0} a_0(\tau)}{c_0} [\epsilon_0 + (\epsilon_0 - s_0 + \eta_0/2) \ln a_0(\tau)], \end{aligned} \quad (\text{A29})$$

and using (A27) back into (A28), we obtain:

$$\begin{aligned} \mathcal{P}_{\mathcal{R}}(k, \tau) &= \frac{4\pi k^3}{(2\pi)^3 z_0^2} \int_y \langle 0 | u_I(\mathbf{y}, \tau) u_I(0, \tau) | 0 \rangle e^{-i\mathbf{k}\cdot\mathbf{y}} \\ &- \frac{8\pi k^3 z_1}{(2\pi)^3 z_0^2} \int_y \langle 0 | u_I(\mathbf{y}, \tau) u_I(0, \tau) | 0 \rangle e^{-i\mathbf{k}\cdot\mathbf{y}} \\ &+ \frac{4\pi i k^3}{(2\pi)^3 z_0^2} \int_y \int_{-\infty}^{\tau} d\tau' \langle 0 | [H_I(\tau'), u_I(\mathbf{y}, \tau) u_I(0, \tau)] | 0 \rangle. \end{aligned} \quad (\text{A30})$$

The rest of the computation is straightforward: The first line of (A30) gives the zeroth order power spectrum $\mathcal{P}_{\mathcal{R}}^{(0)}$, which is scale independent, whereas the two next lines combine to give the first order correction $\Delta\mathcal{P}_{\mathcal{R}}(k, \tau)$, which depends on the scale k and on time τ . In the long wavelength limit $|\tau|k \ll 1$ the final result has the form

$$\mathcal{P}_{\mathcal{R}}(k) = \mathcal{P}_{\mathcal{R}}^{(0)} + \Delta\mathcal{P}_{\mathcal{R}}(k), \quad (\text{A31})$$

where

$$\begin{aligned} \mathcal{P}_{\mathcal{R}}^{(0)} &= \frac{H_0^2}{8\pi^2 \epsilon_0 c_0}, \quad (\text{A32}) \\ \frac{\Delta\mathcal{P}_{\mathcal{R}}(k)}{\mathcal{P}_{\mathcal{R}}^{(0)}} &= -(2\epsilon_0 + \eta_0 + s_0) \ln(c_0 k / a_0 H_0) \\ &+ (2\epsilon_0 + \eta_0 + s_0) \mathcal{C} - 2(\epsilon_0 + s_0), \end{aligned} \quad (\text{A33})$$

where $\mathcal{C} = 2 - \log 2 - \gamma$ (γ being the Euler-Mascheroni constant). Notice that in the final result we have restored the value a_0 of the scale factor evaluated at time τ_0 .

One may now repeat the same steps to derive the tensor power spectrum. Here we limit ourselves to write the final result which is found to be:

$$\mathcal{P}_h(k) = \mathcal{P}_h^{(0)} + \Delta\mathcal{P}_h(k), \quad (\text{A34})$$

where:

$$\begin{aligned} \mathcal{P}_h^{(0)} &= \frac{2H_0^2}{\pi^2}, \quad (\text{A35}) \\ \frac{\Delta\mathcal{P}_h(k)}{\mathcal{P}_h^{(0)}} &= -2\epsilon_0 \ln(k/a_0 H_0) + 2\epsilon_0(\mathcal{C} - 1). \end{aligned} \quad (\text{A36})$$

Notice that in the present article we have introduced the label h to label the horizon crossing time of tensor modes, which happens at a different time from the respective horizon crossing of scalars. This amounts to replace $0 \rightarrow h$ in every background quantity in our last expressions.

- [1] P. A. R. Ade *et al.* [BICEP2 Collaboration], “Detection of B-Mode Polarization at Degree Angular Scales by BICEP2,” *Phys. Rev. Lett.* **112**, 241101 (2014) [arXiv:1403.3985 [astro-ph.CO]].
- [2] A. H. Guth, “The Inflationary Universe: A Possible Solution to the Horizon and Flatness Problems,” *Phys. Rev. D* **23**, 347 (1981).
- [3] A. D. Linde, “A New Inflationary Universe Scenario: A Possible Solution of the Horizon, Flatness, Homogeneity, Isotropy and Primordial Monopole Problems,” *Phys. Lett. B* **108**, 389 (1982).
- [4] A. Albrecht and P. J. Steinhardt, “Cosmology for Grand Unified Theories with Radiatively Induced Symmetry Breaking,” *Phys. Rev. Lett.* **48**, 1220 (1982).
- [5] A. A. Starobinsky, “A New Type of Isotropic Cosmological Models Without Singularity,” *Phys. Lett. B* **91**, 99 (1980).
- [6] V. F. Mukhanov and G. V. Chibisov, “Quantum Fluctuation and Nonsingular Universe. (In Russian),” *JETP Lett.* **33**, 532 (1981) [*Pisma Zh. Eksp. Teor. Fiz.* **33**, 549 (1981)].
- [7] R. Flauger, J. C. Hill and D. N. Spergel, “Toward an Understanding of Foreground Emission in the BICEP2 Region,” *JCAP* **1408**, 039 (2014) [arXiv:1405.7351 [astro-ph.CO]].
- [8] M. J. Mortonson and U. Seljak, “A joint analysis of Planck and BICEP2 B modes including dust polarization uncertainty,” *JCAP* **1410**, no. 10, 035 (2014) [arXiv:1405.5857 [astro-ph.CO]].
- [9] R. Adam *et al.* [Planck Collaboration], “Planck intermediate results. XXX. The angular power spectrum of polarized dust emission at intermediate and high Galactic latitudes,” arXiv:1409.5738 [astro-ph.CO].
- [10] M. Kamionkowski and E. D. Kovetz, “Statistical diagnostics to identify Galactic foregrounds in B-mode maps,” *Phys. Rev. Lett.* **113**, no. 19, 191303 (2014) [arXiv:1408.4125 [astro-ph.CO]].
- [11] P. A. R. Ade *et al.* [BICEP2 and Planck Collaborations], “A Joint Analysis of BICEP2/Keck Array and Planck Data,” [arXiv:1502.00612 [astro-ph.CO]].
- [12] J. L. Cook, L. M. Krauss, A. J. Long and S. Sabharwal, “Is Higgs Inflation Dead?,” *Phys. Rev. D* **89**, 103525 (2014) [arXiv:1403.4971 [astro-ph.CO]].
- [13] K. N. Abazajian, G. Aslanyan, R. Easther and L. C. Price, “The Knotted Sky II: Does BICEP2 require a nontrivial primordial power spectrum?,” *JCAP* **1408**, 053 (2014) [arXiv:1403.5922 [astro-ph.CO]].
- [14] A. Ashoorioon, K. Dimopoulos, M. M. Sheikh-Jabbari and G. Shiu, “Non-Bunch Davis initial state reconciles chaotic models with BICEP and Planck,” *Phys. Lett. B* **737**, 98 (2014) [arXiv:1403.6099 [hep-th]].
- [15] J. Martin, C. Ringeval, R. Trotta and V. Vennin, “Compatibility of Planck and BICEP2 in the Light of Inflation,” arXiv:1405.7272 [astro-ph.CO].
- [16] W. H. Kinney and K. Freese, “Negative running prevents eternal inflation,” arXiv:1404.4614 [astro-ph.CO].
- [17] P. A. R. Ade *et al.* [Planck Collaboration], “Planck 2013 results. XXII. Constraints on inflation,” arXiv:1303.5082 [astro-ph.CO].
- [18] P. A. R. Ade *et al.* [Planck Collaboration], “Planck 2015. XX. Constraints on inflation,” arXiv:1502.02114 [astro-ph.CO].
- [19] K. M. Smith, C. Dvorkin, L. Boyle, N. Turok, M. Halpern, G. Hinshaw and B. Gold, “On quantifying and resolving the BICEP2/Planck tension over gravitational waves,” *Phys. Rev. Lett.* **113**, 031301 (2014) [arXiv:1404.0373 [astro-ph.CO]].
- [20] A. D. Linde, “Eternal Chaotic Inflation,” *Mod. Phys. Lett. A* **1**, 81 (1986).
- [21] D. H. Lyth, “What would we learn by detecting a gravitational wave signal in the cosmic microwave background anisotropy?,” *Phys. Rev. Lett.* **78**, 1861 (1997) [hep-ph/9606387].
- [22] D. Baumann and D. Green, “A Field Range Bound for General Single-Field Inflation,” *JCAP* **1205**, 017 (2012) [arXiv:1111.3040 [hep-th]].
- [23] S. Kachru, R. Kallosh, A. D. Linde, J. M. Maldacena, L. P. McAllister and S. P. Trivedi, “Towards inflation in string theory,” *JCAP* **0310**, 013 (2003) [hep-th/0308055].
- [24] J. P. Conlon and F. Quevedo, “Kahler moduli inflation,” *JHEP* **0601**, 146 (2006) [hep-th/0509012].
- [25] E. Silverstein and A. Westphal, “Monodromy in the CMB: Gravity Waves and String Inflation,” *Phys. Rev. D* **78**, 106003 (2008) [arXiv:0803.3085 [hep-th]].
- [26] R. Flauger, S. Paban, D. Robbins and T. Wrase, “Searching for slow-roll moduli inflation in massive type IIA supergravity with metric fluxes,” *Phys. Rev. D* **79**, 086011 (2009) [arXiv:0812.3886 [hep-th]].
- [27] D. Baumann and D. Green, “Signatures of Supersymmetry from the Early Universe,” *Phys. Rev. D* **85**, 103520 (2012) [arXiv:1109.0292 [hep-th]].
- [28] D. Baumann and L. McAllister, “Inflation and String Theory,” arXiv:1404.2601 [hep-th].
- [29] D. Chialva, “On UltraViolet effects in protected inflationary models,” arXiv:1410.7985 [hep-th].
- [30] L. Covi, M. Gomez-Reino, C. Gross, J. Louis, G. A. Palma and C. A. Scrucca, “de Sitter vacua in no-scale supergravities and Calabi-Yau string models,” *JHEP* **0806**, 057 (2008) [arXiv:0804.1073 [hep-th]].
- [31] L. Covi, M. Gomez-Reino, C. Gross, J. Louis, G. A. Palma and C. A. Scrucca, “Constraints on modular inflation in supergravity and string theory,” *JHEP* **0808**, 055 (2008) [arXiv:0805.3290 [hep-th]].
- [32] L. McAllister, E. Silverstein and A. Westphal, “Gravity Waves and Linear Inflation from Axion Monodromy,” *Phys. Rev. D* **82**, 046003 (2010) [arXiv:0808.0706 [hep-th]].
- [33] R. Kallosh, A. Linde and T. Rube, “General inflaton potentials in supergravity,” *Phys. Rev. D* **83**, 043507 (2011) [arXiv:1011.5945 [hep-th]].
- [34] A. Borghese, D. Roest and I. Zavala, “A Geometric bound on F-term inflation,” *JHEP* **1209**, 021 (2012) [arXiv:1203.2909 [hep-th]].
- [35] D. Roest, M. Scalisi and I. Zavala, “Kähler potentials for Planck inflation,” *JCAP* **1311**, 007 (2013) [arXiv:1307.4343].
- [36] C. P. Burgess, J. M. Cline, H. Stoica and F. Quevedo, “Inflation in realistic D-brane models,” *JHEP* **0409**, 033 (2004) [hep-th/0403119].
- [37] S. Hardeman, J. M. Oberreuter, G. A. Palma, K. Schalm and T. van der Aalst, “The everpresent eta-problem: knowledge of all hidden sectors required,” *JHEP* **1104**,

- 009 (2011) [arXiv:1012.5966 [hep-ph]].
- [38] X. Chen, M. x. Huang, S. Kachru and G. Shiu, “Observational signatures and non-Gaussianities of general single field inflation,” JCAP **0701**, 002 (2007) [hep-th/0605045].
- [39] L. Senatore, K. M. Smith and M. Zaldarriaga, “Non-Gaussianities in Single Field Inflation and their Optimal Limits from the WMAP 5-year Data,” JCAP **1001**, 028 (2010) [arXiv:0905.3746 [astro-ph.CO]].
- [40] P. A. R. Ade *et al.* [Planck Collaboration], “Planck 2013 Results. XXIV. Constraints on primordial non-Gaussianity,” Astron. Astrophys. **571**, A24 (2014) [arXiv:1303.5084 [astro-ph.CO]].
- [41] P. A. R. Ade *et al.* [Planck Collaboration], “Planck 2015 results. XVII. Constraints on primordial non-Gaussianity,” arXiv:1502.01592 [astro-ph.CO].
- [42] D. Baumann, D. Green and R. A. Porto, “B-modes and the Nature of Inflation,” arXiv:1407.2621 [hep-th].
- [43] I. Zavala, “Effects of the speed of sound at large- N ,” arXiv:1412.3732 [astro-ph.CO].
- [44] N. Agarwal and R. Bean, “Cosmological constraints on general, single field inflation,” Phys. Rev. D **79**, 023503 (2009) [arXiv:0809.2798 [astro-ph]].
- [45] B. A. Powell, K. Tzirakis and W. H. Kinney, “Tensors, non-Gaussianities, and the future of potential reconstruction,” JCAP **0904**, 019 (2009) [arXiv:0812.1797 [astro-ph]].
- [46] G. D’Amico and M. Kleban, “Non-Gaussianity after BICEP2,” Phys. Rev. Lett. **113**, 081301 (2014) [arXiv:1404.6478 [astro-ph.CO]].
- [47] C. Armendariz-Picon, T. Damour and V. F. Mukhanov, “ k - inflation,” Phys. Lett. B **458**, 209 (1999) [hep-th/9904075].
- [48] E. Silverstein and D. Tong, “Scalar speed limits and cosmology: Acceleration from D-cceleration,” Phys. Rev. D **70**, 103505 (2004) [hep-th/0310221].
- [49] M. Alishahiha, E. Silverstein and D. Tong, “DBI in the sky,” Phys. Rev. D **70**, 123505 (2004) [hep-th/0404084].
- [50] A. J. Tolley and M. Wyman, “The Gelaton Scenario: Equilateral non-Gaussianity from multi-field dynamics,” Phys. Rev. D **81**, 043502 (2010) [arXiv:0910.1853 [hep-th]].
- [51] S. Cremonini, Z. Lalak and K. Turzyski, “Strongly Coupled Perturbations in Two-Field Inflationary Models,” JCAP **1103**, 016 (2011) [arXiv:1010.3021 [hep-th]].
- [52] A. Achucarro, J. O. Gong, S. Hardeman, G. A. Palma and S. P. Patil, “Features of heavy physics in the CMB power spectrum,” JCAP **1101**, 030 (2011) [arXiv:1010.3693 [hep-ph]].
- [53] G. Shiu and J. Xu, “Effective Field Theory and Decoupling in Multi-field Inflation: An Illustrative Case Study,” Phys. Rev. D **84**, 103509 (2011) [arXiv:1108.0981 [hep-th]].
- [54] S. Cespedes, V. Atal and G. A. Palma, “On the importance of heavy fields during inflation,” JCAP **1205**, 008 (2012) [arXiv:1201.4848 [hep-th]].
- [55] A. Achucarro, J. O. Gong, S. Hardeman, G. A. Palma and S. P. Patil, “Effective theories of single field inflation when heavy fields matter,” JHEP **1205**, 066 (2012) [arXiv:1201.6342 [hep-th]].
- [56] A. Avgoustidis, S. Cremonini, A. C. Davis, R. H. Ribeiro, K. Turzyski and S. Watson, “Decoupling Survives Inflation: A Critical Look at Effective Field Theory Violations During Inflation,” JCAP **1206**, 025 (2012) [arXiv:1203.0016 [hep-th]].
- [57] C. P. Burgess, M. W. Horbatsch and S. P. Patil, “Inflating in a Trough: Single-Field Effective Theory from Multiple-Field Curved Valleys,” JHEP **1301**, 133 (2013) [arXiv:1209.5701 [hep-th]].
- [58] X. Gao, D. Langlois and S. Mizuno, “Oscillatory features in the curvature power spectrum after a sudden turn of the inflationary trajectory,” JCAP **1310**, 023 (2013) [arXiv:1306.5680 [hep-th]].
- [59] C. Cheung, P. Creminelli, A. L. Fitzpatrick, J. Kaplan and L. Senatore, “The Effective Field Theory of Inflation,” JHEP **0803**, 014 (2008) [arXiv:0709.0293 [hep-th]].
- [60] L. Senatore and M. Zaldarriaga, “The Effective Field Theory of Multifield Inflation,” JHEP **1204**, 024 (2012) [arXiv:1009.2093 [hep-th]].
- [61] D. Baumann and D. Green, “Equilateral Non-Gaussianity and New Physics on the Horizon,” JCAP **1109**, 014 (2011) [arXiv:1102.5343 [hep-th]].
- [62] A. Achucarro, V. Atal, S. Cespedes, J. O. Gong, G. A. Palma and S. P. Patil, “Heavy fields, reduced speeds of sound and decoupling during inflation,” Phys. Rev. D **86**, 121301 (2012) [arXiv:1205.0710 [hep-th]].
- [63] R. Gwyn, G. A. Palma, M. Sakellariadou and S. Sypsas, “Effective field theory of weakly coupled inflationary models,” JCAP **1304**, 004 (2013) [arXiv:1210.3020 [hep-th]].
- [64] S. Cespedes and G. A. Palma, “Cosmic inflation in a landscape of heavy-fields,” JCAP **1310**, 051 (2013) [arXiv:1303.4703 [hep-th]].
- [65] R. Gwyn, G. A. Palma, M. Sakellariadou and S. Sypsas, “On degenerate models of cosmic inflation,” JCAP10(2014)005 [arXiv:1406.1947 [hep-th]].
- [66] E. D. Stewart and D. H. Lyth, “A More accurate analytic calculation of the spectrum of cosmological perturbations produced during inflation,” Phys. Lett. B **302**, 171 (1993) [gr-qc/9302019].
- [67] N. Arkani-Hamed, P. Creminelli, S. Mukohyama and M. Zaldarriaga, “Ghost inflation,” JCAP **0404**, 001 (2004) [hep-th/0312100].
- [68] D. Baumann *et al.* [CMBPol Study Team Collaboration], “CMBPol Mission Concept Study: Probing Inflation with CMB Polarization,” AIP Conf. Proc. **1141**, 10 (2009) [arXiv:0811.3919 [astro-ph]].
- [69] T. Essinger-Hileman *et al.*, “The Atacama B-Mode Search: CMB Polarimetry with Transition-Edge-Sensor Bolometers,” arXiv:1008.3915 [astro-ph.IM].
- [70] Z. Kermish *et al.*, “The POLARBEAR Experiment,” arXiv:1210.7768 [astro-ph.IM].
- [71] K. N. Abazajian *et al.* [Topical Conveners: J.E. Carlstrom, A.T. Lee Collaboration], “Inflation Physics from the Cosmic Microwave Background and Large Scale Structure,” Astropart. Phys. **63**, 55 (2014) [arXiv:1309.5381 [astro-ph.CO]].
- [72] T. Essinger-Hileman *et al.* [CLASS Collaboration], “CLASS: The Cosmology Large Angular Scale Surveyor,” Proceedings of SPIE Volume 9153 (2014) [arXiv:1408.4788 [astro-ph.IM]].
- [73] J. M. Maldacena, “Non-Gaussian features of primordial fluctuations in single field inflationary models,” JHEP **0305**, 013 (2003) [astro-ph/0210603].
- [74] S. Weinberg, “Quantum contributions to cosmological correlations,” Phys. Rev. D **72**, 043514 (2005) [hep-th/0506236].
- [75] As shown in ref. [46], it is still possible to reconcile large

non-Gaussianity with a large value of the tensor to scalar ratio r . This is because in the effective field theory of inflation there is a second parameter—in addition to the sound speed—capable to enhance deviations from Gaussianity, but with a very constrained shape.

[76] It has been shown, however, that heavy fields may induce rapid variations of the sound speed, violating the condi-

tion $|s| \ll 1$ without necessarily implying a violation of $\epsilon \ll 1$ [52, 54].

[77] Notice that now the contour lines intersect with $\epsilon_0 = 0$. This comes from using the relation $\eta_0 = 10^{-2}/\epsilon_0$ which invalidates the use of eq. (19) at values of ϵ of order 10^{-2} .