

Theory of ball lightning

H.-C. Wu^{1,2,*}

¹*Institute for Fusion Theory and Simulation (IFTS) and Department of Physics, Zhejiang University, Hangzhou 310027, China*

²*IFSA Collaborative Innovation Center, Shanghai Jiao Tong University, Shanghai 200240, China*

(Dated: February 8, 2022)

We present a comprehensive theory on the formation of ball lightning, a luminous sphere sometimes observed after normal lightning. In a ball lightning event, a relativistic electron bunch can be produced by the stepped leader of lightning and coherently emit high-power microwave when striking the ground. The intense microwave ionizes the local air and evacuates the resulting plasma by its radiation pressure, thereby forming a spherical plasma cavity that traps the microwave. The theory can explain observed properties of ball lightning and should be useful to lightning protection and aviation safety.

Since Arago [1] first discussed ball lightning in 1838, this rare natural phenomenon still remains a riddle. Ball lightning [2–5] exhibits very diverse characteristics, such as close association with ordinary lightning, globate structure with steady glow for 1-5 seconds, and mostly horizontal motion. Ball lightning can be formed even inside aircraft and closed rooms, permeate glass plates, decay explosively or silently, and produce sound and acrid odours. Many models of ball lightning have been proposed, but none have been fully accepted [6]. In particular, these theories do not explain the inscrutable appearance of ball lightning inside fully-screened aircraft [7]. Here, we propose a theory for ball lightning formation, which can explain its appearing in aircraft and many other properties.

Lodge [8] considered that ball lightning might be excited by a standing electrical wave from lightning. Kapitza [9] argued that ball lightning could be formed through air ionization at antinodes of electromagnetic standing waves in the microwave regime. Dawson and Jones [10] proposed that ball lightning could be a microwave bubble confined inside a globate plasma shell. Continuous air ionization by the trapped microwave maintains the plasma shell [11]. The microwave type model of ball lightning can explain its permeation through glass plates. However, the origin of microwave emission from lightning was never found. On the other hand, high-intensity lasers were observed to get trapped in a spherical plasma cavity in particle-in-cell (PIC) simulations [12] and experiments [13, 14]. By dimensional analysis, we already pointed out [15] that a microwave bubble can be formed by the similar mechanism. A sketch of the microwave bubble model is displayed in Fig. 1a.

Here we propose a mechanism for microwave generation from lightning. As shown in Fig. 1b, we assume that in a ball lightning event a relativistic electron bunch is generated by lightning. When this bunch strikes the ground or passes various media, powerful microwaves are

emitted by coherent transition radiation (Fig. 1c). We further verify that this specific microwave in air plasmas indeed naturally evolves into a microwave bubble. These results are demonstrated by PIC simulation using the code JPIC [15].

Relativistic electron bunch

The assumption of isolated relativistic electron bunches in ball lightning events is based on high-energy phenomena [16, 17] discovered in cloud-to-ground lightning. A lightning flash [5] starts with a negative leader propagating downward in a stepping process with each step tens of metres. This stepped leader has a corona 1-10m in width. Moore *et al.* [18] first detected >1MeV radiation from a stepped leader. It was then observed that each step emits an x-ray burst [19], which intensifies when the leader approaches the ground. Recent data [20] shows that the last step or the so-called leader burst closest to the ground produces the strongest x-rays. Relativistic electrons accelerated by the stepped leader account for the detected x-rays, and therefore the electron acceleration is the most violent in the last step.

Friction force of electron motion in air is maximum at an energy of 100eV, which defines a critical electric field $E_c \approx 30\text{MV/m}$ [17]. Fields above E_c at the leader tip can accelerate thermal electrons to several keV [21]. This thermal runaway process [22] produces $\sim 10^{11}$ electrons. These hot electrons can be further accelerated by the electric field between the leader tip and the ground, and undergo avalanche by secondary electron generation in air [23]. The electron flux quickly rises as $\exp(z/L)$, where L is the avalanche length. The electron energy follows an $\exp(-k_e/7.3\text{MeV})$ distribution, such that the average energy is 7.3MeV. Each seed electron multiplies to $\sim 10^5$ electrons after the avalanche, so that each leader step can produce $10^{16} - 10^{17}$ relativistic electrons [16] with a total energy of 10-100kJ.

Accordingly, it can be expected that the last leader step generates a spatially well-defined relativistic electron bunch in a ball lightning event. For simplicity, we assume that this bunch has a density profile $n_b = n_{b0} \exp(-r^2/2\sigma^2)$, where n_{b0} is the peak density, and σ is the characteristic radius. Such a bunch with total electron number $N_b = (2\pi)^{3/2} n_{b0} \sigma^3 \approx 10^{14}$ will lead to a mi-

*huichunwu@zju.edu.cn, <http://mypage.zju.edu.cn/en/hcwu>

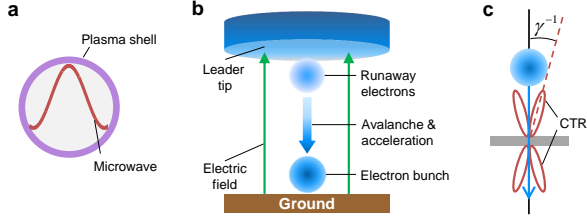


FIG. 1: **Ball lightning model.** a, Microwave bubble model. b, Relativistic electron bunch generation. In the last leader step, a bunch of runaway electrons emerges from the leader tip, accelerates by electric fields between the leader and ground, and undergoes an avalanche. c, Coherent transition radiation (CTR) of the electron bunch striking the ground or passing through aircraft skins. γ is the relativistic factor of electrons.

crowave bubble. Since this bunch contains only 0.1-1% of the generated electrons, the assumption is reasonable.

Microwave generation

Transition radiation is generated from medium surfaces when an electron enters or emerges [24] and can be coherent for an isolated electron bunch [25]. As the electron bunch reaches relativistic energies, its self-fields are predominantly transverse i.e. $\mathbf{E}_b \simeq c\mathbf{B}_b$ [26], which is very close to an electromagnetic wave. In this case, coherent transition radiation can be considered as the reflected wave of the bunch field from the medium surface [27]. Therefore, we can write the radiation energy as

$$W_{CTR} = \mathcal{R}(\varepsilon)W_{b,f}, \quad (1)$$

where $\mathcal{R} = |(\sqrt{\varepsilon} - 1)/(\sqrt{\varepsilon} + 1)|^2$ is the Fresnel reflection formula, $W_{b,f}$ refers to the total bunch field energy, and ε is the medium permittivity. The radiation is strongest for a metal or perfect conductor where $\varepsilon \rightarrow \infty$ and $\mathcal{R} \approx 1$ in microwave region.

The leftmost panel of Fig. 2 shows the transverse field $E_{b,x}$ of a monoenergetic 7MeV electron bunch with $\sigma = 4\text{cm}$, which is normalized to the peak field $E_{b0} \approx 3.2 \frac{n_{b0}}{10^{10}\text{cm}^{-3}} \text{MV/m}$. The bunch field is a unipolar wave with the same profile as the bunch density. Using JPIC [15], we simulate the coherent transition radiation from a perfect conductor in Fig. 2. The radiation field E_x is initially opposite to $E_{b,x}$ due to the conductor boundary, diffracts transversely, and quickly evolves into a bipolar pulse. This radiation has a central wavelength $\lambda \approx 7.5\sigma = 30\text{cm}$ (i.e. 1GHz). The rapid field evolution into the bipolar shape is due to diffraction losses of longer wavelength components in an unipolar pulse [28]. At normal incidence in Fig. 2, the radiation field has a ring-like intensity distribution. In reality, oblique incidence, surface fluctuations, and non-symmetric bunches will lead to a complex field pattern containing linearly-polarized emission spots.

Microwave bubble formation

Laser bubbles or solitons [12] are formed after tens of light cycles of interaction between multi-cycle relativistic

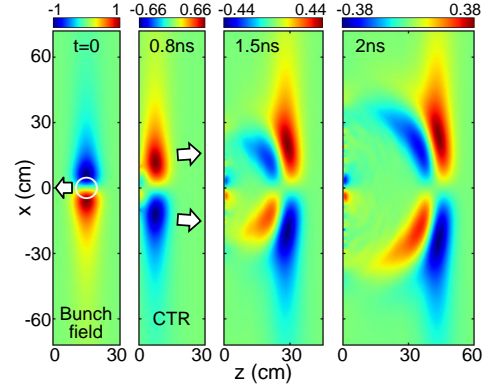


FIG. 2: **PIC results of microwave generation.** Distribution of the initial bunch field and microwave fields at times 0.8ns, 1.5ns and 2ns. In the leftmost panel, the bunch is left-going to the plasma surface at $z = 0$. The white circle marks the bunch region with a density of $0.5n_{b0}$. The radiation is a reflection of the bunch field and propagates along z . Arrows point along the field propagation direction. The field is normalized to the bunch peak field E_{b0} .

laser and underdense plasmas with an initial density $n_0 < n_c$, where $n_c = \varepsilon_0 m \omega^2 / e^2$ is the critical density [29]. In our case, the microwave is mono-cycle. Therefore, the microwave must get trapped within a few cycles before it is diffracted away. We indeed find such a regime for bubble formation, which indicates self-consistency of our theory. The collisional effect is included by embedding air friction [17, 21] into JPIC. We launch microwave pulses with a wavelength $\lambda = 30\text{cm}$ into a uniform plasma. The initial plasma must be overdense with $n_0 \geq n_c$, where $n_c \approx 1.2 \times 10^{10} \text{cm}^{-3}$ at $\omega/2\pi = 1\text{GHz}$. The threshold field required for bubble formation is

$$E_{bl} \approx \max(4E_c, E_r), \quad (2)$$

where $E_r = mc\omega/e$ is the relativistic field threshold [15]. At 1GHz, we have $E_r \approx 10.7\text{MV/m}$ and $E_{bl} \approx 11E_r \approx 120\text{MV/m}$, which is highly relativistic. Equation (2) clearly shows that the field needs to be greater than E_c to efficiently accelerate electrons, and reach the relativistic regime to completely expel electrons by a relativistic pondermotive force [30]. Surprisingly, E_r matches with E_c to make the bubble formation possible.

In Fig. 3, we take $n_0 = 4n_c$ and a microwave field of 310MV/m, and let $t = 0$ when the field touches the plasma. The radiation pressure first pushes electrons to pile up into a semicircular shell and leaves a low-density region at the rear. As the field is reflected by the front shell, peripheral electrons return to the low-density region and close up the cavity. The field gets trapped and then evolves into a standing-wave mode. At $t \approx 8\text{ns}$, a stable bubble forms about 40cm deep into the plasma, and it is circular and motionless. Heavy ions are slowly pulled out by the charge separation field.

In Figs. 3a and 3b, snapshots at $t = 18\text{ns}$ show that the fields take on a half-cycle standing wave pattern, elec-

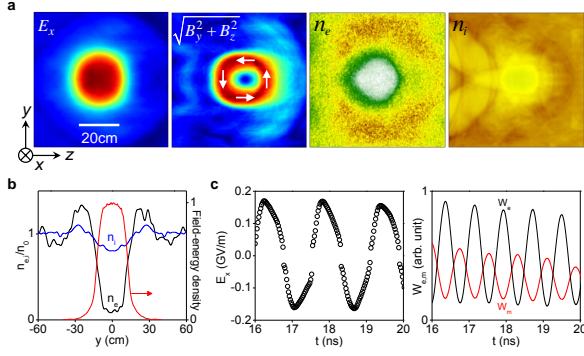


FIG. 3: **PIC results of microwave bubble formation.** a, Snapshots of the electric field E_x , magnetic field $\sqrt{B_y^2 + B_z^2}$, electron density n_e , and ion density n_i of the microwave bubble at $t = 18$ ns. White arrows mark the magnetic field direction. b, Field energy density and plasma density versus y across the bubble centre. c, Evolution of the electric field, electric field energy W_e , and magnetic field energy W_m in the bubble.

trons are almost emptied, and ions are partially evacuated. The electrostatic force between electrons and ions is balanced by the radiation pressure $\varepsilon_0 E^2/4 \approx 64 \text{ kPa}$, where $E = 170 \text{ MV/m}$ is the standing wave amplitude. The periodic conversion between electric and magnetic energies in Fig. 3c confirms the standing wave mode. The confined field oscillates with a longer period of 1.6 ns. This redshift is caused by the Doppler effect and self-phase modulation [31]. The cavity diameter is about 24 cm, half of the wavelength of the trapped field.

For a ball shape, the confined field energy in Fig. 3b is about 800 J. Tuning the microwave field, the trapped field energy ranges from 200 J to 1500 J in the bubble. Finally, we check the bunch parameters for giving the threshold field E_{bl} . For the case in Fig. 2, we get $n_{b0} \approx 3.7 \times 10^{11} \text{ cm}^{-3}$ and $N_b \approx 3.7 \times 10^{14}$.

Explanation of the diverse properties

The properties of ball lightning [2–5] are summarized from about 5000 published reports.

Site of occurrence. As shown in Fig. 2, a planar surface is necessary for microwave generation at least with a size of ball lightning, which can be easily fulfilled in reality. Microwave emission is also affected by the ground reflectivity \mathcal{R} . The soil permittivity ε increases with its moisture m_s [32]. At 1 GHz, we get $\varepsilon|_{m_s=20\%} \approx 8.4 - 2.2i$ and $\varepsilon|_{m_s=60\%} \approx 48 - 10i$, which correspond to $\mathcal{R} \approx 25\%$ and 56% , respectively. Rainfall can lead to $m_s > 60\%$ [33] and thus is favorable for the ball lightning formation. As stated by Stenhoff [4], more than 50% of reports show that medium or heavy rainfall happens before the observation. Moreover, there is $\mathcal{R} \approx 65\%$ for either pure or sea water [34]. Indeed, there are 18 reports at sea [2] and a few reports over rivers [2, 4]. Certainly, metal holds the highest chance of ball formation due to $\mathcal{R} \approx 1$.

Relation to lightning channels. The lightning channel refers to the bright return stroke occurring after the stepped leader attaches with a positive leader rising from

the ground. The starting place of this positive leader would be the lightning strike point. We show that ball lightning is caused by the stepped leader, which is invisible with the naked eye. The stepped leader and its mirror charge underground establish a dark channel for electron acceleration and avalanche. Obviously, the ball formation site is unrelated to the lightning strike point. Their separation should be within one step length of tens of meters typically. This successfully explains the reports where ball lightning does not form near the lightning channel or strike point [4].

Appearance in aircraft. First, the electron energy 7.3 MeV is independent of the air density, i.e. altitude [16]. When lightning strikes an aircraft, the same bunch is presumably produced and enters the aircraft with an energy loss of $\sim 2 \text{ MeV}$ due to the $\sim 0.6 \text{ cm}$ aluminium skin [35]. Second, transition radiation [24] is not sensitive to the energy of the relativistic electrons, and its efficiency from the electron emerging surface of the medium is almost the same as the reflection side discussed above. Therefore, the same intense microwave will arise inside the aircraft and form ball lightning there. In the same manner, ball lightning can appear in enclosed rooms.

Permeation through glass plates. Ball lightning is observed to enter rooms by passing through closed glass windows. In interference experiments of low-power microwave in metal cavity [36], generated fireballs in air are observed to pass through a 3 mm ceramic plate intact. This is a direct result of the ability of microwave passage across dielectrics. The microwave bubble resembles a laser cavity. According to laser theory [37], the internal standing wave will not be disturbed if a glass plate ($\sim 5 \text{ mm}$) is much thinner than the wavelength of microwave.

Shape. By dimensional analysis [15], the microwave bubble of Fig. 3 in reality should be ball-shaped as its counterpart in laser experiments [13, 14]. The full trapping of the field in Fig. 2 can account for the 62 ring-shaped ball lightning reports [2].

Size. Ball lightning has a common diameter of 20–50 cm [4]. Our theory shows that the diameter of microwave bubbles approximately equals the bunch length in the direction of motion. The avalanche length L is 7–30 cm near the ground [17], which should support the generation of tens of cm long bunches.

Sound. Hissing, buzzing or fluttering sounds from ball lightning have been reported, which can be perfectly explained by the microwave hearing effect [38, 39]. At 0.1 mJ/cm^2 , a microwave pulse (microsecond or shorter) at 0.2–3 GHz can induce an audible sound wave. The sound can only be heard by persons whose heads are irradiated by the microwave, and has been described as a hiss, buzz or knocking. Therefore, ball lightning can be silent during its lifetime. In Jennison’s sighting [40], he was only 0.5 m from a cruising ball, and did not report any noise.

Spark. Ball lightning sometimes emits sparks, which can be caused by the ejection of charged particles along

the electric field. Especially, the sparks are toward opposite directions in two reports [2], which agrees with the linear polarization of standing wave in the bubble.

Spectrum. Recently, Cen *et al.* [41] recorded an optical spectrum of ball lightning. The spectrum contains emission lines of atoms in air and soil. Interestingly, the spectral intensities of O and N atoms oscillate at 100Hz, twice the frequency of the adjacent power lines (35kV, 50Hz). The latter is only 20m from the ball and can produce a 50Hz electric field of $\sim 1\text{V/cm}$ [42] at the ball. This field can induce electron drift on the ball surface with an amplitude about tens of cm. This drift motion can perturb the spectral emission in the plasma shell. Then, the spectral intensity should be independent of drift direction and varies at 100Hz. The ball is attached to the soil on a hillside, where electrons cannot feel the oscillating field due to the screening effect. Thus, Si, Fe and Ca in soil glow steadily [41].

Odour. Ionized air can produce O_3 and NO_2 [5, 43], both of which have an acrid smell.

Decay. The microwave bubble decays silently once the internal radiation is exhausted. When it is strongly disturbed or pierced by a conductor, the leaking radiation can launch a shock wave like an explosion [11].

Injury and damage. Most reported injuries and damages can readily be attributed to ordinary lightning [2, 4]. However, Stenhoff [4] noticed that some superficial burns are difficult to explain. In the Smethwick event [4], the female witness did not get an electric shock but felt a burning heat all over. Wooding [44] estimated that she received 250J whole-body ionizing radiation, which can be due to the electrons from the stepped leader and also be responsible for the redness on her hand and legs. She heard a sound of knocking-like rattle from the microwave hearing effect. Her legs were numbed, which can be due to nerve damage by the microwave at 0.1J/cm^2 [45]. When she brushed the ball away with her hand, the ring was burning into her finger. Wooding calculated that this rapid heating would need a resonant microwave at 1GHz with an field of $\sim 1\text{MV/m}$, which agrees well with our model. Others [46] reported skin redness, vomiting and loss of hair, which are typical results of ionizing radiation [47]. In the Shanxi event [48], computers are damaged by an exploded ball indoors as a direct result of intense microwave radiation [45].

Motion. Near the ground, ball lightning moves mostly horizontally at about 2m/s [2] and usually travels with the wind [3]. A light breeze typically at $1.5\text{--}3\text{m/s}$ [49] can account for this motion speed. However, air convection will raise the ball if the background air is heated up by the ionized plasmas. Assuming a constant heat power of 100W, we obtain a convection speed 23cm/s for the ball of size 30cm. Thus, the upward motion is not notable compared with the horizontal motion. Several models [2, 4] speculate that the ball could take a positive charge due to the greater mobility of electrons compared with ions. The charged ball can further resist the buoyancy or air convection by an attractive force from its mirror

charge underground. Moreover, like a charged particle self-accelerating into an open waveguide [50], the ball can enter rooms through chimneys.

Lifetime. The typical lifetime of ball lightning is 1-5 seconds. Statistical analysis [51] shows that increase in humidity decreases the lifetime of the ball, which can be due to microwave absorption by vapour. Experiments [52] show that fireballs in air produced by a 5kW, 2.45GHz microwave can last for $\sim 0.5\text{s}$ after the source is turned off. Our self-organized microwave bubble can have the same potential to persist for a scale of seconds. Zheng [11] quantitatively calculated that hundreds of joule microwaves can maintain the plasma shell of the bubble for a few seconds. Air plasmas continuously depleted by recombination are refilled by microwave heating. Non-neutral plasmas shown in Fig. 3b can further resist the recombination loss.

We need to obtain a more convincing depletion rate of the microwave, find a balance among the radiation pressure, electrostatic force of the non-neutral plasmas, and air resistance or pressure felt by the plasma shell, calculate the luminosity and net charge of the bubble, and check whether the bubble can keep the constant appearance throughout its lifespan. These studies rely on a precise knowledge of the plasma shell, which should consider the ionizing process of air and chemical reactions [21] in air plasmas.

Experimental suggestions and conclusions

Experiments are required to verify our theory. First, forming a microwave bubble in laboratory will need hundreds of gigawatt microwave, which is one order of magnitude higher than the manmade sources. As stated in Ref. [45], it is technically feasible to enhance current microwave devices to 100GW. Alternatively, one can adopt a high-power electron beam [53] to directly simulate the mechanism proposed in Fig. 1. Second, on the lightning research, we suggest to detect microwave radiation at GHz near a lightning strike point. We already show that trans-ionospheric and sub-ionospheric pulse pairs from lightning are caused by the same radiation mechanism [54] (or see <http://arxiv.org/abs/1411.4784v1>), which supplies a physical evidence of our theory. On attempts to create ball lightning by rocket-triggered lightning [55], we propose to use ungrounded wires [5] rather than grounded ones because ball lightning is thought to be only related to the stepped leader. Finally, for in situ investigation of ball lightning, we suggest to look for evidence of high-flux energetic electrons.

In conclusion, starting with a reasonable assumption on the electron bunch, we construct a self-consistent theory on the microwave generation and ball lightning formation. The theory successfully explains many properties of ball lightning. For the first time, we reveal that ball lightning is an alarm signal of the existence of ultrastrong microwaves and abundantly hazardous electrons near the ground or aircraft. This result is of great significance for lightning protection and aviation safety. Moreover, it is hoped that our work will stimulate research activities in

relativistic microwave physics and technology, an unexplored area.

Acknowledgments

This work was supported by the Thousand Youth Talents Plan, NSFC (No. 11374262), and Fundamental Re-

search Funds for the Central Universities. We thank W. M. Wang and S. M. Weng for discussions on collisional PIC, Z. H. Wang for instruction in laser cavities, and M. Y. Yu for helpful comments.

-
- [1] Arago, F. *Annuaire au Roi par le Bureau des Longitudes, Notices Scientifiques* p. 221 (1838).
 - [2] Singer, S. *The nature of ball lightning* (Plenum, New York, 1971).
 - [3] Barry, J. D. *Ball lightning and bead lightning: Extreme forms of atmospheric electricity* (Plenum, New York, 1980).
 - [4] Stenhoff, M. *Ball lightning: An unsolved problem in atmospheric physics* (Kluwer Academic and Plenum Publishers, New York, 1999).
 - [5] Rakov, V. A. & Uman, M. A. *Lightning: Physics and effects* (Cambridge University Press, Cambridge, 2003).
 - [6] Ball, P. *Physics* **7**, 5 (2014).
 - [7] Dijkhuis, G. C. *Nature* **284**, 150 (1980).
 - [8] Lodge, O. J. *Lightning conductors and lightning guards* (Whittaker and Co. and Bell and Sons, London, 1892).
 - [9] Kapitza, P. L. On the nature of ball lightning. *Doklady Acad.* **101**, 245 (1955).
 - [10] Dawson, G. A. & Jones, R. C. *Pure Appl. Geophys.* **75**, 247 (1969).
 - [11] Zheng, X.-H. *Phys. Lett. A* **148**, 463 (1990).
 - [12] Naumova, N. M. *et al. Phys. Rev. Lett.* **87**, 185004 (2001).
 - [13] Sarri, G. *et al. Phys. Plasmas* **18**, 080704 (2011).
 - [14] Sylla, F. *et al. Phys. Rev. Lett.* **108**, 115003 (2012).
 - [15] Wu, H.-C. *arxiv-1104.3163* (2011).
 - [16] Dwyer, J. R. & Uman, M. A. *Phys. Rep.* **534**, 147 (2014).
 - [17] Dwyer, J. R., Smith, D. M. & Cummer, S. A. *Space Sci. Rev.* **173**, 133 (2012).
 - [18] Moore, C. B. *et al. W. Geophys. Res. Lett.* **28**, 2141 (2001).
 - [19] Dwyer, J. R. *et al. Geophys. Res. Lett.* **32**, L01803 (2005).
 - [20] Howard, J. *et al. J. Geophys. Res.* **115**, D06204 (2010).
 - [21] Moss, G. D. *et al. J. Geophys. Res.* **111**, A02307 (2006).
 - [22] Gurevich, A. V. *Sov. Phys. JETP* **12**, 904 (1961).
 - [23] Gurevich, A. V., Milikh, G. M. & Roussel-Dupre, R. A. *Phys. Lett. A* **165**, 463 (1992).
 - [24] Landau, L. D. & Lifshitz, E. M. *Electrodynamics of continuous media* (Pergamon, Oxford, 1984).
 - [25] Happek, U., Sievers, A. J. & Blum, E. B. *Phys. Rev. Lett.* **67**, 2962 (1991).
 - [26] Jackson, J. D. *Classical electrodynamics* (Wiley, New York, 1975).
 - [27] Casalbuoni, S. *et al. Phys. Rev. ST Accel. Beams* **12**, 030705 (2009).
 - [28] Wu, H.-C. & Meyer-ter-Vehn, J. *Nature Photon.* **6**, 304 (2012).
 - [29] Kruer, W. L. *The physics of laser plasma interactions* (Addison-Wesley Publishing Company, California, 1988).
 - [30] Sun, G. Z. *et al. Phys. Fluids* **30**, 526 (1987).
 - [31] Watts, I. *et al. Phys. Rev. E* **66**, 036409 (2002).
 - [32] Hallikainen, M. T. *et al. IEEE Trans. Geosci. Remote Sensing* **GE-23**, 25 (1985).
 - [33] Xu, Q. *et al. Hydrol. Process.* **26**, 3800 (2012).
 - [34] Meissner, T. & Wentz, F. J. *IEEE Trans. Geosci. Remote Sensing* **42**, 1836 (2004).
 - [35] Dwyer, J. R. *et al. J. Geophys. Res.* **115**, D09206 (2010).
 - [36] Ohtsuki, Y. H. & Ofuruton, H. *Nature* **350**, 139 (1991).
 - [37] Siegman, A. E. *Lasers* (University Science Books, Mill Valley, CA, 1986).
 - [38] Frey, A. H. J. *App. Physio.* **17**, 689 (1962).
 - [39] Lin, J. C. & Wang Z. *Health Phys.* **92**, 621 (2007).
 - [40] Jennison, R. C. *Nature* **224**, 895 (1969).
 - [41] Cen, J., Yuan, P. & Xue, S. *Phys. Rev. Lett.* **112**, 035001 (2014).
 - [42] Tzinevrakis, A., Tsanakas, D. & Mimos, E. 51st Internationales Wissenschaftliches Kolloquium, Technische Universitaet Ilmenau. Sept. 11 (2006).
 - [43] Petit, Y. *et al. Appl. Phys. Lett.* **97**, 021108 (2010).
 - [44] Wooding, E. R. *Nature* **262**, 379 (1976).
 - [45] Benford, J., Swegle, J. A. & Schamiloglu, E. *High power microwaves* (Taylor and Francis, New York, 2007).
 - [46] Shmatov M. L. *J. Plasma Phys.* **72**, 277 (2006).
 - [47] Mettler, F. A. & Upton A. C. *Medical effects of ionizing radiation* (Elsevier, USA, 2008).
 - [48] On 5 Aug. 2014, during a thunderstorm, a red ball of fire 40cm in diameter was witnessed entering an office through an open window at the local Water Conservancy Bureau in Xinjiang, Shanxi Province, China. The ball lasted for less than one second and then exploded loudly. Five computers in the room were damaged. (Shanxi Daily, 8 Aug. 2014, reporter: Xiaoming Zhang).
 - [49] <http://www.rmets.org/weather-and-climate/observing/beaufort-scale>.
 - [50] Tyukhtin, A. V. *Phys. Rev. ST Accel. Beams* **17**, 021303 (2014).
 - [51] Amirov, A. K. & Bychkov, V. L. *Proceedings: 5th International Symposium on Ball Lightning* p. 42 (1997).
 - [52] Ofuruton, H. *et al. J. Geophys. Res.* **106**, 12367 (2001).
 - [53] Humphries, S. *Charged particle beams* (Dover, USA, 2013).
 - [54] Wu, H.-C. *An explanation for trans-ionospheric and sub-ionospheric pulse pairs from lightning*. The 1st International Symposium on Lightning and Storm Related Phenomena (Aurillac, France, July 2-3, 2015).
 - [55] Hill, J. D. *et al. J. Atmos. Solar-Terr. Phys.* **72**, 913-925 (2010).