

# On the Lattice Packings and Coverings of the Plane with Convex Quadrilaterals

Ktrati Sriamorn

March 3, 2022

## Abstract

It is well known that the lattice packing density and the lattice covering density of a triangle are  $\frac{2}{3}$  and  $\frac{3}{2}$  respectively [3]. We also know that the lattices that attain these densities both are unique. Let  $\delta_L(K)$  and  $\vartheta_L(K)$  denote the lattice packing density and the lattice covering density of  $K$ , respectively. In this paper, I study the lattice packings and coverings for a special class of convex disks, which includes all triangles and convex quadrilaterals. In particular, I determine the densities  $\delta_L(Q)$  and  $\vartheta_L(Q)$ , where  $Q$  is an arbitrary convex quadrilateral. Furthermore, I also obtain all of lattices that attain these densities. Finally, I show that  $\delta_L(Q)\vartheta_L(Q) \geq 1$  and  $\frac{1}{\delta_L(Q)} + \frac{1}{\vartheta_L(Q)} \geq 2$ , for each convex quadrilateral  $Q$ .

## 1 Introduction and preliminaries

An  $n$ -dimensional *convex body* is a compact convex subset of  $\mathbb{R}^n$  with an interior point. A 2-dimensional convex body is called a *convex disk*. The  $n$ -dimension measure of a set  $S$  will be denoted by  $|S|$ . The closure and the interior of  $S$  will be denoted by  $\bar{S}$  and  $Int(S)$ , respectively. The cardinality of  $S$  is denoted by  $card\{S\}$

For any  $n$  independent vectors  $\mathbf{v}_1, \dots, \mathbf{v}_n$  in  $\mathbb{R}^n$ , the *lattice* generated by  $\mathbf{v}_1, \dots, \mathbf{v}_n$  is the set of vectors

$$\{k_1\mathbf{v}_1 + \dots + k_n\mathbf{v}_n : k_1, \dots, k_n \text{ are integers}\},$$

denoted by  $\mathcal{L}(\mathbf{v}_1, \dots, \mathbf{v}_n)$ .

A family  $\mathcal{F} = \{K_1, K_2, \dots\}$  of convex bodies is called a *covering* of a domain  $D \subseteq \mathbb{R}^n$  provided  $D \subseteq \bigcup_i K_i$ , and call  $\mathcal{F}$  a *packing* of  $D$  if the interiors are mutually disjoint and  $\bigcup_i K_i \subseteq D$ . A family  $\mathcal{F}$  which is both a packing and a covering of  $D$  is called a *tiling* of  $D$ . Any compact set which admits a tiling of  $\mathbb{R}^n$  is called a *tile*.

The *upper* and *lower density* of a family  $\mathcal{F} = \{K_1, K_2, \dots\}$  of convex bodies with respect to a bounded domain  $D$  are defined as

$$d_+(\mathcal{F}, D) = \frac{1}{|D|} \sum_{K \in \mathcal{F}, K \cap D \neq \emptyset} |K|,$$

and

$$d_-(\mathcal{F}, D) = \frac{1}{|D|} \sum_{K \in \mathcal{F}, K \subset D} |K|.$$

We define the *upper* and *lower density* of the family  $\mathcal{F}$  by

$$d_+(\mathcal{F}) = \limsup_{r \rightarrow \infty} d_+(\mathcal{F}, rB^n),$$

and

$$d_-(\mathcal{F}) = \liminf_{r \rightarrow \infty} d_-(\mathcal{F}, rB^n),$$

where  $B^n$  denotes the unit ball in  $\mathbb{R}^2$ , centered at the origin.

The *packing density*  $\delta(K)$  of convex body  $K$  is defined by the formula

$$\delta(K) = \sup_{\mathcal{F}} d_+(\mathcal{F}),$$

the supremum being taken over all packings  $\mathcal{F}$  of  $\mathbb{R}^n$  with congruent copies of  $K$ . The *covering density*  $\vartheta(K)$  of convex body  $K$  is defined by the formula

$$\vartheta(K) = \inf_{\mathcal{F}} d_-(\mathcal{F}),$$

the infimum being taken over all coverings  $\mathcal{F}$  of  $\mathbb{R}^n$  with congruent copies of  $K$ .

One may consider arrangements of translated copies of  $K$  only, or just lattice arrangements of translates of  $K$ . In these cases, the corresponding densities assigned to  $K$  by analogous definitions are: the *translative* packing and covering density of  $K$ , denoted by  $\delta_T(K)$  and  $\vartheta_T(K)$ , and the *lattice* packing and covering density of  $K$ , denoted by  $\delta_L(K)$  and  $\vartheta_L(K)$ , respectively.

Let  $K$  be an  $n$ -dimensional convex body. Suppose that  $x \in \mathbb{R}^n$  and  $X$  is a discrete subset of  $\mathbb{R}^n$ , we define  $K + x = \{y + x : y \in K\}$ , and denote by  $K + X$  the family  $\{K + x\}_{x \in X}$ .

An *optimal packing lattice* of  $K$  is a lattice  $\Lambda$  which  $K + \Lambda$  is a packing of  $\mathbb{R}^n$  with density  $\delta_L(K)$ . Denote by  $\Delta(K)$  the collection of all optimal packing lattice of  $K$ . Similarly, An *optimal covering lattice* of  $K$  is a lattice  $\Lambda$  which  $K + \Lambda$  is a covering of  $\mathbb{R}^n$  with density  $\vartheta_L(K)$ . Denote by  $\Theta(K)$  the collection of all optimal covering lattice of  $K$ .

Let  $\mathcal{K}^n$  denote the collection of all  $n$ -dimensional convex bodies. Let  $K_1 + K_2$  denote the *Minkowski sum* of  $K_1$  and  $K_2$  defined by

$$K_1 + K_2 = \{x_1 + x_2 : x_i \in K_i\},$$

let  $\|\cdot\|^*$  denote the *Hausdorff metric* on  $\mathcal{K}^n$  defined by

$$\|K_1, K_2\|^* = \min\{r : K_1 \subset K_2 + rB^n, K_2 \subset K_1 + rB^n\},$$

and let  $\{\mathcal{K}^n, \|\cdot\|^*\}$  denote the space of  $\mathcal{K}^n$  with metric  $\|\cdot\|^*$ . It is easy to see that, for  $\lambda_i \in \mathbb{R}$  and  $K_i \in \mathcal{K}^n$ ,

$$\lambda_1 K_1 + \lambda_2 K_2 + \cdots + \lambda_m K_m \in \mathcal{K}^n.$$

In certain sense, the space  $\mathcal{K}^n$  has linear structure. Blaschke selection theorem guarantees the local compactness of  $\{\mathcal{K}^n, \|\cdot\|^*\}$ . It is easy to show that all

$\delta(K), \delta_T(K), \delta_L(K), \vartheta(K), \vartheta_T(K)$  and  $\vartheta_L(K)$  are bounded continuous functions defined on  $\{\mathcal{K}^n, \|\cdot\|^*\}$ .

Define  $\omega : \mathcal{K}^2 \rightarrow \mathbb{R}^2$  by  $\omega(K) = (\delta(K), \vartheta(K))$  for every  $K \in \mathcal{K}^2$ . By continuity of each of the real-valued functions  $\delta$  and  $\vartheta$ , the function  $\omega$  is continuous. Let  $\Omega = \omega(\mathcal{K}^2)$ . Similarly, we can define the sets  $\Omega_T$  and  $\Omega_L$  by replacing the function  $\omega = (\delta, \vartheta)$  by  $\omega_T = (\delta_T, \vartheta_T)$  and by  $\omega_L = (\delta_L, \vartheta_L)$ , respectively.

Since the Minkowski sum of two *centrally symmetric* sets is a centrally symmetric set, the analogous statements hold for the space  $\mathcal{C}^n$  of centrally symmetric  $n$ -dimensional convex bodies, and to the corresponding sets  $\Omega^* = \omega(\mathcal{C}^2)$ ,  $\Omega_T^* = \omega_T(\mathcal{C}^2)$  and  $\Omega_L^* = \omega_L(\mathcal{C}^2)$ . It is well known that  $\vartheta_T(C) = \vartheta_L(C)$ , for all centrally symmetric convex disks  $K$  [4]. This immediately follows that  $\Omega_T^* = \Omega_L^*$ .

The question of describing explicitly the sets  $\Omega, \Omega_T, \Omega_L, \Omega^*$ , and  $\Omega_L^*$  remains open. In 2001 Ismailescu [7] proved that for each centrally symmetric convex disk  $C$ ,

$$1 - \delta_L(C) \leq \vartheta_L(C) - 1 \leq \frac{5}{4} \sqrt{1 - \delta_L(C)}.$$

These inequalities can be expressed as : the set  $\Omega_L^* = \Omega_T^*$  lies between the line  $x + y = 2$  and the curve  $y = 1 + \frac{5}{4} \sqrt{1 - x}$ . A recent paper of Ismailescu and Kim [8] showed that  $\delta_L(C)\vartheta_L(C) \geq 1$  for every centrally symmetric convex disk  $K$ , which is stronger than Ismailescu's inequality  $\delta_L(C) + \vartheta_L(C) \geq 2$  mentioned above. It is still unknown whether these inequalities hold for any (non-symmetric) convex disks. However, I will show later that these inequalities hold for convex quadrilaterals.

We note that if one can prove that the inequality  $\frac{1}{\delta_L(C)} + \frac{1}{\vartheta_L(C)} \leq 2$  holds for every *centrally symmetric* convex disk  $C$ , this would represent an improvement over the inequality  $\delta_L(C)\vartheta_L(C) \geq 1$ . Unfortunately, this still is an open problem. In general case (not necessarily symmetrical), it is obvious that there exist convex disks  $K$  such that the inequality  $\frac{1}{\delta_L(K)} + \frac{1}{\vartheta_L(K)} \leq 2$  does not hold. In fact,  $\frac{1}{\delta_L(T)} + \frac{1}{\vartheta_L(T)} = \frac{3}{2} + \frac{2}{3} > 2$ , for triangles  $T$ . Moreover, we will see later in this paper that  $\frac{1}{\delta_L(Q)} + \frac{1}{\vartheta_L(Q)} \geq 2$ , for every convex quadrilaterals  $Q$ .

Let  $f(x)$  be a convex and non-increasing continuous function with  $f(0) = 1$  and  $f(1) \geq 0$ . Throughout this paper, we define the convex disk

$$K_f = \{(x, y) : 0 \leq x \leq 1, 0 \leq y \leq f(x)\}.$$

Denote by  $C_f$  the curve  $\{(x, f(x)) : 0 < x < 1\} \cup \{(1, y) : 0 < y \leq f(1)\}$ .

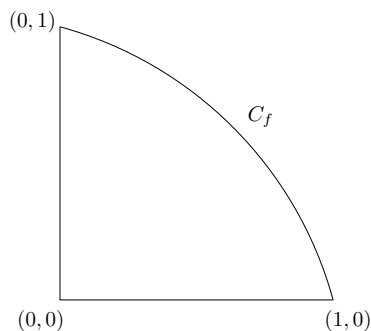


Figure 1:  $K_f$

A very recent paper of Xue and Kirati [10] proved the following result

**Theorem 1.1.**  $\vartheta_T(K_f) = \vartheta_L(K_f)$ .

## 2 Main Results

Let  $K_{x,y}$  denote the quadrilateral with vertices  $(0, 1)$ ,  $(0, 0)$ ,  $(1, 0)$  and  $(x, y)$ . Denote by  $D$  the set of all points  $(x, y)$  that satisfy  $0 \leq x \leq y \leq 1$  and  $x + y \geq 1$ . Let  $Q$  be an arbitrary convex quadrilateral. One can easily show that there exists  $(x, y) \in D$  such that  $Q$  and  $K_{x,y}$  are affinely equivalent.

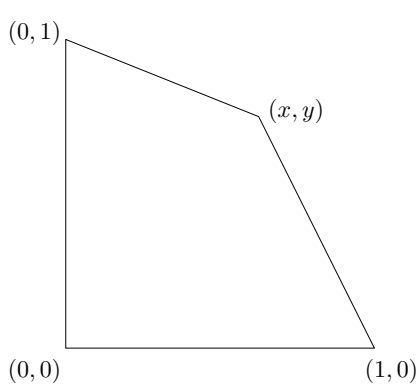


Figure 2:  $K_{x,y}$

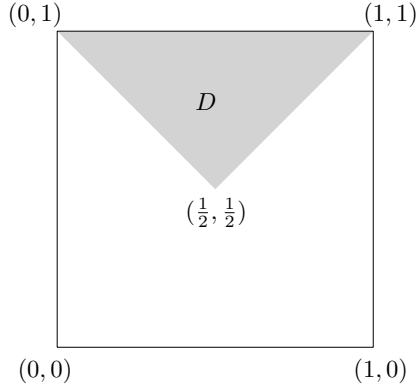


Figure 3:  $D$

It is well known that  $\delta_L$  and  $\vartheta_L$  are affinely invariant. In order to determine  $\delta_L(Q)$ ,  $\vartheta_L(Q)$ ,  $\Delta(Q)$  and  $\Theta(Q)$ , we may assume, without loss of generality, that  $Q = K_{x,y}$ , where  $(x, y) \in D$ . We define

$$\delta_L(x, y) = \delta_L(K_{x,y}), \quad \vartheta_L(x, y) = \vartheta_L(K_{x,y}),$$

and

$$\Delta(x, y) = \Delta(K_{x,y}), \quad \Theta(x, y) = \Theta(K_{x,y}).$$

The main results are as follows

**Theorem 2.1.** *Suppose that  $(x, y) \in D$ , then*

$$\delta_L(x, y) = \frac{2y(x+y)}{4y+x-1}$$

and

$$\vartheta_L(x, y) = \begin{cases} \frac{3(x+y)(1-x)}{2y} & x \leq \frac{1}{3}, \\ \frac{2(x+y)}{y(1+3x)} & x \geq \frac{1}{3} \text{ and } y \geq \frac{2}{3}, \\ \frac{(x+y)(4(1-x)(1-y)-xy)}{2(x(1-x)+y(1-y)-xy)} & y < \frac{2}{3}. \end{cases}$$

**Theorem 2.2.** *Suppose that  $(x, y) \in D$ , then*

$$\Delta(x, y) = \begin{cases} \{\mathcal{L}((0, 1), (1, t)), \mathcal{L}((t, 1), (1, 0)) : t \in (0, 1)\} & x = y = 1, \\ \left\{ \mathcal{L}\left(\left(\frac{y-1}{2y}, 1\right), \left(\frac{3y-1}{2y}, \frac{1}{2}\right)\right), \right. \\ \quad \left. \mathcal{L}\left(\left(-\frac{1}{2}, 1\right), \left(\frac{1}{2}, \frac{3y-1}{2y}\right)\right) \right\} & \frac{1}{2} < x = y < 1, \\ \left\{ \mathcal{L}\left(\left(\frac{x-1}{2y}, 1\right), \left(1 - \frac{1-x}{2y}, \frac{1}{2}\right)\right) \right\} & \text{otherwise,} \end{cases}$$

and

$$\Theta(x, y) = \begin{cases} \left\{ \mathcal{L} \left( \left( -\frac{1}{3}, \frac{2y}{3(1-x)} \right), \left( \frac{1}{3}, \frac{y}{3(1-x)} \right) \right) \right\} & x \leq \frac{1}{3}, \\ \left\{ \mathcal{L} \left( \left( \frac{x-1}{2}, y \right), \left( x, \frac{y}{2} \right) \right) \right\} & \frac{1}{3} < x < y, \frac{2}{3} \leq y, \\ \left\{ \mathcal{L} \left( \left( \frac{y(1+y-2x)-2(1-x)^2}{4(1-x)(1-y)-xy}, \frac{(2-y)(1-x)-y^2}{4(1-x)(1-y)-xy} \right), \right. \right. \\ \quad \left. \left. \left( \frac{x(2(1-x)-y)}{4(1-x)(1-y)-xy}, \frac{y(2(1-y)-x)}{4(1-x)(1-y)-xy} \right) \right) \right\} & y < \frac{2}{3}, \\ \left\{ \mathcal{L} \left( \left( \frac{y-1}{2}, y \right), \left( y, \frac{y}{2} \right) \right), \mathcal{L} \left( \left( -\frac{y}{2}, \frac{1+y}{2} \right), \left( \frac{y}{2}, y \right) \right) \right\} & \frac{2}{3} < x = y < 1, \\ \left\{ \mathcal{L} \left( \left( -\frac{t}{2}, \frac{1+t}{2} \right), (1-t, t) \right) : t \in \left[ \frac{1}{3}, \frac{2}{3} \right] \right\} & x = y = \frac{2}{3}, \\ \left\{ \mathcal{L}((0, 1), (1, t)), \mathcal{L}((t, 1), (1, 0)) : t \in (0, 1] \right\} & x = y = 1. \end{cases}$$

**Corollary 2.3.** *Suppose that  $(x, y) \in D$ , then*

$$\text{card}\{\Delta(x, y)\} = \begin{cases} \mathfrak{c} & x = y = 1 \\ 2 & \frac{1}{2} < x = y < 1, \\ 1 & \text{otherwise,} \end{cases}$$

and

$$\text{card}\{\Theta(x, y)\} = \begin{cases} \mathfrak{c} & x = y = \frac{2}{3} \text{ or } x = y = 1, \\ 2 & \frac{2}{3} < x = y < 1, \\ 1 & \text{otherwise,} \end{cases}$$

where  $\mathfrak{c}$  is the cardinality of the real numbers.

**Corollary 2.4.** *For every convex quadrilaterals  $Q$ , we have*

$$\delta_L(Q)\vartheta_L(Q) \geq 1$$

and

$$\frac{1}{\delta_L(Q)} + \frac{1}{\vartheta_L(Q)} \geq 2.$$

**Corollary 2.5.** *For every convex quadrilaterals  $Q$ , we have*

$$\delta_L(Q) + \vartheta_L(Q) \geq 2$$

and

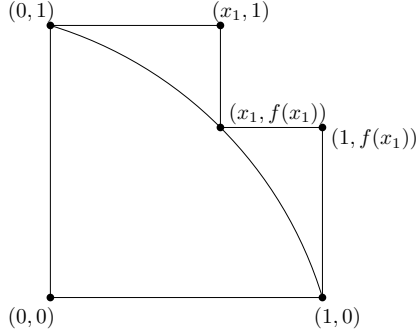
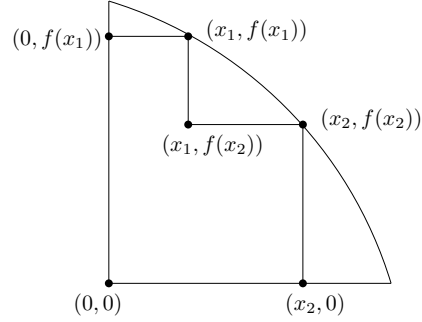
$$\vartheta_L(Q) \leq 1 + \frac{5}{4}\sqrt{1 - \delta_L(Q)}.$$

*Remark 2.1.* It is well known that  $\delta_T(K) = \delta_L(K)$ , for every convex disks  $K$  (see [2] or [5]). Furthermore, according to Theorem 1.1, we know that  $\vartheta_T(Q) = \vartheta_L(Q)$ , for each convex quadrilateral  $Q$ . Therefore, the above statements also hold for  $\delta_T$  and  $\vartheta_T$ .

### 3 The lattice packings and coverings of $K_f$

In this section, for convenience, we assume that  $K_f$  is not a unit square.

For any real numbers  $x, x', y, y'$ , let  $L(x, y, x', y')$  denote the line segment between  $(x, y)$  and  $(x', y')$ . Suppose that  $0 \leq x \leq 1$ , denote by  $S^f(x)$  the polygon bounded by  $L(0, 0, 0, 1)$ ,  $L(0, 1, x, 1)$ ,  $L(x, 1, x, f(x))$ ,  $L(x, f(x), 1, f(x))$ ,


 Figure 4:  $S^f(x_1)$ 

 Figure 5:  $S_f(x_1, x_2)$ 

$L(1, f(x), 1, 0)$  and  $L(1, 0, 0, 0)$ . For  $0 \leq x_1 \leq x_2 \leq 1$ , denote by  $S_f(x_1, x_2)$  the polygon bounded by  $L(0, 0, 0, f(x_1))$ ,  $L(0, f(x_1), x_1, f(x_1))$ ,  $L(x_1, f(x_1), x_1, f(x_2))$ ,  $L(x_1, f(x_2), x_2, f(x_2))$ ,  $L(x_2, f(x_2), x_2, 0)$  and  $L(x_2, 0, 0, 0)$ .

Define

$$A^f = \min\{|S^f(x)| : 0 \leq x \leq 1\},$$

and

$$A_f = \max\{|S_f(x_1, x_2)| : 0 \leq x_1 \leq x_2 \leq 1\}.$$

Let

$$\mathcal{X}^f = \{x : 0 \leq x \leq 1, |S^f(x)| = A^f\},$$

and

$$\mathcal{X}_f = \{(x_1, x_2) : 0 \leq x_1 \leq x_2 \leq 1, |S_f(x_1, x_2)| = A_f\}.$$

The paper of Xue and Kirati [10] showed that

**Theorem 3.1.**  $\vartheta_T(K_f) = \vartheta_L(K_f) = \frac{|K_f|}{A_f}$ .

Furthermore, from the results of the paper, we can also deduce that

**Lemma 3.2.** *For any (2-dimension) lattice  $\Lambda$ , if  $\Lambda \in \Theta(K_f)$  (i.e.,  $K_f + \Lambda$  is a covering of  $\mathbb{R}^2$  with density  $\vartheta_L(K_f)$ ), then there exist  $0 \leq x_1 \leq x_2 \leq 1$  such that  $S_f(x_1, x_2) \subset K_f$ ,  $S_f(x_1, x_2) + \Lambda$  is a tiling of  $\mathbb{R}^2$ , and  $|S_f(x_1, x_2)| = A_f$*

For any  $0 \leq x_1 \leq x_2 \leq 1$ , it is easy to see that  $S_f(x_1, x_2) + \mathcal{L}((x_1 - x_2, f(x_1)), (x_1, f(x_2)))$  is a tiling of  $\mathbb{R}^2$  (see Figure 6). Define  $\Lambda_f$  by

$$\Lambda_f(x_1, x_2) = \mathcal{L}((x_1 - x_2, f(x_1)), (x_1, f(x_2))). \quad (1)$$

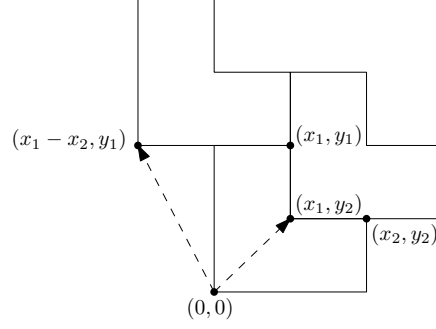
Since  $S_f(x_1, x_2) \subset K_f$ , we obtain  $K_f + \Lambda_f(x_1, x_2)$  is a covering of  $\mathbb{R}^2$  with density  $\frac{|K_f|}{|S_f(x_1, x_2)|}$ . By Theorem 3.1, we know that  $\Lambda_f$  can be seen as a mapping from  $\mathcal{X}_f$  to  $\Theta(K_f)$ . From Lemma 3.2, we obtain  $\Lambda_f$  is surjective. To show that  $\Lambda_f$  is injective, we first prove the following lemma.

**Lemma 3.3.** *Suppose that  $(x_1, x_2) \in \mathcal{X}_f$ . We have*

$$2x_1 \geq x_2, \quad 2x_2 \geq 1 + x_1,$$

and

$$2f(x_2) \geq f(x_1), \quad 2f(x_1) \geq 1 + f(x_2).$$


 Figure 6:  $\mathcal{L}((x_1 - x_2, y_1), (x_1, y_2))$ 

*Proof.* Since  $K_f$  is not a square, one can easily see that  $0 < x_1 < x_2$ . By the definition of  $\mathcal{X}_f$ , we know that for all sufficiently small  $\epsilon > 0$ ,

$$\begin{aligned} x_1 f(x_1) + (x_2 - x_1) f(x_2) &= |S_f(x_1, x_2)| \\ &\geq |S_f(x_1 - \epsilon, x_2)| \\ &= (x_1 - \epsilon) f(x_1 - \epsilon) + (x_2 - x_1 + \epsilon) f(x_2). \end{aligned}$$

Since  $f$  is convex and  $f(0) = 1$ , we have

$$f(x_1 - \epsilon) \geq f(x_1) + \frac{1 - f(x_1)}{x_1} \epsilon.$$

Therefore

$$x_1 f(x_1) + (x_2 - x_1) f(x_2) \geq (x_1 - \epsilon) \left( f(x_1) + \frac{1 - f(x_1)}{x_1} \epsilon \right) + (x_2 - x_1 + \epsilon) f(x_2)$$

From this, we can easily obtain

$$2f(x_1) \geq 1 + f(x_2) - \frac{1 - f(x_1)}{x_1} \epsilon.$$

On allowing  $\epsilon$  to tend to zero, we get

$$2f(x_1) \geq 1 + f(x_2).$$

By symmetry, we have

$$2x_2 \geq 1 + x_1.$$

On the other hand,

$$\begin{aligned} x_1 f(x_1) + (x_2 - x_1) f(x_2) &= |S_f(x_1, x_2)| \\ &\geq |S_f(x_1, x_2 - \epsilon)| \\ &= x_1 f(x_1) + (x_2 - \epsilon - x_1) f(x_2 - \epsilon). \end{aligned}$$

Because  $f$  is convex, we have

$$f(x_2 - \epsilon) \geq f(x_2) + \frac{f(x_1) - f(x_2)}{x_2 - x_1} \epsilon.$$

Therefore

$$x_1 f(x_1) + (x_2 - x_1) f(x_2) \geq x_1 f(x_1) + (x_2 - \epsilon - x_1) \left( f(x_2) + \frac{f(x_1) - f(x_2)}{x_2 - x_1} \epsilon \right).$$

From this, we can deduce that

$$2f(x_2) \geq f(x_1) - \frac{f(x_1) - f(x_2)}{x_2 - x_1} \epsilon,$$

and hence

$$2f(x_2) \geq f(x_1).$$

By symmetry, we immediately get

$$2x_1 \geq x_2.$$

This completes the proof.  $\square$

**Theorem 3.4.**  $\Lambda_f$  is a bijection from  $\mathcal{X}_f$  to  $\Theta(K_f)$

*Proof.* Let  $(x_1, x_2), (x'_1, x'_2) \in \mathcal{X}_f$ . Since  $K_f$  is not a square, one can show that

$$(x_1, f(x_2)) \in \text{Int}(K_f) \text{ and } (x'_1, f(x'_2)) \in \text{Int}(K_f).$$

By Lemma 3.3, we know that

$$x_1 + x_2 \geq 1, \quad f(x_1) + f(x_2) \geq 1$$

and

$$2x_1 \geq x_2, \quad 2f(x_2) \geq f(x_1).$$

This can be deduced that (see Figure 7)

$$\Lambda_f(x_1, x_2) \cap \text{Int}(K_f) = \{(x_1, f(x_2))\}.$$

By the same reason, we have

$$\Lambda_f(x'_1, x'_2) \cap \text{Int}(K_f) = \{(x'_1, f(x'_2))\}.$$

Now suppose that  $(x'_1, x'_2) \neq (x_1, x_2)$ . if  $(x_1, f(x_2)) \neq (x'_1, f(x'_2))$ , then we have  $\Lambda_f(x_1, x_2) \neq \Lambda_f(x'_1, x'_2)$ . if  $(x_1, f(x_2)) = (x'_1, f(x'_2))$ , then we may assume, without loss of generality, that  $x_2 < x'_2$ , i.e.,  $S_f(x_1, x_2) \subsetneq S_f(x'_1, x'_2)$ , and hence  $|S_f(x_1, x_2)| < |S_f(x'_1, x'_2)|$ . This is impossible. It follows that  $\Lambda_f$  is an injection.  $\square$

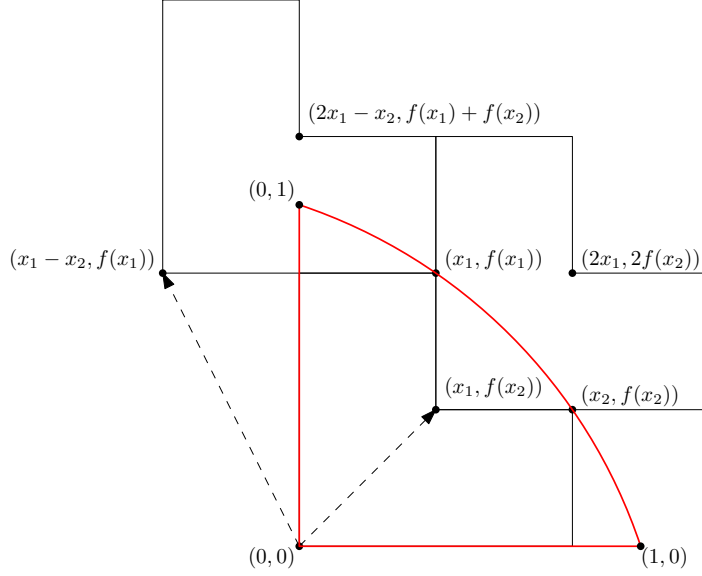
Now we determine  $\delta_L(K_f)$ . By the definition of  $S^f(x)$ , it is clear that  $S^f(x) + \mathcal{L}((x-1, 1), (x, f(x)))$  is a tiling of  $\mathbb{R}^2$ . Define  $\Lambda^f$  by

$$\Lambda^f(x) = \mathcal{L}((x-1, 1), (x, f(x))). \quad (2)$$

Since  $K_f \subset S^f(x)$ , the family  $K_f + \Lambda^f(x)$  is a packing of  $\mathbb{R}^2$  with density  $\frac{|K_f|}{|S^f(x)|}$ . We thus have

$$\delta_L(K_f) \geq \frac{|K_f|}{|S^f(x)|}.$$



Figure 7:  $\Lambda_f(x_1, x_2) \cap \text{Int}(K_f) = \{(x_1, f(x_2))\}$ 

Therefore

$$\delta_L(K_f) \geq \frac{|K_f|}{A^f}.$$

On the other hand, it is obvious that for any translative packing  $\{K_f + u_i\}$  with copies of  $K_f$ , there is at most one  $j$  such that  $K_f + u_j$  may intersect  $(U \setminus K_f) + u_i$ , for each  $i$ , where  $U = (0, 1) \times (0, 1)$ . This can be deduced that

$$\delta_T(K_f) \leq \frac{|K_f|}{A^f}.$$

We have thus proved

**Theorem 3.5.**  $\delta_L(K_f) = \delta_T(K_f) = \frac{|K_f|}{A^f}$ .

By this theorem,  $\Lambda^f$  can be seen as a mapping from  $\mathcal{X}^f$  to  $\Delta(K_f)$ . Furthermore, since  $K_f$  is not a square, from the discussion above, one can easily show that  $\Lambda^f$  is surjective. Now let  $x, x' \in \mathcal{X}^f$ . It is obvious that

$$\Lambda^f(x) \cap C_f = \{(x, f(x))\}$$

If  $x \neq x'$ , then  $(x, f(x)) \neq (x', f(x'))$ . Therefore  $\Lambda^f(x) \neq \Lambda^f(x')$ . It follows that  $\Lambda^f$  is injective. We immediately obtain

**Theorem 3.6.**  $\Lambda^f$  is a bijection from  $\mathcal{X}^f$  to  $\Delta(K_f)$ .

## 4 Determining $\vartheta_L(x, y)$ and $\Theta(x, y)$

We assume that  $(x, y) \in D \setminus \{(1, 1)\}$  (hence  $K_{x,y}$  is not a unit square), and let

$$\bar{f}(x') = \begin{cases} 1 - \frac{(1-y)x'}{x} & 0 \leq x' < x, \\ \frac{(1-x')y}{1-x} & x \leq x' \leq 1, \end{cases} \quad (3)$$

Clearly, we have  $K_{x,y} = K_{\bar{f}}$ . Denote by  $I_1$  and  $I_2$  the intervals  $[0, x]$  and  $[x, 1]$ , respectively. For  $i, j \in \{1, 2\}$  and  $i \leq j$ , we define

$$A_{ij}(x, y) = \max_{x_1 \in I_i, x_2 \in I_j, x_1 \leq x_2} |S_{\bar{f}}(x_1, x_2)|.$$

Let  $A_*(x, y) = \max\{A_{12}(x, y), A_{11}(x, y), A_{22}(x, y)\}$ . By Theorem 3.1, we have

$$\vartheta_L(x, y) = \frac{|K_{x,y}|}{A_*(x, y)} = \frac{x+y}{2A_*(x, y)}. \quad (4)$$

In order to determine  $\Theta(x, y)$ , we define

$$\tilde{\mathcal{X}}_{ij}(x, y) = \{(x_1, x_2) : x_1 \in I_i, x_2 \in I_j, x_1 \leq x_2, |S_{\bar{f}}(x_1, x_2)| = A_{ij}(x, y)\},$$

and

$$\mathcal{X}_{ij}(x, y) = \{(x_1, x_2) : x_1 \in I_i, x_2 \in I_j, x_1 \leq x_2, |S_{\bar{f}}(x_1, x_2)| = A_*(x, y)\},$$

where  $i, j \in \{1, 2\}$  and  $i \leq j$ . Obviously, we have

$$\mathcal{X}_{ij}(x, y) = \begin{cases} \tilde{\mathcal{X}}_{ij}(x, y) & A_{ij}(x, y) = A_*(x, y), \\ \emptyset & \text{otherwise.} \end{cases} \quad (5)$$

Let  $\mathcal{X}_*(x, y) = \mathcal{X}_{12}(x, y) \cup \mathcal{X}_{11}(x, y) \cup \mathcal{X}_{22}(x, y)$ . By Theorem 3.4 and (1), we know that

$$\Theta(x, y) = \{\mathcal{L}((x_1 - x_2, \bar{f}(x_1)), (x_1, \bar{f}(x_2))) : (x_1, x_2) \in \mathcal{X}_*(x, y)\} \quad (6)$$

#### 4.1 $A_{12}(x, y)$ and $\tilde{\mathcal{X}}_{12}(x, y)$

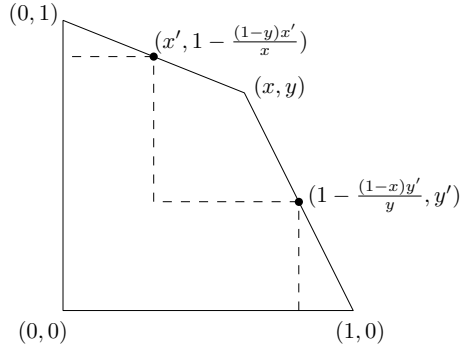


Figure 8:  $S_{\bar{f}}\left(x', 1 - \frac{(1-x)y'}{y}\right)$

Let  $G(x', y')$  denote the area of  $S_{\bar{f}}\left(x', 1 - \frac{(1-x)y'}{y}\right)$ , where  $0 \leq x' \leq x$  and  $0 \leq y' \leq y$  (see Figure 8). Then we get

$$A_{12}(x, y) = \max_{0 \leq x' \leq x, 0 \leq y' \leq y} G(x', y').$$

By computations, we can obtain

$$G(x', y') = -\frac{(1-y)x'^2}{x} - \frac{(1-x)y'^2}{y} + x' + y' - x'y', \quad (7)$$

where  $0 \leq x' \leq x$  and  $0 \leq y' \leq y$ . Obviously,  $G$  is a convex quadratic function with respect to  $x'$  (or  $y'$ ). When  $y'$  is fixed, by considering the critical point, it is easy to see that  $G(x', y')$  reaches its maximum value at

$$x' = \begin{cases} x & 0 \leq y' \leq 2y - 1, \\ \frac{x(1-y')}{2(1-y)} & 2y - 1 < y' \leq y. \end{cases} \quad (8)$$

Here we note that, when  $y < 1$ , we have  $\frac{1-y'}{2(1-y)} \leq 1$  is equivalent to  $2y - 1 \leq y'$ . By substituting (8) into (7), we obtain

$$g(y') = \begin{cases} -\frac{(1-x)y'^2}{y} + (1-x)y' + xy & 0 \leq y' \leq 2y - 1, \\ \frac{1}{2} \left( \frac{x}{2(1-y)} - \frac{2(1-x)}{y} \right) y'^2 + \left( 1 - \frac{x}{2(1-y)} \right) y' + \frac{x}{4(1-y)} & 2y - 1 < y' \leq y, \end{cases} \quad (9)$$

and hence

$$A_{12}(x, y) = \max_{0 \leq y' \leq y} g(y').$$

The derivative of  $g$  with respect to  $y'$  is

$$\frac{dg}{dy'} = \begin{cases} -\frac{2(1-x)y'}{y} + (1-x) & 0 < y' < 2y - 1, \\ \left( \frac{x}{2(1-y)} - \frac{2(1-x)}{y} \right) y' + 1 - \frac{x}{2(1-y)} & 2y - 1 < y' < y. \end{cases} \quad (10)$$

*Remark 4.1.* Obviously, the function  $g$  is a convex quadratic function on  $[0, 2y - 1]$ , and if  $\frac{y}{2} \leq 2y - 1$  (i.e.,  $y \geq \frac{2}{3}$ ), then  $g$  reaches its maximum value on  $[0, 2y - 1]$  at  $y' = \frac{y}{2}$ .

Now we divide  $D \setminus \{(1, 1)\}$  into six sets

$$D_1 = \{(x, y) \in D : 4(1-x)(1-y) - xy < 0, x < y\},$$

$$D_2 = \{(x, y) \in D : y \geq \frac{2}{3}, 4(1-x)(1-y) - xy > 0\},$$

$$D_3 = \{(x, y) \in D : y < \frac{2}{3}\},$$

$$D_4 = \{(x, y) \in D : 4(1-x)(1-y) - xy = 0, x < y\},$$

$$D_5 = \{(x, y) \in D : \frac{2}{3} < x = y < 1\},$$

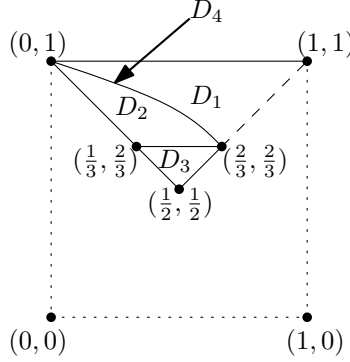
$$D_6 = \left\{ \left( \frac{2}{3}, \frac{2}{3} \right) \right\}.$$

*Remark 4.2.* By computations, we can obtain the following identities

$$(a) \quad 4(1-x)(1-y) - xy = 3 \left( y - \frac{4}{3} \right) \left( x - \frac{4}{3} \right) - \frac{4}{3}.$$

$$(b) \quad (2(1-y) - x) - (4(1-x)(1-y) - xy) = (1-y)(3x - 2).$$

$$(c) \quad y(2(1-y) - x) - (2y - 1)(4(1-x)(1-y) - xy) = 2(1-x)(1-y)(2 - 3y).$$


 Figure 9:  $D_i$ 

**Case 1**  $(x, y) \in D_1$ . Since  $4(1-x)(1-y) - xy < 0$ ,  $g$  is a concave quadratic function on  $[2y-1, y]$ . Therefore, the function  $g$  reaches its maximum value on  $[2y-1, y]$  at  $y' = 2y-1$  or  $y' = y$ . On the other hand, since  $y \geq \frac{2}{3}$ , from Remark 4.1, we know that  $g$  reaches its maximum value on  $[0, 2y-1]$  at  $y' = \frac{y}{2}$ . From (9), we obtain

$$g\left(\frac{y}{2}\right) = \frac{y(1+3x)}{4} \quad \text{and} \quad g(y) = \frac{x(1+3y)}{4}.$$

Since  $x < y$ , we have  $g(y) < g(\frac{y}{2})$ . Therefore  $g$  reaches its maximum value on  $[0, y]$  at  $y' = \frac{y}{2}$ . Hence, we know that

$$A_{12}(x, y) = \frac{y(1+3x)}{4}.$$

Furthermore, from (8), we immediately get (as in Figure 8, let  $x' = x$  and  $y' = \frac{y}{2}$ )

$$\tilde{\mathcal{X}}_{12}(x, y) = \left\{ \left( x, \frac{1+x}{2} \right) \right\}.$$

**Case 2**  $(x, y) \in D_2$ . Since

$$4(1-x)(1-y) - xy > 0 \quad \text{and} \quad y \geq \frac{2}{3},$$

from Remark 4.2 (c), we can easily obtain

$$\frac{y(2(1-y) - x)}{4(1-x)(1-y) - xy} \leq 2y - 1. \quad (11)$$

On the other hand,  $g$  is convex on  $[2y-1, y]$ , since  $4(1-x)(1-y) - xy > 0$ . It immediately follows from (10) and (11) that  $g$  reaches its maximum value on  $[2y-1, y]$  at  $y' = 2y-1$ . From Remark 4.1, we know that  $g$  reaches its maximum value on  $[0, y]$  at  $y' = \frac{y}{2}$ . Therefore, we obtain

$$A_{12}(x, y) = \frac{y(1+3x)}{4}$$

and

$$\tilde{\mathcal{X}}_{12}(x, y) = \left\{ \left( x, \frac{1+x}{2} \right) \right\}.$$

**Case 3**  $(x, y) \in D_3$ . In this case, one can see that  $4(1-x)(1-y) - xy > 0$  and  $x < \frac{2}{3}$ . From Remark 4.2 (b), we have

$$\frac{2(1-y) - x}{4(1-x)(1-y) - xy} < 1. \quad (12)$$

Since  $y < \frac{2}{3}$ , it follows from Remark 4.2 (c) and (12) that

$$2y - 1 < \frac{y(2(1-y) - x)}{4(1-x)(1-y) - xy} < y.$$

From (10), we know that  $g$  reaches its maximum value on  $[2y - 1, y]$  at

$$y' = \frac{y(2(1-y) - x)}{4(1-x)(1-y) - xy}.$$

On the other hand, we have  $2y - 1 < \frac{y}{2}$ , since  $y < \frac{2}{3}$ . Hence,  $g$  reaches its maximum value on  $[0, 2y - 1]$  at  $y' = 2y - 1$ . This immediately implies that  $g$  reaches its maximum value at

$$y' = \frac{y(2(1-y) - x)}{4(1-x)(1-y) - xy}.$$

Hence, we have

$$A_{12}(x, y) = g \left( \frac{y(2(1-y) - x)}{4(1-x)(1-y) - xy} \right) = \frac{x(1-x) + y(1-y) - xy}{4(1-x)(1-y) - xy},$$

and

$$\tilde{\mathcal{X}}_{12}(x, y) = \left\{ \left( \frac{x(2(1-x) - y)}{4(1-x)(1-y) - xy}, \frac{(2-x)(1-y) - x^2}{4(1-x)(1-y) - xy} \right) \right\}$$

**Case 4**  $(x, y) \in D_4$ . In this case, we have  $4(1-x)(1-y) - xy = 0$ , and  $x < y$ . Hence  $g$  is a non-constant linear function on  $[2y - 1, y]$ . Therefore,  $g$  reaches its maximum value on  $[2y - 1, y]$  at  $y' = 2y - 1$  or  $y$ . By the same argument as case 1, we have

$$A_{12}(x, y) = \frac{y(1+3x)}{4}.$$

and

$$\tilde{\mathcal{X}}_{12}(x, y) = \left\{ \left( x, \frac{1+x}{2} \right) \right\}.$$

**Case 5**  $(x, y) \in D_5$ , i.e.,  $\frac{2}{3} < x = y < 1$ . Since  $4(1-x)(1-y) - xy < 0$ ,  $g$  is a concave quadratic function on  $[2y - 1, y]$ . Therefore, the function  $g$  reaches its maximum value on  $[2y - 1, y]$  at  $y' = 2y - 1$  or  $y' = y$ . On the other hand, since  $y > \frac{2}{3}$ , the function  $g$  reaches its maximum value on  $[0, 2y - 1]$  at  $y' = \frac{y}{2}$ . Note that

$$g(y) = \frac{x(1+3y)}{4} = \frac{y(1+3x)}{4} = g\left(\frac{y}{2}\right),$$

since  $x = y$ . Therefore  $g$  reaches its maximum value on  $[0, y]$  at  $y' = \frac{y}{2}$  and  $y' = y$ . Hence we obtain

$$A_{12}(y, y) = \frac{y(1+3y)}{4}$$

and

$$\tilde{\mathcal{X}}_{12}(y, y) = \left\{ \left( y, \frac{1+y}{2} \right), \left( \frac{y}{2}, y \right) \right\}.$$

**Case 6**  $(x, y) \in D_6$ , i.e.,  $x = y = \frac{2}{3}$ . From (9), we have

$$g(y') = \begin{cases} -\frac{y'^2}{2} + \frac{y'}{3} + \frac{4}{9} & 0 \leq y' \leq \frac{1}{3}, \\ \frac{1}{2} & \frac{1}{3} \leq y' \leq \frac{2}{3}. \end{cases}$$

Hence we get

$$A_{12} \left( \frac{2}{3}, \frac{2}{3} \right) = \frac{1}{2}$$

and

$$\tilde{\mathcal{X}}_{12} \left( \frac{2}{3}, \frac{2}{3} \right) = \left\{ \left( 1 - y', 1 - \frac{y'}{2} \right) : \frac{1}{3} \leq y' \leq \frac{2}{3} \right\}$$

In summary, we have

$$A_{12}(x, y) = \begin{cases} \frac{y(1+3x)}{4} & y \geq \frac{2}{3}, \\ \frac{x(1-x)+y(1-y)-xy}{4(1-x)(1-y)-xy} & y < \frac{2}{3}, \end{cases} \quad (13)$$

and

$$\tilde{\mathcal{X}}_{12}(x, y) = \begin{cases} \left\{ \left( x, \frac{1+x}{2} \right) \right\} & \frac{2}{3} \leq y, x < y, \\ \left\{ \left( \frac{x(2(1-x)-y)}{4(1-x)(1-y)-xy}, \frac{(2-x)(1-y)-x^2}{4(1-x)(1-y)-xy} \right) \right\} & y < \frac{2}{3}, \\ \left\{ \left( y, \frac{1+y}{2} \right), \left( \frac{y}{2}, y \right) \right\} & \frac{2}{3} < x = y < 1, \\ \left\{ \left( 1-t, 1-\frac{t}{2} \right) : \frac{1}{3} \leq t \leq \frac{2}{3} \right\} & x = y = \frac{2}{3}. \end{cases} \quad (14)$$

where  $(x, y) \in D \setminus \{(1, 1)\}$ .

## 4.2 $A_{22}(x, y)$ and $\tilde{\mathcal{X}}_{22}(x, y)$

We first determine the case  $y = 1$  (and  $x \neq 1$ ). Let  $G_2(x', y')$  be the area of  $S_{\bar{f}}(x', x' + y')$  (as in Figure 10), where  $x \leq x' \leq 1$  and  $0 \leq y' \leq 1 - x'$ , then

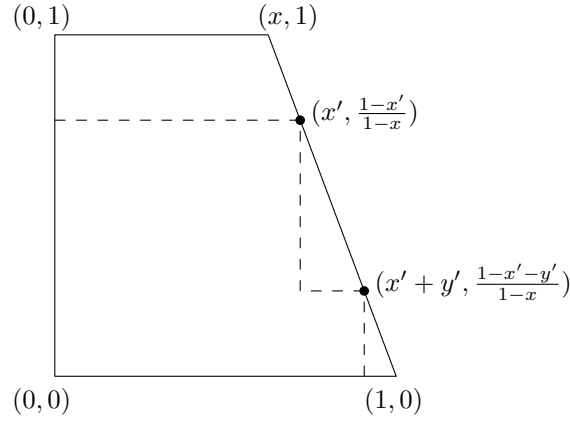
$$G_2(x', y') = \frac{1-x'^2}{2(1-x)} - \frac{1}{2(1-x)} (y'^2 + (1-x'-y')^2).$$

When  $x'$  is fixed, by Arithmetic Mean-Quadratic Mean inequality, we know that  $G_2(x', y')$  reaches its maximum value at

$$y' = \frac{1-x'}{2}. \quad (15)$$

Let

$$g_2(x') = G_2 \left( x', \frac{1-x'}{2} \right) = \frac{(1+3x')(1-x')}{4(1-x)}.$$


 Figure 10:  $S_{\bar{f}}(x', x' + y')$ 

Obviously,  $g_2$  is a convex quadratic function and it reaches its maximum value on  $[x, 1]$  at

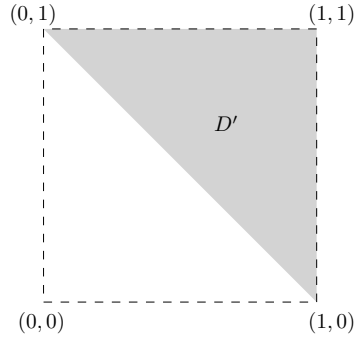
$$x' = \begin{cases} \frac{1}{3} & 0 \leq x \leq \frac{1}{3}, \\ x & \frac{1}{3} \leq x < 1. \end{cases} \quad (16)$$

and hence

$$A_{22}(x, 1) = \begin{cases} \frac{1}{3(1-x)} & 0 \leq x \leq \frac{1}{3}, \\ \frac{1+3x}{4} & \frac{1}{3} \leq x < 1. \end{cases}$$

Furthermore, From (15) and (16), we obtain (see Figure 10)

$$\tilde{\mathcal{X}}_{22}(x, 1) = \begin{cases} \left\{ \left( \frac{1}{3}, \frac{2}{3} \right) \right\} & 0 \leq x \leq \frac{1}{3}, \\ \left\{ \left( x, \frac{1+x}{2} \right) \right\} & \frac{1}{3} \leq x < 1. \end{cases}$$


 Figure 11:  $D'$ 

In general case, we denote  $D' = \{(x, y) : 0 \leq x \leq 1, 0 \leq y \leq 1, x + y \geq 1\}$ . Let  $(x, y) \in D'$  and  $y \neq 0$ . By using affine transformation ( $\tau : \mathbb{R}^2 \rightarrow \mathbb{R}^2, \tau(s, t) = (s, \frac{t}{y})$ ), one can show that

$$A_{22}(x, y) = yA_{22}(x, 1),$$

and  $\tilde{\mathcal{X}}_{22}(x, y) = \tilde{\mathcal{X}}_{22}(x, 1)$ . Therefore,

$$A_{22}(x, y) = \begin{cases} \frac{y}{3(1-x)} & x \leq \frac{1}{3}, \\ \frac{y(1+3x)}{4} & x \geq \frac{1}{3}. \end{cases} \quad (17)$$

and

$$\tilde{\mathcal{X}}_{22}(x, y) = \begin{cases} \left\{ \left( \frac{1}{3}, \frac{2}{3} \right) \right\} & x \leq \frac{1}{3}, \\ \left\{ \left( x, \frac{1+x}{2} \right) \right\} & x \geq \frac{1}{3}, \end{cases} \quad (18)$$

where  $(x, y) \in D' \setminus \{(1, y') : 0 \leq y' \leq 1\}$ .

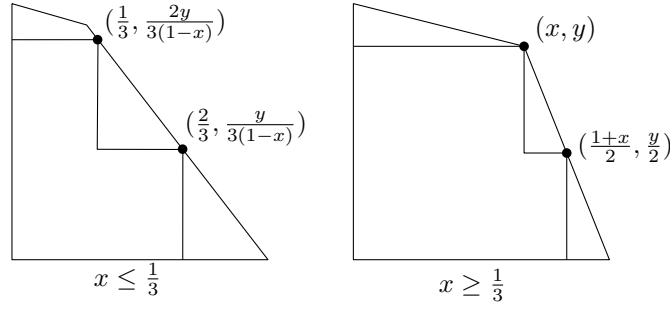


Figure 12:  $\tilde{\mathcal{X}}_{22}(x, y)$

### 4.3 $A_{11}(x, y)$ and $\tilde{\mathcal{X}}_{11}(x, y)$

When  $y = 1$ , one can easily obtain

$$A_{11}(x, 1) = x,$$

and

$$\tilde{\mathcal{X}}_{11}(x, 1) = \{(x', x) : 0 \leq x' \leq x\}.$$

When  $y \neq 1$ . From (17), (18) and Figure 12, by swapping  $x$  with  $y$ , it is easy to see that

$$A_{11}(x, y) = \begin{cases} \frac{x}{3(1-y)} & 0 \leq y \leq \frac{1}{3}, \\ \frac{x(1+3y)}{4} & \frac{1}{3} \leq y < 1, \end{cases}$$

and

$$\tilde{\mathcal{X}}_{11}(x, y) = \begin{cases} \left\{ \left( \frac{x}{3(1-y)}, \frac{2x}{3(1-y)} \right) \right\} & 0 \leq y \leq \frac{1}{3}, \\ \left\{ \left( \frac{x}{2}, x \right) \right\} & \frac{1}{3} \leq y < 1. \end{cases}$$

Therefore, for  $(x, y) \in D'$ , we have

$$A_{11}(x, y) = \begin{cases} \frac{x}{3(1-y)} & y \leq \frac{1}{3}, \\ \frac{x(1+3y)}{4} & y \geq \frac{1}{3}, \end{cases} \quad (19)$$

and

$$\tilde{\mathcal{X}}_{11}(x, y) = \begin{cases} \left\{ \left( \frac{x}{3(1-y)}, \frac{2x}{3(1-y)} \right) \right\} & 0 \leq y \leq \frac{1}{3}, \\ \left\{ \left( \frac{x}{2}, x \right) \right\} & \frac{1}{3} \leq y < 1, \\ \{(t, x) : 0 \leq t \leq x\} & y = 1 \end{cases} \quad (20)$$



#### 4.4 Determining $A_*(x, y)$

Recall that  $A_*(x, y) = \max\{A_{12}(x, y), A_{11}(x, y), A_{22}(x, y)\}$ . We divide  $D$  into three sets

$$\begin{aligned} B_1 &= \{(x, y) \in D : x \leq \frac{1}{3}\}, \\ B_2 &= \{(x, y) \in D : \frac{1}{3} < x \leq 1, y \geq \frac{2}{3}\}, \\ B_3 &= \{(x, y) \in D : y < \frac{2}{3}\}. \end{aligned}$$

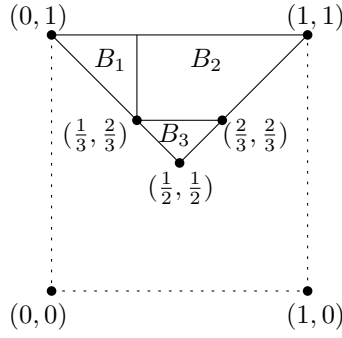


Figure 13:  $B_1, B_2$  and  $B_3$

**Case 1**  $(x, y) \in B_1$ . We have

$$A_*(x, y) = \max \left\{ \frac{y(1+3x)}{4}, \frac{x(1+3y)}{4}, \frac{y}{3(1-x)} \right\}$$

Since  $0 \leq x < y \leq 1$ , one can show that

$$\frac{x(1+3y)}{4} < \frac{y(1+3x)}{4} \leq \frac{y}{3(1-x)}, \quad (21)$$

with  $\frac{y(1+3x)}{4} = \frac{y}{3(1-x)}$  only when  $x = \frac{1}{3}$ . Therefore

$$A_*(x, y) = \frac{y}{3(1-x)}. \quad (22)$$

**Case 2**  $(x, y) \in B_2$ . Note that in this case, we have

$$A_{12}(x, y) = A_{22}(x, y) = \frac{y(1+3x)}{4},$$

thus

$$A_*(x, y) = \max \left\{ \frac{y(1+3x)}{4}, \frac{x(1+3y)}{4} \right\} = \frac{y(1+3x)}{4}. \quad (23)$$

**Case 3**  $(x, y) \in B_3$ . We have

$$A_*(x, y) = \max \left\{ \frac{x(1-x) + y(1-y) - xy}{4(1-x)(1-y) - xy}, \frac{x(1+3y)}{4}, \frac{y(1+3x)}{4} \right\}.$$

Note that

$$4(x(1-x)+y(1-y)-xy)-y(1+3x)(4(1-x)(1-y)-xy) = x(1-x)(3y-2)^2,$$

we thus have

$$\frac{x(1-x)+y(1-y)-xy}{4(1-x)(1-y)-xy} \geq \frac{y(1+3x)}{4}, \quad (24)$$

with equality only when  $y = \frac{2}{3}$ . Hence

$$A_*(x, y) = \frac{x(1-x)+y(1-y)-xy}{4(1-x)(1-y)-xy} \quad (25)$$

By combining (22), (23), (25) and (4), we have thus proved the second part of Theorem 2.1.

#### 4.5 Determining $\mathcal{X}_*(x, y)$ and $\Theta(x, y)$

To determine  $\mathcal{X}_*(x, y)$ , we divide  $D \setminus \{(1, 1)\}$  into five sets

$$\begin{aligned} E_1 &= \{(x, y) \in D : x \leq \frac{1}{3}\}, \\ E_2 &= \{(x, y) \in D : \frac{1}{3} < x < y, \frac{2}{3} \leq y\}, \\ E_3 &= \{(x, y) \in D : y < \frac{2}{3}\}, \\ E_4 &= \{(x, y) \in D : \frac{2}{3} < x = y < 1\}, \\ E_5 &= \left\{ \left( \frac{2}{3}, \frac{2}{3} \right) \right\}. \end{aligned}$$

**Case 1**  $(x, y) \in E_1$ . From (21) and (22), we know that

$$A_{11}(x, y) < A_{12}(x, y) \leq A_{22}(x, y) = A_*(x, y),$$

Moreover, we have

$$A_{12}(x, y) = A_{22}(x, y)$$

only when  $x = \frac{1}{3}$ . From (14), (18) and (5), one can obtain

$$\begin{aligned} \mathcal{X}_{12}(x, y) &= \begin{cases} \tilde{\mathcal{X}}_{12}(x, y) & x = \frac{1}{3}, \\ \emptyset & \text{otherwise,} \end{cases} \\ &= \begin{cases} \left\{ \left( \frac{1}{3}, \frac{2}{3} \right) \right\} & x = \frac{1}{3}, \\ \emptyset & \text{otherwise,} \end{cases} \end{aligned}$$

$$\mathcal{X}_{22}(x, y) = \tilde{\mathcal{X}}_{22}(x, y) = \left\{ \left( \frac{1}{3}, \frac{2}{3} \right) \right\}$$

and

$$\mathcal{X}_{11}(x, y) = \emptyset.$$

Hence

$$\mathcal{X}_*(x, y) = \left\{ \left( \frac{1}{3}, \frac{2}{3} \right) \right\} \quad (26)$$

**Case 2**  $(x, y) \in E_2$ . From (13), (17), (19) and (23), one can see that

$$A_{12}(x, y) = A_{22}(x, y) = A_*(x, y)$$

and

$$A_{11}(x, y) < A_*(x, y).$$

From (14),(18) and (5), we have

$$\mathcal{X}_{12}(x, y) = \tilde{\mathcal{X}}_{12}(x, y) = \left\{ \left( x, \frac{1+x}{2} \right) \right\},$$

$$\mathcal{X}_{22}(x, y) = \tilde{\mathcal{X}}_{22}(x, y) = \left\{ \left( x, \frac{1+x}{2} \right) \right\},$$

and

$$\mathcal{X}_{11}(x, y) = \emptyset.$$

Thus,

$$\mathcal{X}_*(x, y) = \left\{ \left( x, \frac{1+x}{2} \right) \right\} \quad (27)$$

**Case 3**  $(x, y) \in E_3$ . From (13), (17), (19), (24) and (25), we obtain

$$A_{11}(x, y) \leq A_{22}(x, y) < A_{12}(x, y) = A_*(x, y).$$

From (14),(18) and (5), we get

$$\begin{aligned} \mathcal{X}_{12}(x, y) &= \tilde{\mathcal{X}}_{12}(x, y) \\ &= \left\{ \left( \frac{x(2(1-x)-y)}{4(1-x)(1-y)-xy}, \frac{(2-x)(1-y)-x^2}{4(1-x)(1-y)-xy} \right) \right\} \end{aligned}$$

and

$$\mathcal{X}_{22}(x, y) = \mathcal{X}_{11}(x, y) = \emptyset.$$

Therefore

$$\mathcal{X}_*(x, y) = \left\{ \left( \frac{x(2(1-x)-y)}{4(1-x)(1-y)-xy}, \frac{(2-x)(1-y)-x^2}{4(1-x)(1-y)-xy} \right) \right\} \quad (28)$$

**Case 4**  $(x, y) \in E_4$ . From (13), (17), (19) and (23), since  $x = y$ , we have

$$A_{12}(y, y) = A_{22}(y, y) = A_{11}(y, y) = A_*(y, y).$$

From (14),(18), (20) and (5), we obtain

$$\mathcal{X}_{12}(y, y) = \tilde{\mathcal{X}}_{12}(y, y) = \left\{ \left( y, \frac{1+y}{2} \right), \left( \frac{y}{2}, y \right) \right\},$$

$$\mathcal{X}_{22}(y, y) = \tilde{\mathcal{X}}_{22}(y, y) = \left\{ \left( y, \frac{1+y}{2} \right) \right\},$$

and

$$\mathcal{X}_{11}(y, y) = \tilde{\mathcal{X}}_{11}(y, y) = \left\{ \left( \frac{y}{2}, y \right) \right\}.$$

Hence

$$\mathcal{X}_*(y, y) = \left\{ \left( y, \frac{1+y}{2} \right), \left( \frac{y}{2}, y \right) \right\}. \quad (29)$$

**Case 5**  $(x, y) \in E_5$ , i.e.,  $x = y = \frac{2}{3}$ . From (22), (23) and (25), we have

$$A_{12} \left( \frac{2}{3}, \frac{2}{3} \right) = A_{22} \left( \frac{2}{3}, \frac{2}{3} \right) = A_{11} \left( \frac{2}{3}, \frac{2}{3} \right) = \frac{1}{2}.$$

From (14),(18), (20) and (5), we know that

$$\mathcal{X}_{12} \left( \frac{2}{3}, \frac{2}{3} \right) = \tilde{\mathcal{X}}_{12} \left( \frac{2}{3}, \frac{2}{3} \right) = \left\{ \left( 1-t, 1-\frac{t}{2} \right) : \frac{1}{3} \leq t \leq \frac{2}{3} \right\},$$

$$\mathcal{X}_{22} \left( \frac{2}{3}, \frac{2}{3} \right) = \tilde{\mathcal{X}}_{22}(x, y) = \left\{ \left( \frac{2}{3}, \frac{5}{6} \right) \right\},$$

and

$$\mathcal{X}_{11} \left( \frac{2}{3}, \frac{2}{3} \right) = \tilde{\mathcal{X}}_{11} \left( \frac{2}{3}, \frac{2}{3} \right) = \left\{ \left( \frac{1}{3}, \frac{2}{3} \right) \right\}.$$

Hence

$$\mathcal{X}_* \left( \frac{2}{3}, \frac{2}{3} \right) = \left\{ \left( 1-t, 1-\frac{t}{2} \right) : \frac{1}{3} \leq t \leq \frac{2}{3} \right\}. \quad (30)$$

By combining (3), (6), (26), (27), (28), (29), and (30), we immediately obtain the second part of Theorem 2.2. Here, we note that for the case  $(x, y) = (1, 1)$ , the result is trivial.

## 5 Determining $\delta_L(x, y)$ and $\Delta(x, y)$

Assume that  $(x, y) \neq (1, 1)$ . Let  $\bar{f}$  be the function defined in Section 4 (see (3)). Recall that  $I_1$  and  $I_2$  denote the intervals  $[0, x]$  and  $[x, 1]$ , respectively. For  $i = 1, 2$ , we define

$$A^i(x, y) = \min_{x' \in I_i} |S^{\bar{f}}(x')|.$$

Let  $A^*(x, y) = \min\{A^1(x, y), A^2(x, y)\}$ .

In order to determine  $\Delta(x, y)$ , we define

$$\tilde{\mathcal{X}}^i(x, y) = \{x' : x' \in I_i, |S^{\bar{f}}(x)| = A^i(x, y)\},$$

and

$$\mathcal{X}^i(x, y) = \{x' : x' \in I_i, |S^{\bar{f}}(x')| = A^*(x, y)\},$$

where  $i = 1, 2$ . Obviously, for  $i = 1, 2$ , we have

$$\mathcal{X}^i(x, y) = \begin{cases} \tilde{\mathcal{X}}^i(x, y) & A^i(x, y) = A^*(x, y), \\ \emptyset & \text{otherwise.} \end{cases} \quad (31)$$

Let  $\mathcal{X}^*(x, y) = \mathcal{X}^1(x, y) \cup \mathcal{X}^2(x, y)$ . By Theorem 3.6 and (2), we know that

$$\Delta(x, y) = \{\mathcal{L}((x' - 1, 1), (x', \bar{f}(x'))) : x' \in \mathcal{X}^*(x, y)\}. \quad (32)$$

### 5.1 $A^*(x, y)$

Suppose that  $(x, y) \in D' \setminus \{(1, 1)\}$ . When  $y = 1$ , we can easily get

$$A^1(x, 1) = 1,$$

and

$$\tilde{\mathcal{X}}^1(x, 1) = I_1.$$

We now suppose that  $y \neq 1$ . Given any  $x' \in I_1$ . By elementary computations (see Figure 14), we have

$$|S^{\bar{f}}(x')| = 1 - \frac{(1-y)(1-x')x'}{x}.$$

Obviously, it is a concave quadratic function with respect to  $x'$ . Therefore,  $|S^{\bar{f}}(x')|$  reaches its minimum value on  $I_1$  at

$$x' = \begin{cases} \frac{1}{2} & x \geq \frac{1}{2}, \\ x & x \leq \frac{1}{2}. \end{cases}$$

Hence, we obtain

$$A^1(x, y) = \begin{cases} 1 - \frac{1-y}{4x} & x \geq \frac{1}{2}, \\ 1 - (1-x)(1-y) & x \leq \frac{1}{2}, \end{cases} \quad (33)$$

and

$$\tilde{\mathcal{X}}^1(x, y) = \begin{cases} I_1 & y = 1, \\ \{\frac{1}{2}\} & x \geq \frac{1}{2}, y < 1, \\ \{x\} & x \leq \frac{1}{2}, y < 1. \end{cases} \quad (34)$$

where  $(x, y) \in D' \setminus \{(1, 1)\}$ . By symmetry, we immediately get

$$A^2(x, y) = \begin{cases} 1 - \frac{1-x}{4y} & y \geq \frac{1}{2}, \\ 1 - (1-x)(1-y) & y \leq \frac{1}{2}, \end{cases} \quad (35)$$

and

$$\tilde{\mathcal{X}}^2(x, y) = \begin{cases} I_2 & x = 1, \\ \left\{1 - \frac{1-x}{2y}\right\} & y \geq \frac{1}{2}, x < 1, \\ \{x\} & y \leq \frac{1}{2}, x < 1. \end{cases} \quad (36)$$

where  $(x, y) \in D' \setminus \{(1, 1)\}$ .

Now we suppose that  $(x, y) \in D \setminus \{(1, 1)\}$ . Since  $0 \leq x \leq y \leq 1$  and  $x+y \geq 1$ , we have

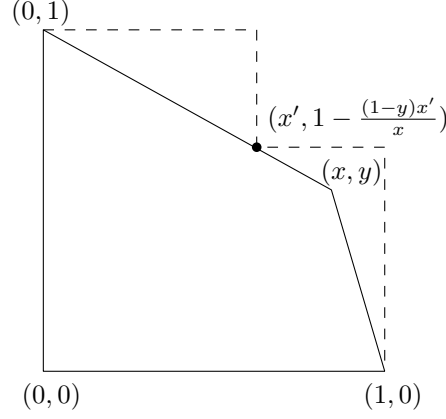
$$y(1-y) \leq x(1-x),$$

and hence

$$1 - \frac{1-x}{4y} \leq 1 - \frac{1-y}{4x}, \quad (37)$$

with equality only when  $x = y$  or  $x + y = 1$ . On the other hand, by Arithmetic Mean-Geometric Mean inequality, we know that

$$y(1-y) \leq \frac{1}{4},$$

Figure 14:  $S^{\bar{f}}(x')$ ,  $x' \in I_1$ 

therefore

$$1 - \frac{1-x}{4y} \leq 1 - (1-x)(1-y), \quad (38)$$

with equality only when  $x = 1$  or  $y = \frac{1}{2}$ . From (33),(35),(37) and (38), we have

$$\begin{aligned} A^*(x, y) &= \min\{A^1(x, y), A^2(x, y)\} \\ &= \min\left\{A^1(x, y), 1 - \frac{1-x}{4y}\right\} \\ &= 1 - \frac{1-x}{4y}, \end{aligned} \quad (39)$$

where  $(x, y) \in D$ . The first part of Theorem 2.1 immediately follows from Theorem 3.5 and (39).

## 5.2 $\Delta(x, y)$

We divide  $D \setminus \{(1, 1)\}$  into four sets

$$\begin{aligned} F_1 &= \{(x, y) \in D : \frac{1}{2} < x = y < 1\}, \\ F_2 &= \{(x, y) \in D : x + y = 1, y > \frac{1}{2}\}, \\ F_3 &= \left\{\left(\frac{1}{2}, \frac{1}{2}\right)\right\}, \\ F_4 &= \{(x, y) \in D : x < y, 1 < x + y\}. \end{aligned}$$

**Case 1**  $(x, y) \in F_1$ . From (33) and (35), since  $x = y$ , we have

$$A^1(y, y) = A^2(y, y) = A^*(y, y).$$

Therefore

$$\mathcal{X}^1(y, y) = \tilde{\mathcal{X}}^1(y, y) = \left\{\frac{1}{2}\right\},$$

and

$$\mathcal{X}^2(y, y) = \tilde{\mathcal{X}}^2(y, y) = \left\{ 1 - \frac{1-y}{2y} \right\}.$$

Hence

$$\mathcal{X}^*(y, y) = \left\{ \frac{1}{2}, \frac{3}{2} - \frac{1}{2y} \right\}. \quad (40)$$

**Case 2**  $(x, y) \in F_2$ , i.e.,  $x + y = 1$  and  $y < \frac{1}{2}$ . From (33), (35) and (38), we know that

$$A^*(x, y) = A^2(x, y) = 1 - \frac{1-x}{4y} < 1 - (1-x)(1-y) = A^1(x, y).$$

Therefore

$$\mathcal{X}^1(x, y) = \emptyset,$$

and

$$\mathcal{X}^2(x, y) = \tilde{\mathcal{X}}^2(x, y) = \left\{ 1 - \frac{1-x}{2y} \right\} = \left\{ \frac{1}{2} \right\}.$$

Thus

$$\mathcal{X}^*(x, y) = \left\{ \frac{1}{2} \right\}. \quad (41)$$

**Case 3**  $(x, y) \in F_3$ , i.e.,  $x = y = \frac{1}{2}$ . One can see that

$$\mathcal{X}^1\left(\frac{1}{2}, \frac{1}{2}\right) = \mathcal{X}^2\left(\frac{1}{2}, \frac{1}{2}\right) = \left\{ \frac{1}{2} \right\}.$$

Thus

$$\mathcal{X}^*\left(\frac{1}{2}, \frac{1}{2}\right) = \left\{ \frac{1}{2} \right\}. \quad (42)$$

**Case 4**  $(x, y) \in F_4$ . In this case, it is clear that

$$1 - \frac{1-x}{4y} < 1 - \frac{1-y}{4x},$$

and

$$1 - \frac{1-x}{4y} < 1 - (1-x)(1-y).$$

Hence, we have

$$A^*(x, y) = A^2(x, y) = 1 - \frac{1-x}{4y} < A^1(x, y).$$

Thus

$$\mathcal{X}^1(x, y) = \emptyset,$$

and

$$\mathcal{X}^2(x, y) = \tilde{\mathcal{X}}^2(x, y) = \left\{ 1 - \frac{1-x}{2y} \right\}.$$

We obtain

$$\mathcal{X}^*(x, y) = \left\{ 1 - \frac{1-x}{2y} \right\}. \quad (43)$$

By combining (3), (32), (40), (41), (42) and (43), the first part of Theorem 2.2 is complete.

## 6 Proof of $\delta_L(Q)\vartheta_L(Q) \geq 1$ and $\delta_L(Q) + \vartheta_L(Q) \geq 2$

To prove  $\delta_L(Q)\vartheta_L(Q) \geq 1$ , it suffices to show that  $\delta_L(x, y)\vartheta_L(x, y) \geq 1$ , for all  $(x, y) \in D$ . Let  $B_1$ ,  $B_2$  and  $B_3$  be the sets defined in Section 4.4. Suppose that  $(x, y) \in D$ .

**Case 1**  $(x, y) \in B_1$ . Since  $x + y \geq 1$ , we have

$$x + y + 1 \geq 2 \geq \frac{4}{3(1-x)},$$

and hence

$$(x + y)^2 - 1 \geq \frac{4(x + y - 1)}{3(1-x)}.$$

Therefore

$$3(1-x)((x + y)^2 - 1) \geq 4(x + y - 1).$$

This implies that

$$3(1-x)(x + y)^2 \geq 4y - (1-x),$$

thus

$$\delta_L(x, y)\vartheta_L(x, y) = \frac{3(1-x)(x + y)^2}{4y - (1-x)} \geq 1.$$

**Case 2**  $(x, y) \in B_2$ . Since

$$(2y - x - 1)^2 \geq 0,$$

we have

$$4y^2 - 4xy + x^2 \geq 4y - 2x - 1.$$

Hence

$$\begin{aligned} 4(x + y)^2 &= 4y^2 + 8xy + 4x^2 \\ &\geq 4y - 2x - 1 + 12xy + 3x^2 \\ &= (4y + x - 1)(1 + 3x). \end{aligned}$$

Therefore

$$\delta_L(x, y)\vartheta_L(x, y) = \frac{4(x + y)^2}{(4y - (1-x))(1 + 3x)} \geq 1.$$

**Case 3**  $(x, y) \in B_3$ . In this case, we have

$$\delta_L(x, y)\vartheta_L(x, y) = \frac{y(x + y)^2(4(1-x)(1-y) - xy)}{(4y - (1-x))(x(1-x) + y(1-y) - xy)}.$$

To show that  $\delta_L(x, y)\vartheta_L(x, y) \geq 1$ , we may define

$$\pi(x, y) = y(x + y)^2(4(1-x)(1-y) - xy) - (4y - (1-x))(x(1-x) + y(1-y) - xy).$$

By computations, we obtain

$$\pi(x, y) = (x + y - 1)\pi^*(x, y),$$



where

$$\pi^*(x, y) = (3y^2 - 4y + 1)x^2 + (3y^3 - 5y^2 + 4y - 1)x - (4y^3 - 4y^2 + y).$$

We claim that  $\pi^*(x, y) \geq 0$ . In fact, since  $\frac{1}{2} \leq y < \frac{2}{3}$ , we have  $3y^2 - 4y + 1 = (3y - 1)(y - 1) < 0$ . Hence,  $\pi^*$  is a convex quadratic function with respect to  $x$ . Therefore, it suffices to show that  $\pi^*(x, y) \geq 0$ , when  $x + y = 1$  or  $x = y$ . This is obvious, because if  $x + y = 1$ , then

$$\pi^*(x, y) = \pi^*(1 - y, y) = -6y^3 + 7y^2 - 2y = -y(3y - 2)(2y - 1) \geq 0,$$

and if  $x = y$ , then

$$\pi^*(x, y) = \pi^*(y, y) = y(y - 1)(3y - 2)(2y - 1) \geq 0.$$

This completes the proof of the first part of Corollary 2.4. Moreover, by Arithmetic Mean-Geometric Mean inequality, it immediately follows that

$$\delta_L(Q) + \vartheta_L(Q) \geq 2\sqrt{\delta_L(Q)\vartheta_L(Q)} \geq 2.$$

## 7 The proof of $\frac{1}{\delta_L(Q)} + \frac{1}{\vartheta_L(Q)} \geq 2$ and $\vartheta_L(Q) \leq 1 + \frac{5}{4}\sqrt{1 - \delta_L(Q)}$

To prove  $\frac{1}{\delta_L(Q)} + \frac{1}{\vartheta_L(Q)} \geq 2$ , it suffices to show that  $\frac{1}{\delta_L(x, y)} + \frac{1}{\vartheta_L(x, y)} \geq 2$ , for all  $(x, y) \in D$ . Suppose that  $(x, y) \in D$ .

**Case 1**  $(x, y) \in B_1$ . We have to show that

$$\frac{4y + x - 1}{2y(x + y)} + \frac{2y}{3(x + y)(1 - x)} \geq 2,$$

or equivalently

$$\eta_1(x, y) = 3(1 - x)(4y + x - 1) + (2y)^2 - 12y(x + y)(1 - x) \geq 0.$$

By elementary computations, we can obtain

$$\eta_1(x, y) = 4(3x - 2)y^2 + 12(1 - x)^2y - 3(1 - x)^2.$$

Since  $0 \leq x \leq \frac{1}{3}$ ,  $\eta_1(x, y)$  is a convex quadratic function with respect to  $y$ . Hence, it suffices to show that  $\eta_1(x, y) \geq 0$ , when  $x + y = 1$  or  $y = 1$ . This is obvious because if  $x + y = 1$ , then we have

$$\eta_1(x, y) = \eta_1(1 - y, y) = 4 - 3y^2 \geq 1,$$

and if  $x = y$ , then

$$\eta_1(x, y) = \eta_1(x, x) = (3x - 1)^2 \geq 0.$$

**Case 2**  $(x, y) \in B_2$ . Note that

$$y^2(1 + 3x) + (4y + x - 1) - 4y(x + y) = (1 - x)(1 - y)(3y - 1) \geq 0.$$

This implies that

$$\frac{y(1 + 3x)}{2(x + y)} + \frac{4y + x - 1}{2y(x + y)} \geq 2.$$

**Case 3**  $(x, y) \in B_3$ . We have to show that

$$\frac{2(x - x^2 + y - y^2 - xy)}{(x + y)(4 - 4x - 4y + 3xy)} + \frac{4y + x - 1}{2y(x + y)} \geq 2.$$

To do this, we define

$$\begin{aligned} \eta_3(x, y) &= 4y(x - x^2 + y - y^2 - xy) + (4y + x - 1)(4 - 4x - 4y + 3xy) \\ &\quad - 4y(x + y)(4 - 4x - 4y + 3xy) \\ &= (1 - x)((12y^2 - 15 + 4)x + 4(3y^3 - 7y^2 + 5y - 1)) \end{aligned}$$

Let

$$\eta_3^*(x, y) = (12y^2 - 15 + 4)x + 4(3y^3 - 7y^2 + 5y - 1).$$

It is clear that  $\eta_3^*(x, y)$  is a linear function with respect to  $x$ . Hence, it suffices to show that  $\eta_3^*(x, y) \geq 0$ , when  $x + y = 1$  or  $x = y$ . If  $x + y = 1$ , then

$$\eta_3^*(x, y) = \eta_3^*(1 - y, y) = y(12y + 13)(1 - y) \geq 0.$$

If  $x = y$ , then

$$\eta_3^*(x, y) = \eta_3^*(y, y) = 12y^3 - 43y^2 + 36y - 4.$$

By determining the second derivative, one can see that  $\kappa(y) = 12y^3 - 43y^2 + 36y - 4$  is a convex function on  $[\frac{1}{2}, \frac{2}{3}]$ . Obviously,

$$\kappa\left(\frac{1}{2}\right) = \frac{19}{4}$$

and

$$\kappa\left(\frac{2}{3}\right) = \frac{40}{9}.$$

Therefore  $\eta_3^*(y, y) = \kappa(y) \geq \frac{40}{9} > 0$ .

In conclusion, we have

$$\frac{1}{\delta_L(x, y)} + \frac{1}{\vartheta_L(x, y)} \geq 2, \tag{44}$$

for all  $(x, y) \in D$ .

This completes the proof of the second part of Corollary 2.4. Furthermore, by elementary computations, one can show that when  $\frac{2}{3} \leq u \leq 1 \leq v \leq \frac{3}{2}$  and  $\frac{1}{u} + \frac{1}{v} \geq 2$ , we have

$$v \leq 1 + \frac{5}{4}\sqrt{1 - u}.$$

It is known [3] that

$$\frac{2}{3} \leq \delta_L(K) \leq 1 \leq \vartheta_L(K) \leq \frac{3}{2},$$

for every convex disk  $K$ . Hence

$$\frac{2}{3} \leq \delta_L(x, y) \leq 1 \leq \vartheta_L(x, y) \leq \frac{3}{2},$$

for all  $(x, y) \in D$ . Therefore, by (44), it immediately follows that

$$\vartheta_L(x, y) \leq 1 + \frac{5}{4}\sqrt{1 - \delta_L(x, y)},$$

for all  $(x, y) \in D$ .

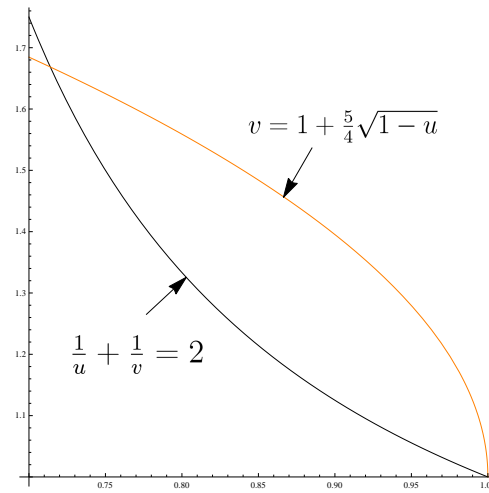


Figure 15: the curves  $\frac{1}{u} + \frac{1}{v} = 2$  and  $v = 1 + \frac{5}{4}\sqrt{1 - u}$

*Remark 7.1.* Let  $\mathcal{Q}$  denote the collection of all convex quadrilaterals. We recall that  $\omega_L$  is defined by  $\omega_L(K) = (\delta_L(K), \vartheta_L(K))$  for every  $K \in \mathcal{K}^2$ . We can determine  $\omega_L(\mathcal{Q})$ . To do this, we divide  $\mathcal{Q}$  into three sets

$$\mathcal{Q}_i = \{Q : Q \text{ is affinely equivalent to } K_{x,y} \text{ for some } (x, y) \in B_i\},$$

and let  $\Omega_i = \omega_L(\mathcal{Q}_i)$ , where  $i = 1, 2, 3$ . By using computer calculations, we can obtain  $\Omega_1, \Omega_2$  and  $\Omega_3$ , as shown in Figure 16, Figure 17 and Figure 18.

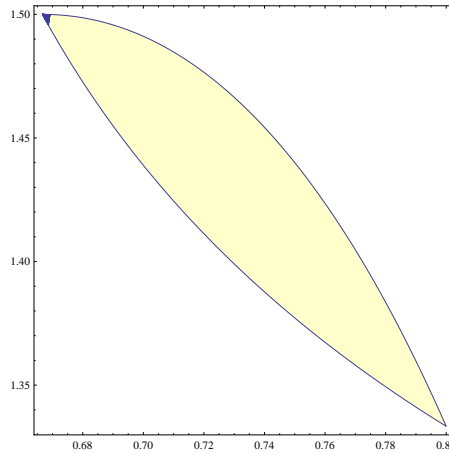


Figure 16:  $\Omega_1$

Corollary 2.4 can be expressed as :  $\omega_L(\mathcal{Q}) = \Omega_1 \cup \Omega_2 \cup \Omega_3$  lies between the curves  $uv = 1$  and  $\frac{1}{u} + \frac{1}{v} = 2$ , as shown in Figure 19.

*Remark 7.2.* Let  $K_f$  be the convex disk defined in Section 1. We note that there exist convex disks  $K_f$  such that the inequality  $\frac{1}{\delta_L(K_f)} + \frac{1}{\vartheta_L(K_f)} \geq 2$  does not hold. For example, we can let  $f(x) = 1 - x^3$ . By Theorem 3.5 and Theorem

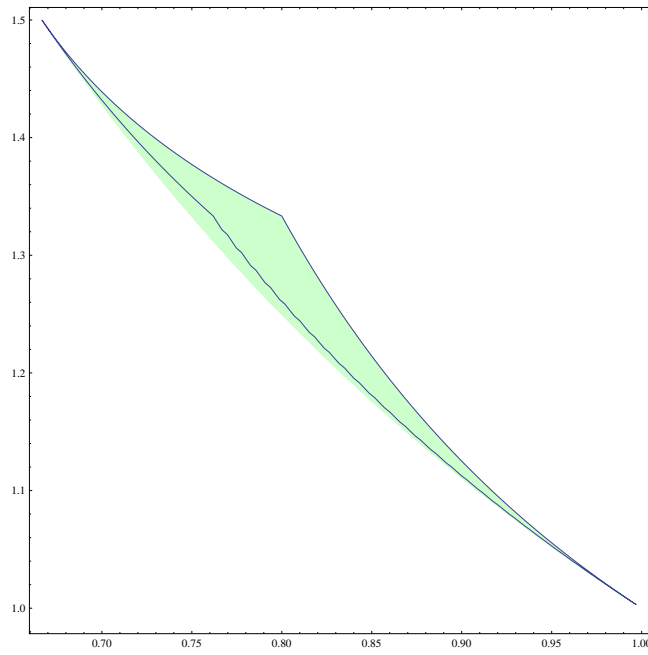


Figure 17:  $\Omega_2$

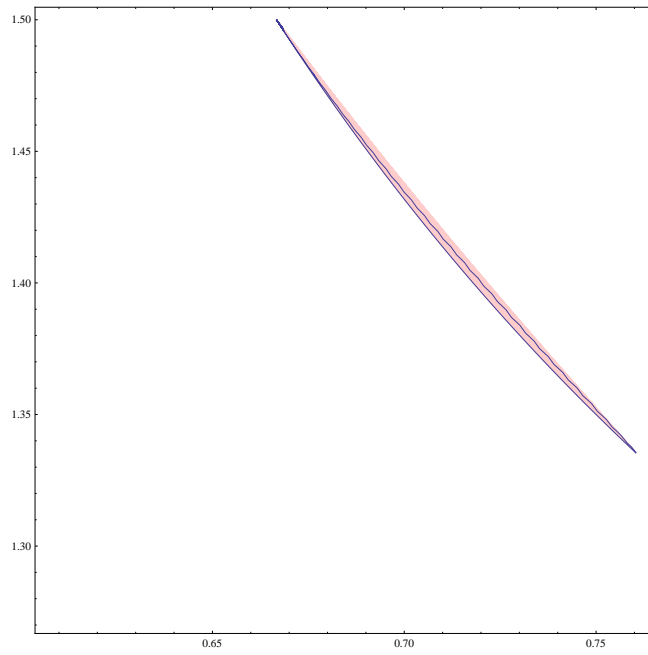


Figure 18:  $\Omega_3$

3.1, one can get

$$\delta_L(K_f) = 0.8384279476 \dots$$

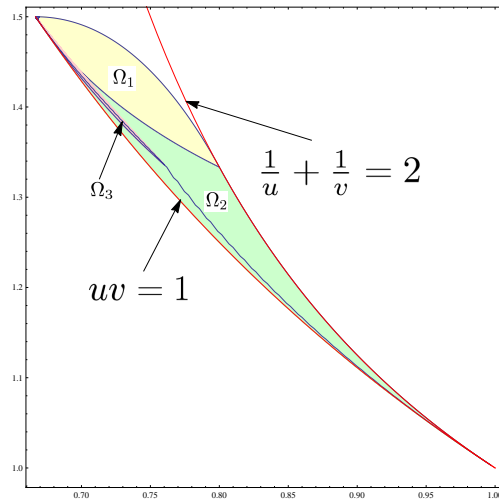


Figure 19:  $\omega_L(Q)$

and

$$\vartheta_L(K_f) = 1.282632608 \dots$$

and hence

$$\frac{1}{\delta_L(K_f)} + \frac{1}{\vartheta_L(K_f)} = 1.972354815 \dots < 2$$

## 8 Problems

Let  $K_f$  be the convex disk defined in Section 1. We would like to conclude with two questions

**Problem 1** Dose the inequality

$$\delta_L(K_f)\vartheta_L(K_f) \geq 1$$

hold for every convex disk  $K_f$ ?

**Problem 2** Is it true that

$$\delta_L(K_f) + \vartheta_L(K_f) \geq 2$$

and

$$\vartheta_L(K_f) \leq 1 + \frac{5}{4}\sqrt{1 - \delta_L(K_f)}$$

for every convex disk  $K_f$ ?

## Acknowledgement

I am very much indebted to Professor ChuanMing Zong for his valuable suggestions and many interesting discussions on the topic. This work is supported by 973 programs 2013CB834201 and 2011CB302401.

## References

- [1] Rogers, C. A.: Packing and Covering. Cambridge university press, pp. 16–20. (1964)
- [2] Rogers, C. A.: The closest packing of convex two-dimensional domains. *Acta Math.* **86**, 309–321 (1951)
- [3] Fáry, I.: Sur la densité des réseaux de domaines convexes. *Bulletin de la S. M. F.* tome 78, 152–161 (1950)
- [4] Fejes Tóth, L.: Regular Figures. Pergamon. New York (1964)
- [5] Fejes Tóth, L.: Some packing and covering theorems. *Acta Math. Acad. Sci. Hungar.* **12**, 62–67 (1950)
- [6] Dowker, C.H.: On minimum circumscribed polygons. *Bull. Am. Math. Soc.* **50**, 120–122 (1944)
- [7] Ismailescu, D.: Inequalities between lattice packing and covering densities of centrally symmetric plane convex bodies. *Discrete Comput. Geom.***25**, 365–388 (2001)
- [8] Ismailescu, D., Kim, B.: Packing and Covering with Centrally Symmetric Convex Disks. *Discrete Comput. Geom.***51**, 495–508 (2014)
- [9] Kuperberg, W.: The set of packing and covering densities of convex disks. *Discrete Comput. Geom.***50**, 1072–1084 (2013)
- [10] Sriamorn, K., Xue, F.: On the Covering Densities of Quarter-Convex Disks, arXiv:1411.4409 (2014)