

THÈSE

Pour obtenir le grade de

DOCTEUR DE L'UNIVERSITÉ DE GRENOBLE

Spécialité : **Physique théorique**

Arrêté ministériel : 7 août 2006

Présentée par

Béranger Dumont

Thèse dirigée par **Sabine Kraml**

préparée au sein **LPSC Grenoble**
et de **l'école doctorale de physique**

Higgs, supersymmetry and dark matter after Run I of the LHC

Thèse soutenue publiquement le **24/09/2014**,
devant le jury composé de :

Pr. Johann Collot

Professeur, LPSC Grenoble, Université de Grenoble, Président

Dr. Abdelhak Djouadi

Directeur de recherche CNRS, LPT Orsay, Université Paris-Sud XI, Rapporteur

Pr. Manuel Drees

Professor, Bethe Center for Theoretical Physics, Universität Bonn, Rapporteur

Dr. Geneviève Bélanger

Directeur de recherche CNRS, LAPTh, Université de Savoie, Examinatrice

Dr. Veronica Sanz

Lecturer, University of Sussex, Examinatrice

Dr. Cyril Hugonie

Maître de conférences, LUPM, Université Montpellier 2, Examineur

Dr. Sabine Kraml

Directeur de recherche CNRS, LPSC Grenoble, Université de Grenoble, Directeur de thèse



And here, poor fool! with all my lore
I stand, no wiser than before

Johann Wolfgang von Goethe, *Faust*, 1808

We shed as we pick up, like travellers who must carry everything in their arms, and what we let fall will be picked up by those behind. The procession is very long and life is very short. We die on the march. But there is nothing outside the march so nothing can be lost to it.

Tom Stoppard, *Arcadia*, Act I, Sc. 3, 1993

Remerciements

La thèse est une expérience dont on ne peut désapprendre les principaux enseignements. Elle laisse le temps de se développer et de réaliser une diversité de projets, mais passe également en un clin d’œil. Ainsi, à l’heure du bilan, il m’est difficile de trouver le juste équilibre pour remercier et rendre hommage à tous ceux qui m’ont aidé et ont accompagné mon développement de chercheur.

Je ne peux commencer, bien sûr, que par Sabine. Le mérite de ne pas m’avoir fait regretter mon exil dans les montagnes grenobloises pendant trois ans et demi, pour le stage de Master 2 puis pour la thèse, lui revient très largement. Je pense pouvoir dire que son rôle de « conseillère de thèse » a été rempli à la perfection, grâce à son dynamisme et à sa détermination à donner les meilleures chances à ses étudiants (ainsi que sa compréhension pour mes horaires légèrement décalés). Les nombreux workshops et conférences auxquels j’ai pu assister, et pour lesquels j’ai été invité par Sabine à participer dès les débuts de la thèse, ont été un grand atout. Au-delà de cela, j’ai pu apprécier le juste équilibre entre le souci apporté à la liberté et l’autonomie du jeune chercheur d’un côté, et le souci de la production scientifique de qualité de l’autre. C’est un encadrement idéal à l’émancipation et permettant de devenir un chercheur productif et visible, bien adapté à la compétition internationale. Mon principal regret est de ne pas avoir assez saisi les opportunités de faire de l’escalade, et de ne pas avoir fait la dégustation de vin prévue, mais cela pourrait se régler lors de mon retour à Grenoble !

Je tiens également à remercier tous mes collaborateurs pour les échanges fructueux que nous avons eus, ainsi que les membres de mon jury de thèse pour m’avoir fait l’honneur de leur présence et pour leurs remarques pertinentes sur le manuscrit de thèse, qui ont permis de l’améliorer. J’ai une pensée particulière pour Geneviève, présente dans le jury en tant qu’examinatrice mais qui aurait tout aussi bien pu apparaître en tant que co-directrice de thèse ! Nos collaborations régulières, dès mon arrivée à Grenoble, ont toujours été très agréables. Je voudrais par ailleurs saluer le professionnalisme et le plaisir que j’ai eu à travailler avec Jérémy Bernon, actuellement étudiant en thèse au LPSC. Je lui souhaite une expérience de recherche pleinement épanouissante. Enfin, je remercie John F. Gunion pour son invitation à Davis ainsi que pour sa lettre de recommandation.

Le travail effectué lors de ces trois ans et demi au sein du groupe théorie du LPSC aurait cependant été bien fade sans les pauses cafés et les fameux birthday/name day/paper cakes. Sans prétention d’exhaustivité, je tiens à saluer Akın, Dipan, Florian, Guillaume, Ingo (qui a également été mon tuteur de monitorat), Jérémy, Josselin, Quentin, Suchita, Tomáš et Zhao-ting, tous (ex-)membres du groupe, pour les discussions amicales. Il me faut également mentionner le très bon accueil du groupe lors de mon arrivée, et l’aide reçue à mes

débuts, notamment de la part de Tomáš.

Je n'oublie pas que la thèse est aussi l'achèvement du cursus universitaire, commencé il y a maintenant huit ans à l'université Montpellier 2. Je garde un souvenir très riche du Master « Cosmos, Champs et Particules », et tout particulièrement des cours de qualité de Cyril Hugonie et Gilbert Moultağa en physique des particules, et de Henri Reboul et David Polarski en cosmologie. J'en profite pour faire un salut amical à tous les membres de ma promotion, en particulier Pablo, Michaël et Léo.

Enfin, l'achèvement de cette thèse est l'une des trop rares occasions qui me permettent de vraiment remercier ceux qui me sont chers et m'accompagnent depuis toujours. Le deuxième docteur de la famille vous doit beaucoup. Merci enfin, et par dessus tout, à Flora pour sa patience et son soutien sans faille, pour ses aides en anglais (britannique), et pour partager ma vie.

Contents

1	Introduction	1
1.1	A brief overview of the Standard Model	2
1.2	The need for BSM physics	6
1.2.1	Theoretical problems: hierarchy and aesthetics	6
1.2.2	Observational problems: dark matter and others	9
1.3	Supersymmetry	12
1.3.1	Supersymmetric Lagrangians	13
1.3.2	The MSSM	15
1.4	Dark matter: the last gasp of WIMPs?	19
2	At least a Higgs boson	23
2.1	Pre-LHC constraints on the Higgs boson	24
2.2	Production and decay of the SM Higgs boson at the LHC	27
2.3	Discovery and measurements at the LHC	30
2.4	Constraining new physics with the LHC Higgs results	35
2.5	The excitement about an excess in the diphoton channel in 2012	42
2.5.1	Framework	43
2.5.2	Experimental inputs and fitting procedure	44
2.5.3	Fits to reduced Higgs couplings	48
2.5.4	Application to two-Higgs-Doublet Models	53
2.5.5	Conclusions	56
2.6	The status of Higgs couplings after Moriond 2013	60
2.6.1	Methodology and combined signal strengths ellipses	61
2.6.2	Fits to reduced Higgs couplings	65
2.6.3	Interplay with direct dark matter searches	69
2.6.4	Application to two-Higgs-Doublet Models	72
2.6.5	Application to the Inert Doublet Model	74
2.6.6	Conclusions	77
2.7	A Bayesian view of the Higgs sector with higher dimensional operators	78
2.7.1	Electroweak higher-dimension operators	79
2.7.2	Data treatment	84
2.7.3	On weak bosons tensorial couplings	87
2.7.4	Deviations caused by new physics	91
2.7.5	Bayesian setup and low- Λ scenario	93
2.7.6	Inference on HDOs	97

2.7.7	Conclusions	103
2.8	The phenomenological MSSM in view of the 125 GeV Higgs data	106
2.8.1	Analysis	107
2.8.2	Results	112
2.8.3	Conclusions	124
2.9	Lilith: a new public tool for constraining BSM scenarios from Higgs measurements	126
2.10	Some thoughts on the future of Higgs measurements and likelihoods	127
2.10.1	Signal strengths	128
2.10.2	Fiducial cross sections	130
3	Interpreting LHC searches for new physics	133
3.1	Constraining new physics with simplified models	137
3.2	LHC constraints on light neutralino dark matter in the MSSM	141
3.2.1	Setup of the numerical analysis	143
3.2.2	Experimental constraints	144
3.2.3	Results	147
3.2.4	Conclusions	152
3.3	Status of the mixed sneutrino dark matter model	153
3.3.1	Framework	154
3.3.2	Analysis	155
3.3.3	Status of June 2012	166
3.3.4	Status of June 2014	176
3.3.5	Conclusions	178
3.4	Introduction to analysis reimplementation	180
3.5	Reimplementing analyses within MadAnalysis 5	187
3.5.1	Creation of an analysis template	189
3.5.2	Merging several analyses in a single working directory	190
3.5.3	Coding of an analysis	190
3.5.4	Compiling and executing the analysis	210
3.5.5	The structure of the output of an analysis	210
3.5.6	Modifications to Delphes: Delphes-MA5tune	212
3.5.7	Limit setting	213
3.5.8	Conclusions	215
3.6	CMS search for stops in the single-lepton final state	215
3.7	ATLAS search for electroweak-inos and sleptons in the di-lepton final state	219
4	Conclusions	223
	Bibliography	227

Chapter 1

Introduction

Since the confirmation of the existence of atoms in the 19th century, we know that ordinary matter is associated with a scale that determines its chemical properties. Below this scale, matter can no longer be divided without a dramatic modification of its properties, and has been shown not to obey the laws of classical mechanics. The birth of modern particle physics, in the 20th century, is associated with the exploration of the subatomic scale and its description in terms of a relativistic quantum field theory. The development of particle physics is intimately related to high-energy physics because energetic collisions are required to probe the structure of matter (*i.e.*, smaller scales) in a direct way. To this aim, facilities where particles are accelerated up to the relativistic regime before colliding have been built. The outcome of the collisions is recorded by a detector located around the interaction point, and can be used to discriminate between models of particle physics.

As the center-of-mass energy of the collisions was pushed higher and higher, more and more short-lived particles that did not seem to constitute the ordinary matter were observed, with various masses, lifetimes, electric charges and decay patterns. It became evident that this wealth of particles was hiding a more fundamental structure to be revealed after classification, as was done for the chemical elements by Mendeleev. Detailed study of these new states lead to the identification of relevant quantum numbers, later identified with the number and flavor of quarks constituting the observed particles called hadrons (because bound by the strong interaction). Moreover, it was shown that quarks should possess an additional quantum number, the “color”, and lie in the fundamental representation of a non-abelian gauge group associated to color, $SU(3)_C$. The gauge theory based on $SU(3)_C$, quantum chromodynamics (QCD), predicts massless vector gauge bosons called gluons and determines the dynamics of strong interactions. QCD was also shown to predict the confinement of quarks inside the hadrons as well as asymptotic freedom [1–4], *i.e.* the decrease of the coupling constant at high energies, making it possible to test the theory via perturbative calculations.

In parallel to these findings, not only electromagnetic and strong interactions were observed but also weak interactions, in particular in β decays of nuclei and in muon decays. Initially explained with four-fermion contact interactions with strength G_F by Fermi in the 1930’s [5], it was later identified with a vector minus axial vector tensor structure, $V - A$ [6]. However, since the four-fermion operator has mass dimension 6 it is an effective operator, and must be suppressed by a factor of Λ^2 , where Λ is the scale where new interactions should

appear. Assuming coefficients of order unity, this leads to

$$G_F = \frac{\mathcal{O}(1)}{\Lambda^2} \approx 10^{-5} \text{ GeV}^{-2} \Rightarrow \Lambda \approx 300 \text{ GeV} . \quad (1.1)$$

This simple dimensional analysis hints the true scale of weak interactions. A complete description of the weak interactions only came in the 1960–1970’s [7–10], after unification with the electromagnetic interaction (collectively called electroweak interaction), and was the last major milestone in the formulation of the Standard Model (SM) of particle physics. It predicted neutral weak currents in addition to the charged weak currents that were observed so far, and had a spectacular confirmation in 1974 in Gargamelle [11], and finally with the discovery of the W and Z bosons in the UA1 and UA2 experiments at CERN in 1983 [12–15]. The SM was then completed at LEP, Tevatron and the LHC with precision measurements and the discovery of the top quark and Higgs boson.

The Lagrangian formulation of the SM and a brief summary of the (consequences of the) breaking of the electroweak symmetry will be given in Section 1.1. As we will see in Section 1.2, the SM has limitations and in particular one can expect new physics to arise in the Higgs sector, motivating beyond the SM (BSM) theories. In Section 1.3, a possible solution to these problems will then be discussed in the context of supersymmetric extensions to the SM. Finally, a short review on a class of dark matter (DM) candidates, the WIMPs, will be given in Section 1.4.

1.1 A brief overview of the Standard Model

The Standard Model is a quantum field theory based on the Poincaré symmetry and the $\text{SU}(3)_C \times \text{SU}(2)_L \times \text{U}(1)_Y$ local symmetry. Its field content is given in Table 1.1. The fermions of the SM, given in terms of left-handed Weyl spinors, can be divided into two categories: up- and down-type quarks, which are colored particles (they transform under the irreducible representation of $\text{SU}(3)_C$), and charged leptons and neutrinos which are uncolored particles. Out of the three generations of fermions, that transform under the same representations but will later be given different masses, only one generation is shown in Table 1.1. The gauge bosons associated with each of the three gauge groups of the SM (and that transform under the adjoint representation) are also given in Table 1.1. Finally, there is a complex scalar Higgs field, which transforms as a doublet under $\text{SU}(2)_L$.

The Lagrangian of the SM can be written in a compact form as follows:

$$\mathcal{L} = -\frac{1}{4}F_{\mu\nu}^a F^{a\mu\nu} + i\chi^\dagger \not{D}\chi + |D_\mu\Phi|^2 + (y_{ij}\chi_i\chi_j\Phi + \text{h.c.}) - V(\Phi) , \quad (1.2)$$

where χ is a left-handed Weyl fermion from Table 1.1. It is the most general renormalizable Lagrangian based on the considered global and local symmetries and on the fields present in Table 1.1. The first three terms of the Lagrangian contain the kinetic terms for the gauge, fermionic, and Higgs fields, respectively. In the second and third terms, the covariant derivative, D_μ , comes from the requirement of gauge invariance, and encapsulates the gauge interactions of the fermions and of the Higgs field. The next-to-last term of the Lagrangian

Field		SU(3) _C , SU(2) _L , U(1) _Y
quarks (×3 generations)	$q_L = (u_L \ d_L)$	$(\mathbf{3}, \mathbf{2}, \frac{1}{6})$
	u_R^\dagger	$(\bar{\mathbf{3}}, \mathbf{1}, -\frac{2}{3})$
	d_R^\dagger	$(\bar{\mathbf{3}}, \mathbf{1}, \frac{1}{3})$
leptons (×3 generations)	$l = (\nu_e \ e_L)$	$(\mathbf{1}, \mathbf{2}, -\frac{1}{2})$
	e_R^\dagger	$(\mathbf{1}, \mathbf{1}, 1)$
gluon	g	$(\mathbf{8}, \mathbf{1}, 0)$
W	$(W^+ \ W^0 \ W^-)$	$(\mathbf{1}, \mathbf{3}, 0)$
B	B^0	$(\mathbf{1}, \mathbf{1}, 0)$
Higgs	$\Phi = (\phi^+ \ \phi^0)$	$(\mathbf{1}, \mathbf{2}, \frac{1}{2})$

Table 1.1: Field content of the Standard Model. The fermionic (quark and lepton) content of the theory is given in terms of left-handed Weyl spinors. The normalization of the weak hypercharge Y is chosen so that the electric charge is $Q = T_3 + Y$, where T_3 is the third component of the weak isospin.

controls the Yukawa couplings of the Higgs to fermions. Writing down the SU(2)_L invariants explicitly, we get

$$\mathcal{L}_{\text{Yukawa}} = y_{ij} \chi_i \chi_j \Phi + \text{h.c.} = y_{ij}^u q_{L,i} \varepsilon \Phi^T u_{R,j}^\dagger + y_{ij}^d q_{L,i} \Phi^\dagger d_{R,j}^\dagger + y_{ij}^l l_i \Phi^\dagger e_{R,j}^\dagger + \text{h.c.}, \quad (1.3)$$

where y_{ij}^u , y_{ij}^d and y_{ij}^l are 3×3 complex matrices in flavor space. Finally, the last term in Eq. (1.2) is the Higgs potential, defined as

$$V(\Phi) = \mu^2 \Phi^\dagger \Phi + \lambda (\Phi^\dagger \Phi)^2, \quad (1.4)$$

where it can be noted that μ is the only dimensionful parameter of the SM.

The Lagrangian given in Eq. (1.2) seems to be in gross contradiction with basic experimental results. Indeed, we do not observe two independent massless electrons (e_L and e_R), and the photon is simply absent from the list of fields given in Table 1.1. A simple solution would be to add explicit mass terms for the fermions and W and Z bosons in the Lagrangian, but this is not invariant under SU(2)_L, hence would break the electroweak symmetry. Therefore, these fields need to be given mass in an indirect way. The simplest solution, realized in the SM, is the Higgs (or Brout–Englert–Higgs) mechanism [16–21], and involve the scalar field Φ , whose potential is given in Eq. (1.4).

Taking $\mu^2 < 0$ and $\lambda > 0$ in Eq. (1.4), the Higgs potential takes on a “mexican hat” shape, with a local maximum at zero field value and degenerate global minima for $\Phi^\dagger \Phi = -\mu^2/(2\lambda) \equiv v^2$, where v is the vacuum expectation value (vev) of the Higgs field. This results in a spontaneous breaking of the electroweak symmetry, while preserving the conservation of the electric charge related to the U(1)_{e.m.} gauge group: SU(2)_L × U(1)_Y → U(1)_{e.m.}.

Unlike the spontaneous breaking of a global symmetry that gives rise to massless Nambu–Goldstone modes [22–24], in the breaking of the electroweak symmetry three of the four would-be Goldstone bosons are “eaten” by the gauge bosons, and give longitudinal degrees of freedom (*i.e.*, masses) to the W^+ , W^- and Z^0 bosons (the W^0 and B^0 bosons mix after electroweak symmetry breaking to give a massive Z^0 boson and a massless photon),

$$M_W = \frac{gv}{2}, \quad M_Z = \frac{\sqrt{g^2 + g'^2}v}{2}. \quad (1.5)$$

The remaining degree of freedom can be written as

$$\Phi = \frac{1}{\sqrt{2}} \begin{pmatrix} 0 \\ v + H(x) \end{pmatrix}, \quad (1.6)$$

where H is a real neutral scalar, the massive physical Higgs field.

In addition to giving masses to the weak gauge bosons, the Higgs mechanism also gives masses to the fermions. Indeed, after electroweak symmetry breaking the Yukawa terms in the Lagrangian (see Eq. (1.3)) generate Dirac mass terms for the fermions with the replacement $\phi^0 \rightarrow (v + H)/\sqrt{2}$. A connection is thus made between two Weyl fermions, which form Dirac fermions, for the up- and down-type quarks and for the charged leptons: $(u_L \ u_R)$, $(d_L \ d_R)$, and $(e_L \ e_R)$, respectively. All fermion masses can be obtained after diagonalization of the corresponding y_{ij} matrix, leading to $m_{f,i} = y_i \times v/\sqrt{2}$ (with $f = \{u, d, e\}$ and $i = 1, 2, 3$). However, in general the up- and down-type Yukawa matrices cannot be diagonalized simultaneously, leading to a mismatch between the mass eigenstates (that propagate freely) and the weak eigenstate (where charged currents couple to the u_L and d_L fields). This mismatch is specified with the Cabibbo–Kobayashi–Maskawa (CKM) matrix [25, 26], a 3×3 unitary matrix parameterized by three mixing angles and a CP-violating phase.

In total, the SM has 19 free parameters: nine fermion masses (six for the quarks, three for the charged leptons), four parameters for the CKM matrix, three gauge couplings (g_s , g and g' for $SU(3)_C$, $SU(2)_L$ and $U(1)_Y$, respectively), μ^2 and λ (or, equivalently, v and m_H), and the QCD vacuum angle θ_{QCD} controlling CP violation in the strong sector. However, since the discovery of neutrino oscillations [27] we know that at least two neutrinos must have a mass. Therefore an extension of the SM where Majorana and/or Dirac mass terms are given to the neutrinos is required, the latter solution involving an additional neutrino field, ν_{eR} , that is sterile (not charged under any of the SM gauge groups). Neutrino masses also lead to the equivalent of the CKM matrix in the lepton sector, the Pontecorvo–Maki–Nakagawa–Sakata (PMNS) matrix [28–30].

The predictions of the SM can be tested in many ways. First, within the SM all flavor-changing processes in the quark sector must be explained with the CKM matrix, where moreover CP violation is parameterized with only one phase. BSM physics generically induces or contributes to flavor-changing and CP-violating processes, and might spoil the unitarity of the CKM matrix. For example, some of the flavor physics measurements can be shown in the $(\bar{\rho}, \bar{\eta})$ plane (two parameters of the CKM matrix derived from the Wolfenstein parameterization [31]) and can be checked for consistency. This was done by the CKMfitter group [32, 33] using the most recent experimental data and is shown in Fig. 1.1 (see also global fits by the UTfit collaboration [34, 35]). Excellent agreement is observed for $(\bar{\rho}, \bar{\eta}) \approx (0.15, 0.34)$ from

all considered measurements, as well as in the most general flavor fits. Note that several flavor measurements constrain new physics much above the TeV scale, depending on the flavor structure of the theory [36, 37]. This is a strong indication that new physics must be either beyond the LHC reach, or with a non-generic flavor structure. (Strong experimental bounds also exist in the lepton sector, in particular on the flavor-changing $\mu \rightarrow e\gamma$ process [38] and on the electric dipole moment of the electron [39].) Finally, all searches for quark and lepton substructure (see, *e.g.*, Refs. [40, 41]), as well as searches for new chiral and vector-like fermions turned out negative.

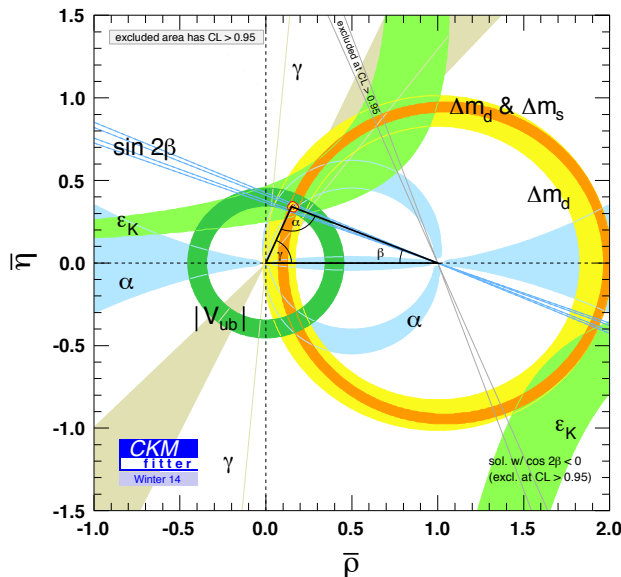


Figure 1.1: Constraints on the CKM matrix in the $(\bar{\rho}, \bar{\eta})$ plane as performed by the CKMfitter group and taken from Ref. [33]. The individual constraints from charmless semileptonic B decays and $B \rightarrow \tau\nu$ ($|V_{ub}|$), from mass differences in the B (Δm_d) and B_s (Δm_s) neutral meson systems, and from CP violation in kaon systems (ε_K), in $B \rightarrow \psi K$ ($\sin 2\beta$), $B \rightarrow \pi\pi, \rho\pi, \rho\rho$ (α) and $B^\pm \rightarrow DK^\pm$ (γ) are superimposed.

The SM was also tested with high precision in the electroweak sector, in particular using observables at the Z^0 pole measured at LEP [42]. This will be briefly presented in Section 2.1 (see in particular Fig. 2.1; also Ref. [43]). Moreover, the recent measurements of the Higgs boson performed at CERN's Large Hadron Collider (LHC) start to probe the Higgs sector of the SM with a good precision, see Chapter 2 from Section 2.3 onwards. In all cases, no significant deviation from the SM predictions was observed, and all direct searches for new gauge bosons and extra Higgs bosons also turned out negative so far. To date, the most serious discrepancy from the SM predictions in beam-based experiments may come from the anomalous magnetic moment of the muon, $(g - 2)_\mu$, where a $\sim 3\sigma$ discrepancy is found between the experimental measurement [44] and the predicted SM value [45]. However, the treatment of the hadronic contributions to the magnetic moment, and their associated uncertainties, is still debated; new measurements and improved SM calculations should clarify the situation in the future.

In summary, significant efforts were made in testing predictions of the SM with high precision in the past twenty years in the different sectors of the theory. So far, all measurements show a good agreement with the SM predictions. This spectacular success is even more remarkable given the construction of the SM, directly obtained from symmetry principles and the fields content of Table 1.1. To say the least, the SM seems to be an excellent effective field theory at the electroweak scale, and possibly beyond.

1.2 The need for BSM physics

Although the Standard Model successfully describes all phenomena observed in collider-based experiments so far, it cannot be thought of as a theory of everything. Obviously, a first limitation of the SM is that it does not incorporate gravity. Gravity is associated with the Planck scale, $M_{\text{Pl}} \approx 10^{19}$ GeV, which sets an upper bound on the validity scale of the SM. Because of the extremely large difference between the Planck scale and the TeV scale that is directly accessible at the LHC—sixteen orders of magnitude—quantum effects of gravity, suppressed by powers of the Planck scale, should be out of reach of the LHC and of any foreseeable human-based experiment.

Should we also expect beyond the SM physics below the Planck scale? As we will see, there are very good reasons to believe so. Although being a successful and consistent theory, the SM leaves many questions unanswered and exhibits intriguing features that call for an extension to the SM. This will be discussed in Section 1.2.1. Certainly, the most pressing issue is the hierarchy problem in the Higgs sector, that gives a strong motivation for BSM physics around the electroweak scale. In addition to these theoretical problems, the SM is known to fail at explaining a number of astrophysical and cosmological observations. Of particular importance is the necessity of a BSM particle candidate to account for the density of dark matter that is observed. This will be presented in Section 1.2.2, together with a brief discussion on other observational problems.

1.2.1 Theoretical problems: hierarchy and aesthetics

What is commonly believed to be the most severe problem of the SM is the hierarchy problem in the Higgs sector, *i.e.* the understanding of the very large difference between the electroweak and the Planck scale. As was shown in Section 1.1, the Higgs mass is a free parameter of the model. However, it was known long before its discovery that it should be of the order of 100 GeV, from consistency reasons and from precision measurements in the electroweak sector (see Section 2.1). Therefore, a natural value for the μ^2 parameter appearing in the Higgs potential would be of order $-(100 \text{ GeV})^2$. At the quantum level, however, one needs to take into account self-energy corrections to the Higgs mass, as shown in Fig. 1.2 for a Dirac fermion f .

Following Ref. [46], the one-loop self-energy correction shown in Fig. 1.2 can be written

$$\Pi_{hh}^f(0) = -2y_f^2 \int \frac{d^4k}{(2\pi)^4} \left[\frac{1}{k^2 - m_f^2} + \frac{2m_f^2}{(k^2 - m_f^2)^2} \right], \quad (1.7)$$

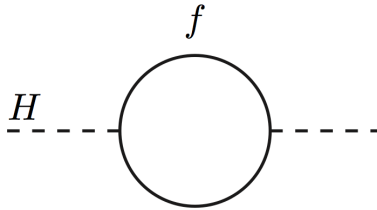


Figure 1.2: One-loop self-energy correction to the Higgs mass due to a Dirac fermion f .

where it is manifest that the first term of the loop integral is quadratically divergent. Using momentum cutoff regularization, one finds $\delta m_H^2 \propto \Lambda^2$, where Λ is the scale of new physics. Assuming that the SM remains valid up to the Planck scale (*i.e.*, taking $\Lambda = M_{\text{Pl}}$) would result in a correction to the Higgs mass of the order of the Planck mass, in clear contradiction with the desired value of 100 GeV. At this point, a remark is in order. While momentum cutoff regularization makes it directly explicit that the Higgs mass is sensitive to high scales, using dimensional regularization instead one would obtain a correction $\delta m_H^2 \propto m_f^2$. Since the heaviest fermion in the SM is the top quark, with mass of about 173 GeV, this would only amount to a reasonable correction to the Higgs mass.

In both cases, however, the extreme sensitivity to high scales remains since the Higgs mass is driven by the mass of the heaviest particle that couples to the Higgs. This remains true even if the coupling is not direct, for example in the case of a heavy BSM particle that acquires mass in a different way and only couples to the Higgs via gauge bosons. Unlike the other particles of the SM, the mass of a scalar is not protected by any symmetry, explaining these disastrously large corrections. All known solutions to the hierarchy problem invoke new physics at a rather low scale (not too far from the electroweak scale) in order to avoid large fine-tuning cancellations. This is the strongest argument in favor of new physics at the TeV scale, accessible at colliders such as the LHC.

Possible alternatives would be *(i)* there is no new physics up to the Planck scale, at which a yet unknown mechanism would protect the Higgs mass from receiving any large correction from Planck-scale physics, *(ii)* to simply accept the enormous fine-tuning it implies, or *(iii)* to explain the fine-tuning with the anthropic principle (*e.g.*, in the context of a multiverse, possibly motivated by the string theory landscape). The importance to be given to the hierarchy problem is of course a personal choice, as long as the “fine-tuning price” to pay in order to not have physics around the electroweak scale is kept in mind. My personal opinion is that *(i)* is highly unlikely already in light of the other limitations of the SM, given in the rest of the section, that also motivate new physics. The views *(ii)* and *(iii)* are acceptable and can be compared to the tuning of the cosmological constant, but are much less satisfactory and less appealing than solutions to the hierarchy problem. Incidentally, all three alternatives would greatly reduce the expectations for new physics at the TeV scale.

Turning to other theoretical problems in the SM, several coincidences and intriguing features can be noted and seen as a motivation to go beyond the SM. First, after the unification of electricity and magnetism into electromagnetism, and the (incomplete) unification of the electromagnetic and weak interactions, it is natural to go a step further and try to unify the electroweak and strong interactions. In that case, the SM, based on the direct product

of three gauge groups, would be embedded into a so-called Grand Unified Theory (GUT) based on a single gauge group. It was shown that the $SU(5)$ and $SO(10)$ groups contain the Standard Model as a subgroup and fit directly the fermionic content of Table 1.1 into simple representations. This is a remarkable feature given the complicated fermionic structure of the theory, and can be seen as a clear hint of the existence of a GUT. However, in order to have a GUT the three gauge couplings need to unify at some energy scale. Using the renormalization group equations (RGEs) of the SM, the three couplings can be extrapolated to high energies.¹ The evolution of the gauge couplings is shown in Fig. 1.3 (taken from Ref. [47]), where the dashed lines correspond to the SM. Clearly, the gauge couplings do not unify in the SM. This can be interpreted either as an objection against GUTs, or, more optimistically, as the indication that new physics is needed below 10^{13} GeV to deflect the running of the gauge couplings and make them unify. An example of such a model of new physics is given in the blue and red lines of Fig. 1.3. This corresponds to a supersymmetric model that will be presented in Section 1.3.

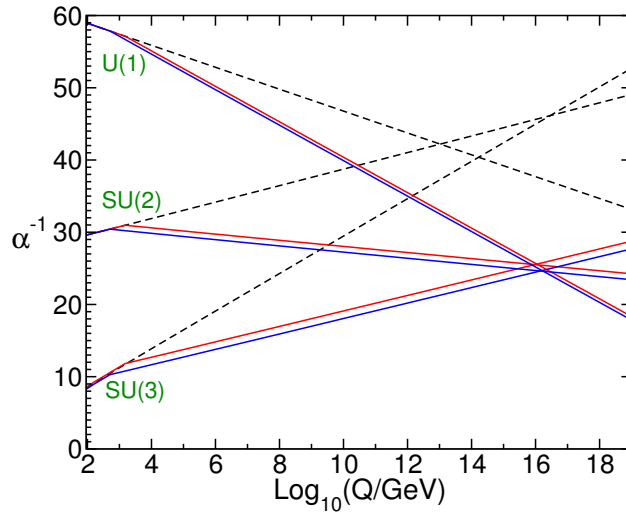


Figure 1.3: Two-loop renormalization group evolution of the three gauge couplings, in terms of $\alpha_i^{-1} = (g_i^2/4\pi)^{-1}$ (where $g_1 = \sqrt{\frac{5}{3}}g'$, $g_2 = g$ and $g_3 = g_s$), taken from Ref. [47]. The case of the Standard Model (MSSM) is shown in dashed (solid) lines. The blue and red lines correspond to a common threshold for the sparticle masses of 500 GeV and 1.5 TeV, respectively.

The presence of tiny neutrino masses can also be seen as an argument in favor of new physics. While Dirac masses can be given to the neutrinos (with the addition of sterile neutrinos to the theory) in the exact same way as for the other fermions, this is often found to be unnatural because the upper bound of $m_\nu \lesssim 1$ eV implies $y_\nu \lesssim 10^{-11}$, which is an uncomfortably small number. The alternative is to give Majorana masses to neutrinos, but

¹In the SM, the normalization of the hypercharge is free since there is no requirement from anomaly cancellation and only the product g/Y appears. On the other hand, assuming that the SM gauge groups are obtained from $SU(5)$ and/or $SO(10)$ fixes the normalization of the hypercharge, which is necessary for testing gauge coupling unification.

they do not appear in the Lagrangian given in Eq. (1.2) because they are not gauge invariant. A more natural explanation requires new physics, and it was found in particular that tiny neutrino masses can be explained from the large difference between the electroweak and the GUT scale (known as see-saw mechanisms), providing a supporting evidence for the existence of a GUT. Note that the Dirac or Majorana nature of the neutrinos can be tested experimentally from the (non-)detection of neutrinoless double beta decay, which only occurs if neutrinos are Majorana fermions (for recent experimental results, see Ref. [48]).

Furthermore, in the SM not only the generation of neutrino masses is explained by an unnaturally small value or by new physics. In the QCD Lagrangian, a CP-violating term of the form $\theta_{\text{QCD}} F_{\mu\nu}^a \tilde{F}^{\mu\nu a}$ should be present, where θ_{QCD} is the QCD vacuum angle. While this parameter is expected to be of order 1, upper bounds on the electric dipole moment of the neutron [49] translate into an upper bound on θ_{QCD} [50] of about 10^{-10} . This is called the strong CP problem. A solution to this problem, the Peccei–Quinn theory [51, 52], involves a new field, the axion, that may account for the dark matter in the Universe (see Section 1.2.2 below).

Finally, the SM can be seen as an incomplete theory of electroweak and strong interactions because of the relatively large number of free parameters (19 without giving masses to the neutrinos), among which 13 are related to fermion masses and mixings. The flavor structure given by the CKM and PMNS matrices is non-trivial, but is not explained by any widely accepted flavor symmetry. A number of desirable features for describing our Universe also turn out to be “accidentally” fulfilled in the SM. This is the case of the conservation of the baryon number and of the lepton numbers. Also, the field content of the SM miraculously cancels all gauge anomalies. These are extra arguments in favor of the SM being a residual symmetry of a more fundamental theory.

Needless to say, a number of arguments mentioned above rely on the idea of having, ultimately, a “theory of everything” that would explain everything from symmetry principles and involve no more than a handful of free parameters. This is a normal attitude after the spectacular success of the SM, but gives no guarantee for BSM physics. When asking ourselves why things are the way they are, at a certain point there might no longer be an answer to be found—and at this point we should simply be satisfied with an accurate description of the microscopic world.

1.2.2 Observational problems: dark matter and others

While no significant deviation from the SM was found in any collider-based experiment, pushing the scale of new physics higher and higher, a number of astrophysical and cosmological observations clearly require new physics beyond the SM—without, however, hinting for any particular energy scale. A very important observation is the existence of dark matter, a weakly interacting form of matter that is present in our galaxy and in the Universe at large scales (for a review, see, *e.g.*, Refs. [53, 54]). Some observational evidence will be presented in this section, while in Section 1.4 a particular class of DM candidates, the Weakly Interacting Massive Particles (WIMPs), will be discussed.

The first evidence for DM was found in the 1930’s in the observation of galaxies and clusters of galaxies. Gravitational effects inferred from the visible matter were found to be insufficient to explain the dynamics of these objects, leading to the assumption that most

of the mass is not coming from the visible matter, but instead from dark matter [55]. In this assumption, each galaxy would be associated with a DM halo (possibly spherical) that extends beyond the visible matter, and that accounts for most of the mass of the galaxy [56]. The classic example of the rotation curve of the galaxy NGC-3198 [57] is shown in the left panel of Fig. 1.4. The “disk” line corresponds to the expectation from visible matter only (concentrated near the center of the galaxy), and neither fits the shape nor the normalization of the observed galaxy rotation curve. Another component is thus needed to explain the presence of a plateau away from the galactic center: the DM halo.

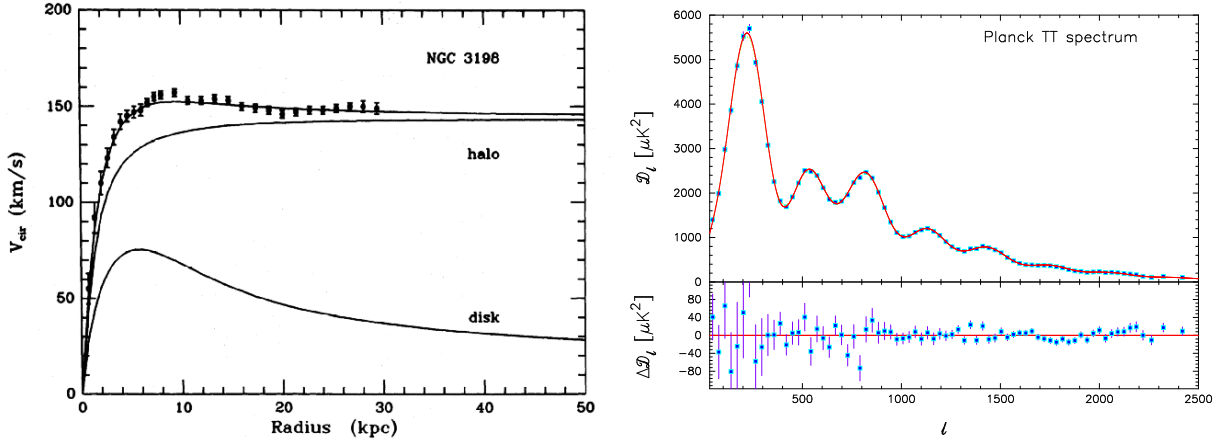


Figure 1.4: Left: rotation curve of the galaxy NGC-3198, as was reported in Ref. [57]. The expectations from visible matter only (“disk”) and dark matter only (“halo”) are given in addition to the velocity measurements. Right: Power spectrum of the CMB, taken from Ref. [58], derived from the observations of the Planck satellite.

The presence of DM can also be probed at the cosmological scale from the study of the thermal anisotropies in the Cosmic Microwave Background (CMB) that were observed with high precision by the WMAP and Planck satellites [58, 59]. These temperature fluctuations provide information on the early Universe, including the density of DM. The angular power spectrum of the CMB anisotropies as obtained by Planck [58] is shown in the right panel of Fig. 1.4. The location and amplitude of the acoustic peaks, and their relative ratios, can be used to infer the value of parameters of a given cosmological model. Within the Λ CDM model, the standard model of cosmology, a very precise determination of the dark matter relic density is obtained from the Planck measurements (in combination with other cosmological observations): $\Omega_{\text{DM}} h^2 = 0.1187 \pm 0.0017$ [58], where h is the reduced Hubble constant and $\Omega_{\text{DM}} \equiv \rho_{\text{DM}}/\rho_c$ (the ratio of the observed DM density to the critical density of the Universe). This corresponds to about five times the baryonic density and is a very strong evidence in favor of dark matter.

From the first pieces of evidence in the 1930’s to the present day, dramatic progress have been made in the observations. There is strong evidence for dark matter from the galactic to the cosmological scale. However, so far all direct observations rely on the gravitational interactions of dark matter. A sensible alternative is thus to modify gravitational interactions in order to account for the modified dynamics at and beyond the galactic scale (as well as

observations using gravitational lensing), and explain the CMB anisotropies without dark matter. It is very challenging to explain the observations made at different scales with modified gravity instead of dark matter, but does not constitute a no-go theorem. However, in models of modified gravity the presence of mass should necessarily be correlated with baryonic matter, while dark matter may decouple from baryonic matter. In the observation of a collision between two clusters, this difference can be used to discriminate between the two hypotheses. Indeed, when two such objects collide the average velocity of baryonic matter should considerably reduce, while the dark matter halo, if not made of strongly self-interacting particles, is expected to be mostly unaffected by the collision. The most famous example is the observation of the bullet cluster, from which it was shown that the spatial distribution of the baryonic matter (inferred from X-rays) is well separated from the mass (inferred from weak gravitational lensing) [60, 61]. This is a clear argument in favor of the particle nature of dark matter.

So there should be a dark matter particle, but can such a particle be found? In the SM, the only stable and electrically neutral particles are the neutrinos. However, both CMB anisotropies and structure formation are not only sensitive to the density of dark matter, but also to its temperature. Cold (non-relativistic) dark matter is favored by the data, while neutrinos are hot dark matter that cannot constitute more than a small fraction of the dark matter. New physics beyond the SM is thus needed to accommodate the observations. The possibility of axion dark matter has already been mentioned in Section 1.2.1, but many other possibilities have been proposed over the past decades. In Section 1.4, an important class of dark matter candidates, the WIMPs, will be presented.

The dark matter problem is not the only observational issue of the SM. It is clear that all the matter we are made of and surrounded with is made of particles, and not of antiparticles. Moreover, so far the observations indicate that all objects in the observable Universe are made of matter and not of antimatter. This imbalance can be explained by an asymmetry between matter and antimatter, which is necessary for a successful baryogenesis (*i.e.*, the domination of matter over antimatter from processes in the early Universe). This can be achieved if all three Sakharov conditions [62] are satisfied: violation of the baryon number B , C and CP violation, and interactions outside of thermal equilibrium. In the SM, the first condition does not seem to be satisfied at first sight as there are accidental symmetries associated with the conservation of the baryon and lepton number (B and L). However, the violation of the baryon number (while conserving $B - L$) is achieved through non-perturbative processes, for a saddle-point solution to the electroweak field equations called sphaleron. The second condition is satisfied from CP violation in the weak sector, while the third one requires that the electroweak phase transition is of strong first order, which is only the case if the Higgs is very light [63], which was ruled out by LEP [64]. BSM physics is thus needed for baryogenesis, which could be explained from an asymmetry in the leptonic sector (known as leptogenesis) that is converted into an asymmetry in the baryonic sector via, *e.g.*, sphalerons.

Finally, the last two problems do not really come from direct observation of phenomena that cannot be explained within the SM, but are well-established paradigms in cosmology that generally require new fields: dark energy and inflation. They have been invoked to explain, respectively, the accelerated expansion of the Universe at present times, and the flatness, homogeneity, and isotropy of the Universe. Nonetheless, these phenomena can simply be explained by the Friedmann–Lemaître equations which are solution to Einstein’s

equation in the case of a homogeneous and isotropic universe that is expanding or contracting, described by the Friedmann–Lemaître–Robertson–Walker metric. The acceleration of the Universe, motivating dark energy, can be explained with a non-vanishing $\Lambda g_{\mu\nu}$ term in Einstein’s equation, where Λ is known as the cosmological constant. Besides, the flatness of the Universe can be set by hand, and the homogeneity and isotropy at large scales might come from initial conditions at the Planck scale.

However, there are good reasons to believe that these direct explanations to the accelerated expansion, and to the flatness, homogeneity, and isotropy of the Universe are not really satisfactory. In order to match the observed expansion of the Universe, the cosmological constant Λ —that can either be seen as a geometrical factor or as a contribution to the stress–energy tensor—needs to be fine-tuned to an extremely small value, of the order of 10^{-52} m^2 . Several proposals for a dynamical origin of the accelerated expansion of the Universe, involving new fields, have been made. Moreover, the observed flatness of the Universe (corresponding to $\rho_{\text{tot}} \approx \rho_c$, the total energy density of the Universe being close to its critical density) imply that in the early Universe the total energy density was extremely close to the critical density, requiring a fine-tuning of the cosmological parameters. Finally, the homogeneity and uniformity of the Universe at large scales is difficult to understand as regions of the sky separated by more than about one degree could not have been in causal contact. A solution of the flatness, homogeneity and uniformity problems is inflation, a period of exponential expansion in the very early universe that involved an inflaton field. Recently, a signal was reported by the BICEP2 experiment in the search for inflationary gravitational waves in the polarization of the CMB [65], which would hint at an inflation scale of about 10^{16} GeV (remarkably close to the GUT scale in the MSSM, see next section). This claim should be clarified in light of a precise estimate of the foreground dust contamination in the coming months and years.

1.3 Supersymmetry

The SM remains unchallenged in collider-based experiments, but in the previous section we have seen that there are a number of motivations for going beyond the SM, from theoretical arguments as well as from cosmological observations. In light of the TeV energy scale being explored by the LHC, solutions to the hierarchy problem deserve special care as they should involve new particles and phenomena near the electroweak scale. In my opinion, this represents the greatest hope to shed light on BSM physics in the coming years, while all other discussed problems may or may not have anything to do with the TeV scale.

In Section 1.2.1, we have seen that quadratic divergences appear in the contribution from fermions (and analogously from the gauge and Higgs bosons) to the self-energy correction to the Higgs mass. This extreme sensitivity to high scale physics can be canceled to a great extent by BSM particles with the appropriate couplings, but these cancellations generally hold only at a given order in perturbation theory, and reintroduce the hierarchy problem at the next order. In order to cancel the large loop corrections in a systematic way at all orders in perturbation theory, a new symmetry is needed, and is called supersymmetry.

Supersymmetry (SUSY) is an extension of the Poincaré symmetry that groups fermions and scalars into chiral supermultiplets, and vector bosons and fermions into gauge supermul-

triplets. The Coleman–Mandula no-go theorem [66], that prevents from mixing the Poincaré group and gauge groups, is circumvented with the introduction of anticommuting spinor generators. The extension of the Coleman–Mandula theorem to the case of supersymmetry is the Haag–Lopuszanski–Sohnius theorem [67]. In $N = 1$ supersymmetry (which will be considered in this thesis), two spinor generators, Q and Q^\dagger , are introduced and transform a boson into a fermion and vice versa.

Supersymmetric extensions of the SM have been studied intensively for more than thirty years. The main reason is that SUSY elegantly solves the hierarchy problem by canceling all quadratic divergences, providing the symmetry that was missing to protect the Higgs mass from receiving large corrections. In a supersymmetric extension of the SM, the right amount of scalar degrees of freedom is introduced and cancels the quadratic divergences coming from fermions at all orders in perturbation theory. A number of other problems can easily be solved in a supersymmetric context. In Section 1.2.1, we have seen that there are good motivations for the existence of a GUT. However, in the SM the gauge couplings do not unify. In the minimal supersymmetric extension of the SM, the Minimal Supersymmetric Standard Model (MSSM), if supersymmetric partners of the SM particles are around the TeV scale, the unification of the gauge couplings is successfully achieved at a scale of about 2×10^{16} GeV [68–71], as can be seen in Fig. 1.3 (solid lines). Moreover, a dark matter candidate emerges naturally in supersymmetric extensions [72, 73], as will be seen in Section 1.3.2.

In Section 1.3.1, the construction of a supersymmetric Lagrangian will be briefly reviewed together with the issue of SUSY breaking. The MSSM Lagrangian and some direct phenomenological consequences will then be seen in Section 1.3.2. This section aims at introducing notations that will be used in the rest of the thesis when testing the MSSM against the results from the LHC and dark matter experiments. Reviews on supersymmetric extensions of the SM can be found in, *e.g.*, Refs. [46, 47], on which part of this section was based. In this section, most notations correspond to the ones of Ref. [47].

1.3.1 Supersymmetric Lagrangians

Since supersymmetry is an extension of the space-time symmetry, a supersymmetric model is most naturally defined in superspace, where in addition to the usual “bosonic” space-time coordinates, x^μ , four fermionic coordinates are added and expressed as two complex anticommuting two-component spinors: θ^α and $\theta^\dagger_{\dot{\alpha}}$ (where α and $\dot{\alpha} = 1, 2$). In this formalism, a chiral superfield can be conveniently expressed as

$$\Phi(y, \theta, \theta^\dagger) = \phi(y) + \sqrt{2}\theta\psi(y) + \theta\theta F(y), \quad (1.8)$$

where $y^\mu \equiv x^\mu + i\theta^\dagger\bar{\sigma}^\mu\theta$ (with $\bar{\sigma} = (\mathbf{1}, -\sigma^i)$). ϕ and ψ are a complex scalar and a left-handed Weyl fermion, respectively, and F is a complex scalar auxiliary field (that will not be given a kinetic term). In turn, a gauge superfield is given by

$$V(x, \theta, \theta^\dagger) = \theta^\dagger\bar{\sigma}^\mu\theta A_\mu(x) + \theta^\dagger\theta^\dagger\theta\lambda(x) + \theta\theta\theta^\dagger\lambda^\dagger(x) + \frac{1}{2}\theta\theta\theta^\dagger\theta^\dagger D(x), \quad (1.9)$$

in the Wess–Zumino supergauge. A_μ and λ are a gauge boson and a Weyl fermion, respectively, and D is a bosonic auxiliary field.

One can write a supersymmetric Lagrangian based on superfields after integration over the fermionic coordinates,

$$\mathcal{L} = \int d^2\theta d^2\theta^\dagger S(x, \theta, \theta^\dagger), \quad (1.10)$$

for a given superfield S . For chiral and gauge superfields, Φ and V , one usually defines

$$[\Phi]_F + \text{c.c.} = \int d^2\theta d^2\theta^\dagger [\delta^{(2)}(\theta^\dagger)\Phi(x, \theta, \theta^\dagger) + \delta^{(2)}(\theta)\Phi^*(x, \theta, \theta^\dagger)] = F + F^*, \quad (1.11)$$

$$[V]_D = \int d^2\theta d^2\theta^\dagger V(x, \theta, \theta^\dagger) = \frac{1}{2}D. \quad (1.12)$$

These are called F - and D -terms contributions to the Lagrangian. In building a supersymmetric Lagrangian, one should usually consider that the superfields Φ and V appearing in Eqs. (1.11)–(1.12) are not fundamental superfields (as in in Eqs. (1.8)–(1.9)), but instead combinations of the fundamental fields.

A general Lagrangian for a gauge theory can finally be written as

$$\mathcal{L} = \frac{1}{4} [\mathcal{W}^{a\alpha}\mathcal{W}_\alpha^a]_F + \text{c.c.} + [\Phi^{*i}(e^{2g_a T^a V^a})_i{}^j \Phi_j]_D + ([W(\Phi_i)]_F + \text{c.c.}). \quad (1.13)$$

The first term contains \mathcal{W} , a supersymmetric generalization of the field strength tensor (a labels elements of the adjoint representation of the gauge group and α is a spinor index). Kinetic terms and gauge interactions for the chiral superfields are given with the second term, from the expansion of the exponential. Finally, W is the superpotential, an important object that sets all interactions between scalars and fermions of the chiral superfields (including the scalar potential of the theory). It is a holomorphic function of the chiral superfields (*i.e.*, a function of the Φ_i but not Φ_i^*). Considering only renormalizable terms, its general form is $W = L^i \Phi_i + \frac{1}{2} M^{ij} \Phi_i \Phi_j + \frac{1}{6} y^{ijk} \Phi_i \Phi_j \Phi_k$.

An immediate prediction of supersymmetry is that equal masses are given to the scalar and fermion fields within a chiral superfield. If that were true, it would be extraordinarily easy to observe SUSY partners of the SM fermions, and for instance the scalar partners of the electron would have a mass of 511 keV. This is why SUSY cannot be an exact symmetry and needs to be broken in any realistic supersymmetric extension of the SM. The breaking of supersymmetry and the mediation of SUSY breaking to the superfields associated with the SM particles is an important topic that generated a lot of activity. There are different possibilities for obtaining a viable particle spectrum, that may induce a very different phenomenology at colliders and different dark matter properties. Clearly, if SUSY partners are discovered at the LHC a prime goal will be to understand supersymmetry breaking.

In order to be viable, SUSY breaking must be realized in a hidden sector, *i.e.* from fields that do not share direct interactions with the superfields that play a phenomenological role (and which make the visible sector). The scale of SUSY breaking cannot be obtained from the masses and mixings of the supersymmetric partners of the SM particles in a general way, as it depends on how SUSY breaking is mediated to the visible sector. Possible solutions include Planck-scale and gauge interactions, and have important phenomenological implications. Taken as a local symmetry (known as supergravity), supersymmetry predicts a spin-3/2 massless fermion associated with the graviton: the gravitino. Supersymmetry

breaking involves (at least) one scalar field, to which is associated a fermionic partner, the goldstino. Analogously to the generation of W and Z boson masses after electroweak symmetry breaking in the SM, the gravitino absorbs the would-be goldstino and acquires mass after SUSY breaking. This generalization of the Higgs mechanism is known as the super-Higgs mechanism. If the gravitino is the lightest supersymmetric particle and if R -parity is conserved (see Section 1.3.2), it plays a significant phenomenological role. This is expected, in particular, in gauge mediated SUSY breaking. If, on the other hand, the gravitino is not the lightest particle of the SUSY spectrum it is usually not taken into account at all. Indeed, its interactions with superfields of the visible sector are suppressed by a power of the SUSY breaking scale, and can generally be neglected for the phenomenology at colliders. The latter assumption will be made in the rest of this thesis.

It is possible to encompass all possibilities for SUSY breaking and mediation to the visible sector using an effective explicit parameterization of SUSY breaking, denoted as *soft* because it does not reintroduce quadratic divergences, whose cancellation was the main motivation for a supersymmetric extension of the SM. The soft SUSY breaking terms can be written

$$\mathcal{L}_{\text{soft}} = - \left(\frac{1}{2} M_a \lambda^a \lambda^a + \frac{1}{6} a^{ijk} \phi_i \phi_j \phi_k + \frac{1}{2} b^{ij} \phi_i \phi_j \right) + \text{c.c.} - (m^2)_j^i \phi^{j*} \phi_i. \quad (1.14)$$

This introduces mass splittings between the fields within a superfield, as well as trilinear couplings for the scalars.

1.3.2 The MSSM

Let us now turn to the case of the minimal phenomenologically viable supersymmetric extension of the SM, the Minimal Supersymmetric Standard Model or MSSM. The superfield content of the MSSM is very simple: all fermion fields shown in Table 1.1 are promoted to chiral superfields, and all gauge bosons are promoted to gauge superfields. In the Higgs sector, however, a non-minimal extension is needed and two chiral superfields are introduced, H_u and H_d , with hypercharge of $+\frac{1}{2}$ and $-\frac{1}{2}$, respectively. This can be understood in two ways. First, by construction the superpotential $W(\Phi_i)$ appearing in Eq. (1.13) is a function of the chiral superfields that is holomorphic. This means that the complex conjugation of a Higgs field, as would be needed to give masses to all fermions as in the SM (see Eq. (1.3), where Φ is the $SU(2)_L$ Higgs doublet), cannot be present in the superpotential. Therefore masses cannot be given to up- and down-type fermions at the same time with a single Higgs superfield. In addition, having only one Higgs superfield would lead to a gauge anomaly because the fermion associated with the scalar Higgs field would have no counterpart. Both problems are solved in the presence of two chiral Higgs superfields, H_u and H_d (coupling to up- and down-type fermions, respectively), with opposite hypercharge.

The naming scheme of the particles of the MSSM is as follows. The name of the scalar partners of the SM fermions is obtained with the addition of a “s-” prefix (*e.g.*, selectron and sbottom) and are collectively called sfermions (squarks and sleptons). The name of the fermionic partners of known bosons (gauge bosons, Higgs boson and graviton) is obtained with the addition of the “-ino” suffix (*e.g.*, bino, higgsino, gravitino); the partners of gauge bosons are collectively called gauginos, and wino, higgsino and bino are usually referred to as electroweak-inos. SUSY partners of the SM particles are given the same symbol with the

addition of a tilde. For instance, \tilde{e}_R is the right-handed selectron,² and \tilde{g} is the gluino. The superfield content of the MSSM is summarized in Tables 1.2 and 1.3.

Chiral superfield		spin-0	spin-1/2	$SU(3)_C, SU(2)_L, U(1)_Y$
(s)quarks ($\times 3$ generations)	Q	$\tilde{q}_L = (\tilde{u}_L \tilde{d}_L)$	$q_L = (u_L d_L)$	$(\mathbf{3}, \mathbf{2}, \frac{1}{6})$
	\bar{U}	\tilde{u}_R^*	u_R^\dagger	$(\bar{\mathbf{3}}, \mathbf{1}, -\frac{2}{3})$
	\bar{D}	\tilde{d}_R^*	d_R^\dagger	$(\bar{\mathbf{3}}, \mathbf{1}, \frac{1}{3})$
(s)leptons ($\times 3$ generations)	L	$\tilde{l} = (\tilde{\nu}_e \tilde{e}_L)$	$l = (\nu_e e_L)$	$(\mathbf{1}, \mathbf{2}, -\frac{1}{2})$
	\bar{E}	\tilde{e}_R^*	e_R^\dagger	$(\mathbf{1}, \mathbf{1}, 1)$
Up-type Higgs(ino)	H_U	$H_u = (H_u^+ H_u^0)$	$\tilde{H}_u = (\tilde{H}_u^+ \tilde{H}_u^0)$	$(\mathbf{1}, \mathbf{2}, \frac{1}{2})$
Down-type Higgs(ino)	H_D	$H_d = (H_d^0 H_d^-)$	$\tilde{H}_d = (\tilde{H}_d^0 \tilde{H}_d^-)$	$(\mathbf{1}, \mathbf{2}, -\frac{1}{2})$

Table 1.2: Chiral superfield content of the MSSM, given in terms of left-handed superfields. The name of the SUSY partner of the SM particle is given in brackets. Same conventions as in Table 1.1.

Gauge superfield	spin-1/2	spin-1	$SU(3)_C, SU(2)_L, U(1)_Y$
gluino, gluon	\tilde{g}	g	$(\mathbf{8}, \mathbf{1}, 0)$
wino, W	$(\tilde{W}^+ \tilde{W}^0 \tilde{W}^-)$	$(W^+ W^0 W^-)$	$(\mathbf{1}, \mathbf{3}, 0)$
bino, B	\tilde{B}^0	B^0	$(\mathbf{1}, \mathbf{1}, 0)$

Table 1.3: Gauge superfield content of the MSSM. Same conventions as in Table 1.1.

The superpotential of the MSSM determines all SUSY-conserving couplings between the chiral superfields. It includes the Yukawa terms that give masses to the fermions. Writing by convention the superfields with capital letters, and denoting conjugation of the components of a superfield with a bar (for instance, \bar{U} contains u_R^\dagger and \tilde{u}_R^* , see Table 1.2), it reads

$$W_{\text{MSSM}} = \bar{U} \mathbf{y}_u Q H_U - \bar{D} \mathbf{y}_d Q H_D - \bar{E} \mathbf{y}_e L H_D + \mu H_U H_D, \quad (1.15)$$

where the \mathbf{y}_i are 3×3 matrices in flavor space as in the SM (see Eq. (1.3)), and μ is a dimensionful parameter, the higgsino mass parameter. Note that masses are not given to the neutrinos, but can be trivially added. The soft supersymmetry breaking terms of the

²Scalar fields do not have chirality, and in this case “right-handed” is just a reminder for the quantum numbers of the fermionic partner.

MSSM are

$$\begin{aligned}
\mathcal{L}_{\text{soft}}^{\text{MSSM}} = & -\frac{1}{2} \left(M_1 \tilde{B} \tilde{B} + M_2 \tilde{W} \tilde{W} + M_3 \tilde{g} \tilde{g} + \text{c.c.} \right) \\
& - \left(\tilde{U} \mathbf{a}_u \tilde{Q} H_u - \tilde{D} \mathbf{a}_d \tilde{Q} H_d - \tilde{E} \mathbf{a}_e \tilde{L} H_d + \text{c.c.} \right) \\
& - \tilde{Q}^\dagger \mathbf{m}_Q^2 \tilde{Q} - \tilde{L}^\dagger \mathbf{m}_L^2 \tilde{L} - \tilde{U} \mathbf{m}_U^2 \tilde{U}^\dagger - \tilde{D} \mathbf{m}_D^2 \tilde{D}^\dagger - \tilde{E} \mathbf{m}_E^2 \tilde{E}^\dagger \\
& - m_{H_u}^2 H_u^* H_u - m_{H_d}^2 H_d^* H_d \\
& - (b H_u H_d + \text{c.c.}) ,
\end{aligned} \tag{1.16}$$

where M_1 , M_2 and M_3 are mass terms for the bino, wino and gluino, respectively, and all \mathbf{a}_i and \mathbf{m}_i^2 matrices are possibly complex and 3×3 in flavor space. The trilinear terms are often rewritten $(a_{u,d,e})_{ij} = (A_{u,d,e})_{ij} \times y_{ij}$ and the b parameter can be seen elsewhere as $B\mu$ or m_3^2 . Matching the soft terms of the MSSM with the generic expression given in Eq. (1.14) can also be instructive. The first line contains $M_a \lambda^a \lambda^a$ terms, the second one $a^{ijk} \phi_i \phi_j \phi_k$ terms, the third and fourth lines contain terms of the $(m^2)_j^i \phi_j^* \phi_i$ type, and finally the last line contains a $b^{ij} \phi_i \phi_j$ term (the only one allowed by the gauge symmetries).

A comparison between Eq. (1.15) and (1.16) shows clearly the problem of having a generic parameterization of SUSY breaking. While the SUSY-conserving part is extremely simple and predictive, more than one hundred free parameters are introduced with the soft breaking of SUSY [74]. However, if sparticles are around the TeV scale we know that the flavor structure of the soft terms is strongly constrained by the flavor physics measurements on flavor-changing and CP-violating processes (see Section 1.1). Therefore, most of the parameters present in Eq. (1.16) cannot be completely arbitrary, and it is commonly assumed that SUSY breaking is mediated by flavor-blind interactions and that the only source of CP violation comes from the CKM matrix (as in the SM). This drastically reduces the number of free parameters, which is needed for carrying out a global study of the model. A small number of extra assumptions lead to the 19-parameter phenomenological MSSM (pMSSM) [75], an agnostic parameterization of the MSSM that will be defined and studied in light of experimental constraints in Section 2.8.

In the MSSM, the breaking of the electroweak symmetry is slightly more complicated due to the presence of two Higgs doublets. The tree-level potential for the Higgs scalars involve the parameters $|\mu|^2$, $m_{H_u}^2$, $m_{H_d}^2$, and b (while only three (combination of) parameters will be relevant). For reviews, see, *e.g.*, Refs. [46, 47, 76]. Under certain requirements on these parameters (in particular, the potential must be bounded from below and a stable minimum should be away from $H_u^0 = H_d^0 = 0$) spontaneous breaking of the electroweak symmetry occurs. Interestingly, starting from positive parameters at the GUT scale electroweak symmetry breaking can be radiatively induced from the large contributions of stops to $m_{H_u}^2$. As in the case of the SM, three would-be Goldstone bosons are “eaten” and give masses to the W^+ , W^- and Z^0 bosons. However, with two Higgs doublets there are five remaining degrees of freedom left instead of just one. This leads to five massive physical Higgs states after electroweak symmetry breaking: two neutral CP-even, h^0 and H^0 , one neutral CP-odd, A^0 , and two charged Higgses, H^+ and H^- . Two parameters of interest moreover need to be defined: $\tan \beta \equiv v_u/v_d$, the ratio of the vacuum expectation values of H_u and H_d (with $v^2 = v_u^2 + v_d^2 \approx (246 \text{ GeV})^2$), and α , the CP-even Higgs mixing angle. Note that, for conve-

nience, the four parameters appearing in the Higgs potential $(\mu, m_{H_u}^2, m_{H_d}^2, b)$ can be traded for $(\mu, m_A, \tan \beta, v)$, and that the tree-level couplings of the Higgs bosons to SM particles are completely determined by the new parameters α and $\tan \beta$.

An interesting consequence of electroweak symmetry breaking in the supersymmetric case is that the mass of the lightest Higgs boson, m_{h^0} , is bounded from above (contrary to the other Higgs boson masses). At tree-level, one finds a severe constraint:

$$m_{h^0} < m_{Z^0} |\cos(2\beta)|, \quad (1.17)$$

which is in contradiction with the observed Higgs boson mass of about 125 GeV at the LHC (see Section 2.3). Fortunately, loop corrections, in particular involving the stops (superpartners of the top quark), can induce sizable corrections to the Higgs mass and explain a 125 GeV Higgs boson (depending on the masses and mixings of the stops—see, *e.g.*, Refs. [77, 78]).

After supersymmetry and electroweak symmetry breaking, not only the Higgs fields but also sfermions and electroweak-inos of the theory mix. First, the mixing between “left-” and “right-handed” sfermions is controlled by the \mathbf{a}_i soft terms, which are often taken to be proportional to the Yukawa couplings. In the case of stops, for instance, a significant mixing can be expected and leads to two physical states, \tilde{t}_1 and \tilde{t}_2 (with $m_{\tilde{t}_1} < m_{\tilde{t}_2}$), assuming no mixing with other sfermions. Second, the four neutral electroweak-inos (\tilde{B}^0 , \tilde{W}^0 , \tilde{H}_u^0 , and \tilde{H}_d^0) mix into so-called neutralinos ($\tilde{\chi}_i^0$, $i = 1, 2, 3, 4$) and the four charged electroweak-inos (\tilde{W}^+ , \tilde{H}_u^+ , \tilde{W}^- , and \tilde{H}_d^-) mix into charginos ($\tilde{\chi}_i^\pm$, $i = 1, 2$).

An undesirable feature of the MSSM has been ignored so far. As was discussed in Section 1.2, in the SM there are accidental symmetries that conserve the baryon number and the lepton numbers. This is important as it ensures stability of the proton (which is experimentally very well measured [79]). However, this accidental symmetry does not exist in the MSSM, and terms that violate B or L by one unit could be added to the superpotential. Assuming extra $U(1)_B$ and $U(1)_L$ global symmetries is not really a satisfactory solution: it is *ad hoc*, and moreover we know that B and L symmetries (but not $B - L$) are violated by non-perturbative processes in the electroweak sector of the SM. In the MSSM, the most popular solution to this problem is to introduce a discrete symmetry, the R -parity [80]. A multiplicatively conserved quantum number, P_R , is given to all particles of the MSSM, and is defined as

$$P_R = (-1)^{3(B-L)+2s}, \quad (1.18)$$

where s is the spin of the particle. Thus, all SM particles and Higgs bosons have $P_R = +1$, while all superpartners have $P_R = -1$. An exactly conserved R -parity can be obtained from a $U(1)_{B-L}$ gauge symmetry broken at a high scale. In addition to forbidding the dangerous terms that lead to proton decay, this discrete symmetry has very important phenomenological consequences. First, it means that the lightest supersymmetric particle (LSP) is stable and can be a dark matter candidate (see next section). In the MSSM, there are three kind of electrically and color neutral particles that could be candidate for dark matter: the lightest neutralino, $\tilde{\chi}_1^0$, the sneutrinos, $\tilde{\nu}$, and the gravitino, \tilde{G} . Second, R -parity conservation implies that SUSY partners are pair-produced at colliders, and then decay into one SUSY (P_R -odd) particle and one or several SM (P_R -even) particles until the LSP is produced. This offers distinctive signatures: there must be at least two invisible particles (one at the end of each

decay chain), which correspond to missing energy that can be used to discriminate SUSY from SM events in the search for supersymmetry at colliders.

In order to be detectable at colliders, and in particular at the LHC, at least some of the SUSY partners must have a mass of the order of a TeV. However, the hierarchy problem in the Higgs sector is solved (the quadratic divergences are removed) when introducing supersymmetry with a soft breaking. Why should SUSY partners moreover be light enough to be detected and not anywhere between the electroweak and the Planck scale? A first reason is that gauge coupling unification (see Section 1.2.1) in the MSSM requires SUSY partners not too far away from the TeV scale. This is, however, not a very strong argument: SUSY could certainly be out of reach of the LHC while yielding a convincing unification, and there could be threshold corrections anywhere between the SUSY and the GUT scale that would help the three gauge couplings to meet. Instead, the strongest argument for having light SUSY partners comes from naturalness of the breaking of the electroweak symmetry. In the MSSM, the Z^0 boson mass is given by

$$\frac{m_Z^2}{2} = m_{H_u}^2 + |\mu|^2, \quad (1.19)$$

in the large $\tan \beta$ limit and at tree-level. In order to escape experimental constraints, the most simple solutions are typically found for $m_{H_u}^2, |\mu|^2 \gg m_Z^2$, requiring a fine-tuning cancellation to obtain the Z mass of about 91 GeV. This argument extends beyond tree-level, since there are important corrections to $m_{H_u}^2$, at one-loop from stops and at two-loop from gluinos (see Ref. [81] and references therein). In order to avoid fine-tuned cancellations, higgsinos certainly need to be light (μ to be small), as well as stops and to a lesser extent gluinos. This scenario is known as “natural SUSY”, and is the best reason why SUSY is expected to appear at the TeV scale which will continue to be explored at Run II of the LHC.

1.4 Dark matter: the last gasp of WIMPs?

That the Higgs boson was discovered nearly fifty years after its theoretical prediction may seem excessively long. Unfortunately, this situation is not an exception in contemporary particle physics and might not improve in the future as the argument of the necessity of new physics around the electroweak scale is more and more put into question by the negative BSM search results at the LHC. A particularly remarkable example of a long-sought particle is dark matter. We have seen in Section 1.2.2 that there are many different observations of dark matter. However, they do not give any hint on the nature of the dark matter *particle* itself apart from stability on the cosmological time scale and modest interactions with the ordinary matter. More concretely, the dark matter particle(s) needs to be stable, electrically and color neutral, and may or may not interact with the massive vector bosons, with the Higgs boson, or with itself (or the other components of dark matter). This leaves us with a plethora of viable dark matter candidates (for which the relic density and the temperature matches the observations) spanning mass ranges from the sub-eV to the GUT scale.

In the past decades, one particular class of dark matter candidates attracted a lot of attention: the WIMPs, weakly interacting thermal relics with mass of the order of 100 GeV. The most popular WIMP candidate is the lightest neutralino of the R -parity conserving

MSSM (see Section 1.3.2), $\tilde{\chi}_1^0$, which is a prime candidate for the LSP and, as we will see, can be a very good dark matter candidate. Reviews on (supersymmetric) WIMP dark matter can be found in Refs. [53, 54, 82, 83]. The general picture is the following: the WIMP candidate is in thermal equilibrium in the early Universe, and eventually decouples from the thermal bath when the interaction rate cannot compensate for the expansion of the Universe. This is called freeze-out, and is necessary to account for the observed dark matter density. Indeed, as temperature drops the WIMP candidate becomes non-relativistic (for $T \lesssim m_\chi$, where T is the temperature and χ is a generic WIMP) and the number density of dark matter particles becomes Boltzmann suppressed and quickly vanishes. When freeze-out occurs, the WIMP becomes decoupled. The remaining dark matter density is called relic density, and should match (or at least not exceed) the observed cold dark matter density obtained from cosmological observations, see Section 1.2.2.

The evolution of the number density of dark matter (n_χ) is obtained by the Boltzmann equation

$$\frac{dn_\chi}{dt} + 3Hn_\chi = -\langle\sigma_A v\rangle [(n_\chi)^2 - (n_\chi^{\text{eq}})^2] , \quad (1.20)$$

where H is the Hubble expansion rate, $\langle\sigma_A v\rangle$ is the thermally averaged annihilation cross section, and n_χ^{eq} is the number density at thermal equilibrium. While there is no closed-form analytical solution, the relic density can be obtained from approximate solutions that are standard [53, 54, 82, 83], and numerical solutions that are fast and accurate have been implemented in public tools such as **DarkSUSY** [84] and **SuperIso Relic** [85, 86] for SUSY models, and **micrOMEGAs** [87, 88] for any model. Numerical solutions to the Boltzmann equation are shown in the left panel of Fig. 1.5, giving the evolution of the comoving number density (constant if the number of particles is conserved) of a WIMP in the early Universe. The solid line corresponds to thermal equilibrium, and quickly drops to very small values. When freeze-out occurs (dashed lines), the comoving number density becomes constant and corresponds to the dark matter relic. It can be seen that larger $\langle\sigma_A v\rangle$ imply a later decoupling from the thermal bath, and therefore a reduced relic density. A useful order of magnitude estimate is

$$\Omega_{\text{DM}} h^2 \approx \frac{3 \times 10^{-27} \text{ cm}^3 \text{ s}^{-1}}{\langle\sigma_A v\rangle} , \quad (1.21)$$

and a typical freeze-out temperature is $T_f \approx m_\chi/20$, meaning that WIMPs are already non-relativistic when they decouple.

WIMP scenarios are particularly interesting under the assumption of new physics close to the electroweak scale. Indeed, with a mass of the order of 100 GeV and typical couplings of the weak interaction, one obtains the correct order of magnitude for the relic density. This is called the “WIMP miracle”. Therefore, it is tempting to link the dark matter problem with electroweak symmetry breaking, as can be the case in the MSSM (however, the “WIMP miracle” argument is certainly not strong enough to overlook alternative DM scenarios). The lightest neutralino of the MSSM, $\tilde{\chi}_1^0$, can be a good dark matter candidate depending on the bino, wino and higgsino admixture. This will be developed in this thesis in light of the experimental constraints in Sections 2.8 and 3.2, while another supersymmetric WIMP candidate, the mixed sneutrino, will be studied in Section 3.3.

Apart from relic density, a number of other constraints apply on WIMP scenarios. First, several direct detection experiments attempt to observe the nuclear recoils produced by

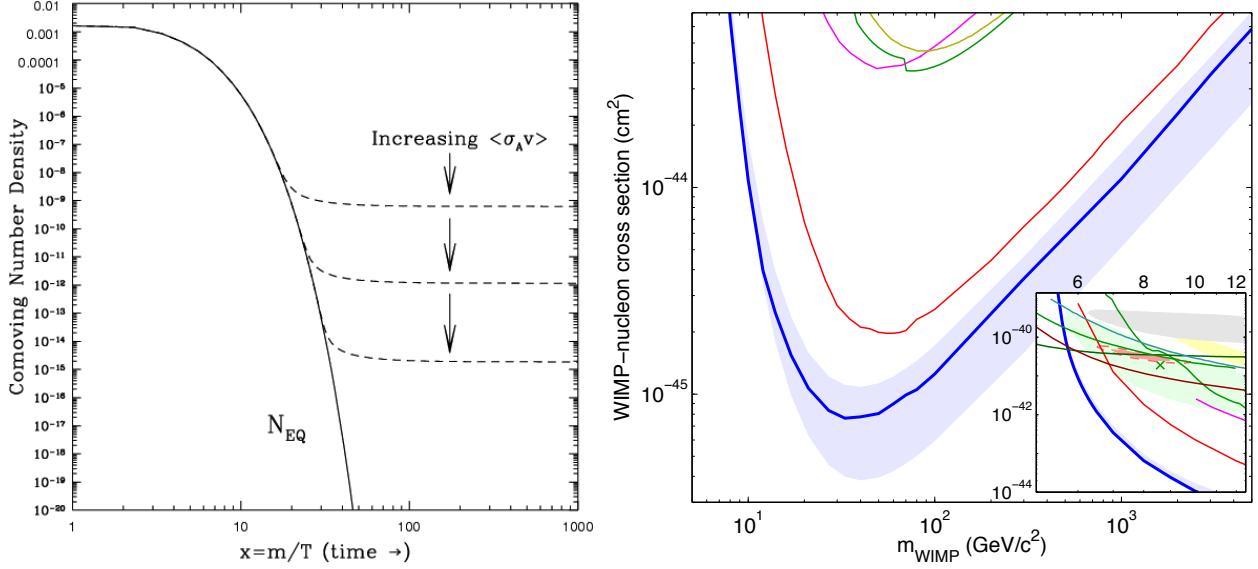


Figure 1.5: Left: comoving number density of a WIMP in the early Universe as a function of m_χ/T , taken from Ref. [83]. Right: upper limit at 90% CL on the DM-nucleon spin-independent scattering cross section as a function of the WIMP mass, taken from Ref. [89]. The blue line is the 2013 limit from the LUX experiment.

WIMP scattering off nucleons. In order to reduce the background from atmospheric muons, such experiments are usually operating in underground facilities. Depending on the nuclei that constitute the target, direct detection experiments primarily target either spin-independent (scalar) or spin-dependent (axial-vector) interactions. The strongest constraints on WIMP models usually come from the results on spin-independent scattering, in experiments based on xenon or germanium. No signal was observed in the direct detection of dark matter (excesses were claimed in the low-mass region, around 10 GeV, but partially disagree with each other and have been ruled out by more precise measurements). The best limits on the DM-nucleon spin-independent scattering cross section, obtained by the LUX experiment [89], are shown in the right panel of Fig. 1.5. These negative results have a significant impact on various WIMP scenarios (see examples in Sections 2.6.3, 2.8, 3.2, and 3.3). Future results in direct detection experiments should significantly improve sensitivity to low cross sections, in particular with the next generation of experiments at the ton scale. However, note that direct detection experiments will ultimately be limited by an irreducible neutrino background. This will make further improvements in direct detection experiments very difficult (see Ref. [90] for a recent discussion).

Second, dark matter could be seen in an indirect way, from the observation of the stable annihilation products of dark matter (photons, neutrinos, positrons, and antiprotons). The first two messengers, being neutral particles, do not necessarily require to model the complex propagation of cosmic rays in the galaxy, thus constitute *a priori* cleaner probes. Annihilation products of dark matter can be looked for in very different places. While the largest local signal is expected in the direction of the galactic center, the limited astrophysical understanding of the center of our galaxy makes it very difficult to interpret the observations

in terms of SM or new physics. Notable recent results include the *Fermi*-LAT limit on dark matter annihilation using gamma-rays from Milky Way satellite galaxies [91]. Moreover, recent neutrino results from the IceCube experiment show promising prospects [92].

Third, WIMP dark matter (if light enough) could be pair-produced at colliders such as the LHC. However, it is impossible to trigger on purely invisible final states, requiring the presence of an additional particle that is visible to constrain WIMP pair production. Possibilities include, in particular, a jet or photon initial state radiation recoiling against the pair of WIMPs. At the LHC, limits on dark matter production have recently been set from monojet, monophoton and mono-lepton events [93–96].

Finally, one should stress again that although WIMP dark matter fits very well in the context of electroweak symmetry breaking, the dark matter particle(s) may not have any direct connection with the electroweak scale. For many other viable candidates, the dark matter is not a thermal relic; for instance it could be produced from the decay of heavier particles which are in thermal equilibrium in the early Universe. For more information, see Refs. [53, 54, 97, 98] and references therein.

Chapter 2

At least a Higgs boson

On July 4th, 2012 the ATLAS and CMS collaborations at CERN’s Large Hadronic Collider reported the observation of a new particle with properties consistent with those expected from the SM Higgs [99, 100]. This discovery is truly remarkable, first because the Higgs boson was the last elementary particle predicted by the SM remaining to be observed after many years of unsuccessful searches. But most of all, it is the key role of the Higgs field in the SM—triggering the breaking of the electroweak symmetry and giving masses to the elementary particles, as explained in Section 1.1—that makes the discovery of the Higgs boson so special. This has been rewarded in 2013 with the Nobel Prize in physics for François Englert and Peter Higgs for the “theoretical discovery” of what is now called the Higgs (or Brout–Englert–Higgs) mechanism [16–21].

This new particle certainly represents the ultimate triumph of the SM. In the difficult quest for new physics beyond the SM, motivated by several problems for which I give a short and personal review in Section 1.2, we, particle physicists, sometimes forget to look back and admire the fact that such a simple theory, based on symmetry considerations, suffices to describe all observed phenomena in the microscopic world with an excellent precision, to say the least. This being said, the LHC would not have been built only to fix the last free parameter of the SM. Its *raison d’être* is the search for new physics, hence the discovery of this Higgs boson should also be viewed as an opportunity to discover—or at least corner—new physics. Hopefully, the first observation of a Higgs boson will later be seen as the opening of a new chapter in particle physics and not only as the closing of the SM one.

Indeed, the measurements of the properties of the Higgs boson (starting from its mass) are of immediate relevance for models aiming at solving the hierarchy problem, and in general for any model predicting a modified or extended Higgs sector and/or new particles coupling to the Higgs field. As we will see in several examples, the information that is obtained is complementary to the direct searches for new particles at the LHC, or even to direct searches for dark matter. For that reason, the discovery of a Higgs-like boson and the subsequent measurement of its properties at the LHC have generated an intense activity in the theory community—to which I started to participate in mid-2012, shortly after the discovery.

This chapter will be divided as follows. In Section 2.1, I will start by the pre-LHC constraints on an SM(-like) Higgs boson, before turning in Section 2.2 to a brief review of the properties of the Higgs boson, as predicted in the SM. I will then list and discuss the various measurements performed at the LHC in Section 2.3. The way this experimental information

is used to constrain new physics scenarios is described in Section 2.4. I will then present the various works I have been involved in. The physics studies are separated into two categories: the model-independent studies in which new physics is constrained from an effective approach are presented in Sections 2.5, 2.6, and 2.7, while the complete study of the constraints on a specific new physics scenario, the phenomenological MSSM (pMSSM), will be presented in Section 2.8. In Section 2.9, I will present *Lilith*, a new public tool that provides an approximation to the Higgs likelihood in order to constrain generic BSM scenarios. Finally, the future of Higgs constraints on new physics will be discussed in Section 2.10.

For all of this, I would like to acknowledge collaboration with Geneviève Bélanger, Jérémy Bernon, Ulrich Ellwanger, Sylvain Fichet, Gero von Gersdorff, John F. Gunion, Sabine Kraml, and Sezen Sekmen as well as useful discussions with, in particular, Guillaume Drieu La Rochelle.

2.1 Pre-LHC constraints on the Higgs boson

While being crucial, it should be noted that the discovery of a Higgs boson at the LHC did not come as a surprise. Mass terms for the W^\pm and Z^0 bosons—as well as mass terms for the fermions—break the $SU(2)_L \times U(1)_Y$ symmetry that successfully describes the electroweak interactions. Ignoring aesthetic considerations and breaking explicitly this symmetry, *i.e.* putting directly a mass term $M_W^2 W^\mu W_\mu$ in the Lagrangian, leads to the violation of unitarity in the $W_L W_L$ scattering process (W_L being the longitudinal component of the W^\pm bosons) at center-of-mass energies $\sqrt{s} \gtrsim 1$ TeV, which would be a clear indication of the presence of a new particle at or below the TeV scale, see *e.g.* [101] and references therein. Fortunately, all these problems can be solved at once if the electroweak symmetry is *spontaneously broken* via the Higgs mechanism, as explained in Section 1.1. The simplest solution involves only one elementary scalar field, the Higgs field. This is what is done in the SM.

This picture is strengthened by the precision tests of the electroweak sector. In particular, the precise measurements performed on the Z^0 resonance at the LEP experiment [42] constitute a stringent test of the SM. From these data, a fit to a relevant subset of the SM parameters that enters the loop corrections to the observables (listed in the left panel of Fig. 2.1) was performed by the collaborations at LEP, thus making it possible to check the consistency of the SM with high accuracy.¹ An overall excellent agreement is found, as can be seen in the left panel of Fig. 2.1. The largest deviation with respect to SM expectations comes from the forward-backward asymmetry in b -quark production, $A_{\text{FB}}^{0,b}$, and is at the level of 2.8 standard deviations. From this SM fit, a prediction on the Higgs boson mass can be made since it enters (however, only logarithmically) in the loop corrections. The result is shown in the right panel of Fig. 2.1. This corresponds to an imprecise yet relevant information on the Higgs mass in the SM, being $m_H = 129_{-49}^{+74}$ GeV at 68% confidence level (CL). Note that, in addition to the LEP I results at the Z^0 resonance, some results from LEP II and from Tevatron Run I were used in this fit. This electroweak fit has been regularly updated by the LEP electroweak working group [102], and the Gfitter group is also

¹The five relevant SM parameters for the calculation of Z^0 -pole observables were identified to be the QED and QCD coupling constants $\alpha_s(m_Z^2)$ and $\alpha(m_Z^2)$, the masses of the Z^0 and Higgs bosons m_Z and m_H , and the top mass m_t .

performing electroweak fits using all publicly available data [103], also including the Higgs mass since its discovery [43, 104]. The latest update still shows a very good agreement with the SM predictions, while the determination of the Higgs boson mass (not including LHC data) is significantly improved: $m_H = 94^{+25}_{-22}$ GeV. This is mostly coming from the precise measurement of the top mass and of the W mass using the full statistics collected in the $p\bar{p}$ collisions at Tevatron.

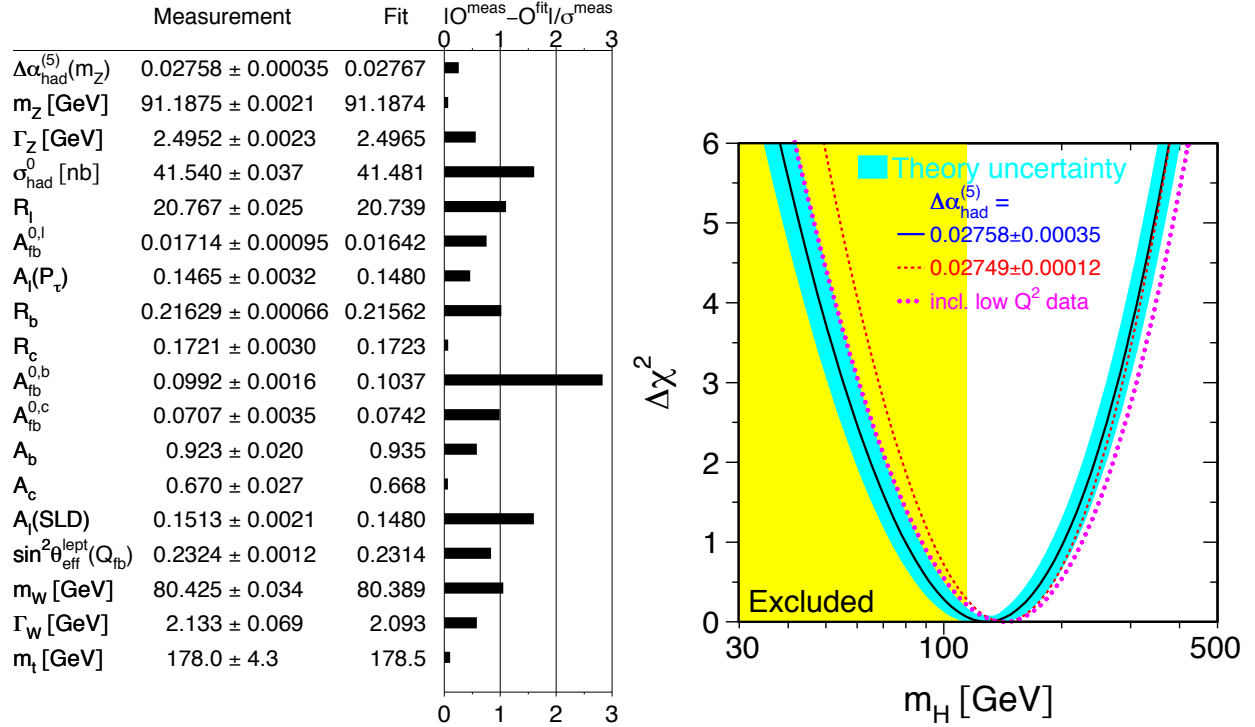


Figure 2.1: Electroweak fit using mostly observables at the Z^0 pole, as was performed by the LEP collaborations in 2005 [42]. Left: pull comparison of the fit results with the measurements of the observables. Right: fit of the Higgs boson mass from the observables shown in the left panel.

Electroweak fits show the perfect consistency of the SM and give the expected range for the Higgs boson mass. However, and even if all other searches for BSM physics only produced negative results so far, there were very good reasons to search for the Higgs boson itself, beyond the simple determination of its mass. The hierarchy problem, which is one of the most pressing issues of the SM as explained in Section 1.2.1, is believed to be most naturally solved by TeV-scale new physics. First of all, the value of the Higgs mass can have substantial implications on these models, and in particular supersymmetry, since it is no longer a free parameter but rather comes as a prediction. Moreover, the new, BSM particles couple to or mix with the Higgs boson, and can dramatically change its properties compared to the SM predictions. Therefore the study of the properties of the Higgs boson gives an additional insight on the electroweak symmetry breaking, complementary to the direct searches for these new TeV-scale particles at colliders. The Higgs boson can also have

profound implications on cosmology since if dark matter is made of WIMPs, the observed relic density of dark matter is likely to be explained from the interactions with the Higgs.

Before the LHC, direct searches for the Higgs boson were performed at LEP [64] and at Tevatron [105]. Searches performed at LEP, being an e^+e^- collider, are sensitive to the production of a Higgs boson in association with a Z^0 , with the decay $H \rightarrow b\bar{b}$ or $H \rightarrow \tau^+\tau^-$. Tevatron searches involve many different categories sensitive to different final states and production modes, but in the light region ($m_H \lesssim 140$ GeV) the results are mostly driven by the production of a Higgs boson in association with a vector boson (W^\pm or Z^0), with the decay $H \rightarrow b\bar{b}$, subsequently denoted as $VH \rightarrow b\bar{b}$. The final results from the two experiments are shown in Fig. 2.2. In both cases the 95% CL upper bounds on the ratio of production cross sections $\sigma/\sigma^{\text{SM}}$ are given as a function of the Higgs mass. From LEP results, a lower bound of 114.4 GeV is set on the SM Higgs mass, while 2012 Tevatron results moreover excludes the [149, 182] GeV range and observes an excess of events between 115 and 140 GeV, with a local significance of 3σ at $m_H = 125$ GeV. As can be seen, the situation before the LHC was quite undecided and a large range of the possible Higgs masses remained unexplored.

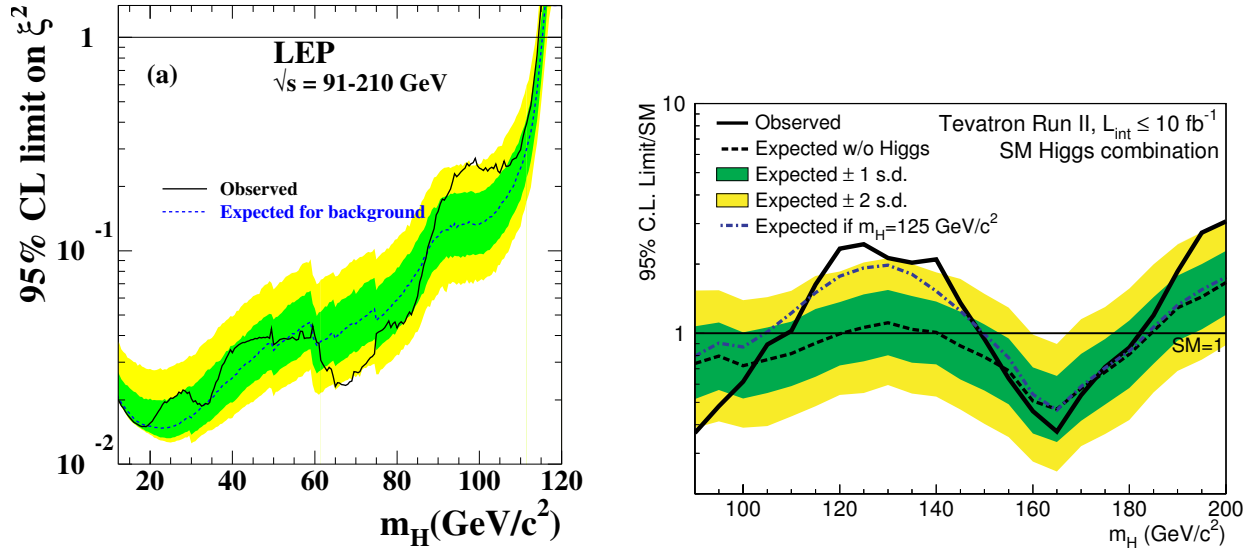


Figure 2.2: Final results in the search for the Higgs boson at LEP [64] (left) and at Tevatron [105] (right). In the left panel, ξ is defined as a reduced HZZ coupling, $g_{HZZ}/g_{HZZ}^{\text{SM}}$.

Before turning to the properties of the SM Higgs that will be necessary to understand and interpret the results from the LHC, it is worth mentioning that there are other, theoretical constraints on the SM Higgs boson mass coming from the requirement of validity up to a certain physical scale (that can be pushed up to the Planck scale, $M_{\text{Pl}} \approx 10^{19}$ GeV). Indeed, 2-loop calculations of the RG running of the λ parameter in the Higgs potential show that λ can become negative (leading to instability of the potential) or non-perturbative at a certain scale. The maximum validity scale Λ as a function of the Higgs mass, as derived in Ref. [106],

is shown in the left panel of Fig. 2.3. It shows that a heavy Higgs boson, which is already disfavored from the electroweak fit of the SM, must come with new physics at a relatively low scale, and that light Higgses, just above the LEP bound, may suffer from the stability bound. These has been updated with 3-loop results and a better precision on the SM input parameters in Refs. [107, 108]. The result is given in the right panel of Fig. 2.3, showing in addition a meta-stability region, in which the potential is unstable but has a very small probability of quantum tunneling such that the lifetime of the electroweak vacuum exceeds the one of the Universe. The currently favored region after the discovery at the LHC is inside the black rectangle, and is close to the stable region but seems to lie in the meta-stable region (depending however on the top quark mass, see also Ref. [109]).

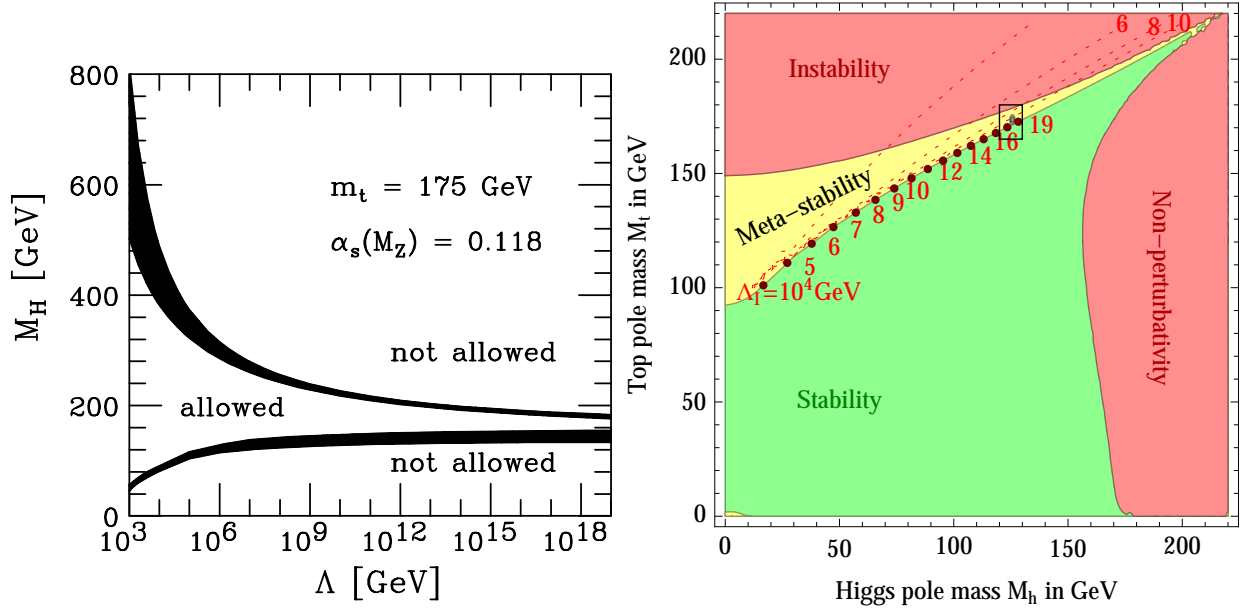


Figure 2.3: Left: the maximum validity of the SM as a function of the Higgs mass, from Ref. [106]. The lower curve is the stability bound, while the upper one is the triviality bound. Right: regions of absolute stability, meta-stability and instability of the SM vacuum in the m_t versus m_H plane, from Ref. [108]. The dashed red lines show the instability scale, denoted as Λ_I .

2.2 Production and decay of the SM Higgs boson at the LHC

Searches for the Higgs boson at LEP turned out unsuccessful, while the Tevatron final results only exhibit a 3σ evidence around $m_H = 125$ GeV but no discovery. Since almost all results that will be used to constrain new physics from the properties of the observed Higgs boson come from LHC searches, it is interesting to first look in detail at the various production mechanisms at a 8 TeV pp collider (corresponding to most of the data collected during Run I of the LHC) and at the accessible decay modes. A comprehensive introduction to

the production and decay modes of the SM Higgs boson can be found in Ref. [110], while a summary of the latest SM predictions is provided by the LHC Higgs Cross Section Working Group [111] (see also [112]) and shown here in Fig. 2.4.

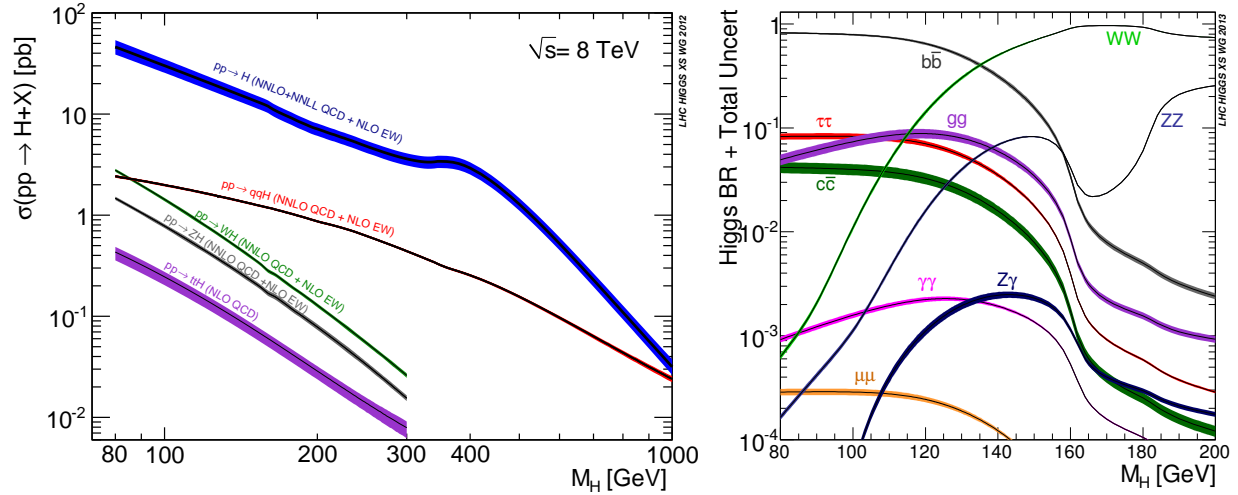


Figure 2.4: Left: Production modes and associated cross sections for the SM Higgs boson at the LHC for $\sqrt{s} = 8$ TeV. Right: decay branching fractions of the SM Higgs boson. These results are given as a function of the Higgs mass, and are provided by the LHC Higgs Cross Section Working Group [111]. In both cases, the width of the band around each line gives an estimate of the theoretical uncertainty.

First of all, it should be noted that searches for the Higgs boson at a hadron collider such as the LHC are notoriously difficult due to the small cross sections, which are at most several dozens of pb in the low-mass region. This is in strong contrast with W and Z production, where the cross sections are of several dozens of nb, *i.e.* three orders of magnitude larger. This can be understood because the couplings of the SM Higgs boson to particles inside the proton are either tiny or simply absent at tree-level. Indeed, the Higgs boson couples to fermions as $g_{Hff} = m_f/v$, which is very small for the light quarks constituting the proton, while gluons only couple to the Higgs boson at loop level because it is a color-neutral particle. The two remaining possibilities for a sizable production of Higgs bosons at the LHC are *i)* via the coupling of the Higgs to W and Z vector bosons, or *ii)* via indirect or loop-induced processes originating from gluons. The latter possibility turns out to be the dominant production mechanism at the LHC, because of the strong, $\mathcal{O}(1)$ coupling of the Higgs to top quarks running in a one-loop (“triangle”) diagram originating from two gluons. This process will be subsequently denoted as gluon fusion (ggF), and constitute the dominant contribution to the blue, $pp \rightarrow H$ curve in the left panel on Fig. 2.4.

Production of the Higgs boson via W and Z can be separated into two categories, leading to experimentally distinct signatures. First of all two vector bosons emitted from two distinct quarks can fuse into a Higgs boson, via its relatively large couplings to vector bosons, being $g_{HVV} = 2m_V^2/v$. This is known as vector boson fusion (VBF), and corresponds to a $pp \rightarrow qqH$ final state, where two quarks are emitted in the forward directions of the detector, allowing

for a discrimination against the QCD background. The second possibility is to produce a Higgs boson in association with a W or Z vector boson, via an off-shell vector boson produced from quarks. The (possibly leptonic) decay of the vector boson can then be used to trigger the event and/or discriminate it against the background or other Higgs production modes. This will be further referred to as WH and ZH , commonly denoted as VH . Finally, the production mechanism with the lowest cross section at the LHC, while still being accessible, involves the fusion of two top quarks into a Higgs boson, with the top quarks coming from the splitting of two gluons into a pair of top-antitop. This is denoted as ttH , production of the Higgs boson in association with a top quark pair. This rare production mechanism is however crucial to access directly the coupling of the Higgs to top quarks, as relatively light Higgs bosons can not decay into top quarks.

Turning to the possible decays of the Higgs, as shown in the right panel of Fig. 2.4, two distinct regions can be seen. For $m_H \lesssim 160$ GeV, decays into fermions and gluons constitute a sizable or dominant part of the decay width, while above this threshold the decays into WW and ZZ completely dominate. This comes from the transition to the on-shell decay into vector bosons, with $\Gamma(H \rightarrow VV) \propto m_H^3$ at high mass while the decay width into fermions always scales as m_H . In order to constrain the properties of the Higgs boson, the most interesting region is at low-mass, $m_H \lesssim 160$ GeV, where complementary measurements can be made in many different final states. It is thus fortunate that an SM-like Higgs with a mass of about 125 GeV was found at the LHC, as we will see in Section 2.3.

In spite of a relatively large $\sigma \times \text{BR}$, some of the production \times decay modes are difficult or impossible to access at the LHC because of the very large QCD background. In contrast, some rare decays were already observed with a good accuracy from the data collected during Run I of the LHC since they correspond to “clean” final state, *i.e.* easy to distinguish from the SM background. For a 125 GeV SM-like Higgs boson, we expect $N = \sigma_{\text{tot}} \times \mathcal{L} \approx 20 \text{ pb} \times 20 \text{ fb}^{-1} = 400000$ Higgs bosons to be produced with the 20 fb^{-1} of data collected at $\sqrt{s} = 8$ TeV at the LHC. It is interesting to note that about 50% of these events correspond to $gg \rightarrow H \rightarrow b\bar{b}$, which cannot be distinguished from the overwhelming QCD background. At the LHC, the decay of Higgs bosons into a pair of b -quarks can only be probed when the Higgs boson is produced in association with other particles which can be triggered. A prime candidate is VH with leptonic decays of the massive vector bosons, *i.e.* $W^\pm \rightarrow \ell^\pm \nu$ or $Z^0 \rightarrow \ell^+ \ell^-$, with $\ell \equiv e, \mu$.

The observation of $H \rightarrow gg$, loop-induced decay of the Higgs into gluons, and $H \rightarrow c\bar{c}$ processes at LHC is much more difficult. The large QCD background already mentioned for $H \rightarrow b\bar{b}$ remain as a problem, but in addition *i)* branching fractions, hence signal over background ratios, are much smaller, and *ii)* from the tagging of b -jets a discrimination can be made between $H \rightarrow b\bar{b}$ and most of the QCD background, while the tagging of c -jets and, even worse, gluon jets is extremely challenging. For these reasons, the expected sensitivity to these channels is very low at the LHC, even in association with a vector boson.² Finally, $H \rightarrow \mu\mu$ has a small, $\mathcal{O}(10^{-4})$ branching fraction hence its observation will require a lot of statistics at the LHC [114, 115]. As a consequence, for an SM-like Higgs only the couplings to the 3rd generation of quarks and leptons are accessible on the middle term.

²Modifications of the Higgs coupling to charm quarks were discussed recently in Ref. [113].

2.3 Discovery and measurements at the LHC

ATLAS and CMS are the two main, multi-purpose detectors at the LHC. The physics operations at the LHC started in 2010, but most of the data was accumulated in 2011 ($\sim 4.7 \text{ fb}^{-1}$ at $\sqrt{s} = 7 \text{ TeV}$) and in 2012 ($\sim 20.3 \text{ fb}^{-1}$ at $\sqrt{s} = 8 \text{ TeV}$). The observation of a new particle in the search for the Higgs boson was announced jointly by the ATLAS and CMS collaborations on July 4th, 2012, and published shortly after [99, 100, 116]. This was based on the full statistics collected at 7 TeV plus about 5.5 fb^{-1} of data at 8 TeV, and resulted for each experiment from the combination of searches for the following five final states: $H \rightarrow \gamma\gamma$, $H \rightarrow ZZ^{(*)} \rightarrow 4\ell$, $H \rightarrow WW^{(*)} \rightarrow 2\ell 2\nu$, $H \rightarrow \tau\tau$ and $VH \rightarrow b\bar{b}$.

In high energy physics, the statistical significance of a new phenomenon is expressed as a p -value, corresponding to the degree to which a given null hypothesis (in this case, SM with no Higgs boson) is incompatible with the data. More precisely, it quantifies the probability of obtaining a result at least as extreme as the one that was actually observed, assuming that the null hypothesis is true [117]. The p -value is commonly expressed in units of standard deviation of a normal distribution, or “number of sigmas”. From the p -value, this equivalent significance Z is given by $Z = \Phi^{-1}(1 - p)$, where Φ^{-1} is the inverse of the cumulative distribution function of the normal distribution. The commonly accepted criteria to declare discovery is five-sigma, $Z = 5$, which corresponds to an extremely small p -value of 3×10^{-7} . As can be seen in Fig. 2.5, this local significance of 5σ was observed by the ATLAS and CMS collaborations, at around the same mass of $\sim 125 \text{ GeV}$. One can directly see that the CMS discovery was mostly driven by the $H \rightarrow \gamma\gamma$ and $H \rightarrow ZZ^* \rightarrow 4\ell$ channels, which is also true for ATLAS but not explicitly shown here. This is an interesting observation because, at 125 GeV, $\text{BR}(H \rightarrow \gamma\gamma) = 2.3 \times 10^{-3}$ and $\text{BR}(H \rightarrow ZZ^* \rightarrow 4\ell) = 1.3 \times 10^{-4}$ [111, 118, 119], meaning that the Higgs boson was discovered from rare decays. This latter decay mode was often called the “gold plated mode” for the discovery of the Higgs boson as it gives a very clear signature with a low background.

Turning to results using the full luminosity collected during Run I of the LHC, let us first look at the mass measurement. This is done using the two “high-resolution” channels, $H \rightarrow \gamma\gamma$ and $H \rightarrow ZZ^* \rightarrow 4\ell$. Indeed, the estimate from $H \rightarrow WW^* \rightarrow 2\ell 2\nu$ is very imprecise due to the presence of neutrinos in the final state, while mass measurements from $H \rightarrow b\bar{b}$ are affected by larger uncertainties due to the showering and hadronization of b quarks. Finally, $H \rightarrow \tau\tau$ suffers from one or both problems, depending on the leptonic or hadronic nature of the τ decays. The latest results on the measurement of the Higgs mass from $H \rightarrow \gamma\gamma$ and $H \rightarrow ZZ^* \rightarrow 4\ell$ in ATLAS and CMS are shown in Fig. 2.6. ATLAS results are taken from the final Run I mass measurement [120], while CMS results are a preliminary combination of the $H \rightarrow \gamma\gamma$ and $H \rightarrow ZZ^*$ results [121]. The combination of these two channels in ATLAS gives a mass of $125.36 \pm 0.37 \text{ (stat.)} \pm 0.18 \text{ (sys.) GeV}$, in perfect agreement with the CMS result of $125.03^{+0.26}_{-0.27} \text{ (stat.)}^{+0.13}_{-0.15} \text{ (sys.) GeV}$ [122]. The discrepancy between the two channels is at the level of 2.0σ in ATLAS, which is a reduced tension compared to the 2.4σ discrepancy found in a previous mass estimate [123]. Both ATLAS and CMS measurements are dominated by statistical uncertainties and should improve significantly during Run II of the LHC. Finally, note that $H \rightarrow Z\gamma$ (with $Z \rightarrow \ell^+\ell^-$) is also a high-resolution channel, but it is not yet accessible at the LHC (the current limit on $H \rightarrow Z\gamma$ at $m_H = 125.5 \text{ GeV}$ is of about 10 times the SM expectation [124, 125]).

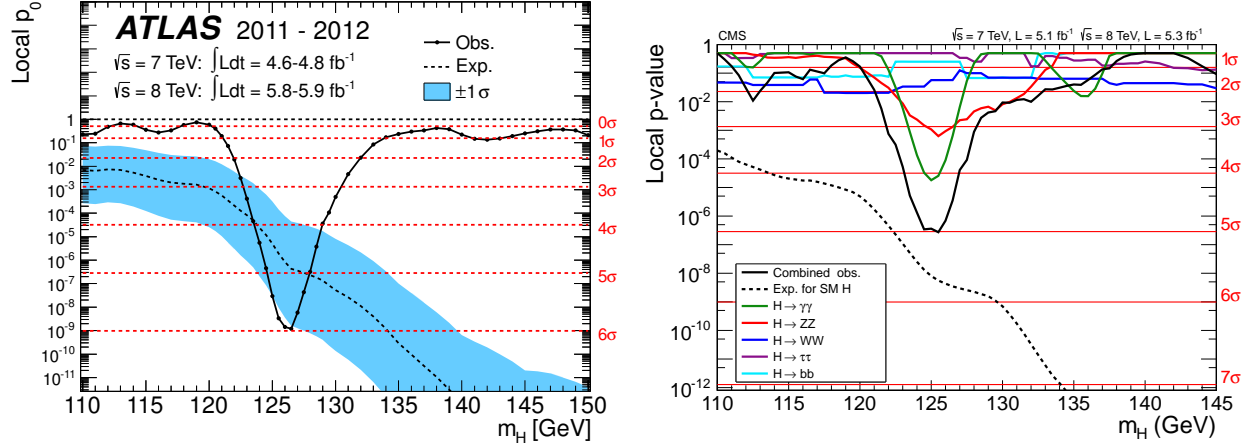


Figure 2.5: Observed and expected p -value as a function of the Higgs mass in the search for the Higgs boson with the ATLAS (left) and CMS (right) detectors in July 2012. In both cases the black line corresponds to the combination of the search for the Higgs boson in different final states, which is shown explicitly for CMS.

Beyond the mass of the observed state, the various searches at the LHC—thanks to the many decay modes accessible for a 125 GeV Higgs boson—open up the possibility to test in detail the properties of the Higgs boson and its couplings to other particles. This is crucial information to constrain new physics, as we will see in concrete examples in Sections 2.5 to 2.8. The results of the Higgs searches at the LHC are given in terms of signal strengths, μ , which scale the number of signal events expected for the SM Higgs, n_s . For a given set of selection criteria (or “cuts”), the expected number of events is therefore $\mu \cdot n_s + n_b$, where n_b is the expected number of background events, so that $\mu = 0$ corresponds to the no-Higgs scenario and $\mu = 1$ to an SM-like Higgs. Equivalently, signal strengths can be expressed as

$$\mu = \frac{\sigma \times A \times \varepsilon}{[\sigma \times A \times \varepsilon]_{\text{SM}}}, \quad (2.1)$$

i.e. the “visible cross section” $\sigma_{\text{vis}} = \sigma \times A \times \varepsilon$ divided by its SM expectation. Here, A is the (geometrical) acceptance factor, *i.e.* the fraction of produced events that will cross the detector, while ε is the efficiency of the cuts.

The presentation of the results in terms of signal strengths has non-trivial implications when using these results to constrain new physics affecting (or possibly faking) the Higgs boson. We will discuss that shortly after, in Section 2.4; here we first focus on the status of the Higgs measurements with the full statistics collected during Run I of the LHC. Experimental results on the Higgs boson are usually divided into publications presenting searches targeting one decay mode. This is well justified because in most cases the experimental signatures are clearly distinct, *i.e.* no or little contamination is expected between searches. For a given decay mode, there are usually several “categories” (or “subchannels” or “signal regions”), corresponding to a set of cuts and for which results are given in terms of observed signal strengths as shown in Eq. (2.1). These categories can be defined according to the nature of the final state particles produced from the decay of the Higgs (*e.g.* $H \rightarrow ZZ^* \rightarrow 4\ell$ gives $4e$,

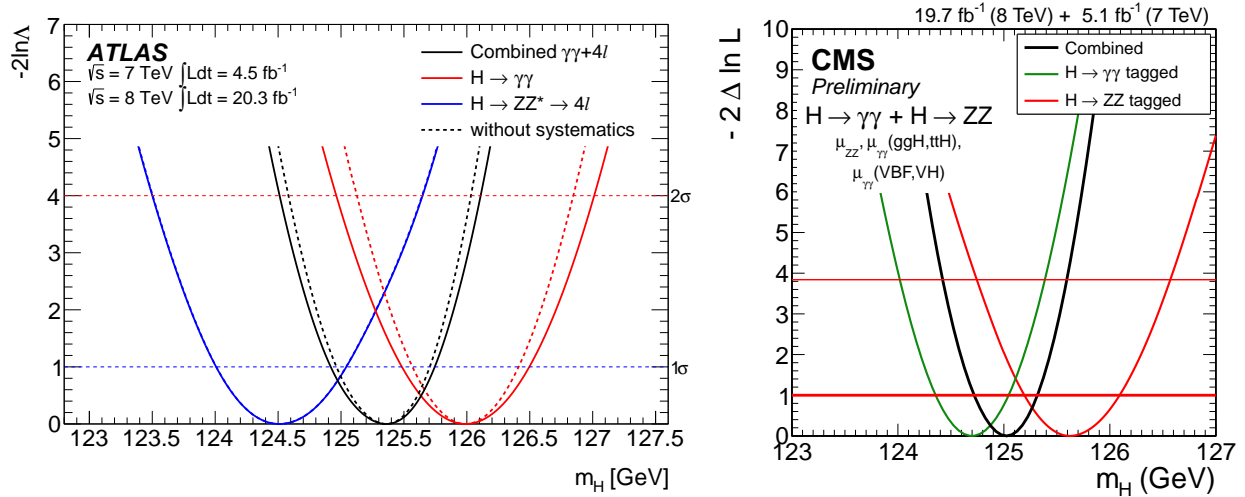


Figure 2.6: Constraints on the Higgs mass from the measurements in the $H \rightarrow \gamma\gamma$ and $H \rightarrow ZZ^* \rightarrow 4l$ channels, as was performed by the ATLAS collaboration (left) and by the CMS collaboration (right). The y-axis is $-2 \Delta \log L$, where L is the likelihood profiled over all parameters except m_H .

4μ or $2e2\mu$), or categories can be defined in order to improve sensitivity to given production modes (among ggF, VBF, WH, ZH and ttH) or from other properties of the final state objects (*e.g.* which part of the detector is involved).

For each individual decay mode a combination of the categories can be made, but only *under the assumption of a universal rescaling of the production cross sections*. The results then corresponds to “combined” signal strengths. Due to this underlying assumption, it should be stressed that while a significant deviation of these combined μ from 1 must indicate the presence of new physics, a value of $\mu = 1$ could result from new physics enhancing the signal in some channels while reducing it in others. As we will see in Section 2.4, this is the reason why we do not use this information to constrain new physics. However, these combined signal strengths give useful information on the current precision with which Higgs properties are measured. This information is shown in Fig. 2.7 for the latest ATLAS and CMS Higgs results [121,126]. All the combined signal strengths show a very good consistency with the SM prediction. This leaves very little doubt that the observed state really is the Higgs boson from the scalar field³ mostly responsible for the breaking of the electroweak symmetry. As can be seen, the diboson final states ($\gamma\gamma$, ZZ^* and WW^*) are measured with a much better precision than the fermionic ($b\bar{b}$, $\tau\tau$) ones. Each of these three diboson final states are observed with a significance of more than 3σ by ATLAS or CMS alone, and uncertainties in the $\gamma\gamma$ and WW^* channels start to be dominated by systematic uncertainties (in which theory uncertainties have a large part) while the ZZ^* channel is still dominated by statistical uncertainties [129–132]. Turning to the fermionic channels, while the decay of the Higgs

³The spin-parity of the observed state induces significant changes in the kinematic distributions and has been constrained at the LHC in the diboson final states [122,127–130]. The SM value of $J^P = 0^+$ is favored against all other tested hypotheses.

into $\tau\tau$ has been observed with more than 3σ significance in both experiments [133, 134], measurements on $H \rightarrow b\bar{b}$ remain very imprecise [135, 136]. Fortunately, Tevatron final result exhibit a 3σ excess around 125 GeV in the $VH \rightarrow b\bar{b}$ channel [137], leading to $\mu = 1.59^{+0.69}_{-0.72}$ at $m_H = 125$ GeV [105] and to a constraint complementary to the LHC ones in this channel. Finally, as can be seen in Fig. 2.7, combination of several (or all) decay modes is also performed by the collaborations. This however carries little information and is not expected to be useful in constraining new physics because a completely universal rescaling of all number of signal events has to be assumed.

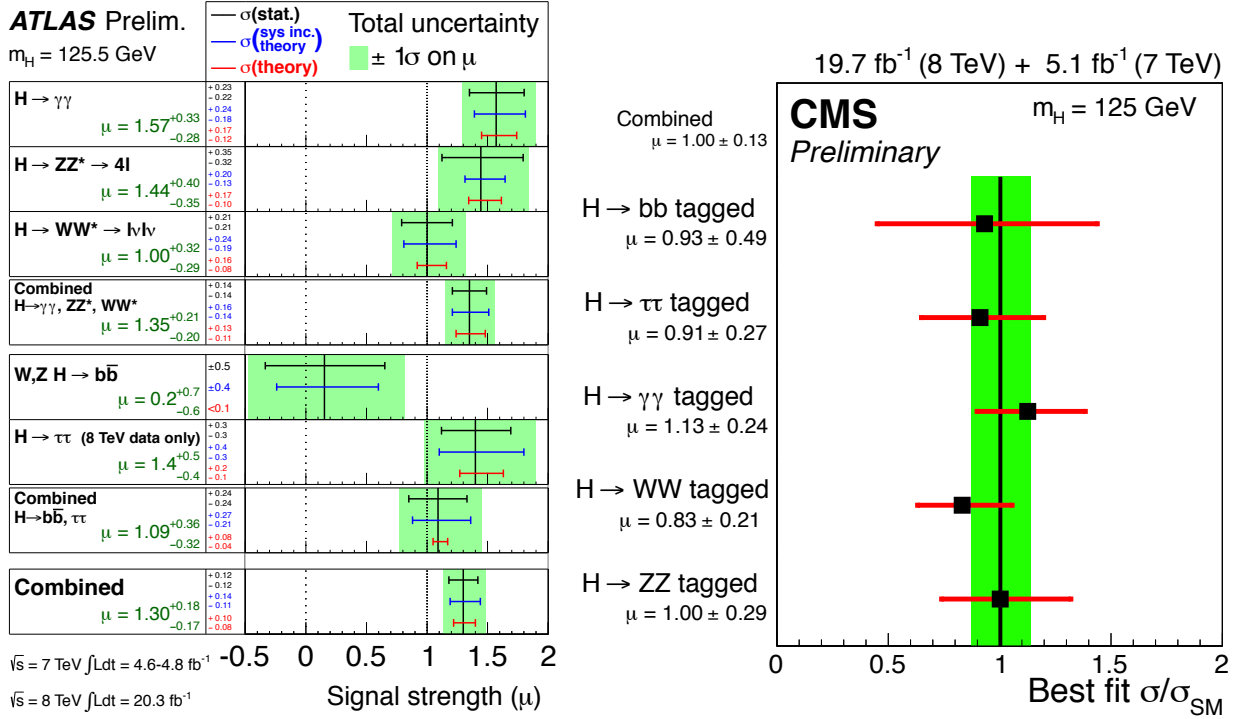


Figure 2.7: Results in the search for the Higgs boson from ATLAS [126] (left) and CMS [121] (right), given in terms of combined signal strengths (denoted as μ) for the main decay modes of the Higgs boson: $\gamma\gamma$, ZZ^* , WW^* , $b\bar{b}$, $\tau\tau$. Also shown is the combination of several or all decay modes into one signal strength.

As mentioned, the information given in Fig. 2.7 is not sufficient to constrain new physics. Indeed, as we will see even simple extensions of the SM make it possible, for instance, to reduce VBF and VH production modes while having enhanced or SM-like gluon fusion. Given the various categories defined for each decay mode, experiments have sensitivity to various production channels. In order to capture these effects with a few numbers, one can define new scale factors with respect to the SM Higgs as

$$\mu(X, Y) \equiv \frac{\sigma(X) \text{BR}(H \rightarrow Y)}{\sigma(X_{\text{SM}}) \text{BR}(H_{\text{SM}} \rightarrow Y)}, \quad (2.2)$$

where X are the production modes (ggF, VBF, WH, ZH, ttH) and Y are the decay modes (mainly $\gamma\gamma$, ZZ^* , WW^* , $b\bar{b}$, $\tau\tau$) of the SM Higgs boson. As discussed in the next Section, the

$\sigma(X)$ and $\text{BR}(H \rightarrow Y)$ are assumed to be simple rescalings of the SM value. For all accessible decay modes, the ATLAS and CMS collaborations are showing results in terms of these “signal strengths in the theory plane”. The five production modes of the SM are usually combined to form just two effective X modes, VBF + VH (both of which depend on the HVV coupling at tree-level) and ggF + ttH. The relevance of this combination will be discussed in the next Section. The likelihood can then be shown in the $(\mu(\text{ggF} + \text{ttH}, Y), \mu(\text{VBF} + \text{VH}, Y))$ plane for each decay mode Y .

The latest results from the LHC in this 2D plane [121, 126] are shown in Fig. 2.8. The excellent agreement with the SM predictions, already discussed from Fig. 2.7, is even more manifest here. It is important to keep in mind that in these results, $\mu(\text{ggF} + \text{ttH}, Y)$ always reduces to a very good approximation to $\mu(\text{ggF}, Y)$, except for $Y = b\bar{b}$ (only shown for CMS), where the (very weak) constraint comes from ttH alone because ggF is not accessible. The current experimental results on ttH are imprecise (see, in particular, [138–140]) and never compete with the constraints from ggF, when available. Production of the Higgs boson in association with a pair of top quarks is experimentally challenging, as was discussed in Section 2.2, because of its small cross section, being 150 times lower than ggF for $m_H = 125 \text{ GeV}$ at $\sqrt{s} = 8 \text{ TeV}$. Besides, note that there is a clear correlation between $\mu(\text{ggF} + \text{ttH}, Y)$ and $\mu(\text{VBF} + \text{VH}, Y)$ in almost all contours. This is because the categories designed to improve sensitivity to a given production mode within a given search will always contain some (often large) contamination from the other production modes. For example, requiring two additional forward jets in the $H \rightarrow \gamma\gamma$ analysis clearly improves the sensitivity to VBF production, but also has contamination from ggF (through $gg \rightarrow H + 2 \text{ jets}$) and from VH (when the vector boson decays hadronically).

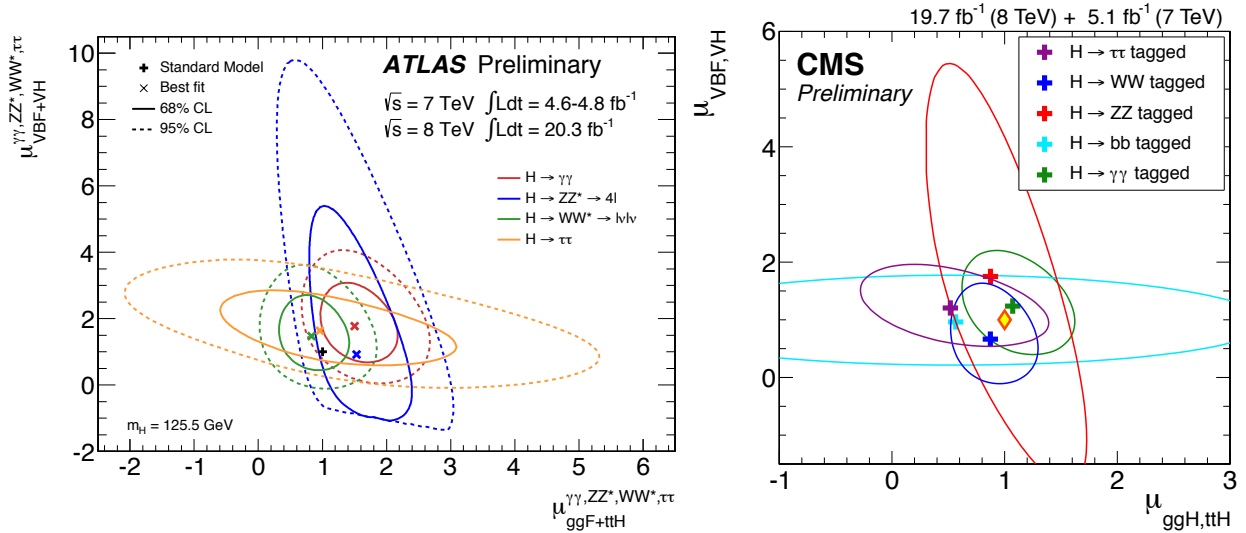


Figure 2.8: Summary of the searches for the Higgs boson using the full luminosity collected during Run I of the LHC with the ATLAS [126] (left) and CMS [121] (right) detectors, in the plane $(\mu(\text{ggF} + \text{ttH}, Y), \mu(\text{VBF} + \text{VH}, Y))$ where $Y = \gamma\gamma, ZZ^*, WW^*, \tau\tau$, and (for CMS only) $b\bar{b}$. Contours of constant likelihood are shown, with the solid line corresponding to 68% CL and the dashed line (for ATLAS only) to 95% CL.

A comment on the $H \rightarrow ZZ^*$ decay mode can also be made. This decay is clearly mostly constrained through ggF and not via VBF and VH. This is a direct consequence of the lack of statistics in this channel (only 32 events in the [120, 130] GeV window in ATLAS [131], 25 events in the [121.5, 130.5] GeV window in CMS [129]), thus efficiently constraining only the dominant production mode, gluon fusion. (The sharp cut seen at $\mu(\text{VBF} + \text{VH}, ZZ^*) \approx -1$ in the ATLAS results comes from the impossibility to test a total number of events, $n_{\text{tot}} = \mu \cdot n_s + n_b$, that is negative.)

2.4 Constraining new physics with the LHC Higgs results

Since all results are expressed in terms of signal strengths, it is interesting to go back to the general expression given in Eq. (2.1) and ask ourselves how we can constrain new physics from it. As reminder, we have

$$\mu = \frac{\sigma \times A \times \varepsilon}{[\sigma \times A \times \varepsilon]_{\text{SM}}}, \quad (2.3)$$

where, in general, $A \times \varepsilon$ and $[A \times \varepsilon]_{\text{SM}}$ will not be the same. Indeed, in most experimental categories several production modes contribute to the expected Higgs signal, and new physics typically affect these production modes in a different way. For instance, suppressing gluon fusion while enhancing vector boson fusion may lead to the SM cross section while having $\mu \neq 1$ because of the change in the total fraction of events passing the cuts. Moreover, as we will see in Section 2.7, new physics could lead to modifications in the structure of the Higgs couplings to SM particles that lead to a change in the kinematic distributions, hence to a modification in $A \times \varepsilon$. However, an SM-like structure for the Higgs couplings happens to be an excellent approximation in most of the new physics models. In this case, *i.e.* modification of the strengths of the couplings only, the general expression for the signal strengths is

$$\mu = \frac{\sum_{X,Y} (A \times \varepsilon)_{XY} \sigma_X \text{BR}_Y}{\sum_{X,Y} (A \times \varepsilon)_{XY} \sigma_X^{\text{SM}} \text{BR}_Y^{\text{SM}}}. \quad (2.4)$$

We recall that X are the production modes (ggF, VBF, WH, ZH, ttH) and Y are the decay modes (mainly $\gamma\gamma$, ZZ^* , WW^* , $b\bar{b}$, $\tau\tau$) of the SM Higgs boson. In most cases, experimental categories are only sensitive to one decay mode of the Higgs, and Eq. (2.4) reduces to

$$\begin{aligned} \mu &= \frac{\sum_X (A \times \varepsilon)_X \sigma_X}{\sum_X (A \times \varepsilon)_X \sigma_X^{\text{SM}}} \times \frac{\text{BR}_Y}{\text{BR}_Y^{\text{SM}}} = \frac{\sum_X (A \times \varepsilon)_X \sigma_X^{\text{SM}} C_X^2}{\sum_X (A \times \varepsilon)_X \sigma_X^{\text{SM}}} \times \frac{\text{BR}_Y}{\text{BR}_Y^{\text{SM}}} \\ &= \sum_X \text{eff}_X C_X^2 \times \frac{\text{BR}_Y}{\text{BR}_Y^{\text{SM}}}, \end{aligned} \quad (2.5)$$

where the C_X^2 are factors scaling the cross sections compared to the SM expectation for each process X , and eff_X are “reduced efficiencies” that add up to 1. In the case of an inclusive search (*i.e.* $\forall X, (A \times \varepsilon)_X = (A \times \varepsilon)$), the eff_X are equal to the ratio of SM cross sections, $\sigma_X^{\text{SM}} / (\sum_X \sigma_X^{\text{SM}})$.

While the LHC is constraining $\sigma \times \text{BR}$, new physics affecting the decays of the Higgs correspond to a modification of the partial decays widths. In the approximation of an SM-like structure, the partial widths simply are simply scaled as $\Gamma_Y = \Gamma_Y^{\text{SM}} C_Y^2$. Defining Γ_H as

the total decay width of the Higgs, signal strengths can then be expressed as

$$\begin{aligned}
 \mu &= \sum_X \text{eff}_X C_X^2 \times \frac{\text{BR}_Y}{\text{BR}_Y^{\text{SM}}} = \sum_X \text{eff}_X C_X^2 \times \frac{\Gamma_Y}{\Gamma_Y^{\text{SM}}} \times \frac{\Gamma_H^{\text{SM}}}{\Gamma_H} \\
 &= \sum_X \text{eff}_X C_X^2 \times \frac{\Gamma_Y^{\text{SM}} C_Y^2}{\Gamma_Y^{\text{SM}}} \times \frac{\Gamma_H^{\text{SM}}}{\sum_Y \Gamma_Y^{\text{SM}} C_Y^2} \\
 &= \frac{1}{\sum_Y \text{BR}_Y^{\text{SM}} C_Y^2} \sum_X \text{eff}_X C_X^2 C_Y^2. \tag{2.6}
 \end{aligned}$$

This means that a modification of a single decay width will impact all channels. This is particularly significant for $H \rightarrow b\bar{b}$, as we will see in several examples, because it has the largest branching fraction (57% at $m_H = 125.5$ GeV).

We now have the general procedure for matching new physics modifications to the Higgs couplings—assuming SM-like coupling structure—with the measurement of a signal strength in a given channel. In order to assess the compatibility of a given set of (C_X, C_Y) with a single experimental result, we need to define a likelihood function $L(\mu, \boldsymbol{\nu})$, where $\boldsymbol{\nu}$ are the nuisance parameters, whose values are known with a limited accuracy from auxiliary or control measurements. The nuisance parameters model detector effects (affecting the identification and reconstruction of the particles) but also theoretical uncertainties, coming from uncertainties in the parton distribution functions (PDF), from the imperfect knowledge of the value of the SM parameters and from the missing higher-order corrections in the calculation of the SM cross sections and branching fractions. In the latter case, the auxiliary measurements do not truly exist but are introduced in the likelihood for convenience. The full likelihood function depends on the internal modeling of all these effects and is almost never provided by the experimental collaborations. It is however possible to reconstruct a simple likelihood, $L(\mu)$, from two information given in the experimental publications: the best fit to the data, denoted as $\hat{\mu}$, and the uncertainty at 68% CL (or 1σ , also called the standard error), $\Delta\mu$. Assuming that the measurements are Gaussian, $-2 \log L(\mu)$ follows a χ^2 law, which is expressed as

$$-2 \log L(\mu) = \chi^2(\mu) = \left(\frac{\mu - \hat{\mu}}{\Delta\mu} \right)^2. \tag{2.7}$$

While this is often a valid approximation, it needs to be pointed out that measurements are not necessarily Gaussian, depending on the size of the sample (which is currently a problem for $H \rightarrow ZZ^*$) and on the modeling of the systematic uncertainties. For example, it can be seen from the category results of $H \rightarrow \gamma\gamma$ from both experiments [132, 141] that the error bars are not necessarily symmetric around the best fit point, which indicates non-Gaussianities. Furthermore, even if the Gaussian approximation holds around the best fit point it may be inaccurate when testing signal strengths well beyond the standard error. It is also worth noting that this likelihood is only a function of μ and not of the nuisance parameters. It comes from the presentation of the experimental result, in which nuisance parameters have been removed from the full likelihood by constructing a profile likelihood,

$$L(\mu) = L(\mu, \hat{\boldsymbol{\nu}}(\mu)), \tag{2.8}$$

where $\hat{\nu}(\mu)$ is given by the ν that maximizes the likelihood for fixed μ [117]. Working with an approximation of the likelihood profiled over the nuisance parameters is not an issue, but it removes some freedom a theorist would like to have when using the Higgs data. In particular, there is no universal agreement on the treatment of theoretical uncertainties at the LHC and one might want to change it. Moreover, theoretical uncertainties will reduce in the future with more precise calculations of the Higgs production and decay processes and with the inclusion of new data into the PDF sets. Having only the likelihood profiled over all parameters except μ makes it very difficult to take into account these future improvements or simply to test an alternative treatment of the theoretical uncertainties. Finally, there should also be a dependence on the Higgs mass, while these individual results are usually only given for a single choice of Higgs mass.

Barring these limitations, Eq. (2.7) can be used to constrain new physics. However, it requires that at least $\hat{\mu}$, $\Delta\mu$, and also the reduced efficiencies eff_X (see Eq. (2.5)) be provided by the experimental collaborations for every individual category. This is unfortunately not always the case. Categories are sometimes defined without giving the corresponding signal efficiencies (*e.g.* the ATLAS $H \rightarrow WW^*$ analysis [142]), and/or the result is given as a (set of) “combined” signal strength(s) but not in terms of signal strengths category per category (*e.g.* the ATLAS ZZ^* analysis [143] and the CMS $\tau\tau$ analysis [134]). Such combined μ should in general not be used because they have been obtained under the assumption of SM-like production of the Higgs boson. Whenever the eff_X are not given in the experimental publications it is in principle possible to obtain estimates from a reproduction of the analysis cuts applied on signal samples generated by Monte Carlo (MC) simulation. However, this turns out to be a very difficult or impossible task. Indeed, the discovery of the Higgs boson and the measurement of its properties were a top priority of the LHC physics program, hence experimentalists prepared complex search strategies to optimize the sensitivity. They often rely on multivariate analyses (MVA) techniques that are impossible to reproduce in practice. Whenever the information on reduced efficiencies is not available we are left to guesswork, with a natural default choice being that $\text{eff}_X = \sigma_X^{\text{SM}}/(\sum_X \sigma_X^{\text{SM}})$, corresponding to an inclusive analysis.

We have just discussed the constraints on new physics from one LHC Higgs channel. While this is already a non-trivial task, complications arise when using several categories/searches at the same time, which is our goal ultimately. The simplest solution is to define the full likelihood as the product of the individual likelihoods,

$$L(\boldsymbol{\mu}) = \prod_{i=1}^n L(\mu_i) \quad \Rightarrow \quad \chi^2(\boldsymbol{\mu}) = \sum_{i=1}^n \chi^2(\mu_i) = \sum_{i=1}^n \left(\frac{\mu_i - \hat{\mu}_i}{\Delta\mu_i} \right)^2. \quad (2.9)$$

However, this assumes that all the measurements are completely independent. We know that this is not the case and that the various individual measurement share common systematic uncertainties. They are divided into two categories: the shared experimental uncertainties, coming from the presence of the same final state objects and from the estimation of the luminosity, and the shared theoretical uncertainties, dominated by the contributions from identical production and/or decay modes to the expected Higgs signal in different categories. The estimation of the experimental uncertainties in ATLAS should be largely independent from the one in CMS, hence these correlations can be treated separately for measurements

performed by one collaboration or the other. Conversely, the estimation of the theoretical uncertainties are the same in ATLAS and CMS and should be correlated between all measurements.

In the case where all measurements are Gaussian, it is possible to take these correlations into account in a simple way, defining our likelihood as

$$-2 \log L(\boldsymbol{\mu}) = \chi^2(\boldsymbol{\mu}) = (\boldsymbol{\mu} - \hat{\boldsymbol{\mu}})^T V^{-1} (\boldsymbol{\mu} - \hat{\boldsymbol{\mu}}), \quad (2.10)$$

where V^{-1} is the inverse of the $n \times n$ covariance matrix [117], with $V_{ij} = \text{cov}[\hat{\mu}_i, \hat{\mu}_j]$ (leading to $V_{ii} = \sigma_i^2$). Unfortunately, the off-diagonal elements of this matrix are not given by the experimental collaborations and are very difficult to estimate from outside the collaboration. This remarkably simple and compact expression for the likelihood (a $n \times n$ matrix) is only valid under the Gaussian approximation; beyond that the expression and the communication of the likelihood become more complicated.

In spite of the various caveats and difficulties due to missing information from the experiments, this simple procedure typically gives an acceptable approximation to the experimental likelihood with the current data (as can be seen, *e.g.*, in Fig. 2.10 below in cases where all the information on reduced efficiencies is available) and has been used in countless papers to fit the couplings of the Higgs and apply constraints on new physics models. There is however an alternative experimental input one can use to constrain new physics: the signal strengths in the theory plane, previously defined as

$$\mu(X, Y) \equiv \frac{\sigma(X) \text{BR}(H \rightarrow Y)}{\sigma(X_{\text{SM}}) \text{BR}(H_{\text{SM}} \rightarrow Y)}. \quad (2.11)$$

Results in terms of theoretical signal strengths are (most of the time) shown in the plane $(\mu(\text{ggF} + \text{ttH}, Y), \mu(\text{VBF} + \text{VH}, Y))$, as can be seen in Fig. 2.8. The combination of the VBF, WH and ZH production modes is well justified from the theory point of view. Indeed, one can generate different scaling factors ($C_{\text{VBF}} \neq C_{\text{WH}} \neq C_{\text{ZH}}$) from

$$\left[C_Z \frac{m_Z^2}{v} (Z_\mu)^2 + C_W \frac{2m_W^2}{v} W_\mu^+ W_\mu^- \right] H \quad (2.12)$$

terms in the Lagrangian, with $C_W \neq C_Z$, which can be induced from the dimension-6 operator $\mathcal{O}'_{D^2} = |H^\dagger D_\mu H|^2$, as we will see in Section 2.7. This corresponds to a violation of the custodial symmetry which leads to large corrections to the Peskin-Takeuchi T parameter [144, 145], which is constrained to be very small from the electroweak precision measurements at LEP [42] (see Ref. [43] for the latest results from a global electroweak fit). While there are ways to generate $C_{\text{VBF}} \neq C_{\text{WH}} \neq C_{\text{ZH}}$ without violating the custodial symmetry in an effective approach (see Section 2.7), these effects are usually small and therefore grouping together VBF, WH and ZH is not a problem for testing the vast majority of the new physics models.

The combination of the ggF and ttH production modes might be more problematic. In the SM, gluon fusion is dominated by the top quark contribution [110]. We have $C_{\text{ggF}} \approx C_{\text{ttH}}$ in models of new physics where it is still the case, but *i*) this is only an approximation where the contributions from the bottom quark are neglected, and *ii*) this can be drastically modified

with new physics affecting the Higgs boson. For instance, in the Two-Higgs-doublet-model (2HDM) of Type II, tree-level couplings of the Higgs to top quarks and to bottom quarks are rescaled independently. Moreover, new particles could enter the gluon fusion loop (such as the stops in SUSY, the superpartners of the top quark) and change the ggF scaling factor independently from the ttH one. “Fortunately”, as already discussed in Section 2.3, for all decay modes except $H \rightarrow b\bar{b}$ (where gluon fusion initiated production of the Higgs is not accessible) the ttH production mode is currently constrained with much poorer precision than ggF because of its small cross section. Therefore, with the current data it is justified to take $\mu(\text{ggF} + \text{ttH}, Y) = \mu(\text{ggF}, Y)$ for all channels except $H \rightarrow b\bar{b}$, and $\mu(\text{ggF} + \text{ttH}, Y) = \mu(\text{ttH}, Y)$ for $Y = b\bar{b}$.

The information presented in Fig. 2.8 consists in 68% CL contours in the 2D plane $(\mu(\text{ggF} + \text{ttH}, Y), \mu(\text{VBF} + \text{VH}, Y))$ (supplemented by the corresponding 95% CL contours in the case of ATLAS). At this point, a comment is in order. In order to obtain this result for each decay mode Y , the experiments have defined as test statistic the profile likelihood ratio, defined as

$$\Lambda(\boldsymbol{\mu}) = \frac{L(\boldsymbol{\mu}, \hat{\boldsymbol{\nu}}(\boldsymbol{\mu}))}{L(\hat{\boldsymbol{\mu}}, \hat{\boldsymbol{\nu}})}, \quad (2.13)$$

where $\boldsymbol{\mu} = \begin{pmatrix} \mu(\text{ggF} + \text{ttH}, Y) \\ \mu(\text{VBF} + \text{VH}, Y) \end{pmatrix}$ and $L(\hat{\boldsymbol{\mu}}, \hat{\boldsymbol{\nu}})$ corresponds to the (global) maximum of the full likelihood [117, 121, 126]. All other parameters are treated as nuisance parameters. According to asymptotic properties of the profile likelihood ratio, $-2 \log \Lambda(\boldsymbol{\mu})$ is supposed to be distributed as a χ^2 distribution with n degrees of freedom, with $n = \dim(\boldsymbol{\mu}) = 2$ in our case. It is thus possible to directly match a value of $-2 \log \Lambda(\boldsymbol{\mu})$ with a confidence level from the cumulative distribution function of the χ^2 distribution. The most common values are tabulated, and for $n = 2$, the 68% CL and 95% CL contours correspond to $-2 \log \Lambda(\boldsymbol{\mu}) = 2.3$ and 6.0, respectively.

In order to constrain new physics, we need for each experiment and for each decay mode the full information in this 2D plane and not only one (or two) contours. Hopefully, this information will be released systematically by the experimental collaborations. At the moment it is available for the $H \rightarrow \gamma\gamma$, $H \rightarrow ZZ^*$ and $H \rightarrow WW^*$ final states in ATLAS under a convenient format available on HepData [146–148], and a “temperature plot” in this 2D plane (with the color indicating the value of the likelihood) is given for the CMS $H \rightarrow \gamma\gamma$ results [132]. Whenever this information is not available the way out is to fit the 68% CL contour, corresponding to $-2 \log \Lambda(\boldsymbol{\mu}) = 2.3$, with a bivariate normal distribution. Using the shorthand ggF for ggF+ttH, and VBF for VBF+VH, the likelihood for a given decay mode Y can be expressed as

$$-2 \log \Lambda(\boldsymbol{\mu}) = (\boldsymbol{\mu} - \hat{\boldsymbol{\mu}})^T \begin{pmatrix} \sigma_{\text{ggF}}^2 & \rho \sigma_{\text{ggF}} \sigma_{\text{VBF}} \\ \rho \sigma_{\text{ggF}} \sigma_{\text{VBF}} & \sigma_{\text{VBF}}^2 \end{pmatrix}^{-1} (\boldsymbol{\mu} - \hat{\boldsymbol{\mu}}), \quad (2.14)$$

which is equal to 2.3 for the points $\boldsymbol{\mu} = \begin{pmatrix} \mu_{\text{ggF}} \\ \mu_{\text{VBF}} \end{pmatrix}$ sitting on the 68% CL contour. From this expression, and using a digitized version of the contour, one can fit the five parameters $\hat{\mu}_{\text{ggF}}$, $\hat{\mu}_{\text{VBF}}$, σ_{ggF} , σ_{VBF} , and ρ (the correlation between the measurements). Several checks can then be made: $(\hat{\mu}_{\text{ggF}}, \hat{\mu}_{\text{VBF}})$ has to be close to the position of the true best fit point, agreement

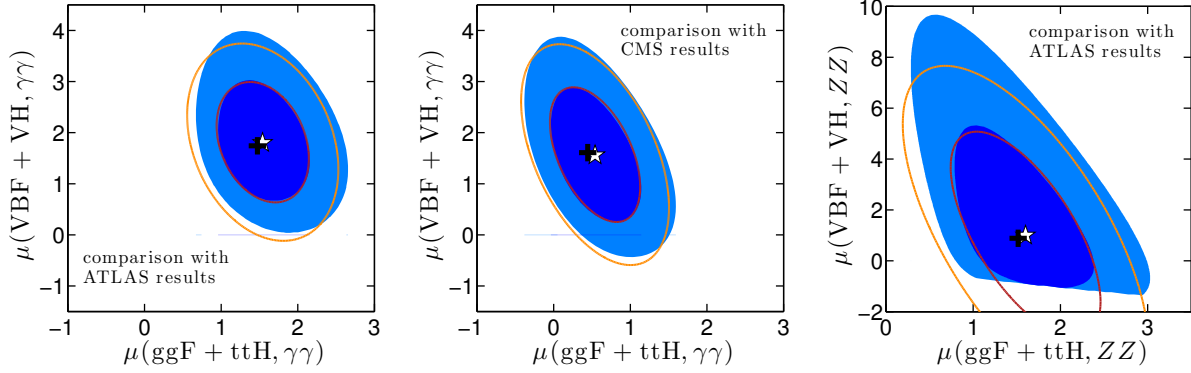


Figure 2.9: Gaussian fit to signal strenghts in the $(\mu(\text{ggF} + \text{ttH}, Y), \mu(\text{VBF} + \text{VH}, Y))$ plane, from left to right for the ATLAS $H \rightarrow \gamma\gamma$ [131], CMS $H \rightarrow \gamma\gamma$ (preliminary) [149], and ATLAS $H \rightarrow ZZ^*$ [131] channels. The dark and light blue filled areas are the 68% and 95% CL regions given by the experiments, the red and orange lines show the fitted ones. In all three cases, we approximately reconstruct the likelihood by fitting a bivariate normal distribution to the 68% CL contour given by the collaboration. The black crosses are the experimental best fit points, while the white stars are the mean values from the fit.

between the fitted 68% CL contour and the one from ATLAS or CMS should be good, and if a 95% CL contour is available one can evaluate the importance of non-Gaussianities further away from the best fit region. This is shown for the ATLAS $H \rightarrow \gamma\gamma$ [131], CMS $H \rightarrow \gamma\gamma$ (preliminary) [149], and ATLAS $H \rightarrow ZZ^*$ [131] results in Fig. 2.9. The agreement is excellent except for ATLAS $H \rightarrow ZZ^*$, as could be expected given the small number of events. However, the discrepancy is significant only in extreme regions ($\mu \gg 1$) that are likely to be excluded from other measurements (and first of all from the results in $H \rightarrow WW^*$); also for this channel the full likelihood is now available [147].

This procedure can be applied to all accessible final state in each experiment, and the final likelihood can be expressed as

$$\begin{aligned}
 -2 \log L &= \sum_{i=1}^n (-2 \log \Lambda(\boldsymbol{\mu}_i)) + \sum_{j=1}^m (-2 \log L_{\text{full}}(\boldsymbol{\mu}_j)) \\
 &= \sum_{i=1}^n (\boldsymbol{\mu}_i - \hat{\boldsymbol{\mu}}_i)^T \begin{pmatrix} \sigma_{\text{ggF},i}^2 & \rho_i \sigma_{\text{ggF},i} \sigma_{\text{VBF},i} \\ \rho_i \sigma_{\text{ggF},i} \sigma_{\text{VBF},i} & \sigma_{\text{VBF},i}^2 \end{pmatrix}^{-1} (\boldsymbol{\mu}_i - \hat{\boldsymbol{\mu}}_i) + \sum_{j=1}^m (-2 \log L_{\text{full}}(\boldsymbol{\mu}_j)),
 \end{aligned} \tag{2.15}$$

where the index i runs over the n 2D measurements taken into account in the Gaussian approximation, while the index j runs over the m 2D measurements for which the full likelihood is available and taken into account. In order to constrain new physics, taking the results in the $(\mu(\text{ggF} + \text{ttH}, Y), \mu(\text{VBF} + \text{VH}, Y))$ plane has several advantages compared to using the signal strength information from each category. First of all, the problems related to missing information from the experimental side are largely solved: in this approach, the reduced efficiencies eff_X are not needed and there is no concern related to the use of signal strengths before any combination. But the main reason for the likelihood defined in Eq. (2.15) to be a better approximation to the full likelihood than the one in Eq. (2.9) is

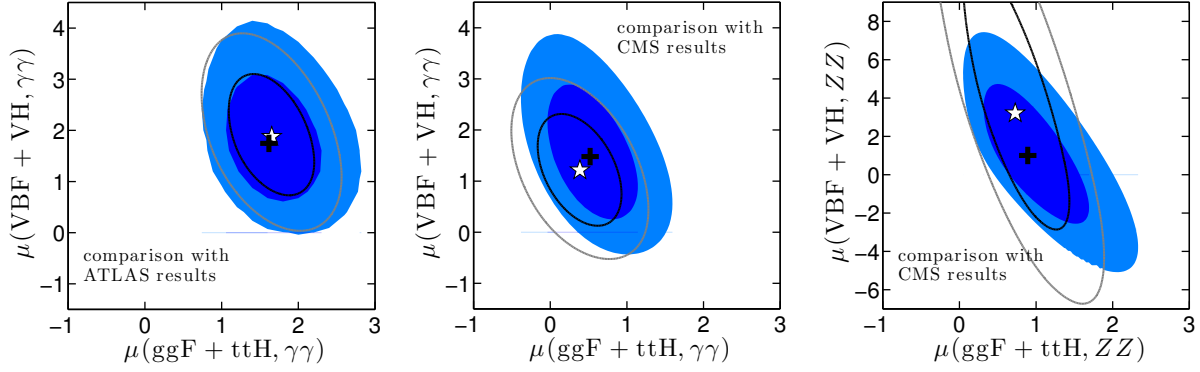


Figure 2.10: Reconstructing the likelihood from subchannel information. The black and gray lines show the 68% and 95% CL contours in the $(\mu(\text{ggF} + \text{ttH}, Y), \mu(\text{VBF} + \text{VH}, Y))$ plane, reconstructed from signal strengths and efficiencies for the experimental categories I in each final state; from left to right for the ATLAS $H \rightarrow \gamma\gamma$ [141], CMS $H \rightarrow \gamma\gamma$ [149], and CMS $H \rightarrow ZZ^*$ (preliminary) [150] channels. For comparison, the dark and light blue filled areas show the 68% and 95% CL regions directly given by the collaborations. The black crosses are the experimental best fit points, the white stars are the reconstructed ones.

the complete treatment of the correlations between all systematic uncertainties—for a given decay mode Y in a given experiment. Last but not least, this approach depends less on the Gaussian approximation. This is obvious when the full likelihood in this 2D plane is available, but it generally remains true even when the 2D likelihood is reconstructed from the 68% CL contour under the (bivariate) Gaussian approximation. Typically, we are losing less information on non-Gaussianities from a single 2D measurement than when using several measurements (if more than two) under the Gaussian approximation.

The results in the $(\mu(\text{ggF} + \text{ttH}, Y), \mu(\text{VBF} + \text{VH}, Y))$ plane can be reconstructed from the information in the individual categories, thus allowing us to check against the results from ATLAS or CMS in the same plane. This is shown in Fig. 2.10, in three example cases (ATLAS $H \rightarrow \gamma\gamma$ [141], CMS $H \rightarrow \gamma\gamma$ (preliminary) [149], and CMS $H \rightarrow ZZ^*$ (preliminary) [150]) where the information on the efficiencies is clearly given. While the ATLAS $H \rightarrow \gamma\gamma$ results are reproduced reasonably well, large discrepancies appear in the two other examples. It should be said that, being closer to the experimental selections, the use of signal strengths from categories should offer more flexibility in testing models, beyond a simple scaling of the SM production and decay modes. However, it would require to reproduce the cuts of the analysis in order to estimate the acceptance \times efficiency factor, $A \times \varepsilon$, that appears in Eq. (2.1). In most cases this is impossible given the complexity of the current analyses.

In Sections 2.5, 2.6, 2.7 and 2.8, the impact of the LHC Higgs results on new physics will be studied in an effective approach and on explicit new physics scenario. In all cases, the experimental input will be taken from the $(\mu(\text{ggF} + \text{ttH}, Y), \mu(\text{VBF} + \text{VH}, Y))$ plane whenever available. However, this approximation to the full Higgs likelihood can and should be improved in the future. This is in particular crucial for a complete treatment of the theoretical uncertainties and of their correlations. This will be discussed when presenting the public tool *Lilith* in Section 2.9. Possible future improvements will be discussed in

Section 2.10.

2.5 The excitement about an excess in the diphoton channel in 2012

In the latest LHC Higgs results presented in Section 2.3, no significant deviation from the SM value $\mu = 1$ can be seen. The situation was certainly different at the end of 2012 and at the beginning of 2013. Indeed, the preliminary results from ATLAS and CMS, using the full statistics collected at $\sqrt{s} = 7$ TeV and 5 to 13 fb^{-1} of data at $\sqrt{s} = 8$ TeV (over the 20 fb^{-1} collected in total in 2012) suggested the presence of an excess in the diphoton channel compared to SM expectations. The experimental situation at the end of 2012 in the $(\mu(\text{ggF} + \text{ttH}, \gamma\gamma), \mu(\text{VBF} + \text{VH}, \gamma\gamma))$ plane is shown in Fig. 2.11. The ATLAS results were updated with 13 fb^{-1} of data at 8 TeV [151] at the Open Session of the CERN Council in December 2012 [152], while CMS results [153] were presented in this plane at the Hadron Collider Physics Symposium in Nov. 2012 (HCP2012) [154], but correspond to the analysis presented in Refs. [100, 155] for 7 TeV data and 5.3 fb^{-1} at 8 TeV. A more than 2σ excess can be seen in Fig. 2.11, and is mostly driven by the ATLAS results. (The excess in the ATLAS data was already present at the time of the discovery [99] and was slightly strengthened with the update presented in December.)

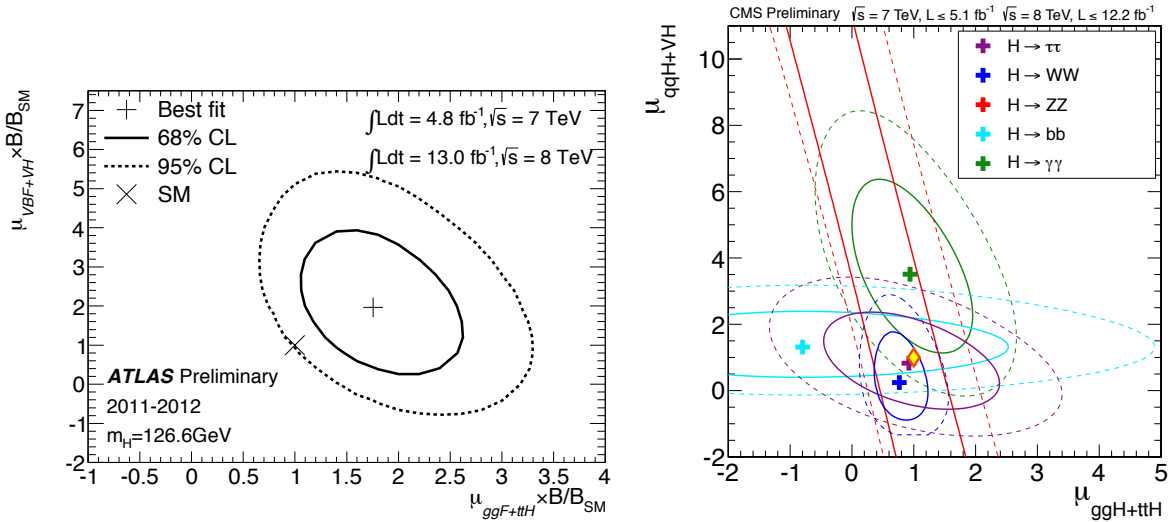


Figure 2.11: Results from the searches of the Higgs boson decaying into two photons in 2012, from the ATLAS [151] (left) and CMS [100, 153, 155] (right) collaborations, given in the plane $(\mu(\text{ggF} + \text{ttH}, \gamma\gamma), \mu(\text{VBF} + \text{VH}, \gamma\gamma))$. In addition to the full luminosity at 7 TeV, 13.0 fb^{-1} (ATLAS) and 5.3 fb^{-1} (CMS) of data at 8 TeV are used. Shown are contours of constant likelihood, with the solid line corresponding to 68% CL and the dashed line to 95% CL.

At the end of the summer 2012, Geneviève Bélanger, Ulrich Ellwanger, John F. Gunion, Sabine Kraml and myself started working on possible implications of the LHC Higgs results on new physics—including the $H \rightarrow \gamma\gamma$ results in addition to all other available results—in an effective approach and in the 2HDM. This led to the paper “Higgs Couplings at the End

of 2012”, Ref. [156], that was submitted to arXiv on December 20, 2012 and published in JHEP in February 2013. In the rest of the Section the methodology and the main results presented in Ref. [156] will be given. In 2012 and 2013, there has been a lot of activity from many different groups in fitting the Higgs couplings to the LHC data, using various parametrizations. An extensive (yet probably incomplete) list of work on this topic up to now can be found in [157–191]; theoretical uncertainties were also discussed in [192].

The section is organized as follows. The framework that is used is presented in Section 2.5.1, while the experimental inputs and the fitting procedure are described in Section 2.5.2. The results of three generic fits are presented in Section 2.5.3 together with the results of a fit in Two-Higgs-Doublet models in Section 2.5.4. Section 2.5.5 contains our conclusions.

2.5.1 Framework

With the measurements in various channels, a comprehensive study of the properties of the Higgs-like state becomes possible and has the potential for revealing whether or not the Higgs sector is as simple as envisioned in the SM. In particular it is crucial to determine the Higgs couplings to gauge bosons and to fermions as defined by the Lagrangian

$$\mathcal{L} = g \left[C_W m_W W_\mu W^\mu + C_Z \frac{m_Z}{\cos \theta_W} Z_\mu Z^\mu - \sum_F C_F \frac{m_F}{2m_W} \bar{F} F \right] H, \quad (2.16)$$

where the C_I are scaling factors for the couplings relative to their SM values, introduced to test possible deviations in the data from SM expectations. In principle all the C_I are independent, in particular the C_F can be different for up- and down-type quarks and/or leptons. A significant deviation of any C_I from unity would imply new physics beyond the SM.

While fits to various combinations of C_I ’s are performed by the experimental collaborations themselves [153, 193], we find it important to develop our own scheme in order to bring all results from ATLAS, CMS and the Tevatron experiments together and test not only the SM but also specific models beyond. In the present study, we include all publicly available data as of the end of 2012. In particular we take into account the updates presented at HCP2012 in Nov. 2012 [154] and at the Open Session of the CERN Council in Dec. 2012 [152].

Our parametrization is as follows. We treat the couplings to up-type and down-type fermions, C_U and C_D , as independent parameters (but we only consider the case $C_L = C_D$, and we assume that the C_F are family universal). Moreover, we assume a custodial symmetry in employing a single $C_W = C_Z \equiv C_V$ in Eq. (2.16). The structure we are testing thus becomes

$$\mathcal{L} = g \left[C_V \left(m_W W_\mu W^\mu + \frac{m_Z}{\cos \theta_W} Z_\mu Z^\mu \right) - C_U \frac{m_t}{2m_W} \bar{t}t - C_D \frac{m_b}{2m_W} \bar{b}b - C_D \frac{m_\tau}{2m_W} \bar{\tau}\tau \right] H. \quad (2.17)$$

In general, the C_I can take on negative as well as positive values; there is one overall sign ambiguity which we fix by taking $C_V > 0$. Even in this restricted context, various types of deviations of these three C_I from unity are possible in extended theories such as 2HDMs,

models with singlet-doublet mixing, and supersymmetric models such as the MSSM and the Next-to-MSSM (NMSSM).

In addition to the tree-level couplings given above, the H has couplings to gg and $\gamma\gamma$ that are first induced at one loop and are completely computable in terms of C_U , C_D and C_V if only loops containing SM particles are present. We define \overline{C}_g and \overline{C}_γ to be the ratio of these couplings so computed to the SM (*i.e.* $C_U = C_D = C_V = 1$) values. However, in some of our fits we will also allow for additional loop contributions ΔC_g and ΔC_γ from new particles; in this case $C_g = \overline{C}_g + \Delta C_g$ and $C_\gamma = \overline{C}_\gamma + \Delta C_\gamma$. The largest set of independent parameters in our fits is thus

$$C_U, C_D, C_V, \Delta C_g, \Delta C_\gamma. \quad (2.18)$$

In this study, we focus on models in which the Higgs decays only to SM particles, in particular not allowing for invisible (*e.g.* $H \rightarrow \tilde{\chi}_1^0 \tilde{\chi}_1^0$, where $\tilde{\chi}_1^0$ is the lightest SUSY particle) or undetected decays (such as $H \rightarrow aa$, where a is a light CP-odd, perhaps singlet scalar). This approach, when we allow in the most general case for the C_U , C_D , C_V , C_γ and C_g couplings to be fully independent, encompasses a very broad range of models, including in particular those in which the Higgs sector consists of any number of doublets + singlets, the only proviso being the absence of decays of the observed ~ 125 GeV state to non-SM final states. (A fit for invisible Higgs decays was performed early on in [194].) This approach however does not cover models such as composite models and Higgs-radion mixing models for which the VVH coupling has a more complicated tensor structure than that given in Eq. (2.17). Our procedure will also be inadequate should the observed signal at ~ 125 GeV actually arise from two or more degenerate Higgs bosons (see *e.g.* [195, 196]). Although the success of our fits implies that there is no need for such extra states, the explicit tests for degenerate states developed in [197] should be kept in mind as a means to test directly for two or more Higgs bosons contributing to the signal at 125 GeV. Note that the presence of two near mass-degenerate states has already been tested by the CMS collaboration in the $H \rightarrow \gamma\gamma$ channel [198].

2.5.2 Experimental inputs and fitting procedure

We perform fits employing all production/decay channels for which results are available from the ATLAS and CMS collaborations at the LHC, as well as the Tevatron CDF+D0 Higgs results. The values for the signal strengths in the various (sub)channels as reported by the experiments and used in this analysis, together with the estimated decompositions into production channels are given in Tables 2.1–2.3. Note that all measurements are only given in the Gaussian approximation; a χ^2 is computed using the method explained in Section 2.4. Measurements in the $(\mu(\text{ggF} + \text{ttH}), \mu(\text{VBF} + \text{VH}), Y)$ plane were not yet systematically available and have not always been favored over the category results. For the computation of the various $\mu(X, Y)$ from the reduced couplings including next-to-leading order (NLO) corrections we follow the procedure recommended by the LHC Higgs Cross Section Working Group in [199]. In particular we include all the available QCD corrections for C_g using HIGLU [118, 200, 201] and for C_γ using HDECAY [118, 119], and we switch off the electroweak corrections. The reduced efficiencies eff_X are specific to every analysis and hence differ from

Channel	Signal strength μ	m_H (GeV)	Reduced efficiencies			
			ggF	VBF	VH	ttH
$H \rightarrow \gamma\gamma$ (4.8 fb $^{-1}$ at 7 TeV + 13.0 fb $^{-1}$ at 8 TeV) [151]						
$\mu(\text{ggF} + \text{ttH}, \gamma\gamma)$	1.85 ± 0.52	126.6	100%	–	–	–
$\mu(\text{VBF} + \text{VH}, \gamma\gamma)$	2.01 ± 1.23	126.6	–	60%	40%	–
$H \rightarrow ZZ$ (4.6 fb $^{-1}$ at 7 TeV + 13.0 fb $^{-1}$ at 8 TeV) [202, 203]						
Inclusive	$1.01^{+0.45}_{-0.40}$	125	87%	7%	5%	1%
$H \rightarrow WW$ (13.0 fb $^{-1}$ at 8 TeV) [203, 204]						
$e\nu\mu\nu$	$1.42^{+0.58}_{-0.54}$	125.5	95%	3%	2%	–
$H \rightarrow b\bar{b}$ (4.7 fb $^{-1}$ at 7 TeV + 13.0 fb $^{-1}$ at 8 TeV) [203, 205]						
VH tag	-0.39 ± 1.02	125.5	–	–	100%	–
$H \rightarrow \tau\tau$ (4.6 fb $^{-1}$ at 7 TeV + 13.0 fb $^{-1}$ at 8 TeV) [206]						
$\mu(\text{ggF}, \tau\tau)$	2.41 ± 1.57	125	100%	–	–	–
$\mu(\text{VBF} + \text{VH}, \tau\tau)$	-0.26 ± 1.02	125	–	60%	40%	–

Table 2.1: ATLAS results as employed in this analysis. The correlations included in the fits are $\rho = -0.37$ for the $\gamma\gamma$ and $\rho = -0.50$ for the $\tau\tau$ channels.

experiment to experiment. Whenever these are not given, we assume that the search is inclusive.

With this framework programmed, our fitting procedure is as follows. We first scan over a fine grid of the free parameters of the scenario considered, for example, C_U, C_D, C_V with $C_g, C_\gamma = \overline{C_g}, \overline{C_\gamma}$ as computed from the SM-particle loops (this will be Fit **II** below). We obtain the value of χ^2 associated with each point in the grid and thus determine the values of the parameters associated with the approximate minimum (or minima). To get the true minimum χ^2 , χ^2_{\min} , and the associated “best-fit” values and the one-standard deviation (1σ) errors on them we employ MINUIT [216]. (The errors on parameters which are not input, *i.e.* C_g and C_γ , are determined from the grid data.) For plotting distributions of χ^2 as a function of any one variable, we use the above grid data together with the best fit value, to profile the minimal χ^2 value with respect to the remaining unconstrained parameters. The 68%, 95% and 99.7% CL intervals are then given by $\chi^2 = \chi^2_{\min} + 1, +4$ and $+9$, respectively. Two-dimensional χ^2 distributions are obtained analogously from a grid in the two parameters of interest, profiling over the other, unseen parameters; in this case, we show contours of χ^2 corresponding to the 68% ($\chi^2 = \chi^2_{\min} + 2.30$), 95% ($\chi^2 = \chi^2_{\min} + 6.18$) and 99.7% ($\chi^2 = \chi^2_{\min} + 11.83$) confidence levels for 2 parameters treated jointly. Note that it corresponds to a profile likelihood ratio and that the same procedure is used by the experimental collaborations to perform coupling fits and also derive the results in the $(\mu(\text{ggF} + \text{ttH}, Y), \mu(\text{VBF} + \text{VH}, Y))$ plane, as was explained in Eq. (2.13) in Section 2.4.

Before presenting our results, a couple of comments are in order. First of all, we stress that in models of new physics beyond-the-SM (BSM), both the branching fractions and the production cross sections and distributions (and indeed the number of Higgs particles) may differ from SM expectations. For any BSM interpretation of the Higgs search results it is absolutely crucial to have as precise and complete channel-by-channel information as possible [217]. Unfortunately, not all the experimental analyses give all the necessary details.

Channel	Signal strength μ	m_H (GeV)	Reduced efficiencies			
			ggF	VBF	VH	ttH
$H \rightarrow \gamma\gamma$ (5.1 fb $^{-1}$ at 7 TeV + 5.3 fb $^{-1}$ at 8 TeV) [100, 153, 155]						
$\mu(\text{ggF} + \text{ttH}, \gamma\gamma)$	0.95 ± 0.65	125.8	100%	–	–	–
$\mu(\text{VBF} + \text{VH}, \gamma\gamma)$	3.77 ± 1.75	125.8	–	60%	40%	–
$H \rightarrow ZZ$ (5.1 fb $^{-1}$ at 7 TeV + 12.2 fb $^{-1}$ at 8 TeV) [153, 207]						
Inclusive	$0.81^{+0.35}_{-0.28}$	125.8	87%	7%	5%	1%
$H \rightarrow WW$ (up to 4.9 fb $^{-1}$ at 7 TeV + 12.1 fb $^{-1}$ at 8 TeV) [153, 208, 209]						
0/1 jet	$0.77^{+0.27}_{-0.25}$	125.8	97%	3%	–	–
VBF tag	$-0.05^{+0.74}_{-0.55}$	125.8	17%	83%	–	–
VH tag	$-0.31^{+2.22}_{-1.94}$	125.8	–	–	100%	–
$H \rightarrow b\bar{b}$ (up to 5.0 fb $^{-1}$ at 7 TeV + 12.1 fb $^{-1}$ at 8 TeV) [153, 210, 211]						
VH tag	$1.31^{+0.65}_{-0.60}$	125.8	–	–	100%	–
ttH tag	$-0.80^{+2.10}_{-1.84}$	125.8	–	–	–	100%
$H \rightarrow \tau\tau$ (up to 5.0 fb $^{-1}$ at 7 TeV + 12.1 fb $^{-1}$ at 8 TeV) [153, 212, 213]						
0/1 jet	$0.85^{+0.68}_{-0.66}$	125.8	76%	16%	7%	1%
VBF tag	$0.82^{+0.82}_{-0.75}$	125.8	19%	81%	–	–
VH tag	$0.86^{+1.92}_{-1.68}$	125.8	–	–	100%	–

Table 2.2: CMS results as employed in this analysis. The correlation included for the $\gamma\gamma$ channel is $\rho = -0.54$.

Channel	Signal strength μ	m_H (GeV)	Reduced efficiencies			
			ggF	VBF	VH	ttH
$H \rightarrow \gamma\gamma$ [214]						
Combined	$6.14^{+3.25}_{-3.19}$	125	78%	5%	17%	–
$H \rightarrow WW$ [214]						
Combined	$0.85^{+0.88}_{-0.81}$	125	78%	5%	17%	–
$H \rightarrow b\bar{b}$ [215]						
VH tag	$1.56^{+0.72}_{-0.73}$	125	–	–	100%	–

Table 2.3: Tevatron results for up to 10 fb $^{-1}$ at $\sqrt{s} = 1.96$ TeV, as employed in this analysis.

Below we comment on how we use the currently available information from the experiments.

ATLAS

- $H \rightarrow \gamma\gamma$: we fit the 68% CL contour in the $(\mu(\text{ggF} + \text{ttH}, Y), \mu(\text{VBF} + \text{VH}, Y))$ plane from Fig. 4 of [151] as explained around Eq. (2.14) in Section 2.4. We note that while Fig. 4 of [151] is for 126.6 GeV, Fig. 12 (right) in the same paper shows that there is a broad “plateau” as a function of the mass when the energy scale uncertainty is taken into account, implying that the results should not depend too much on the mass.
- $H \rightarrow ZZ$: the signal strength in this channel reported by ATLAS [202, 203] is $\mu = 1.3^{+0.53}_{-0.48}$ with a best fit mass of $m_H = 123.5 \pm 0.9$ (stat.) ± 0.3 (sys.) GeV. At $m_H = 125$ GeV, the signal strength is $\mu = 1.01^{+0.45}_{-0.40}$, see Fig. 10 in [203]. Assuming that the discrepancy in the Higgs mass determined from the $\gamma\gamma$ and the 4 lepton final states is due to a statistical fluctuation (rather than unknown systematics) we use the inclusive $\mu(H \rightarrow ZZ)$ results at $m_H = 125$ GeV, *i.e.* close to the combined best fit mass from ATLAS, in our fits. Alternatively, one could rescale the value of $\mu = 1.3^{+0.53}_{-0.48}$ at $m_H = 123.5$ GeV for a Higgs mass of 125 GeV. This would give $\mu(H \rightarrow ZZ) = 1.15^{+0.53}_{-0.48}$ at $m_H = 125$ GeV (or $\mu(H \rightarrow ZZ) = 1.11^{+0.53}_{-0.48}$ at $m_H = 125.5$ GeV). We checked that taking this alternative approach has only marginal influence on our results. Regarding the decomposition in production modes, no statement is made in the conference note or paper. However, as it is an inclusive analysis, we take the relative ratios of production cross sections for an SM Higgs as a reasonable approximation. To this end, we use the ratios given by the LHC Higgs Cross Section Working Group [218].
- $H \rightarrow WW$: we adopt relative contributions of 95% ggF and 5% VBF [204]. We do not include any result for 7 TeV because the update presented at HCP is a combination of 7 and 8 TeV.

CMS

- $H \rightarrow \gamma\gamma$: we follow the same procedure as for ATLAS $H \rightarrow \gamma\gamma$, using Fig. 11 from [153]. The correlation is $\rho = -0.54$.
- $H \rightarrow ZZ$: no decomposition with respect to production modes is given in the conference note or paper. As it is a fully inclusive analysis, we use the relative ratios of production cross sections given by the LHC Higgs Cross Section Working Group [218] as a good approximation [219].
- $H \rightarrow WW$: the information provided in the conference note and papers is incomplete; our decomposition into production modes is based on [219]. Our combination (weighted mean) agrees within 9% with that given by CMS ($\mu_{\text{comb}} = 0.64 \pm 0.24$ instead of $0.70^{+0.24}_{-0.23}$).
- $H \rightarrow b\bar{b}$: as there is no information on possible contaminations by other production modes, we assume 100% VH or 100% ttH production for the respective categories.

- $H \rightarrow \tau\tau$: for the 0/1 jet and VBF tag categories we extract the decomposition into production modes from [212], assuming that there is no significant change in the efficiencies between $m_H = 125$ GeV and $m_H = 125.8$ GeV. We use the efficiencies from the first three categories ($\mu\tau_h + X$, $e\tau_h + X$ and $e\mu + X$) because they are the most sensitive ones; they lead to very similar decompositions which we use in our analysis. Our combination (weighted mean) agrees within 6% with that given by CMS ($\mu_{\text{comb}} = 0.83 \pm 0.49$ instead of $0.88^{+0.51}_{-0.48}$).

Tevatron

- $H \rightarrow \gamma\gamma$ and $H \rightarrow WW$: no decomposition into production modes is given by the experiments. We assume that the analyses are inclusive and we thus employ the ratios of the theoretical predictions for the (SM) Higgs production cross sections.
- $H \rightarrow b\bar{b}$: we use the results presented at HCP2012 [215] assuming 100% VH.

2.5.3 Fits to reduced Higgs couplings

Fit I: $C_U = C_D = C_V = 1$, ΔC_g and ΔC_γ free

For a first test of the SM nature of the observed Higgs boson, we take $C_U = C_D = C_V = 1$ (*i.e.* quark, lepton and W, Z vector boson couplings to the Higgs are required to be SM-like) but we allow for additional new physics contributions to the $\gamma\gamma$ and gg couplings, parameterized by ΔC_g and ΔC_γ , coming from loops involving non-SM particles. This fit, which we refer to as Fit I, is designed to determine if the case where all tree-level Higgs couplings are equal to their SM values can be consistent with the data. For example, such a fit is relevant in the context of UED models where the tree-level couplings of the Higgs are SM-like [220, 221].

Fig. 2.12 displays the results of this fit in the ΔC_g versus ΔC_γ plane. The best fit is obtained for $\Delta C_\gamma \simeq 0.43$, $\Delta C_g \simeq -0.09$, and has $\chi^2_{\text{min}} = 12.31$ for 19 degrees of freedom (d.o.f.), giving a p -value of 0.87. The results of this fit are summarized in Table 2.4, together with the results of the other fits of this section.

We note that the SM (*i.e.* $C_U = C_D = C_V = 1$, $\Delta C_g = \Delta C_\gamma = 0$) has $\chi^2 = 20.2$ and is hence more than 2σ away from the best fit in Fig. 2.12. The number of degrees of freedom for the SM fit is 21, implying a p -value of 0.51. The largest χ^2 contributions come from the $H \rightarrow \gamma\gamma$ channels from ATLAS ($\Delta\chi^2 = 5.06$), CMS ($\Delta\chi^2 = 3.36$) and Tevatron ($\Delta\chi^2 = 2.60$), followed by the VBF result for $H \rightarrow WW$ from CMS with $\Delta\chi^2 = 2.01$.

Fit II: varying C_U , C_D and C_V ($\Delta C_\gamma = \Delta C_g = 0$)

Next, we let C_U , C_D , C_V vary, assuming there are no new particles contributing to the effective Higgs couplings to gluons and photons, *i.e.* we take $\Delta C_\gamma = \Delta C_g = 0$ implying $C_g = \overline{C}_g$, $C_\gamma = \overline{C}_\gamma$ as computed from the SM-particle loops. The results for the one-dimensional and two-dimensional χ^2 distributions are shown in Figs. 2.13 and 2.14. The value of C_V is rather well determined to be close to unity. It is intriguing that the best fit of C_V is indeed just slightly below 1, as any model with only Higgs doublets or singlets requires

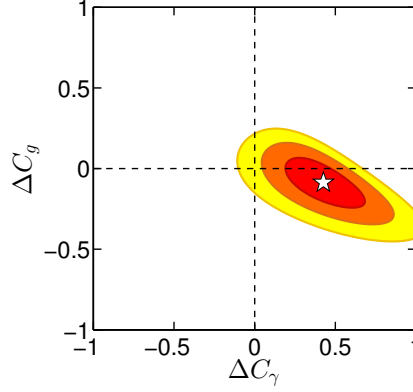


Figure 2.12: Two parameter fit of ΔC_γ and ΔC_g , assuming $C_U = C_D = C_V = 1$ (Fit **I**). The red, orange and yellow ellipses show the 68%, 95% and 99.7% CL regions, respectively. The white star marks the best-fit point $\Delta C_\gamma = 0.426$, $\Delta C_g = -0.086$.

$C_V \leq 1$. The best fit values for C_D and C_U are SM-like in that they have magnitudes that are close to one. However, the best fit C_U value is opposite in sign to the SM Higgs case. The preference for $C_U < 0$ is at the level of 2.6σ — see the first plot in Fig. 2.13. This results from the fact that an enhanced $\gamma\gamma$ rate (as observed in the experimental data) is obtained by changing the sign of the top-loop contribution so that it adds, rather than subtracts, from the W loop. In contrast, in the case of C_D almost equally good minima are found with $C_D < 0$ and $C_D > 0$. Details on the minima in different sectors of the (C_U, C_D) plane are given in Table 2.5. Note that, for the best fit point, the resulting C_γ and C_g are in good agreement with the result of Fit **I** above, for which $C_\gamma = 1.43$ and $C_g = 0.91$. Here, however, the enhanced C_γ value derives from $C_U < 0$ rather than from $\Delta C_\gamma \neq 0$. The best fit results are again tabulated in Table 2.4.

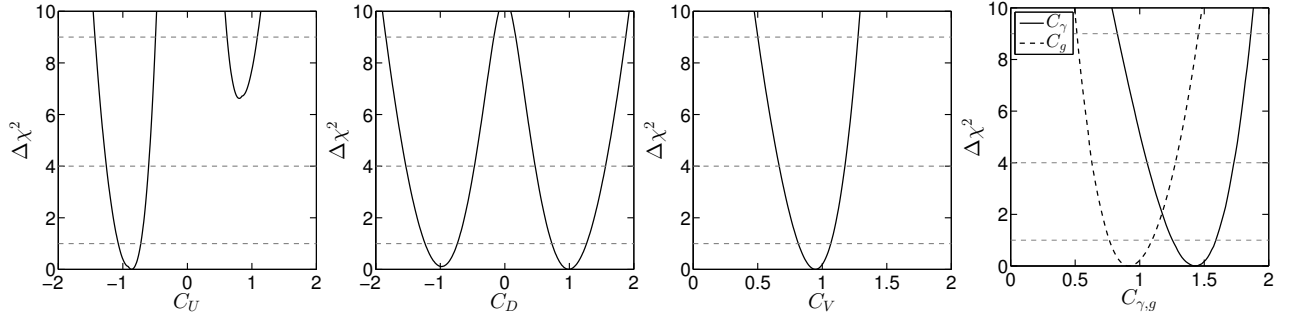


Figure 2.13: One-dimensional χ^2 distributions for the three parameter fit, Fit **II**, of C_U , C_D , C_V with $C_\gamma = \overline{C}_\gamma$ and $C_g = \overline{C}_g$ as computed in terms of C_U, C_D, C_V .

A negative sign of C_U —while maintaining a positive sign of m_t —is actually not easy to achieve. (A sign change of both C_U and m_t would have no impact on the top quark induced loop amplitudes.) It would require that m_t is induced dominantly by the vev of a Higgs boson which is *not* the Higgs boson considered here. Hence, we have $C_U > 0$ in most models, implying that it is important to study the impact of this constraint on our fits. The

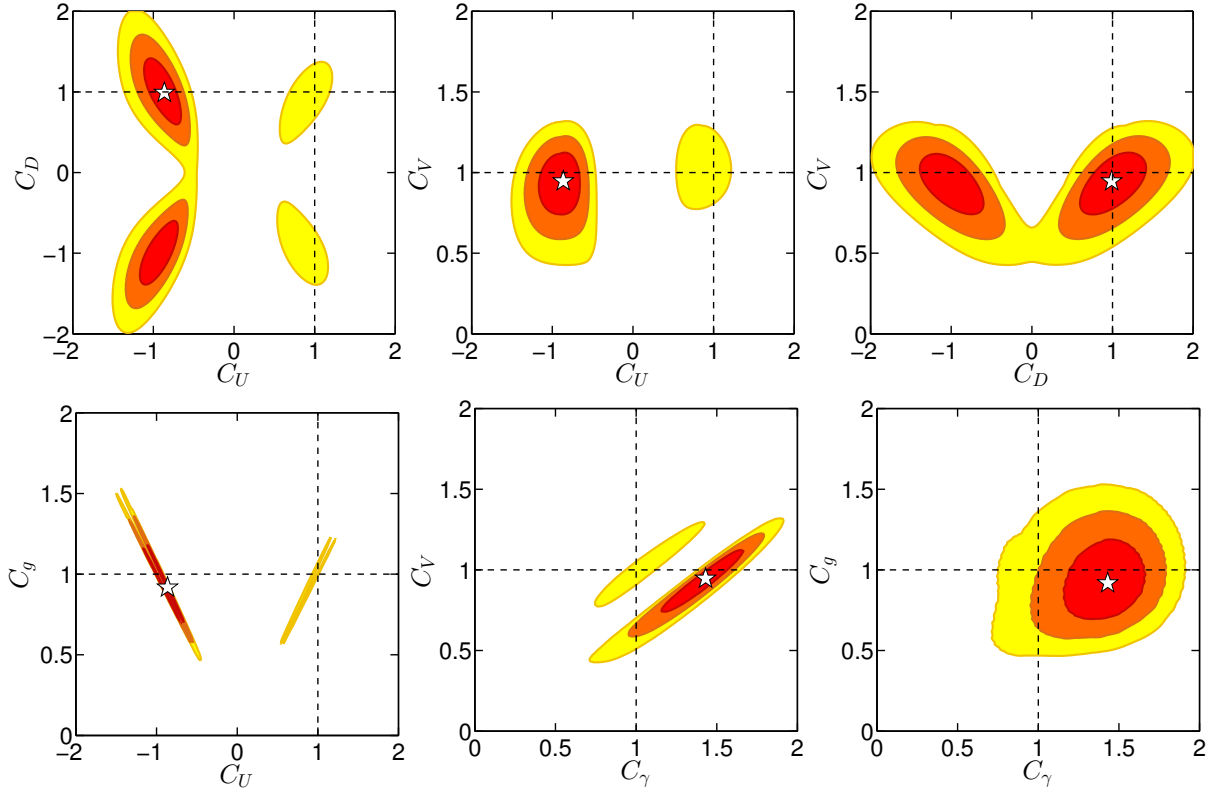


Figure 2.14: Two-dimensional χ^2 distributions for the three parameter fit, Fit **II**, of C_U , C_D , C_V with $C_\gamma = \overline{C}_\gamma$ and $C_g = \overline{C}_g$ as computed in terms of C_U, C_D, C_V . The red, orange and yellow ellipses show the 68%, 95% and 99.7% CL regions, respectively. The white star marks the best-fit point. Details on the minima in different sectors of the (C_U, C_D) plane can be found in Table 2.5.

fit results when requiring $C_U, C_D > 0$ are shown in the left two plots of Fig. 2.15 and the top row of Fig. 2.16; see also Table 2.5. We observe that for this quadrant the results are consistent with SM expectations (*i.e.* within $\sim 1\sigma$). Interestingly the fit is not better than the SM itself: $\chi^2_{\min} = 18.66$ for $21 - 3 = 18$ d.o.f., corresponding to $p = 0.41$.

Another possible model constraint is to require $C_V \leq 1$ (recall that $C_V > 0$ by convention). This constraint applies to any model containing only Higgs doublets and singlets. The 1d results for the combined requirement of $C_U, C_D > 0$ and $C_V \leq 1$ are shown in the right two plots of Fig. 2.15, and in the bottom-row plots of Fig. 2.16. We observe that the best fit values for C_U and C_D are only slightly shifted relative those found without constraining C_V , and that accordingly the $C_\gamma = \overline{C}_\gamma$ and $C_g = \overline{C}_g$ at the best fit point are only slightly shifted. However, the $C_V \leq 1$ constraint does severely change the upper bound on C_γ , which for $C_U > 0$ and $\Delta C_\gamma = 0$ mostly depends on the W -boson loop contribution. The apparent sharpness of the boundary in the C_g vs. C_γ plane is a result of the fact that these two quantities really only depend on C_U for $C_V = 1$.

Finally note that it has been shown in [222, 223] that single top production in association with a Higgs is greatly enhanced when C_U, C_V have opposite signs. Thus, the possibility of $C_U < 0$ should be further scrutinized by precision measurements of the single top production

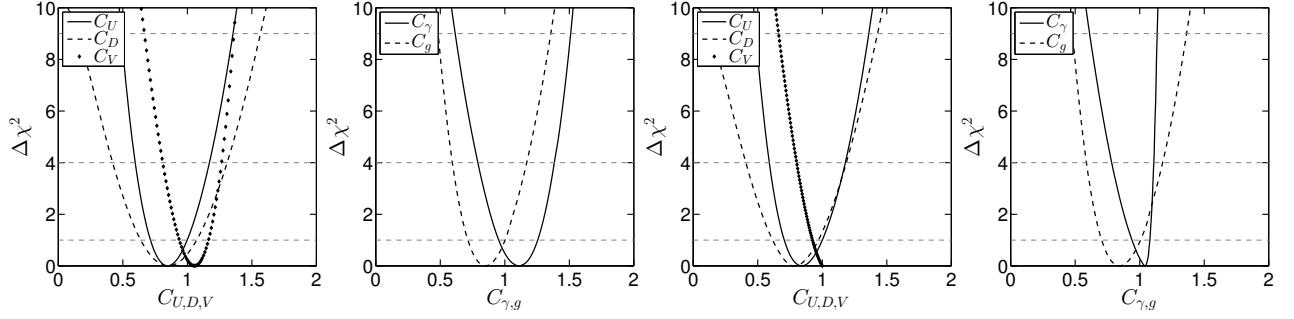


Figure 2.15: One-dimensional χ^2 distributions for the three parameter fit, Fit **II**, but imposing $C_U > 0$, $C_D > 0$; the left two plots allow for $C_V > 1$ ($\chi_{\min}^2 = 18.66$), while in the right two plots $C_V \leq 1$ ($\chi_{\min}^2 = 18.89$).

Fit	I	II	III , 1st min.	III , 2nd min.
C_U	1	$-0.86^{+0.14}_{-0.16}$	-0.06 ± 1.30	0.06 ± 1.30
C_D	1	$0.99^{+0.28}_{-0.26}$	$1.00^{+0.28}_{-0.26}$	$-1.00^{+0.26}_{-0.28}$
C_V	1	$0.95^{+0.12}_{-0.13}$	$0.93^{+0.12}_{-0.14}$	$0.93^{+0.12}_{-0.14}$
ΔC_γ	$0.43^{+0.17}_{-0.16}$	—	$0.16^{+0.38}_{-0.36}$	$0.21^{+0.37}_{-0.39}$
ΔC_g	-0.09 ± 0.10	—	$0.83^{+0.24}_{-1.17}$	$0.83^{+0.24}_{-1.17}$
C_γ	$1.43^{+0.17}_{-0.16}$	1.43 ± 0.17	$1.36^{+0.26}_{-0.23}$	$1.36^{+0.26}_{-0.23}$
C_g	0.91 ± 0.10	$0.92^{+0.17}_{-0.15}$	$0.95^{+0.26}_{-0.23}$	$0.95^{+0.26}_{-0.23}$
χ_{\min}^2	12.31	11.95	11.46	11.46
$\chi_{\min}^2/\text{d.o.f.}$	0.65	0.66	0.72	0.72

Table 2.4: Summary of results for Fits **I–III**. For Fit **II**, the tabulated results are from the best fit, cf. column 1 of Table 2.5.

cross section at the LHC.

Fit **III**: varying C_U , C_D , C_V , ΔC_γ and ΔC_g

Finally, in Fit **III**, we allow the ΔC_g and ΔC_γ additions to $\overline{C_g}$ and $\overline{C_\gamma}$, fitting therefore to five free parameters: C_U , C_D , C_V , ΔC_g , and ΔC_γ . The associated 1d and 2d plots are given in Figs. 2.17 and 2.18. There are two main differences as compared to Fit **II**. On the one hand, the preference for $C_\gamma > 1$ does not necessarily imply a negative value for C_U , since a positive value for ΔC_γ can contribute to an increase in C_γ even when the top-quark loop interferes destructively with the W loop. (This is obviously already expected from Fit **I**.) On the other hand, both C_U and ΔC_g feed into the effective C_g , and if one of them is large the other one has to be small to result in a near SM-like $gg \rightarrow H$ cross section. This anti-correlation between $|C_U|$ and ΔC_g can be seen in the center-top plot in Fig. 2.18. The best fit is actually obtained for $C_U \approx 0$, with $\Delta C_g \approx 1$ in order to compensate for the very suppressed top-loop contribution to ggF. However, it is also apparent that the minimum at

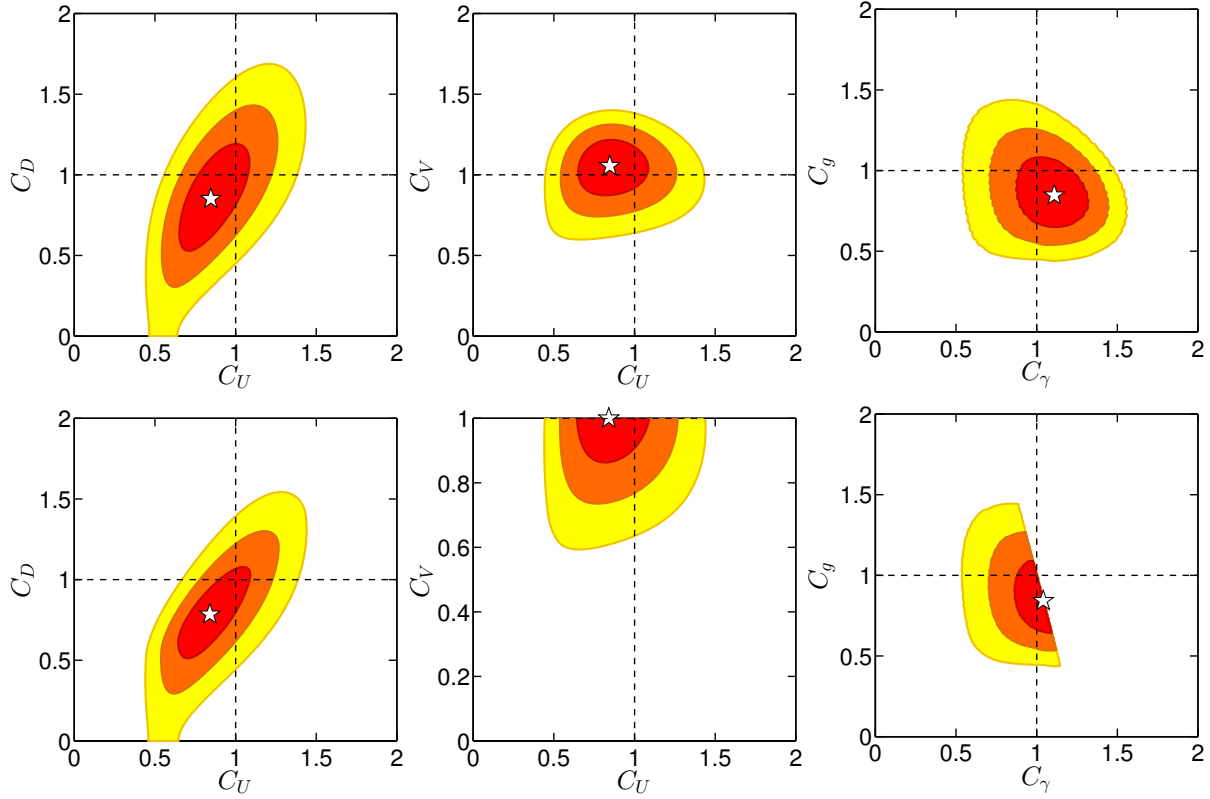


Figure 2.16: Two-dimensional χ^2 distributions for the three parameter fit, Fit **II**, as in Fig. 2.14 but with $C_U > 0$, $C_D > 0$, $C_V > 0$. The upper row of plots allows for $C_V > 1$, while in the lower row of plots $C_V \leq 1$ is imposed.

$C_U = 0$ is quite shallow (cf. the top left plot in Fig. 2.17) and that a fit with $C_U \approx 1$ with small ΔC_g is well within the 68% contour (as should indeed be the case for consistency with Fits **I** and **II**).

We also note that at the best fit, *i.e.* that with $C_U \approx 0$, one finds $C_\gamma \sim \overline{C}_\gamma > 1$ by virtue of the fact that the W loop is not partially canceled by the top loop and only a small $\Delta C_\gamma \sim 0.16\text{--}0.21$ is needed to further enhance the $\gamma\gamma$ final state and bring $\mu(\gamma\gamma)$ into agreement with observations; see top-right and bottom-right plots of Fig. 2.18. If we move to the SM value of $C_U = 1$ then $\Delta C_\gamma \sim 0.45$ is needed to fit the $\gamma\gamma$ rate. The best fit results are tabulated in Table 2.4.

A way to lift the degeneracy in C_U and ΔC_g would be to have an independent determination of C_U . This might be achieved by an accurate measurement of the $t\bar{t}H$ channel, as illustrated in Fig. 2.19. This figure assumes that $\mu(t\bar{t}H)$ will eventually be measured with 30% accuracy — more concretely, the figure assumes $\mu(t\bar{t}H) = 1 \pm 0.3$. This is certainly a very challenging task. For comparison, CMS currently gives $\mu(t\bar{t}H) \approx -0.8^{+2.2}_{-1.8}$ [153]. Finally, as mentioned above, C_U may also be constrained by the associated production of a single top and a Higgs [222, 223].

Sector	$C_U < 0, C_D > 0$	$C_U, C_D < 0$	$C_U, C_D > 0$
C_U	$-0.86^{+0.14}_{-0.16}$	$-0.91^{+0.15}_{-0.17}$	$0.85^{+0.15}_{-0.13}$
C_D	$0.99^{+0.28}_{-0.26}$	$-0.98^{+0.26}_{-0.27}$	$0.85^{+0.22}_{-0.21}$
C_V	$0.95^{+0.12}_{-0.13}$	$0.94^{+0.12}_{-0.13}$	$1.06^{+0.11}_{-0.12}$
C_γ	1.43 ± 0.17	$1.43^{+0.16}_{-0.17}$	$1.11^{+0.15}_{-0.16}$
C_g	$0.92^{+0.17}_{-0.15}$	$0.91^{+0.17}_{-0.15}$	$0.85^{+0.16}_{-0.13}$
χ^2_{\min}	11.95	12.06	18.66
$\chi^2_{\min}/\text{d.o.f.}$	0.66	0.67	1.04

Table 2.5: Results for Fit **II** in different sectors of the (C_U, C_D) plane.

	Type I and II	Type I		Type II	
Higgs	VV	up quarks	down quarks & leptons	up quarks	down quarks & leptons
h	$\sin(\beta - \alpha)$	$\cos \alpha / \sin \beta$	$\cos \alpha / \sin \beta$	$\cos \alpha / \sin \beta$	$-\sin \alpha / \cos \beta$
H	$\cos(\beta - \alpha)$	$\sin \alpha / \sin \beta$	$\sin \alpha / \sin \beta$	$\sin \alpha / \sin \beta$	$\cos \alpha / \cos \beta$
A	0	$\cot \beta$	$-\cot \beta$	$\cot \beta$	$\tan \beta$

Table 2.6: Tree-level vector boson couplings $C_V^{h_i}$ ($V = W, Z$) and fermionic couplings $C_F^{h_i}$ normalized to their SM values for the Type I and Type II two-Higgs-doublet models.

2.5.4 Application to two-Higgs-Doublet Models

So far our fits have been model-independent, relying only on the Lagrangian structure of Eq. (2.17). Let us now turn to the concrete examples of Two-Higgs-Doublet Models (2HDMs) of Type I and Type II. In both cases, the basic parameters describing the coupling of either the light h or heavy H CP-even Higgs boson are only two: α (the CP-even Higgs mixing angle) and $\tan \beta = v_u/v_d$, where v_u and v_d are the vacuum expectation values of the Higgs field that couples to up-type quarks and down-type quarks, respectively. The Type I and Type II models are distinguished by the pattern of their fermionic couplings as given in Table 2.6. The SM limit for the h (H) in the case of both Type I and Type II models corresponds to $\alpha = \beta - \pi/2$ ($\alpha = \beta$). In our discussion below, we implicitly assume that there are no contributions from non-SM particles to the loop diagrams for C_γ and C_g . In particular, this means our results correspond to the case where the charged Higgs boson, whose loop might contribute to C_γ , is heavy.

The results of the 2HDM fits are shown in Fig. 2.20 for the case that the state near 125 GeV is the lighter CP-even h . The figure also applies for the case of the heavier H being identified with the ~ 125 GeV state with the replacement rules given in the figure caption.⁴ Note that the convention $C_V > 0$ implies $\sin(\beta - \alpha) > 0$ for the h and $\cos(\beta - \alpha) > 0$ for the H . Moreover, the requirement $\tan \beta > 0$ restricts $\beta \in [0, \pi/2]$. The best fit values

⁴Since the ~ 125 GeV state clearly couples to WW, ZZ we do not consider the case where the A is the only state at ~ 125 GeV. We also do not consider the cases where the ~ 125 GeV peak comprises degenerate (h, H) , (h, A) or (H, A) pairs.

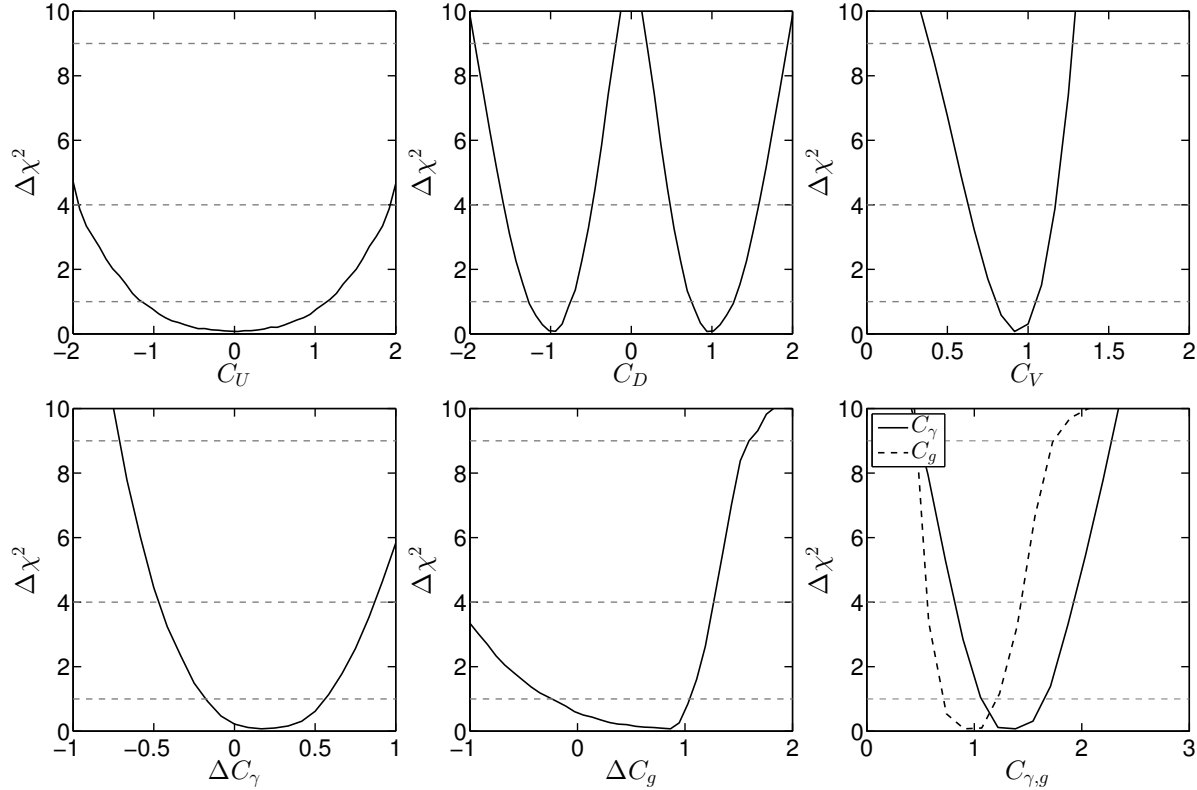


Figure 2.17: One-dimensional χ^2 distributions for the five parameter fit of C_U , C_D , C_V , ΔC_γ and ΔC_g (Fit **III**). Details regarding the best fit point are given in Table 2.4.

and 1σ ranges for α and β , together with the corresponding values for C_U , C_D , C_V , C_g and C_γ , are listed in Table 2.7. These numbers are again for the case of h being the state near 125 GeV. Replacing h by H amounts to a shift in $\alpha \rightarrow \alpha + \pi/2$; thus we find $\alpha = 6.07^{+0.09}_{-0.08}$ ($\cos \alpha = 0.98 \pm 0.02$) for the 2HDM-I and $\alpha = 6.14^{+0.15}_{-0.14}$ ($\cos \alpha = 0.99^{+0.01}_{-0.03}$) for the 2HDM-II, while the values for $\tan \beta$, C_U , C_D , C_V , *etc.* do not change.

Note that for both the Type I and the Type II model, the best fits are quite far from the SM limit in parameter space. In particular, since we do not include any extra loop contributions to C_γ , we end up with negative C_U close to -1 as in Fit **II**. Demanding $C_U > 0$ (*i.e.* $\cos \alpha > 0$ for h , $\sin \alpha > 0$ for H), one ends up in a long ‘valley’ along the decoupling limit where the Higgs couplings are SM like, see Fig. 2.20; this is however always more than 2σ away from the best fit. Furthermore, solutions with very small $\tan \beta < 1$ are preferred at more than 2σ . Since such small values of $\tan \beta$ are rather problematic (in particular $\tan \beta < 0.5$ is problematical for maintaining a perturbative magnitude for the top-quark Yukawa coupling) we also give in Table 2.7 the corresponding fit results requiring $\tan \beta > 1$. These results come quite close to the SM limit, and accordingly have a χ^2_{\min} of about 19–20 (recall that for the SM we find $\chi^2 \simeq 20.2$). 2HDMs with $\tan \beta > 1$ hence do not provide a better fit than the SM itself.

A couple of more comments are in order. First, an important question that we leave for future work is whether other — *e.g.* stability, unitarity, perturbativity (SUP) and precision electroweak (PEW) — constraints are obeyed at the best-fit points, or the 68% CL regions.

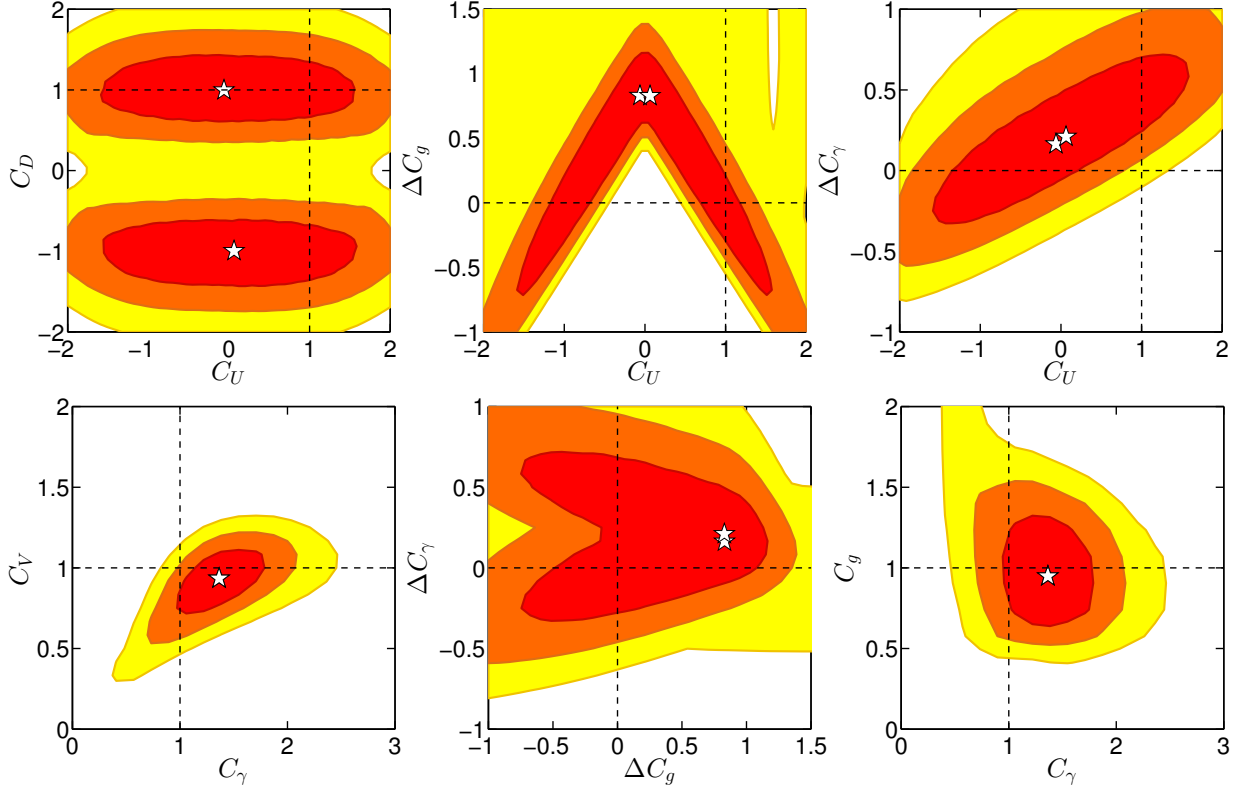


Figure 2.18: Two-dimensional distributions for the five parameter fit of C_U , C_D , C_V , ΔC_γ and ΔC_g (Fit **III**). Details regarding the best fit point are given in Table 2.4.

Here we just note that according to Fig. 1 of [224], the SUP and PEW constraints do not seem problematic for Type II, but may play a role for Type I models at low $\tan \beta$.

Second, the best fits correspond to very small $\tan \beta$ (small β) values that are potentially constrained by limits from B-physics, in particular from ΔM_{B_s} and $Z \rightarrow b\bar{b}$. The B-physics constraints are summarized in Figs. 15 and 18 of [225] for Type II and Type I, respectively. Fig. 18 for Type I places a lower bound on $\tan \beta$ as a function of the charged Higgs mass which excludes small $\tan \beta < 1$ unless the charged Higgs is *very* heavy, something that is possible but somewhat unnatural. Fig. 15 for Type II places a substantial lower bound on the charged Higgs mass for all $\tan \beta$, but such a constraint does not exclude the 68% CL region.

Third, we remind the reader that in the 2HDMs, the soft Z_2 -symmetry-breaking m_{12}^2 and the other Higgs masses (m_h , m_H and M_A) are independent parameters. It is thus possible to have either m_h or $m_H \sim 125$ GeV without violating constraints from direct searches for the charged Higgs whose mass is related to m_A . However, in the case of $m_H \sim 125$ GeV, one has to avoid the LEP limits for the lighter h , which severely constrain the h coupling to ZZ in case of $m_h < 114$ GeV [226]. So either $m_h \gtrsim 114$ GeV for $m_H \approx 125$ GeV, or $\sin^2(\beta - \alpha)$ needs to be small (*e.g.* $\sin^2(\beta - \alpha) \lesssim 0.3$ for $m_h \approx 100$ GeV, or $\sin^2(\beta - \alpha) \lesssim 0.1$ for $m_h < 90$ GeV). The $\Delta\chi^2$ distributions of $\sin^2(\beta - \alpha)$ for Type I and Type II with $m_H \sim 125$ GeV are shown in Fig. 2.21. Interestingly, around the best fit the h coupling to ZZ is sufficiently suppressed to allow for m_h of the order of 100 GeV (or lower in Type II).

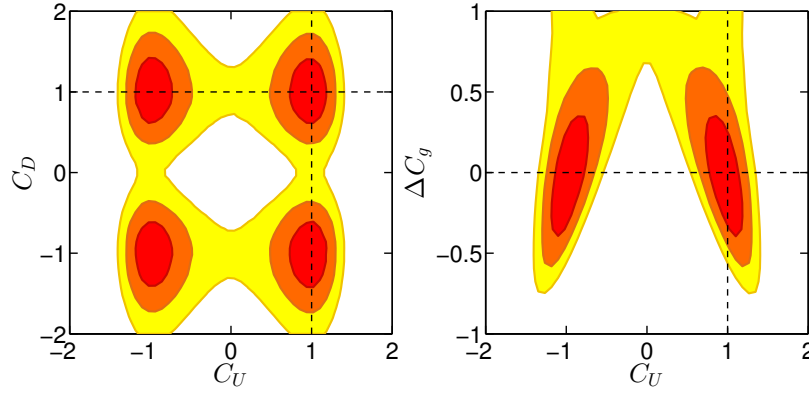


Figure 2.19: Lifting of the degeneracy in C_U and ΔC_g in Fit **III** when $t\bar{t}H$ is measured to 30% accuracy ($\mu(t\bar{t}H) = 1 \pm 0.3$). These two plots should be compared to the top left and top middle plots of Fig. 2.18. See text for details.

2.5.5 Conclusions

We assessed to which extent the available data on the Higgs-like scalar at the end of 2012 constrain the Higgs couplings. To this end we performed fits to all public data from the LHC and the Tevatron experiments.

First, we employed a general parametrization of the Higgs couplings based on an SM-like Lagrangian, but allowing for extra contributions to the loop-induced couplings of the Higgs-like scalar to gluons and photons. While the SM does not provide a bad fit ($\chi^2/\text{d.o.f.} = 0.96$), it is more than 2σ away from our best fit solutions. The main pull comes from the enhanced $H \rightarrow \gamma\gamma$ rates observed by ATLAS and CMS, as well as from the Tevatron experiments. The best fits are thus obtained when either $C_U \sim -1$ (*i.e.* opposite in sign to the SM expectation) or there is a large BSM contribution to the $\gamma\gamma$ coupling of the Higgs. In short, significant deviations from the SM values are preferred by the currently available data and should certainly be considered viable. Since having $C_U \sim -1$ (in the $C_V > 0$ convention) is not easy to achieve in a realistic model context, and leads to unitarity violation in $WW \rightarrow t\bar{t}$ scattering at scales that can be as low as 5 TeV [227, 228], it would seem that new physics contributions to the effective couplings of the Higgs to gluons and photons are the preferred option. (The possibility of a second, degenerate Higgs boson contributing to the observed signal remains another interesting option, not considered here.)

Second, we examined how well 2HDM models of Type I and Type II fit the data. We found that it is possible to obtain a good fit in these models with $\sin(\beta - \alpha)$ ($\cos(\beta - \alpha)$), in the h (H) cases, respectively, not far from 1. However, the best fit values for the individual C_U , C_D , C_γ and C_g parameters lie far from their SM values. Further, the best fits give $\tan\beta < 1$, which is disfavored from the theoretical point of view if we want perturbativity up to the GUT scale. Requiring $\tan\beta > 1$ (or simply $C_U > 0$) pushes the fit into the SM ‘valley’ and no improvement over the pure SM solution is obtained. In particular the χ^2 obtained in this region is substantially larger than that for the best fit, and not far from the χ^2 found for the SM.

We once again refer the reader to Tables 2.4, 2.5 and 2.7 which summarize the best fit values and 1σ errors for the parameters for the various cases considered. In Fig. 2.22 we

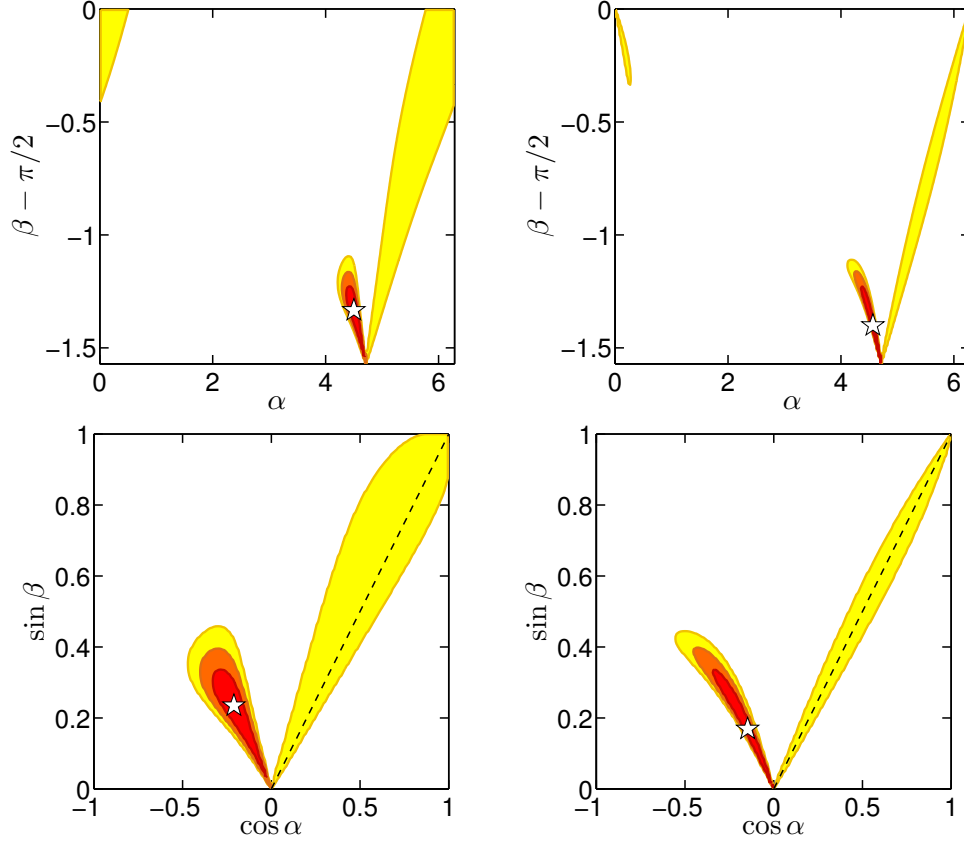
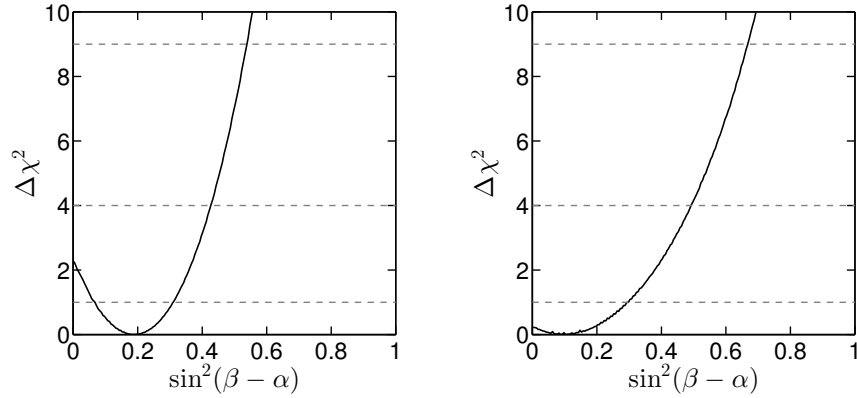


Figure 2.20: 2HDM fits for the h in the Type I (left) and Type II (right) models. The upper row shows the fit results in the $\beta - \pi/2$ vs. α plane, while the lower row shows the $\sin \beta$ vs. $\cos \alpha$ plane. The dashed lines indicate the SM limit. The same results are obtained for the heavier H with the replacements $\beta - \pi/2 \rightarrow \beta$ and $\alpha \rightarrow \alpha + \pi/2$ ($\sin \beta \rightarrow -\cos \beta$, $\cos \alpha \rightarrow \sin \alpha$).

show some of these results graphically. Moreover, in order to assess the physics associated with our best fit points, we give in Tables 2.8 the values of the derived (theory level) signal strengths $\mu(\text{ggF}, \gamma\gamma)$, $\mu(\text{ggF}, ZZ)$, $\mu(\text{ggF}, b\bar{b})$, $\mu(\text{VBF}, \gamma\gamma)$, $\mu(\text{VBF}, ZZ)$, and $\mu(\text{VBF}, b\bar{b})$ for the best fit point in the various coupling fits we have considered. (These are a complete set since for the models we consider $\mu(X, \tau\tau) = \mu(X, b\bar{b})$, $\mu(X, WW) = \mu(X, ZZ)$ and $\mu(\text{VBF}, Y) = \mu(\text{VH}, Y)$.) We see that in the general case both $\mu(\text{ggF}, \gamma\gamma)$ and $\mu(\text{VBF}, \gamma\gamma)$ are enhanced by factors 1.7–2.1, while the other signal strengths tend to be $\lesssim 1$. When demanding $C_U > 0$ without allowing for extra contributions from new particles, then only very small enhancements of $\mu(\text{VBF}, \gamma\gamma)$ and $\mu(\text{VBF}, ZZ)$ of the order of 1.2–1.3 are found.

Using the same framework, our group also investigated the extent to which 2012 data constrain invisible (or undetected) decays of the Higgs boson. This results were presented in the letter “Status of invisible Higgs decays”, Ref. [229] that was submitted to arXiv on February 22, 2013 and published in PLB in June 2013. We found in particular the limit $\text{BR}(H \rightarrow \text{invisible}) < 0.23$ at 95% CL for SM-like Higgs couplings, but up to 60% invisible/undetected decays of the Higgs were allowed at 95% CL in Fit I. These results have been

Fit	2HDM-I	2HDM-II	2HDM-I, $\tan \beta > 1$	2HDM-II, $\tan \beta > 1$
α [rad]	$4.50^{+0.09}_{-0.08}$	$4.56^{+0.15}_{-0.14}$	$5.37^{+1.11}_{-0.13}$	$6.28^{+0.17}_{-0.83}$
β [rad]	$0.24^{+0.07}_{-0.10}$	$0.17^{+0.12}_{-0.17}$	$[\pi/4, \pi/2]$	$1.56^{+0.01}_{-0.78}$
$\cos \alpha$	$-0.21^{+0.09}_{-0.08}$	$-0.15^{+0.15}_{-0.13}$	$0.61^{+0.39}_{-0.11}$	$1.00_{-0.67}$
$\tan \beta$	$0.24^{+0.08}_{-0.10}$	$0.17^{+0.13}_{-0.17}$	$[1, +\infty[$	$[1, +\infty[$
C_U	$-0.90^{+0.17}_{-0.19}$	$-0.87^{+0.12}_{-0.13}$	$0.87^{+0.17}_{-0.15}$	$1.02^{+0.05}_{-0.07}$
C_D	$-0.90^{+0.17}_{-0.19}$	$1.00_{-0.01}$	$0.87^{+0.17}_{-0.15}$	$0.94^{+0.13}_{-0.11}$
C_V	0.90 ± 0.07	$0.95^{+0.05}_{-0.12}$	$0.99^{+0.01}_{-0.04}$	$1.00_{-0.05}$
C_γ	$1.37^{+0.09}_{-0.10}$	$1.44^{+0.08}_{-0.13}$	$1.03_{-0.06}$	$1.01^{+0.01}_{-0.09}$
C_g	$0.90^{+0.19}_{-0.16}$	$0.92^{+0.13}_{-0.11}$	$0.87^{+0.16}_{-0.15}$	$0.99^{+0.08}_{-0.04}$
χ^2_{\min}	12.20	11.95	19.43	19.88

Table 2.7: Summary of fit results for the h in 2HDMs of Type I and Type II.Figure 2.21: $\Delta\chi^2$ distribution of $\sin^2(\beta - \alpha)$ in the Type I (left) and Type II (right) models for the case that H is the observed state near 125 GeV.

obtained without taking account any direct search for $H \rightarrow \text{invisible}$, for which no result was available in 2012.

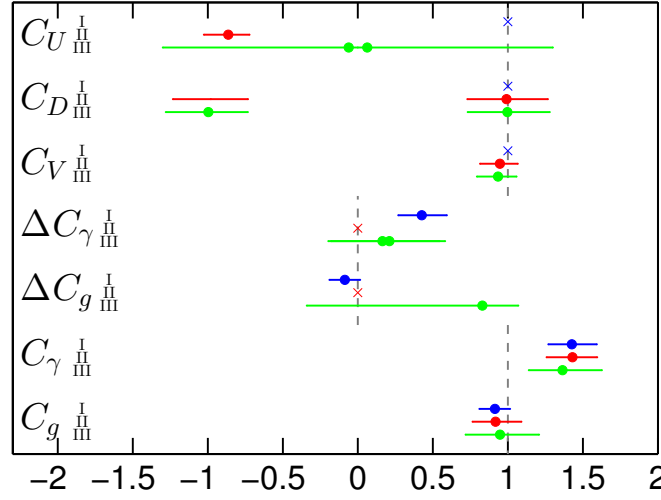


Figure 2.22: Graphical representation of the best fit values for C_U , C_D , C_V , ΔC_γ and ΔC_g of Table 2.4. The labels refer to the fits discussed in the text. The dashed lines indicate the SM value for the given quantity. The \times 's indicate cases where the parameter in question was fixed to its SM value.

Fit	I	II, $C_U < 0$	II, $C_U > 0$	III
$\mu(\text{ggF}, \gamma\gamma)$	$1.71^{+0.33}_{-0.32}$	$1.81^{+0.43}_{-0.41}$	1.07 ± 0.18	$1.79^{+0.36}_{-0.34}$
$\mu(\text{ggF}, ZZ)$	$0.84^{+0.18}_{-0.17}$	0.79 ± 0.15	0.97 ± 0.20	$0.84^{+0.21}_{-0.18}$
$\mu(\text{ggF}, b\bar{b})$	$0.84^{+0.18}_{-0.17}$	$0.87^{+0.57}_{-0.40}$	$0.63^{+0.36}_{-0.26}$	$0.96^{+0.59}_{-0.43}$
$\mu(\text{VBF}, \gamma\gamma)$	$2.05^{+0.54}_{-0.44}$	$1.92^{+0.78}_{-0.68}$	$1.66^{+0.70}_{-0.63}$	$1.74^{+0.84}_{-0.73}$
$\mu(\text{VBF}, ZZ)$	1.00 ± 0.02	$0.84^{+0.42}_{-0.36}$	$1.50^{+0.50}_{-0.46}$	$0.82^{+0.38}_{-0.35}$
$\mu(\text{VBF}, b\bar{b})$	1.00 ± 0.02	0.92 ± 0.30	0.98 ± 0.32	$0.93^{+0.25}_{-0.29}$

Table 2.8: Summary of μ results for Fits I–III. For Fit II, the tabulated results are for the best fit with $C_U < 0$, column 1 of Table 2.5, and for the case $C_U, C_D > 0$, column 3 of Table 2.5.

2.6 The status of Higgs couplings after Moriond 2013

At the 48th Rencontres de Moriond in March 2013 [230, 231], preliminary results using the full statistics collected at $\sqrt{s} = 7$ and 8 TeV were given for various channels. This includes the search for $H \rightarrow \gamma\gamma$ in CMS [149], for which in addition to the main analysis, using MVA techniques, a cut-based version of the analysis was given. The result of the MVA analysis in the $(\mu(\text{ggF} + \text{ttH}, \gamma\gamma), \mu(\text{VBF} + \text{VH}, \gamma\gamma))$ plane is shown in Fig. 2.23. The best fit point in this 2D plane is at $(0.52, 1.48)$, which is in strong contrast with the 2012 results shown in Fig. 2.11, where the best fit point was located at $(0.95, 3.77)$. The new physics interpretations using 2012 data, presented in the previous section, were mostly driven by the excess in $H \rightarrow \gamma\gamma$. This new CMS result is thus expected to have a large impact on the determination of the couplings of the Higgs boson and on the favored regions in new physics scenarios.

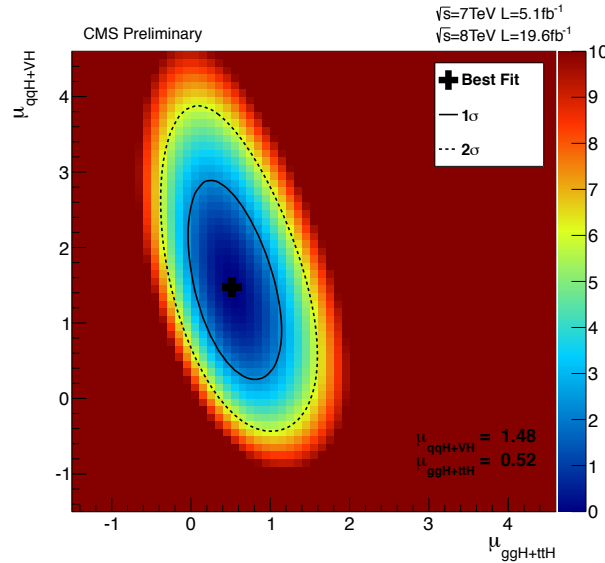


Figure 2.23: Preliminary CMS results for $H \rightarrow \gamma\gamma$ [149] (MVA), using the full statistics collected during Run I of the LHC and given in the plane $(\mu(\text{ggF} + \text{ttH}, \gamma\gamma), \mu(\text{VBF} + \text{VH}, \gamma\gamma))$. The color code gives the value of $-2 \log L$. Contours of constant likelihood are shown, with the solid line corresponding to 68% CL and the dashed line to 95% CL.

After Moriond 2013, the same team involved in Ref. [156, 229] (Geneviève Bélanger, Ulrich Ellwanger, John F. Gunion, Sabine Kraml and myself) worked on updating the fits previously presented with the latest results using the full luminosity at 8 TeV. We went beyond our previous works in several ways. First, we found it interesting to show results in terms of combined signal strengths in the $(\mu(\text{ggF} + \text{ttH}, Y), \mu(\text{VBF} + \text{VH}, Y))$ plane, for $Y = \gamma\gamma, VV, b\bar{b}$, and $\tau\tau$. From these results we obtained a simple χ^2 formula that can easily be used to constrain a large class of new physics models. Second, we studied the implications for various new physics scenarios with extended Higgs sectors: in addition to the 2HDM of Type I and Type II, we studied the Inert Doublet model (IDM), and the Georgi–Machacek triplet Higgs model. The paper “Global fit to Higgs signal strengths and couplings and implications for extended Higgs sectors”, Ref. [232], was submitted to arXiv on June 12,

2013 and published in PRD in October 2013. In addition, I made a contribution to the proceedings of the 2013 Moriond conference based on this work [233].

The rest of this section is largely based on [232]. Section 2.6.1 explains our procedure for deriving the combined signal strengths in the $(\mu(\text{ggF} + \text{ttH}), \mu(\text{VBF} + \text{VH}, Y))$ plane and give the updated experimental results we use compared to the end of 2012. We parametrize the signal strengths μ_i in terms of various sets of Higgs couplings and show results in Section 2.6.2. The implications for dark matter of the limits on invisible decays of the Higgs (originally presented in Ref. [229]) will be discussed in Section 2.6.3. The impact of Higgs searches will then be discussed in the context of the 2HDM in Section 2.6.4 and of the IDM in Section 2.6.5 (constraints on triplet Higgs models, presented in [232], will not be reproduced here). Finally, our conclusions are given in Section 2.6.6.

2.6.1 Methodology and combined signal strengths ellipses

Our first purpose is to combine the information provided by ATLAS, CMS and the Tevatron experiments on the $\gamma\gamma$, $ZZ^{(*)}$, $WW^{(*)}$, $b\bar{b}$ and $\tau\tau$ final states including the error correlations among the (VBF+VH) and (ggF+ttH) production modes. Using a Gaussian approximation, we derive for each final state a combined likelihood in the $\mu(\text{ggF} + \text{ttH})$ versus $\mu(\text{VBF} + \text{VH})$ plane, which can then simply be expressed as a χ^2 . From the general expression of the likelihood given in Eq. (2.15), we obtain

$$\begin{aligned} \chi_i^2 &= (\boldsymbol{\mu}_i - \hat{\boldsymbol{\mu}}_i)^T \begin{pmatrix} \sigma_{\text{ggF},i}^2 & \rho_i \sigma_{\text{ggF},i} \sigma_{\text{VBF},i} \\ \rho_i \sigma_{\text{ggF},i} \sigma_{\text{VBF},i} & \sigma_{\text{VBF},i}^2 \end{pmatrix}^{-1} (\boldsymbol{\mu}_i - \hat{\boldsymbol{\mu}}_i) \\ &= (\boldsymbol{\mu}_i - \hat{\boldsymbol{\mu}}_i)^T \begin{pmatrix} a_i & b_i \\ b_i & c_i \end{pmatrix} (\boldsymbol{\mu}_i - \hat{\boldsymbol{\mu}}_i) \\ &= a_i(\mu_{\text{ggF},i} - \hat{\mu}_{\text{ggF},i})^2 + 2b_i(\mu_{\text{ggF},i} - \hat{\mu}_{\text{ggF},i})(\mu_{\text{VBF},i} - \hat{\mu}_{\text{VBF},i}) + c_i(\mu_{\text{VBF},i} - \hat{\mu}_{\text{VBF},i})^2, \end{aligned} \quad (2.19)$$

where the indices ggF and VBF stand for (ggF+ttH) and (VBF+VH), respectively, and the index i stands for $\gamma\gamma$, $VV^{(*)}$, $b\bar{b}$ and $\tau\tau$ (or $b\bar{b} = \tau\tau$), and $\hat{\mu}_{\text{ggF},i}$ and $\hat{\mu}_{\text{VBF},i}$ denote the best-fit points obtained from the measurements. We thus obtain “combined likelihood ellipses”, which can be used in a simple, generic way to constrain non-standard Higgs sectors and new contributions to the loop-induced processes, provided they have the same Lagrangian structure as the SM. In particular, these likelihoods can be used to derive constraints on a model-dependent choice of generalized Higgs couplings, the implications of which we study subsequently for several well-motivated models. The choice of models is far from exhaustive, but we present our results for the likelihoods as a function of the independent signal strengths μ_i in such a manner that these can easily be applied to other models.

As was mentioned in Section 2.4, in this approach we do not account for correlations between different final states (but identical production modes) which originate from common theoretical errors on the production cross sections [185, 234], nor for correlations between systematic errors due to common detector components (like EM calorimeters) sensitive to different final states (such as $\gamma\gamma$ and e^- from $ZZ^{(*)}$ and $WW^{(*)}$). A discussion on the precise treatment of these ‘2nd order’ corrections to our likelihood will be made in Section 2.10. It is however possible to estimate their importance, *e.g.*, by reproducing the results of coupling

fits performed by ATLAS and CMS using all available results up to the Moriond 2013 conference [122, 235]. For the aim of comparison, we have performed fits to the (C_F, C_V) and (C_g, C_γ) couplings, using separately only ATLAS or CMS data up to the Moriond 2013 conference. Fig. 2.24 compares our results to those published by ATLAS [235] and CMS [122]. We obtain good agreement in all four cases. The ATLAS (CMS) best fit points are at distances of $\sqrt{(\Delta C_V)^2 + (\Delta C_F)^2} = 0.03$ (0.07) and $\sqrt{(\Delta C_\gamma)^2 + (\Delta C_g)^2} = 0.04$ (0.05) from the reconstructed best fit points, and good coverage of the 68% and 95% CL regions is observed.

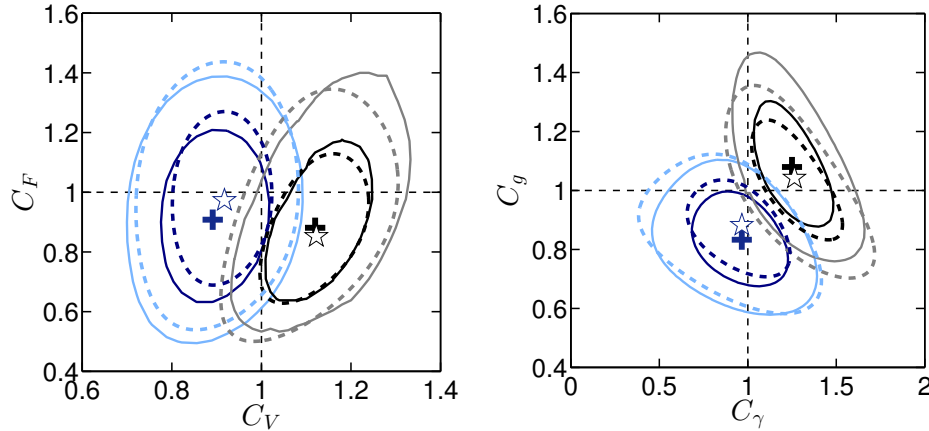


Figure 2.24: Fit to the couplings (C_F, C_V) (left) and (C_g, C_γ) (right) using separately results from ATLAS and CMS up to the Moriond 2013 conference. The black and gray (dark blue and light blue) contours show the 68% and 95% CL regions for ATLAS (CMS), respectively. The solid contours correspond to the results published by the experimental collaborations, while dashed contours have been obtained using the fitted signal strength ellipses as determined using the separate data for ATLAS (CMS) in the manner described in this section.

Once the expressions for the various χ_i^2 are given in the form of Eq. (2.19), it becomes straightforward to evaluate the numerical value of $\chi^2 = \sum_i \chi_i^2$ in any theoretical model with SM-like Lagrangian structure, in which predictions for the Higgs branching fractions and the (VBF+VH) and (ggF+ttH) production modes (relative to the SM) can be made. From the corresponding information provided by the experimental collaborations one finds that the Gaussian approximation is justified in the neighborhood (68% CL contours) of the best fit points. Hence we parametrize these 68% CL contours, separately for each experiment, as in Eq. (2.19), using the procedure explained in Section 2.4 around Eq. (2.14). Occasionally, only a single signal rate including error bars for a specific final state is given. Using the relative contributions from the various production modes, this kind of information can still be represented in the form of Eq. (2.19), leading to an “ellipse” which reduces to a strip in the plane of the (VBF+VH) and (ggF+ttH) production modes. Subsequently these expressions can easily be combined and be represented again in the form of Eq. (2.19). We expect that the result is reliable up to $\chi_i^2 \lesssim 6$ (making it possible to derive 95% CL contours), but its extrapolation to (much) larger values of χ_i^2 should be handled with care.

Starting with the $H \rightarrow \gamma\gamma$ final state, we treat in this way the 68% CL contours given

by ATLAS in [123, 141, 235], by CMS in [122, 149, 236]⁵ and the Tevatron in [105]. (In the case of the Tevatron, for all final states only a strip in the plane of the (VBF+VH) and (ggF+ttH) production modes is defined.) For the combination of the ZZ and WW final states, we use the 68% CL contours given by ATLAS for ZZ in [123, 143, 235], by CMS for ZZ in [122, 150], by ATLAS for WW in [142, 235], by CMS for WW in [122, 237, 238] and by the Tevatron for WW in [105]. For the combination of the $b\bar{b}$ and $\tau\tau$ final states, we use the “strip” defined by the ATLAS result for $b\bar{b}$ in associated VH production from [205], the 68% CL contour given by CMS for $b\bar{b}$ in [239], the Tevatron result for $b\bar{b}$ from [105] and combine them with the ATLAS 68% CL contour for $\tau\tau$ from [206, 235] and the CMS 68% CL contours for $\tau\tau$ from [122, 240]. We also use the ATLAS search for $ZH \rightarrow \ell^+\ell^- + \text{invisible}$, extracting the likelihood from Fig. 10b of [241]. All the above 68% CL likelihood contours are parametrized by ellipses (or strips) in χ^2 as in Eq. (2.19), which can subsequently be combined. (The analytical expressions are given in Appendix A of Ref. [232].) While ATLAS searches for $H \rightarrow b\bar{b}$ and $H \rightarrow \tau\tau$ still correspond to only 13 fb^{-1} at $\sqrt{s} = 8 \text{ TeV}$, almost all of other results correspond to the full luminosity collected during Run I of the LHC. Therefore, and while notable changes can be seen between the preliminary and the published results, the results that will be shown in the rest of the Section are expected to remain largely valid until the first results from Run II of the LHC.

The resulting parameters $\hat{\mu}_{\text{ggF}}$, $\hat{\mu}_{\text{VBF}}$, a , b and c for Eq. (2.19) (and, for completeness, the correlation coefficient ρ) for the different final states are listed in Table 2.9. The corresponding 68%, 95% and 99.7% CL ellipses are represented graphically in Fig. 2.25. We see that, after combining different experiments, the best fit signal strengths are astonishingly close to their SM values, the only exception being the $\gamma\gamma$ final state produced via (VBF+VH) for which the SM is, nonetheless, still within the 68% CL contour. Therefore, these results serve mainly to constrain BSM contributions to the properties of the Higgs boson.

	$\hat{\mu}_{\text{ggF}}$	$\hat{\mu}_{\text{VBF}}$	ρ	a	b	c
$\gamma\gamma$	0.98 ± 0.28	1.72 ± 0.59	-0.38	14.94	2.69	3.34
VV	0.91 ± 0.16	1.01 ± 0.49	-0.30	44.59	4.24	4.58
$b\bar{b}/\tau\tau$	0.98 ± 0.63	0.97 ± 0.32	-0.25	2.67	1.31	10.12
$b\bar{b}$	-0.23 ± 2.86	0.97 ± 0.38	0	0.12	0	7.06
$\tau\tau$	1.07 ± 0.71	0.94 ± 0.65	-0.47	2.55	1.31	3.07

Table 2.9: Combined best-fit signal strengths $\hat{\mu}_{\text{ggF}}$, $\hat{\mu}_{\text{VBF}}$ and correlation coefficient ρ for various final states, as well as the coefficients a , b and c for the χ^2 in Eq. (2.19).

The combination of the $b\bar{b}$ and $\tau\tau$ final states is justified, in principle, in models where one specific Higgs doublet has the same reduced couplings (with respect to the SM) to down-type quarks and leptons. However, even in this case QCD corrections and so-called Δ_b corrections (from radiative corrections, notably at large $\tan\beta$, inducing couplings of another Higgs doublet to b quarks, see *e.g.* [242, 243]) can lead to deviations of the reduced $Hb\bar{b}$

⁵Note that we are using the MVA analysis for CMS $H \rightarrow \gamma\gamma$. The cut-based analysis (CiC) also presented by CMS [149]—that leads to higher but compatible signal strengths—is unfortunately not available in the form of contours in the plane of the (VBF+VH) and (ggF+ttH) production modes. Moreover, no information is given on the sub-channel decomposition, so in fact the CMS CiC analysis cannot be used for our purpose.

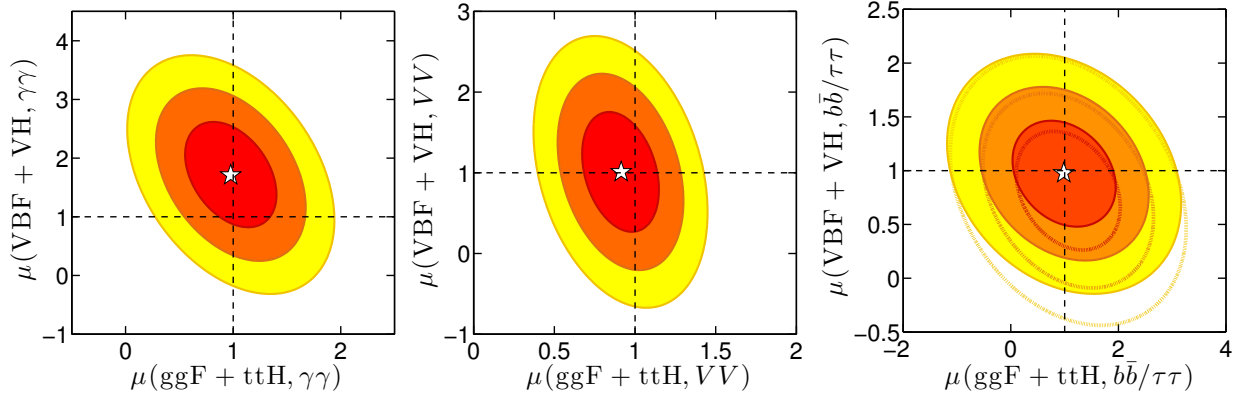


Figure 2.25: Combined signal strength ellipses for the $\gamma\gamma$, $VV = ZZ, WW$ and $b\bar{b} = \tau\tau$ channels. The filled red, orange and yellow ellipses show the 68%, 95% and 99.7% CL regions, respectively, derived by combining the ATLAS, CMS and Tevatron results. The red, orange and yellow line contours in the right-most plot show how these ellipses change when neglecting the Tevatron results. The white stars mark the best-fit points.

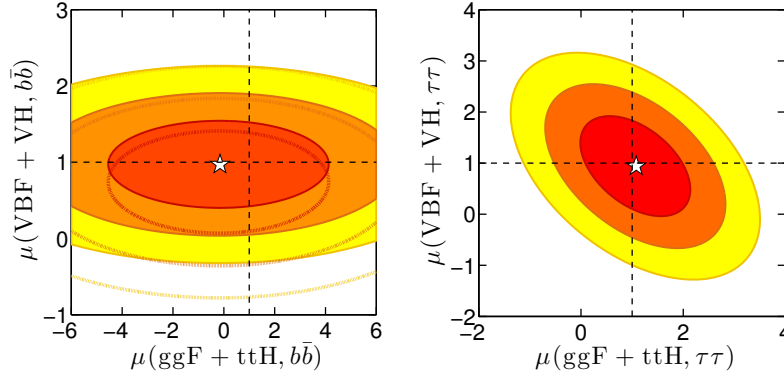


Figure 2.26: Combined signal strength ellipses as in Fig. 2.25 but treating the couplings to $b\bar{b}$ and $\tau\tau$ separately.

and $H\tau\tau$ couplings from a common value. Therefore, for completeness we show the result for the $b\bar{b}$ final state only (combining ATLAS, CMS and Tevatron results as given in the previous paragraph) in the fourth line of Table 2.9, and the resulting 68%, 95% and 99.7% CL contours in the left plot in Fig. 2.26. The result for the $\tau\tau$ final state only (combining ATLAS and CMS results as given in the previous paragraph) is shown in the fifth line of Table 2.9, and the resulting 68%, 95% and 99.7% CL contours in the right plot in Fig. 2.26. Before proceeding, a comment is in order regarding the impact of the Tevatron results. While for the $\gamma\gamma$ and VV final states, our combined likelihoods are completely dominated by the LHC measurements, to the extent that they are the same with or without including the Tevatron results, this is not the case for the $b\bar{b}$ final state. For illustration, in the plots for the $b\bar{b}$ final state in Figs. 2.25 and 2.26 we also show what would be the result neglecting the Tevatron measurements.

2.6.2 Fits to reduced Higgs couplings

Using the results of the previous section, it is straightforward to determine constraints on the couplings of the observed Higgs boson to various particle pairs, assuming only an SM-like Lagrangian structure. As in Section 2.5, we define C_U , C_D and C_V to be ratios of the H coupling to up-type quarks, down-type quarks and leptons, and vector boson pairs, respectively, relative to that predicted in the case of the SM Higgs boson (with $C_V > 0$ by convention). In addition to these tree-level couplings there are also the one-loop induced couplings of the H to gg and $\gamma\gamma$. Given values for C_U , C_D and C_V the contributions of SM particles to the gg and $\gamma\gamma$ couplings, denoted \overline{C}_g and \overline{C}_γ respectively, can be computed. We take into account NLO corrections to \overline{C}_g and \overline{C}_γ as recommended by the LHC Higgs Cross Section Working Group [199]. In particular we include all the available QCD corrections for C_g using HIGLU [118, 200, 201] and for C_γ using HDECAY [118, 119], and we switch off the electroweak corrections. In some of the fits below, we will also allow for additional new physics contributions to C_g and C_γ by writing $C_g = \overline{C}_g + \Delta C_g$ and $C_\gamma = \overline{C}_\gamma + \Delta C_\gamma$.

We note that in presenting one- (1D) and two-dimensional (2D) distributions of $\Delta\chi^2$, those quantities among C_U , C_D , C_V , ΔC_g and ΔC_γ not plotted, but that are treated as variables, are being profiled over. The fits presented below will be performed with and without allowing for invisible decays of the Higgs boson. In the latter case, only SM decay modes are present. In the former case, the new decay modes are assumed to produce invisible or undetected particles that would be detected as missing transverse energy at the LHC. A direct search for invisible decays of the Higgs boson has been performed by ATLAS in the $ZH \rightarrow \ell^+\ell^- + E_T^{\text{miss}}$ channel [241] and is implemented in the analysis. Thus, the total width is fully calculable from the set of C_i and $\mathcal{B}(H \rightarrow \text{invisible})$ in all the cases we consider. (We will come back to this at the end of this section.)

We begin by taking SM values for the tree-level couplings to fermions and vector bosons, *i.e.* $C_U = C_D = C_V = 1$, but allow for new physics contributions to the couplings to gg and $\gamma\gamma$. The fit results with and without allowing for invisible/unseen Higgs decays are shown in Fig. 2.27. We observe that the SM point of $\Delta C_g = \Delta C_\gamma = 0$ is well within the 68% contour with the best fit points favoring a slightly positive (negative) value for ΔC_γ (ΔC_g). Allowing for invisible/unseen decays expands the 68%, 95% and 99.7% CL regions by only a modest amount. This is in contrast to the situation at the end of 2012 (see Section 2.5 and Ref. [229]), where some new physics contribution to both ΔC_g and ΔC_γ was preferred, and allowing for invisible decays had a large effect; with the higher statistics and with the reduced $\gamma\gamma$ signal strength from CMS [149], ΔC_g and ΔC_γ are now much more constrained. The best fit is obtained for $\Delta C_g = -0.06$, $\Delta C_\gamma = 0.13$, $\mathcal{B}_{\text{inv}} \equiv \mathcal{B}(H \rightarrow \text{invisible}) = 0$ and has $\chi^2_{\text{min}} = 17.71$ for 21 d.o.f. (degrees of freedom)⁶, as compared to $\chi^2 = 18.95$ with 23 d.o.f. for the SM, so allowing for additional loop contributions does not improve the fit.

Next, we allow C_U , C_D and C_V to vary but assume that there is no new physics in the gg and $\gamma\gamma$ loops, *i.e.* we take $\Delta C_g = \Delta C_\gamma = 0$. Results for this case are shown in Fig. 2.28. We observe that, contrary to the situation at the end of 2012, the latest data prefer a positive value of C_U close to 1. This is good news, as a negative sign of C_U —in the convention where

⁶There are in total 23 measurements entering our fit, and we adopt the simple definition of the number of d.o.f. as number of measurements minus number of parameters.

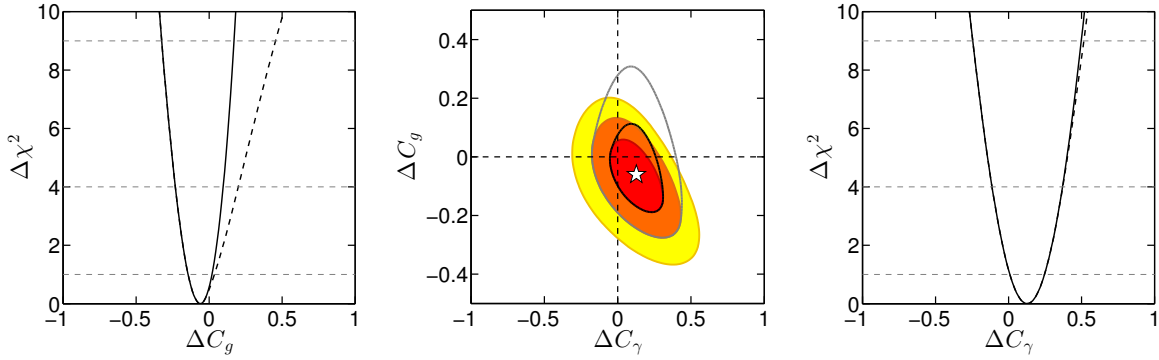


Figure 2.27: $\Delta\chi^2$ distributions in 1D and 2D for the fit of ΔC_g and ΔC_γ for $C_U = C_D = C_V = 1$. In the 1D plots, the solid (dashed) lines are for the case that invisible/unseen decays are absent (allowed). In the 2D plot, the red, orange and yellow areas are the 68%, 95% and 99.7% CL regions, respectively, assuming invisible decays are absent. The white star marks the best-fit point. The black and gray lines show the 68% and 95% CL contours when allowing for invisible decays.

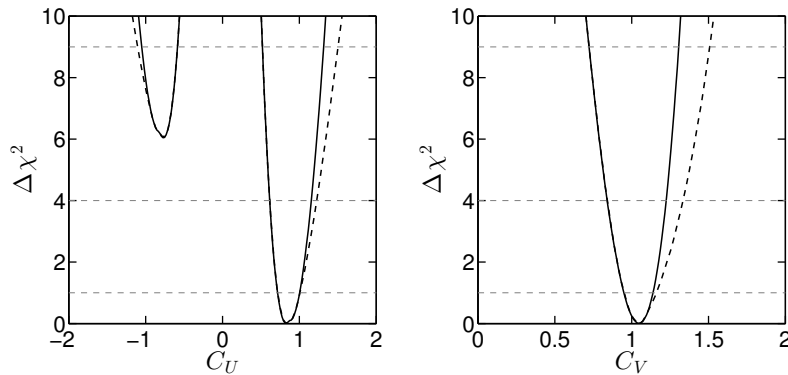


Figure 2.28: Fit of C_U , C_D , C_V for $\Delta C_g = \Delta C_\gamma = 0$. The plots show the 1D $\Delta\chi^2$ distribution as a function of C_U (left) and C_V (right). The solid (dashed) lines are for the case that invisible/unseen decays are absent (allowed).

m_t is positive—is quite problematic in the context of most theoretical models.⁷ (We do not show the distribution for C_D here but just remark that $|C_D| \simeq 1 \pm 0.2$ with a sign ambiguity following from the weak dependence of the gg and $\gamma\gamma$ loops on the bottom-quark coupling.) For C_V , we find a best-fit value slightly above 1, at $C_V = 1.07$, but with the SM-like value of $C_V = 1$ lying well within one standard deviation.

Since $C_U < 0$ is now disfavored and the sign of C_D is irrelevant, we confine ourselves subsequently to $C_U, C_D > 0$. In Fig. 2.29 we show $\Delta\chi^2$ distributions in 2D planes confined to this range, still assuming $\Delta C_g = \Delta C_\gamma = 0$. The mild correlation between C_U and C_D in the leftmost plot of Fig. 2.29 follows from the very SM-like signal rates in the VV and $\gamma\gamma$

⁷If the top quark and Higgs bosons are considered as fundamental fields, it would require that the top quark mass is induced dominantly by the vev of at least one additional Higgs boson which is not the Higgs boson considered here, and typically leads to various consistency problems as discussed, *e.g.*, in [227].

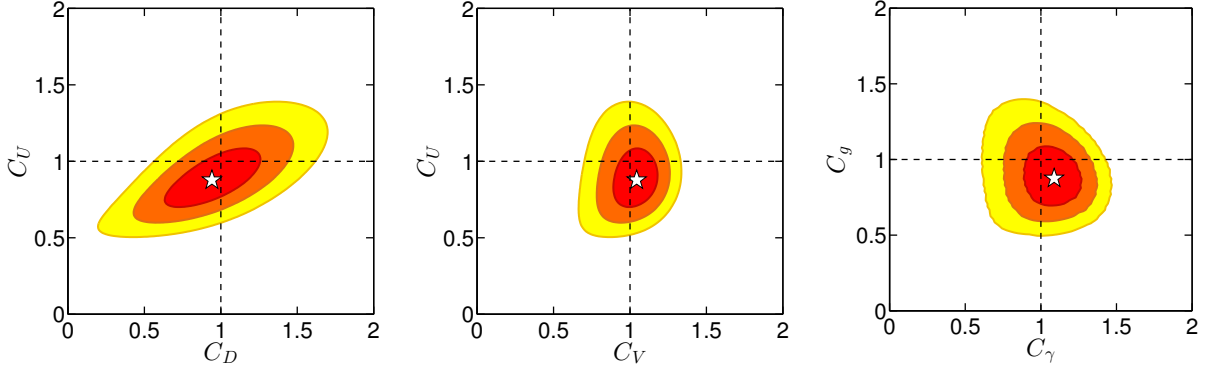


Figure 2.29: Fit of $C_U > 0$, $C_D > 0$ and C_V for $\Delta C_g = \Delta C_\gamma = 0$. The red, orange and yellow areas are the 68%, 95% and 99.7% CL regions, respectively, assuming invisible decays are absent. The white star marks the best-fit point.

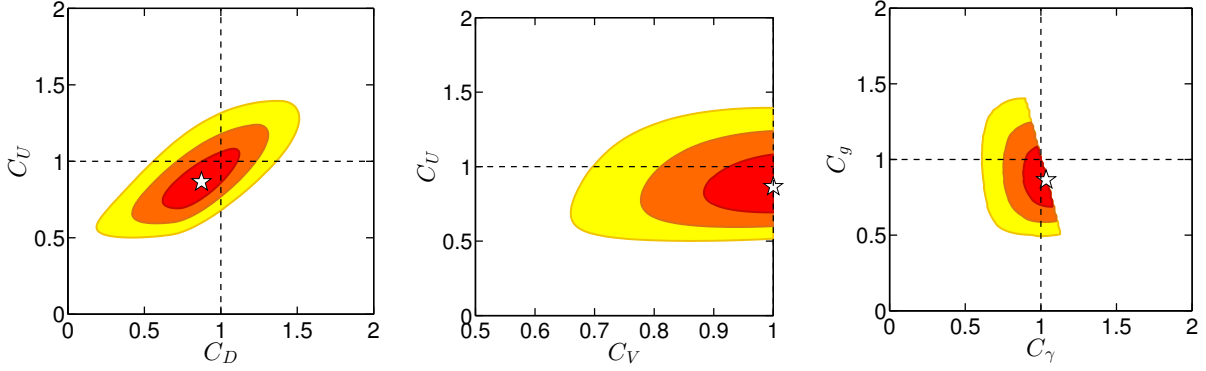
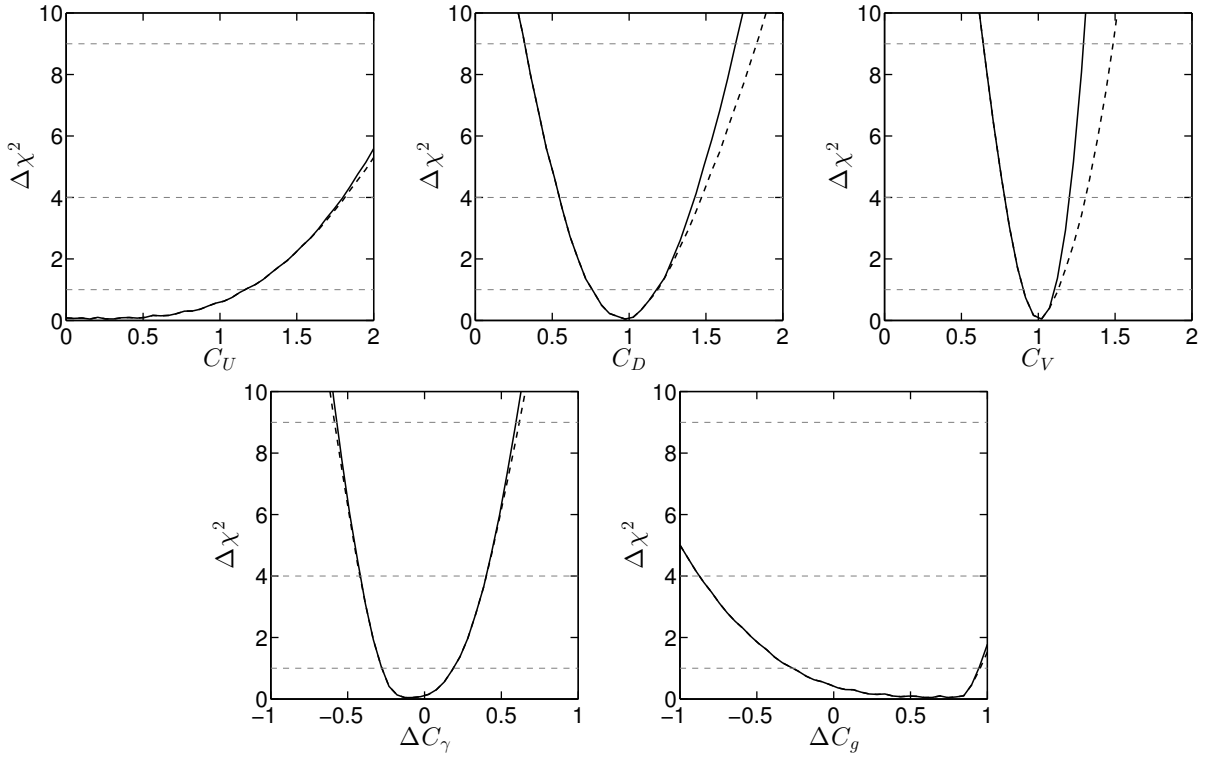
final states in ggF: varying C_D implies a variation of the partial width $\Gamma(H \rightarrow bb)$ which dominates the total width. Hence, the branching fractions $\mathcal{B}(H \rightarrow VV)$ and $\mathcal{B}(H \rightarrow \gamma\gamma)$ change in the opposite direction, decreasing with increasing total width (*i.e.* with increasing C_D) and vice versa. In order to keep the signal rates close to 1, the ggF production cross section, which is roughly proportional to C_U^2 , has to vary in the same direction as C_D . The best fit is obtained for $C_U = 0.88$, $C_D = 0.94$, $C_V = 1.04$, $C_\gamma = 1.09$, $C_g = 0.88$ (and, in fact, $\mathcal{B}_{\text{inv}} = 0$). Note that if $C_V > 1$ were confirmed, this would imply that the observed Higgs boson must have a significant triplet (or higher representation) component [244, 245]. Currently the coupling fits are, however, perfectly consistent with SM values. Again, with a $\chi^2_{\text{min}} = 17.79$ (for 20 d.o.f.) as compared to $\chi^2 = 18.95$ for the SM, allowing for deviations from the SM does not significantly improve the fit.

In models where the Higgs sector consists of doublets+singlets only one always obtains $C_V \leq 1$. Results for this case are shown in Fig. 2.30. Given the slight preference for $C_V > 1$ in the previous free- C_V plots, it is no surprise the $C_V = 1$ provides the best fit along with $C_U = C_g = 0.87$, $C_D = 0.88$ and $C_\gamma = 1.03$. Of course, the SM is again well within the 68% CL zone. The general case of free parameters C_U , C_D , C_V , ΔC_g and ΔC_γ is illustrated in Fig. 2.31, where we show the 1D $\Delta\chi^2$ distributions for these five parameters (each time profiling over the other four parameters). As before, the solid (dashed) lines indicate results not allowing for (allowing for) invisible/unseen decay modes of the Higgs. Allowing for invisible/unseen decay modes again relaxes the $\Delta\chi^2$ behavior only modestly. The best fit point always corresponds to $\mathcal{B}_{\text{inv}} = 0$.

An overview of the current status of invisible decays is given in Fig. 2.32, which shows the behavior of $\Delta\chi^2$ as a function of \mathcal{B}_{inv} for various different cases of interest:

- a) SM Higgs with allowance for invisible decays — one finds $\mathcal{B}_{\text{inv}} < 0.09$ (0.19);
- b) $C_U = C_D = C_V = 1$ but $\Delta C_\gamma, \Delta C_g$ allowed for — $\mathcal{B}_{\text{inv}} < 0.11$ (0.29);
- c) C_U, C_D, C_V free, $\Delta C_\gamma = \Delta C_g = 0$, — $\mathcal{B}_{\text{inv}} < 0.15$ (0.36);
- d) C_U, C_D free, $C_V \leq 1$, $\Delta C_\gamma = \Delta C_g = 0$ — $\mathcal{B}_{\text{inv}} < 0.09$ (0.24);
- e) $C_U, C_D, C_V, \Delta C_g, \Delta C_\gamma$ free — $\mathcal{B}_{\text{inv}} < 0.16$ (0.38).

(All \mathcal{B}_{inv} limits are given at 68% (95%) CL.) Thus, while \mathcal{B}_{inv} is certainly significantly limited by the current data set, there remains ample room for invisible/unseen decays. At 95% CL,

Figure 2.30: As in Fig. 2.29 but for $C_V \leq 1$.Figure 2.31: Five (six) parameter fit of C_U , C_D , C_V , ΔC_g and ΔC_γ ; the solid (dashed) curves are those obtained when invisible/unscaled decay modes are not allowed (allowed) for.

\mathcal{B}_{inv} as large as ~ 0.38 is possible. Here, we remind the reader that the above results are obtained after fitting the 125.5 GeV data *and* inputting the experimental results for the $(Z \rightarrow \ell^+ \ell^-) + \text{invisible}$ direct searches. When $C_V \leq 1$, $H \rightarrow \text{invisible}$ is much more constrained by the global fits to the H properties than by the direct searches for invisible decays, *cf.* the solid, dashed and dash-dotted lines in Fig. 2.32. For unconstrained C_U , C_D and C_V , on the other hand, *cf.* dotted line and crosses in Fig. 2.32, the limit comes from the direct search for invisible decays in the ZH channel.

A comment is in order here. In principle there is a flat direction in the unconstrained LHC

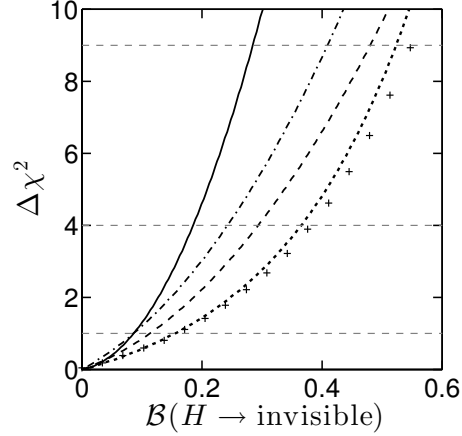


Figure 2.32: $\Delta\chi^2$ distributions for the branching fraction of invisible Higgs decays for various cases. Solid: SM+invisible. Dashed: varying ΔC_g and ΔC_γ for $C_U = C_D = C_V = 1$. Dotted: varying C_U , C_D and C_V for $\Delta C_g = \Delta C_\gamma = 0$. Dot-dashed: varying C_U , C_D and $C_V \leq 1$ for $\Delta C_g = \Delta C_\gamma = 0$. Crosses: varying C_U , C_D , C_V , ΔC_g and ΔC_γ .

Higgs coupling fit when unobserved decay modes are present: setting $C_U = C_D = C_V \equiv C$, so that ratios of rates remain fixed, all the Higgs production \times decay rates can be kept fixed to the SM ones by scaling up C while adding a new, unseen decay mode with branching fraction \mathcal{B}_{new} according to $C^2 = 1/(1 - \mathcal{B}_{\text{new}})$ [246, 247], see also [248]. In [229] we found that it is mainly C_V which is critical here, because of the rather well measured $\text{VBF} \rightarrow H \rightarrow VV$ channel. Therefore limiting $C_V \leq 1$ gives a strong constraint on \mathcal{B}_{new} , similar to the case of truly invisible decays. Concretely we find at 95% CL: *i)* $\mathcal{B}_{\text{new}} < 0.21$ for an SM Higgs with allowance for unseen decays; *ii)* $\mathcal{B}_{\text{new}} < 0.39$ for $C_U = C_D = C_V = 1$ but $\Delta C_\gamma, \Delta C_g$ allowed for; and *iii)* $\mathcal{B}_{\text{new}} < 0.31$ for C_U, C_D free, $C_V \leq 1$ and $\Delta C_\gamma = \Delta C_g = 0$. For unconstrained C_U, C_D and C_V , however, there is no limit on \mathcal{B}_{new} .

With this in mind, the global fit we perform here also makes it possible to constrain the Higgs boson's total decay width, Γ_{tot} , a quantity which is not directly measurable at the LHC. For SM + invisible decays, we find $\Gamma_{\text{tot}}/\Gamma_{\text{tot}}^{\text{SM}} < 1.11$ (1.25) at 68% (95%) CL. Fig. 2.33 shows the $\Delta\chi^2$ as function of $\Gamma_{\text{tot}}/\Gamma_{\text{tot}}^{\text{SM}}$ for the fits of: C_U, C_D , and $C_V \leq 1$; C_U, C_D , and C_V free; and $C_U, C_D, C_V, \Delta C_g, \Delta C_\gamma$. The case of $\Delta C_g, \Delta C_\gamma$ with $C_U = C_D = C_V = 1$ is not shown; without invisible decays we find $\Gamma_{\text{tot}}/\Gamma_{\text{tot}}^{\text{SM}} = [0.98, 1.0]$ ($[0.97, 1.02]$) at 68% (95%) CL in this case. Allowing for invisible decays this changes to $\Gamma_{\text{tot}}/\Gamma_{\text{tot}}^{\text{SM}} = [0.97, 1.14]$, ($[0.96, 1.46]$), *i.e.* it is very close to the line for $C_U, C_D, C_V \leq 1$ in the right plot of Fig. 2.33.

2.6.3 Interplay with direct dark matter searches

Assuming that the invisible particle which the Higgs potentially decays into is the dark matter of the Universe, the LHC bounds on \mathcal{B}_{inv} can be turned into bounds on the DM scattering off nucleons, mediated by Higgs exchange, *cf.* [249–255]. These bounds are often much stronger than the current limits from XENON100 [256] and LUX [89] for $m_{\text{DM}} < 62$ GeV (*i.e.*, $m_H/2$). Both the invisible width of the Higgs and the spin-independent cross section for scattering on protons depend on the square of the Higgs–DM–DM coupling C_{DM} . If the DM is a Majorana

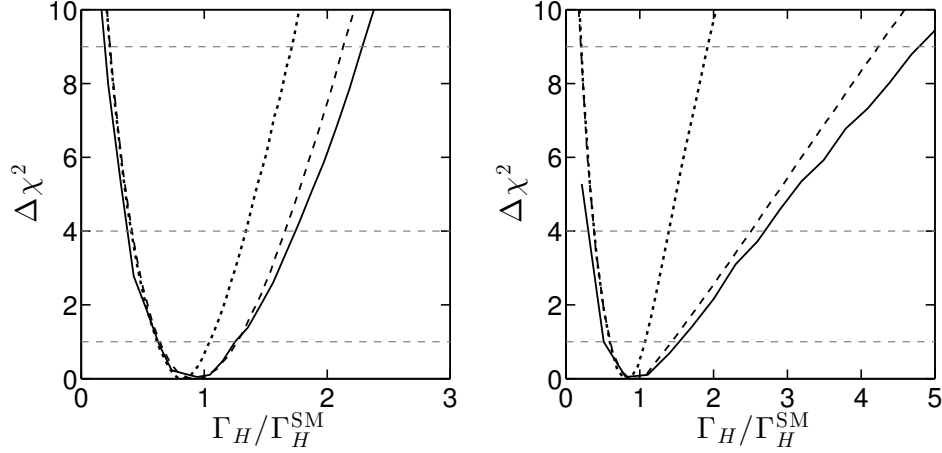


Figure 2.33: $\Delta\chi^2$ distributions for the total Higgs decay width relative to SM, $\Gamma_{\text{tot}}/\Gamma_{\text{tot}}^{\text{SM}}$, in the left panel without invisible decays, in the right panel including \mathcal{B}_{inv} as a free parameter in the fit. The lines are for: C_U , C_D and $C_V \leq 1$ (dotted); C_U , C_D and free C_V (dashed); and C_U , C_D , free C_V , ΔC_g , ΔC_γ (solid).

fermion, χ , the invisible width arising from $H \rightarrow \chi\chi$ decays is given by

$$\Gamma_{\text{inv}} = \Gamma(H \rightarrow \chi\chi) = \frac{g^2}{16\pi} m_H C_\chi^2 \beta^3, \quad (2.20)$$

where $\beta = (1 - 4m_\chi^2/m_H^2)^{1/2}$ and C_χ is defined by $\mathcal{L} = gC_\chi \bar{\chi}\chi H$. In case of the DM being a real scalar, ϕ , we have $\mathcal{L} = gm_\phi C_\phi \phi\phi H$ and

$$\Gamma_{\text{inv}} = \Gamma(H \rightarrow \phi\phi) = \frac{g^2}{32\pi} \frac{m_\phi^2 C_\phi^2}{m_H} \beta. \quad (2.21)$$

The spin-independent cross section for scattering on a nucleon, considering only the Higgs exchange diagram, can then be directly related to the invisible width of the Higgs:

$$\sigma_{\text{SI}} = \eta \mu_r^2 m_p^2 \frac{g^2}{M_W^2} \Gamma_{\text{inv}} \left[C_U(f_u^N + f_c^N + f_t^N) + C_D(f_d^N + f_s^N + f_b^N) + \frac{\Delta C_g}{\widehat{C}_g} f_g^N \right]^2, \quad (2.22)$$

with $\eta = 4/(m_H^5 \beta^3)$ for a Majorana fermion and $\eta = 2/(m_H^3 m_\phi^2 \beta)$ for a real scalar; μ_r is the reduced mass and f_q^N (f_g^N) are the quark (gluon) coefficients in the nucleon. We take the values $f_s^p = 0.0447$, $f_u^p = 0.0135$, and $f_d^p = 0.0203$ from an average of recent lattice results [88, 257]. The gluon and heavy quark ($Q = c, b, t$) coefficients are related to those of light quarks, and $f_Q^p = 2/27 f_g^p = 2/27(1 - \sum_{q=u,d,s} f_q^p)$ at leading order. Since the contribution of heavy quarks to the scattering amplitude originates from their contribution to the Hgg coupling, we write the effect of ΔC_g , the last term in Eq. (2.22), in terms of an additional top quark contributing to the Hgg coupling; numerically $\widehat{C}_g = \overline{C}_g = 1.052$ with only the SM top-quark contribution taken into account for computing \overline{C}_g .

For the numerical evaluation of σ_{SI} , we use **micrOMEGAs** [87, 88] in which the relation between the heavy quark coefficients and the light ones are modified by QCD corrections.

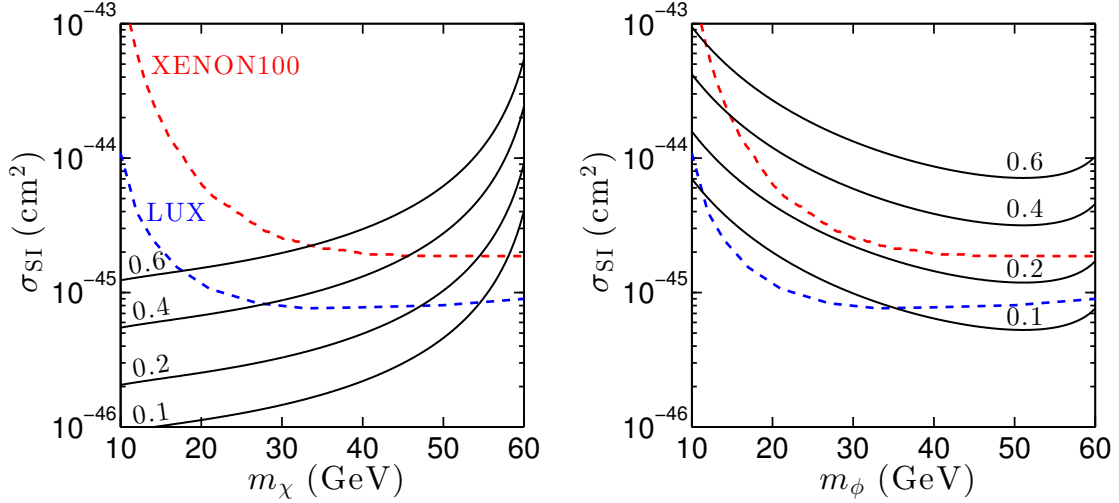


Figure 2.34: σ_{SI} as a function of the mass of the DM particle, for $\mathcal{B}_{\text{inv}} = 0.1, 0.2, 0.4, 0.6$ (from bottom to top) for the case of a Majorana χ (left panel) or a real scalar ϕ (right panel) when $C_U = C_D = C_V = 1$ and $\Delta C_g = \Delta C_\gamma = 0$, *i.e.* an SM Higgs plus invisible decays. The red (blue) dashed curves show the XENON100 (LUX) exclusion limit at 90% CL.

This amounts to taking

$$C_Q f_Q^p \rightarrow C_Q \left(1 + \frac{35\alpha_s(m_Q)}{36\pi} \right) f_Q^p, \quad \Delta C_g f_g^p \rightarrow \Delta C_g \left(1 - \frac{16\alpha_s(m_t)}{9\pi} \right) f_g^p. \quad (2.23)$$

The results for σ_{SI} versus the DM mass and for different \mathcal{B}_{inv} are displayed in Fig. 2.34 for a Majorana fermion (left panel)⁸ and a real scalar (right panel) assuming SM-like couplings of the Higgs boson. As can be seen, for a Majorana fermion the current LUX limits [89] exclude, for example, $\mathcal{B}_{\text{inv}} > 0.4$ when $28 \text{ GeV} < m_\chi < m_H/2$. For scalar DM, the cross sections are larger, and LUX excludes $\mathcal{B}_{\text{inv}} > 0.2$ for any m_ϕ in the $[10 \text{ GeV}, m_H/2]$ range. These limits become much stronger when C_U and/or C_D are large provided they have the same sign. Further, these limits become stronger when we include a non-zero value of ΔC_g . For example, for $\Delta C_g = 1$ we find that σ_{SI} increases by a factor 1.8 as compared to the case $\Delta C_g = 0$ for any given value of \mathcal{B}_{inv} . This increase is due in part to the new contribution in Eq. (2.22) and in part because a larger coupling of the DM to the Higgs is necessary to maintain a constant value of \mathcal{B}_{inv} . Note that imposing universality of quark couplings to the Higgs has an impact on our predictions for σ_{SI} since all quark flavors contribute to this observable, whereas universality plays basically no role for Higgs decays as only the third generation is important.

When $C_U < 0$ and $C_D > 0$, there is a destructive interference between the u -type and d -type quark contributions such that σ_{SI} is much below the current limit. Note however that this is clearly disfavored by the latest data. When the DM candidate is a Dirac fermion and one assumes the same amount of matter and anti-matter in the early Universe, the results for σ_{SI} are simply a factor 1/2 lower than those obtained in the Majorana case. However if this fermion also couples to the Z , this gives an additional positive contribution to σ_{SI} , thus

⁸For a Dirac fermion, the cross sections are a factor 1/2 smaller.

leading to stronger constraints from direct detection experiments. Similar arguments hold for the case of a complex scalar, as compared to a real scalar.

2.6.4 Application to two-Higgs-Doublet Models

So far our fits have been largely model-independent, relying only on assuming the Lagrangian structure of the SM. Let us now apply our fits to some concrete examples of specific models in which there are relations between some of the coupling factors C_I . As a first example, we consider Two-Higgs-Doublet Models (2HDMs) of Type I and Type II (see also [176, 178, 258–265] for other 2HDM analyses in the light of recent LHC data). In both cases, the basic parameters describing the coupling of either the light h or heavy H CP-even Higgs boson are only two: α (the CP-even Higgs mixing angle) and $\tan\beta = v_2/v_1$, where v_2 and v_1 are the two vacuum expectation values. The Type I and Type II models are distinguished by the pattern of their fermionic couplings as given in Table 2.6. The SM limit for the h (H) in the case of both Type I and Type II models corresponds to $\alpha = \beta - \pi/2$ ($\alpha = \beta$). We implicitly assume that there are no contributions from non-SM particles to the loop diagrams for C_γ and C_g . In particular, this means our results correspond to the case where the charged Higgs boson, whose loop might contribute to C_γ , is heavy.

The results of the 2HDM fits are shown in Fig. 2.35 for the case that the state near 125 GeV is the lighter CP-even h . To be precise, the top row shows $\Delta\chi^2$ contours in the β versus $\cos(\beta - \alpha)$ plane while the bottom row shows the 1D projection of $\Delta\chi^2$ onto $\cos(\beta - \alpha)$ with β profiled over. For identifying the heavier H with the state near 125 GeV, replace $\cos(\beta - \alpha)$ by $\sin(\beta - \alpha)$ in the 1D plots. (Since the ~ 125 GeV state clearly couples to WW, ZZ we do not consider the case where the A is the only state at ~ 125 GeV.)

In the case of the Type I model, we note a rather broad valley along the SM limit of $\cos(\beta - \alpha) = 0$, which is rather flat in $\tan\beta$; the 68% (95%) CL region extends to $\cos(\beta - \alpha) = [-0.31, 0.19]$ ($[-0.45, 0.44]$). The best fit point lies at $\beta \simeq 0.02\pi$ and $\alpha \simeq 1.52\pi$ with $\chi^2_{\min} = 18.01$ for 21 d.o.f. (to be compared to the SM $\chi^2_{\min} = 18.95$). Requiring $\tan\beta > 1$, this moves to $\beta \simeq 0.25\pi$, *i.e.* $\tan\beta$ just above 1, with $\alpha \simeq 1.71\pi$ and $\chi^2_{\min} = 18.08$. At 99.7% CL, there is also a small island at $\cos(\beta - \alpha) \approx -0.5$ and $\tan\beta < 1$, which corresponds to the $C_U < 0$ solution. (This is responsible for the splitting of the two lines at $\cos(\beta - \alpha) \lesssim -0.5$ in the 1D plot.)

In contrast, for the Type II model, we observe two narrow 68% CL valleys in the β versus $\cos(\beta - \alpha)$ plane, one along the SM solution with the minimum again very close to $\beta \approx 0$ and a second banana-shaped one with $\tan\beta \gtrsim 5$ (3) and $\cos(\beta - \alpha) \lesssim 0.4$ (0.6) at 68% (95%) CL. This second valley is the degenerate solution with $C_D \approx -1$; it does not appear in Fig. 3 of [264] because there $C_U, C_D > 0$ was implicitly assumed. The best fit point is very similar to that for Type I: $\beta \simeq 0.01\pi$ (0.25π) and $\alpha \simeq 1.5\pi$ (1.75π) with $\chi^2_{\min} = 18.68$ (18.86) for 21 d.o.f. for arbitrary $\tan\beta$ ($\tan\beta > 1$). Again, there is an additional valley very close to $\beta \sim 0$, extending into the negative $\cos(\beta - \alpha)$ direction, which however does not have a 68% CL region. In 1D, we find $\cos(\beta - \alpha) = [-0.11, 0.50]$ at 95% CL.

Let us end the 2HDM discussion with some comments regarding the “other” scalar and/or the pseudoscalar A . To simplify the discussion, we will focus on the $m_h = 125.5$ GeV case. First, we note that if the H and A are heavy enough (having masses greater than roughly 600 GeV) then their properties are unconstrained by LHC data and the global fits for the h

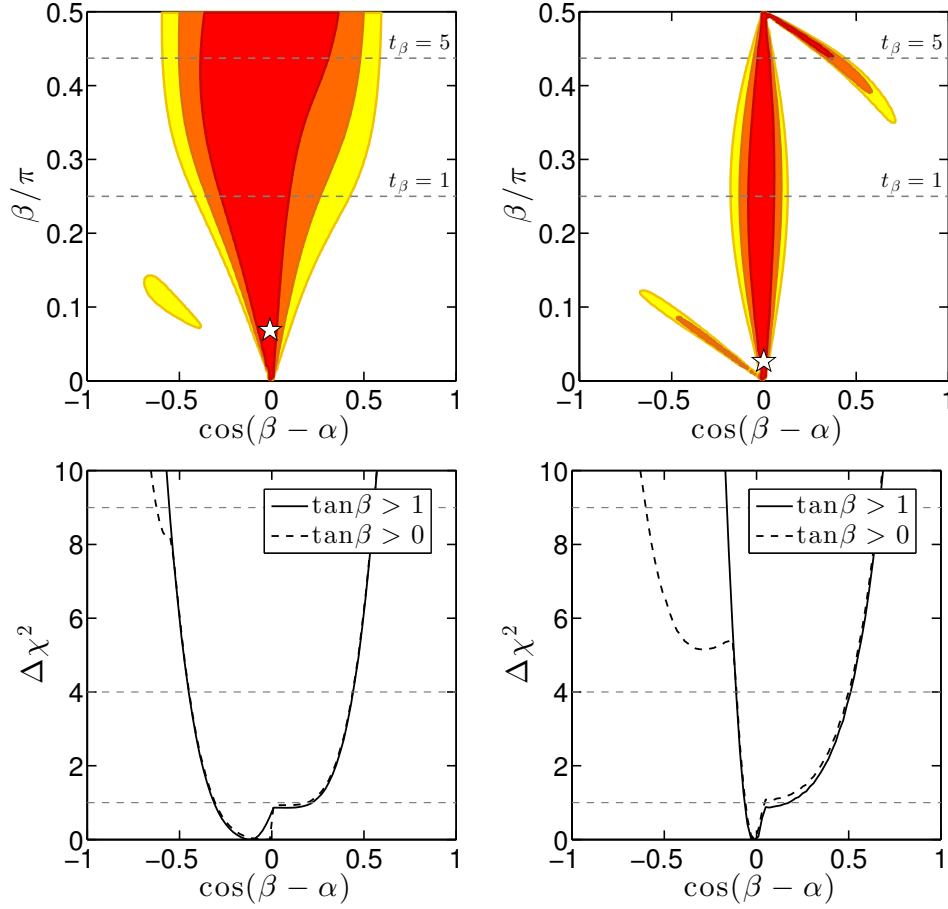


Figure 2.35: Fits for the 2HDM Type I (left) and type II (right) models for $m_h = 125.5$ GeV. See text for details.

will be unaffected. If they are lighter then it becomes interesting to consider constraints that might arise from not having observed them. Such constraints will, of course, depend upon their postulated masses, both of which are independent parameters in the general 2HDM. For purposes of discussion, let us neglect the possibly very important decays into the 125.5 GeV Higgs boson (such as $H \rightarrow hh$). The most relevant final states are then $H \rightarrow VV$ and $H, A \rightarrow \tau\tau$.

With regard to observing the heavy Higgs in the $H \rightarrow VV$ channels, we note that for the H our fits predict the VV coupling to be very much suppressed in a large part (but not all) of the 95% CL allowed region. While this implies suppression of the VBF production mode for the H it does not affect the ggF production mode and except for very small VV coupling the branching fraction of the H to VV final states declines only modestly. As a result, the limits in the $ZZ \rightarrow 4\ell$ channel [143], which already extend down to about $0.1 \times \text{SM}$ in the mass range $m_H \approx 180 - 400$ GeV, and to about $0.8 \times \text{SM}$ at $m_H \approx 600$ GeV, can be quite relevant. For instance, for a heavy scalar H of mass $m_H = 300$ GeV, in the 95% CL region of our fits the signal strength in the $gg \rightarrow H \rightarrow ZZ$ channel ranges from 0 to 5.4 in Type I and from 0 to 33 in Type II. For $m_H = 600$ GeV, we find $\mu(gg \rightarrow H \rightarrow ZZ) \lesssim 1.1$ (0.6) in Type I (II). Further, at the best-fit point for $\tan \beta > 1$, $\mu(gg \rightarrow H \rightarrow ZZ) = 1.10$ (0.08) at $m_H = 300$ (600) GeV

in Type I and $\mu(gg \rightarrow H \rightarrow ZZ) = 0.12$ (0.001) at $m_H = 300$ (600) GeV in Type II, which violate the nominal limits at $m_H = 300$ GeV in both models. Note, however, that it is possible to completely evade the 4ℓ bounds if $H \rightarrow hh$ decays are dominant.

Moreover, both the H and the A , which has no tree-level couplings to VV , may show up in the $\tau\tau$ final state through ggF. Limits from ATLAS [266] range (roughly) from $\mu(gg \rightarrow H, A \rightarrow \tau\tau) < 2500$ at $m_{H,A} = 300$ GeV to < 21000 at $m_{H,A} = 500$ GeV. These may seem rather weak limits, but in fact the signal strengths for $H \rightarrow \tau\tau$ and $A \rightarrow \tau\tau$ (relative to H_{SM}) can be extremely large. In the case of the A , this is because the $A \rightarrow \tau\tau$ branching fraction is generically much larger than the $H_{\text{SM}} \rightarrow \tau\tau$ branching fraction, the latter being dominated by VV final states at high mass. In the case of the H , the same statement applies whenever its VV coupling is greatly suppressed. We find that only the Type I model with $\tan\beta > 1$ completely evades the $\tau\tau$ bounds throughout the 95% CL region of the h fit since both the fermionic couplings of H and A are suppressed by large $\tan\beta$. In the Type II model, $gg \rightarrow A \rightarrow \tau\tau$ satisfies the $\tau\tau$ bounds at 95% CL, but $gg \rightarrow H \rightarrow \tau\tau$ can give a very large signal. However, the best fit h point for $\tan\beta > 1$ in Type II predicts $\mu(gg \rightarrow H \rightarrow \tau\tau)$ values of 674 and 6.4 at 300 and 500 GeV, both of which satisfy the earlier-stated bounds. We also stress that no bounds are available in the $\tau\tau$ channel above 500 GeV.

Clearly, a full study is needed to ascertain the extent to which limits in the $H \rightarrow ZZ$ and $H, A \rightarrow \tau\tau$ channels will impact the portion of the $\alpha - \beta$ plane allowed at 95% CL after taking into account Higgs-to-Higgs decays, which are typically substantial. This is beyond the scope of this section and will be presented elsewhere [267].

2.6.5 Application to the Inert Doublet Model

In the Inert Doublet Model (IDM) [268], a Higgs doublet \tilde{H}_2 which is odd under a Z_2 symmetry is added to the SM leading to four new particles: a scalar \tilde{H} , a pseudoscalar \tilde{A} , and two charged states \tilde{H}^\pm in addition to the SM-like Higgs h .⁹ All other fields being even, this discrete symmetry not only guarantees that the lightest inert Higgs particle is stable, and thus a suitable dark matter candidate [269–272], but also prevents the coupling of any of the inert doublet particles to pairs of SM particles. Therefore, the only modification to the SM-like Higgs couplings is through the charged Higgs contribution to ΔC_γ . The scalar potential of the IDM is given by

$$V = \mu_1^2 |H_1|^2 + \mu_2^2 |\tilde{H}_2|^2 + \lambda_1 |H_1|^4 + \lambda_2 |\tilde{H}_2|^4 + \lambda_3 |H_1|^2 |\tilde{H}_2|^2 + \lambda_4 |H_1^\dagger \tilde{H}_2|^2 + \frac{\lambda_5}{2} \left[\left(H_1^\dagger \tilde{H}_2 \right)^2 + \text{h.c.} \right], \quad (2.24)$$

where $\mu_2^2 > -\lambda_3 v^2/2$ is required in order that \tilde{H}_2^0 not acquire a non-zero vev (which would violate the symmetry needed for \tilde{H} to be a dark matter particle). The crucial interactions implied by this potential are those coupling the light Higgs h associated with the H_1 field to pairs of Higgs bosons coming from the \tilde{H}_2 field. These are given by: $-(2m_W/g)\lambda_3 h \tilde{H}^+ \tilde{H}^-$, $-(2m_W/g)\lambda_L h \tilde{H} \tilde{H}$ and $-(2m_W/g)\lambda_S h \tilde{A} \tilde{A}$ for the charged, scalar and pseudo scalar, respectively, where

$$\lambda_{L,S} = \frac{1}{2}(\lambda_3 + \lambda_4 \pm \lambda_5). \quad (2.25)$$

⁹For distinction with the 2HDM, we denote all IDM particles odd under Z_2 with a tilde.

With these abbreviations, the Higgs masses at tree-level can be written as

$$m_h^2 = \mu_1^2 + 3\lambda_1 v^2, \quad m_{\tilde{H},(\tilde{A})}^2 = \mu_2^2 + \lambda_{L(S)} v^2, \quad m_{\tilde{H}\pm}^2 = \mu_2^2 + \frac{1}{2}\lambda_3 v^2. \quad (2.26)$$

Moreover, the couplings to the inert charged and neutral Higgses are related by

$$\frac{\lambda_3}{2} = \frac{1}{v^2} (m_{\tilde{H}+}^2 - m_{\tilde{H}}^2) + \lambda_L. \quad (2.27)$$

It is important to note that a priori $m_{\tilde{H},\tilde{A},\tilde{H}+}^2$ are each free parameters and could be small enough that h decays to a pair of the dark sector states would be present and possibly very important. The $h \rightarrow \tilde{H}\tilde{H}$ and $h \rightarrow \tilde{A}\tilde{A}$ decays would be invisible and contribute to \mathcal{B}_{inv} for the h ; $h \rightarrow \tilde{H}^+\tilde{H}^-$ decays would generally be visible so long as the \tilde{H}^+ was not closely degenerate with the \tilde{H} .

Theoretical constraints impose some conditions on the couplings. Concretely, we assume a generic perturbativity upper bound $|\lambda_i| < 4\pi$, which, when coupled with the vacuum stability and perturbative unitarity conditions on the potential, leads to $\lambda_3 > -1.5$ and $\mu_2^2 \gtrsim -4.5 \times 10^4 \text{ GeV}^2$ [272, 273]. We also adopt a lower bound of $m_{\tilde{H}\pm} > 70 \text{ GeV}$, as derived from chargino limits at LEP [274, 275]. Note however that LHC exclusions for the SM Higgs do not apply to members of the inert doublet because *i*) they do not couple to fermions and *ii*) trilinear and quartic couplings to gauge bosons involve two inert Higgses.

Let us now turn to the fit results.¹⁰ First, we consider the case where $m_{\tilde{H}}, m_{\tilde{A}} > m_h/2$ —the only deviation from the SM then arises from the charged Higgs contribution to ΔC_γ parametrized by λ_3 and $m_{\tilde{H}\pm}$. The general one-parameter fit to the Higgs couplings leads to the bounds -0.02 (-0.13) $< \Delta C_\gamma < 0.17$ (0.26) at 1σ (2σ). The corresponding contours in the $m_{\tilde{H}\pm}$ versus λ_3 plane are shown in Fig. 2.36. Note that the 3rd equality of Eq. (2.26) and the lower bound of $\mu_2^2 \gtrsim -4.5 \times 10^4 \text{ GeV}^2$ imply an upper bound on λ_3 for any given $m_{\tilde{H}\pm}$. This excludes the large- λ_3 region when $m_{\tilde{H}+} \gtrsim 130 \text{ GeV}$. The impact of the global fit is confined to the region $m_{\tilde{H}+} \lesssim 130 \text{ GeV}$ and $|\lambda_3| \lesssim 2$ (at 95% CL). The best fit point lies at $m_{\tilde{H}+} = 170 \text{ GeV}$ and $\lambda_3 = -1.47$.

Second, we consider the case where the inert scalar is light and examine how invisible $h \rightarrow \tilde{H}\tilde{H}$ decays further constrain the parameters. The bounds on the invisible width actually lead to a strong constraint on the coupling λ_L . The 1σ (2σ) allowed range is roughly $\lambda_L \times 10^3 = \pm 4$ (± 7) for $m_{\tilde{H}} = 10 \text{ GeV}$. This bound weakens only when the invisible decay is suppressed by kinematics; for $m_{\tilde{H}} = 60 \text{ GeV}$, we find $\lambda_L \times 10^3 = [-9, 7]$ ($[-13, 12]$) at 1σ (2σ). The $\Delta\chi^2$ distributions of λ_L for $m_{\tilde{H}} = 10$ and 60 GeV are shown in the left panel in Fig. 2.37, with $m_{\tilde{H}\pm}$ profiled over from 70 GeV to about 650 GeV (the concrete upper limit being determined by the perturbativity constraint). This strong constraint on λ_L implies that it can be neglected in Eq. (2.27) and that the charged Higgs coupling λ_3 is directly related to $m_{\tilde{H}\pm}$ for a given $m_{\tilde{H}}$, as illustrated in the middle panel of Fig. 2.37 (here, the mass of the inert scalar is profiled over in the range $m_{\tilde{H}} \in [1, 60] \text{ GeV}$). As a result the value of C_γ is also strongly constrained from the upper bound on the invisible width. For example for $m_{\tilde{H}} = 10 \text{ GeV}$, we find that $C_\gamma = [0.940, 0.945]$ at 68% CL. Note that because $m_{\tilde{H}\pm} > m_{\tilde{H}}$ is needed in order to have a neutral dark matter candidate, λ_3 is always positive

¹⁰In our IDM fits, the $h\gamma\gamma$ coupling is computed with micrOMEGAs 3 [88].

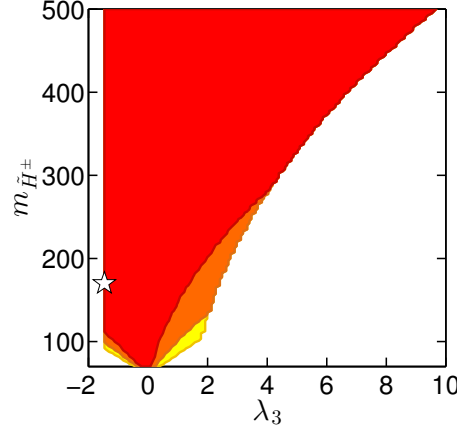


Figure 2.36: Contours of 68%, 95%, 99.7% CL in the $m_{\tilde{H}^\pm}$ versus λ_3 plane for the IDM assuming that there are no invisible decays of the SM-like Higgs h .

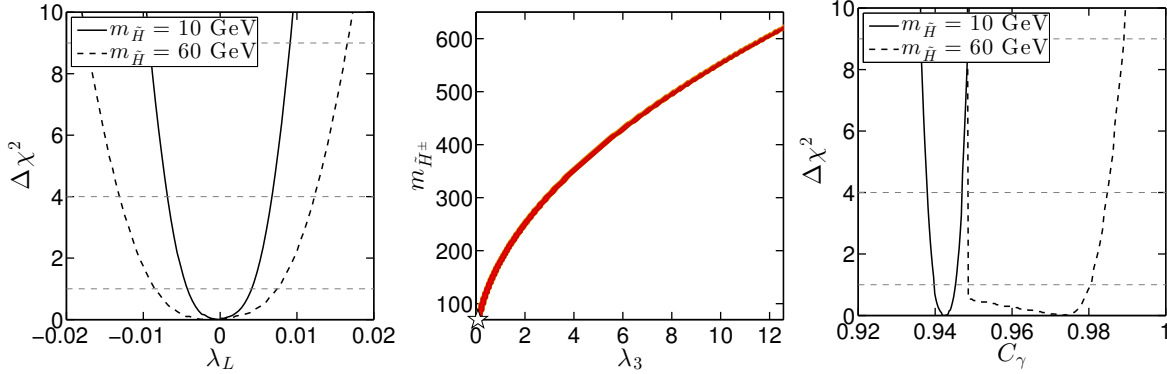


Figure 2.37: Left panel: $\Delta\chi^2$ distribution of λ_L for $m_{\tilde{H}} = 10$ GeV (full line) and 60 GeV (dashed line) with $m_{\tilde{H}^\pm}$ profiled over its whole allowed range. Middle panel: relation between $m_{\tilde{H}^\pm}$ and λ_3 with $m_{\tilde{H}}$ profiled over from 1 to 60 GeV. Right panel: $\Delta\chi^2$ as function of C_γ for $m_{\tilde{H}} = 10$ GeV (full line) and 60 GeV (dashed line) with $m_{\tilde{H}^\pm}$ profiled over.

and therefore $C_\gamma < 1$. To approach $C_\gamma \simeq 1$, the inert Higgs mass has to be close to the kinematic threshold, $m_{\tilde{H}} \rightarrow m_h/2$ so that the constraint on λ_L is relaxed. For illustration, see the right panel in Fig. 2.37. These results imply that with an improved accuracy on the measurements of the Higgs coupling, for example showing that $C_\gamma > 0.95$, it would be possible to exclude light dark matter ($m_{\tilde{H}} < 10$ GeV) in the IDM. Another consequence is that for a given $m_{\tilde{H}}$ the perturbativity limit $\lambda_3 < 4\pi$ implies an upper bound on the charged Higgs mass. For $m_{\tilde{H}} \in [1, 60]$ GeV we obtain $m_{\tilde{H}^\pm} < 620$ GeV.

Finally note that the case where \tilde{A} is the lightest neutral state and $m_{\tilde{A}} < m_h/2$ is analogous to the \tilde{H} case just discussed, with $m_{\tilde{H}} \rightarrow m_{\tilde{A}}$ and $\lambda_L \rightarrow \lambda_S$ and leads to analogous conclusions. Analyses of the Higgs sector of the Inert Doublet Model were also performed recently in [272, 276–279].

2.6.6 Conclusions

The most general fits considered were those in which $C_U, C_D, C_V, \Delta C_g, \Delta C_\gamma$ were all allowed to vary freely. If there are no unseen (as opposed to truly invisible) decay modes of the Higgs, one finds that the observed 125.5 GeV state prefers to have quite SM-like couplings whether or not $\mathcal{B}_{\text{inv}} = 0$ is imposed — more constrained fits, for example taking $\Delta C_g = \Delta C_\gamma = 0$ while allowing C_U, C_D, C_V to vary, inevitably imply that the other parameters must lie even closer to their SM values.

Allowing for invisible decays of the 125.5 GeV state through $\mathcal{B}_{\text{inv}} > 0$ does not change the best-fit parameter values but does widen the $\Delta\chi^2$ distributions somewhat leading to important implications, *e.g.*, for decays into dark matter particles. In particular, we found that at 95% CL there is still considerable room for such Higgs decays, up to $\mathcal{B}_{\text{inv}} \sim 0.38$ when $C_U, C_D, C_V, \Delta C_g, \Delta C_\gamma$ are all allowed to vary independently of one another. In comparison, a fit for which C_U, C_D are allowed to vary freely, but $C_V \leq 1$ is required (as appropriate for any doublets+singlets model) and $\Delta C_g = \Delta C_\gamma = 0$ is imposed, yields $\mathcal{B}_{\text{inv}} \lesssim 0.24$ at 95% CL. Even requiring completely SM couplings for the Higgs ($C_U = C_D = C_V = 1$, $\Delta C_g = \Delta C_\gamma = 0$) still allows $\mathcal{B}_{\text{inv}} \leq 0.19$ at 95% CL. It is worthwhile noting that for $C_V \leq 1$, the limits on \mathcal{B}_{inv} from global coupling fits are currently more constraining than those from direct searches for invisible decays, *e.g.*, in the $ZH \rightarrow \ell^+\ell^- + E_T^{\text{miss}}$ mode; thus for $C_V \leq 1$ the limits on merely unseen (*i.e.* not strictly invisible) decays are similar to the ones on \mathcal{B}_{inv} .

As part of the fitting procedure, the total width of the Higgs relative to the SM prediction is computed as a function of the parameters and a $\Delta\chi^2$ distribution for $\Gamma_{\text{tot}}/\Gamma_{\text{tot}}^{\text{SM}}$ is obtained. Assuming no unseen, but potentially visible, decays, we found $\Gamma_{\text{tot}}/\Gamma_{\text{tot}}^{\text{SM}} \in [0.5, 2]$ at 95% CL for the case where $C_U, C_D, C_V, \Delta C_g, \Delta C_\gamma$ and \mathcal{B}_{inv} are all allowed to vary freely, while $\Gamma_{\text{tot}}/\Gamma_{\text{tot}}^{\text{SM}} \in [1, 1.25]$ at 95% CL if $C_U = C_D = C_V = 1$, $\Delta C_g = \Delta C_\gamma = 0$ are imposed and only $\mathcal{B}_{\text{inv}} \geq 0$ is allowed for. These are useful limits given the inability to directly measure Γ_{tot} at the LHC. Of course, if there are unseen (but not invisible) decays, there is a flat direction that would prevent setting limits on the total width.

Finally, we have also shown that if $\mathcal{B}_{\text{inv}} \neq 0$ is due to H decays to a pair of DM particles, there are significant constraints on the size of \mathcal{B}_{inv} from the non-observation of spin-independent DM scattering on nucleons, the most important such limits currently being those from the LUX experiment. These constraints are much stronger for scalar DM than for Majorana or Dirac fermions. Overall, our results suggest a continued competition between limits on σ_{SI} and those on \mathcal{B}_{inv} as direct detection experiments achieve improved sensitivity and increasingly accurate measurements of the properties of the H become available with future LHC running.

In the second part of the Section, we then examined implications of these results in the context of some simple concrete models with an extended Higgs sector: the Type I and Type II Two-Higgs-doublet models, and the Inert Doublet Model, using the combined likelihood ellipses to constrain the parameter spaces. In the 2HDM, enhancement of the signal strength for a 2nd neutral (scalar or pseudoscalar) Higgs boson with mass above 125.5 GeV can occur in both the 4ℓ and $\tau\tau$ channels. Therefore additional constraints on α and β can be set unless the decay of the heavier Higgs to a pair of the 125.5 GeV states dominates. Generally the signals in both channels can be at a level of interest for future LHC runs. In the Inert Doublet Model, the inert Higgs states can only be pair-produced

and therefore are not currently constrained. However, we showed that the bound on the invisible decay of the 125.5 GeV SM-like Higgs, relevant when one inert Higgs is lighter than ≈ 60 GeV, constrains the allowed range for the two-photon width. Thus, a precise determination of C_γ could rule out light inert Higgs dark matter.

2.7 A Bayesian view of the Higgs sector with higher dimensional operators

So far, constraints on new physics have been parametrized in the context of the Lagrangian shown in Eq. (2.16), which introduced reduced couplings to vector bosons (C_W , C_Z) and to fermions (C_F). In addition, there are *i*) effective contributions to the $\gamma\gamma$ and gg loop-induced couplings, entering the Lagrangian as $H(F_{\mu\nu})^2$ and $H(G_{\mu\nu})^2$, respectively, and *ii*) generic invisible/undetected decays of the Higgs boson. This framework is fully justified and applicable to a very wide class of new physics models. It is however possible to take a different perspective in light of the negative LEP, Tevatron and LHC results in the search for new physics at or close to the electroweak scale. If new physics is indeed present and is somehow separated from the electroweak scale, the couplings of the Higgs boson will be close to those of the SM and will only be modified by the effect of a few higher dimensional operators (HDOs). In this section, we will explore an effective field theory (EFT) with only relatively few new parameters. As we will see, most higher dimensional operators will not only have an effect on the Higgs phenomenology but also on measured quantities related to the electroweak sector, such as the Peskin–Takeuchi S and T parameters [144,145]. This will be taken into account and the interplay between the different observables will be discussed.

The statistical procedure is another difference with the work presented in Sections 2.5 and 2.6, where we considered a fully frequentist approach and derived confidence intervals for the parameters of interest after profiling over the other, unseen parameters. In this section, we will adopt the statistical framework of Bayesian inference, which allows us to assign probabilities to our parameters and to deal with partially constrained problems. Another interesting property is that the unnatural (*i.e.* fine-tuned) character of precise cancellations which may occur between HDO contributions is built-in in this framework. Indeed, regions of the parameter space in which precise cancellations occur have by construction a weak statistical weight.

The work presented in this section has been conducted in collaboration with Sylvain Fichet and Gero von Gersdorff at the end of 2012 and at the beginning of 2013, in parallel to work presented in Sections 2.5 and 2.6. This led to the paper “A Bayesian view of the Higgs sector with higher dimensional operators”, Ref. [280], that was submitted to arXiv on April 11, 2013 and published in JHEP in July 2013.

The outline of the Section is as follows. In Section 2.7.1, we lay out the formalism for higher-dimension operators in the electroweak sector. In Section 2.7.2, we present the dataset used for the analysis and the measurements entering the likelihood functions. The peculiar case of observables sensitive to tensorial couplings relating Higgs and weak bosons is investigated in Section 2.7.3. In Section 2.7.4, we derive the observable deviations from the SM induced by the higher dimensional operators, taking into account leading NLO QCD

effects. Section 2.7.5 presents the setup of our Bayesian analysis. Section 2.7.6 is devoted to our results. Our conclusions are given in Section 2.7.7.

2.7.1 Electroweak higher-dimension operators

We consider that new states appear at a typical scale Λ substantially larger than the electroweak scale. For physical processes involving an energy scale smaller than Λ , new physics can be integrated out. As a consequence of this hypothesis, the resulting low-energy effective theory consists in the Standard Model, supplemented by infinite series of local operators with higher dimension, which involves negative powers of Λ ,

$$\mathcal{L}_{\text{eff}} = \mathcal{L}_{\text{SM}} + \sum_i \frac{\alpha_i}{\Lambda^{n_i}} \mathcal{O}_i. \quad (2.28)$$

The effects of such higher dimensional operators have been investigated in many contexts such as flavor physics, or the study of the properties of the electroweak gauge bosons through LEP precision measurements. The purpose of this work is to study the electroweak sector again, which now includes new Higgs observables. For our analysis, we only have to consider the leading HDOs. The only operator with $n_i = 1$ is the one giving a Majorana mass to the neutrino, and is not relevant for our study. We will thus be exclusively interested in the $n_i = 2$ terms, *i.e.* dimension-6 operators.

In this section, we define the basis of dimension-6 operators supplementing the renormalizable electroweak sector of the SM Lagrangian. We refer to [281, 282] for further details on the Standard Model HDOs. A basis of CP-even operators not involving fermions can be chosen as¹¹

$$\mathcal{O}_6 = |H|^6, \quad \mathcal{O}_{D^2} = |H|^2 |D_\mu H|^2, \quad \mathcal{O}'_{D^2} = |H^\dagger D_\mu H|^2, \quad (2.29)$$

$$\mathcal{O}_{WW} = H^\dagger H (W_{\mu\nu}^a)^2, \quad \mathcal{O}_{BB} = H^\dagger H (B_{\mu\nu})^2, \quad \mathcal{O}_{WB} = H^\dagger W_{\mu\nu} H B_{\mu\nu}, \quad (2.30)$$

$$\mathcal{O}_{GG} = H^\dagger H (G_{\mu\nu}^a)^2. \quad (2.31)$$

Any other operator can be reduced to these via integration by parts and the use of the SM equations of motion for the Higgs and gauge fields, possibly generating operators involving fermions. Amongst the latter, only a limited set will be relevant for our purpose. Operators of the form $J_H \cdot J_f$, where J_H and J_f are $SU(2)$ or $U(1)_Y$ currents involving Higgs field and fermion f respectively, will in general contribute to FCNC as well as electroweak non-oblique corrections (*e.g.*, non-universal couplings of fermions to gauge bosons).¹² However, the operators

$$\mathcal{O}_D = J_{H\mu}^a J_\mu^a, \quad \mathcal{O}'_D = J_{H\mu}^Y J_\mu^Y, \quad (2.32)$$

¹¹The operator \mathcal{O}_6 plays no role in what follows and is listed here only for completeness.

¹²The non-universal corrections to the weak bosons couplings of the top quark are only very mildly constrained by EW data, and it is a priori not justified to set them to zero. However the only effect to Higgs observables at leading order is a modification of the top loop contribution to the $h \rightarrow Z\gamma$ decay due to the anomalous Ztt vertex. The top contribution is however about one order of magnitude smaller than the leading contribution from the W loop [110]. We will therefore only consider universal (oblique) corrections to EW data.

where $J = \sum_f J_f$ are the SM fermion currents coupling to B_μ and W_μ , are flavor diagonal and only result in universal corrections to gauge couplings and should hence be viewed as contributing to S and T .¹³ We will also need to consider Yukawa corrections of the form

$$\mathcal{O}_f = 2y_f |H|^2 H \bar{f}_L f_R, \quad (2.33)$$

where $f_R = t_R, b_R, \tau_R$ and f_L the corresponding doublet ($\bar{f}_L^a = \epsilon^{ab} \bar{q}_L^{b,3}, \bar{q}_L^{a,3}, \bar{\ell}_L^{a,3}$) and y_f the Yukawa coupling.

Note that the operators \mathcal{O}_D and \mathcal{O}'_D could be traded for the operators

$$\mathcal{O}_W = (D_\mu H)^\dagger W_{\mu\nu} D_\nu H, \quad \mathcal{O}_B = (D_\mu H)^\dagger D_\nu H B_{\mu\nu}, \quad (2.34)$$

by use of the SM equations of motion for B and W . While \mathcal{O}_D and \mathcal{O}'_D contribute to S and T but not to the modified Higgs couplings, for \mathcal{O}_B and \mathcal{O}_W it is the other way around. Both choices of basis are physically equivalent. Before passing from a general redundant set of operators to a convenient irreducible basis via the equations of motion, it is useful to first identify the operators that cannot be generated at tree-level.¹⁴ This is valuable information and we would like to avoid it to be lost in the course of the reduction. However this is what would happen if we eliminated \mathcal{O}_D and \mathcal{O}'_D in favor of \mathcal{O}_W and \mathcal{O}_B . Indeed, this would cause the coefficient of *e.g.* \mathcal{O}_{WB} (which cannot be generated at tree-level) to be shifted by the coefficient of \mathcal{O}_D (which can be generated at the tree-level via exchange of spin-one states). This is why we choose this basis.

The only remaining two-fermion operators are of the dipole type. These operators are tightly constrained by FCNC as well as by their contributions to electric and magnetic dipole moments. Moreover, they are necessarily generated at the loop-level, and only affect Higgs couplings to gauge bosons by modifying existing SM loops. They will not have any impact on our results, therefore we can neglect them entirely.

We do not take into account CP-violating HDOs. These operators are constrained by observables such as electric dipole moments. If we choosed to include these CP-odd HDOs in our analysis, we would also need to consider the whole set of data sensitive to CP violation. Although there is no fundamental problem with such extended analysis, that is beyond the scope of the present work. Moreover, the effects induced by CP-violating HDOs are often subleading with respect to the effects of CP-even operators, unless the latter are sufficiently suppressed. This is the case for Higgs decays, because CP-violating amplitudes do not interfere with SM amplitudes, whereas CP-conserving amplitudes do interfere with SM amplitudes [286]. In the following we will derive observable deviations from the Standard Model using the full set of HDOs, and perform the analysis presented in Section 2.7.5 taking into account only operators that respect custodial symmetry.

We could also rigorously take into account the running of the HDO coefficients α_i from the scale Λ to the low scale (m_h or \sqrt{s} , depending on the process considered), see for example [287]. However, the consequences of this running are rather mild so we will neglect them in this study. Notice that the strong effect of the operator \mathcal{O}_{WB} on the $h\gamma\gamma$ vertex found in [287] requires large enhancement of α_{WB} with respect to $s_w^2 \alpha_{WW} + c_w^2 \alpha_{BB} - \frac{1}{2} s_w c_w \alpha_{WB}$ (the

¹³In fact this is the way how contributions to S and T can arise in theories with new spin-1 states, such as in warped extra dimensions [283, 284].

¹⁴A detailed study about perturbative generation of HDOs can be found in [285].

coefficient of $h F_{\mu\nu} F^{\mu\nu}$, see Eq. (2.43)). As is evident in our basis, this cannot be explained by a relative loop factor as none of these operators receive contributions at tree-level. Moreover, it has been shown in Ref. [288] that operators that can be generated at tree-level (such as \mathcal{O}_D) do not mix with the loop-suppressed operators such as \mathcal{O}_{VV} in the renormalization group flow. In the absence of large hierarchies in the couplings of new physics states, we conclude that operator mixing does not lead to a large enhancement of the $h \rightarrow \gamma\gamma$ rate.

Effective Lagrangian

In this section we will present the effect of the HDOs on the SM tree-level couplings. Loops involving SM particles are considered in Section 2.7.1. We define the physical Higgs field h as

$$H = \begin{pmatrix} 0 \\ \frac{1}{\sqrt{2}}(\tilde{v} + h) \end{pmatrix}, \quad (2.35)$$

and parametrize the couplings of h to gauge bosons and fermions as¹⁵

$$\mathcal{L}_{v,f}^{\text{tree}} = \lambda_Z h (Z_\mu)^2 + \lambda_W h W_\mu^+ W_\mu^- + \sum_f \lambda_f h \bar{f}_L f_R. \quad (2.36)$$

The SM tree-level predictions for these quantities are given in terms of the SM input parameters \tilde{g} , \tilde{v} and $\tilde{s}_w \equiv \tilde{g}'^2/(\tilde{g}^2 + \tilde{g}'^2)$:

$$\lambda_Z = \frac{\tilde{g}^2 \tilde{v}}{4 \tilde{c}_w^2} \equiv \frac{\tilde{m}_Z^2}{\tilde{v}}, \quad \lambda_W = \frac{\tilde{g}^2 \tilde{v}}{2} \equiv \frac{2 \tilde{m}_W^2}{\tilde{v}}, \quad \lambda_f = -\frac{\tilde{y}_f}{\sqrt{2}} \equiv -\frac{\tilde{m}_f}{\tilde{v}}, \quad (2.37)$$

where the quantities with a tilde are the ones that appear in the SM part of the Lagrangian. For instance, \tilde{g} and \tilde{g}' are the couplings appearing in the covariant derivatives. However, these couplings do not take the same values as in the SM, since there are corrections from HDOs. There are distinct effects, as follows (see Ref. [289] for an analogous discussion on fermion couplings).

- Operators such as \mathcal{O}_{D^2} correct directly the tree-level SM vertices.
- Some operators (*e.g.* \mathcal{O}_{D^2} , \mathcal{O}_{WW}) modify the kinetic terms of Higgs and gauge fields and thus indirectly lead to the rescaling of some couplings.
- Finally, there can be indirect effects from input parameters. They are taken to be the fine-structure constant α , the Z boson mass m_Z and the Fermi constant G_F , as well as the physical fermion masses m_f and the strong coupling constant α_s . These quantities receive corrections from HDOs but must be held fixed in the analysis. Yet, this causes the SM parameters \tilde{g} , \tilde{v} and \tilde{s}_w to become functions of the HDO coefficients.

The last point is sometimes not taken into account in the literature. Let us focus on it and *define* the quantities v , g and s_w via

$$4\pi\alpha \equiv s_w^2 g^2, \quad m_Z^2 \equiv \frac{v^2 g^2}{4 c_w^2}, \quad G_F \equiv \frac{1}{\sqrt{2} v^2}. \quad (2.38)$$

¹⁵For the hVV couplings with different tensor structure see below.

These quantities can be viewed as the “familiar” numbers from the SM (*e.g.* $v = 246$ GeV). Like the input parameters they stay fixed in our analysis. On the other hand, the parameters \tilde{g} , \tilde{s}_w and \tilde{v} are the gauge couplings appearing in the covariant derivatives and the vacuum expectation value (vev) of the Higgs field, and must be expressed in terms of the HDO coefficients. The details of this procedure are presented in Appendix A of [280]. Taking into account all the above effects, we obtain

$$\lambda_Z = a_Z \frac{m_Z^2}{v}, \quad \lambda_W = a_W \frac{2m_W^2}{v}, \quad \lambda_f = -c_f \frac{m_f}{v}, \quad (2.39)$$

where m_f and m_W are the *physical* masses. In particular, m_W is given by¹⁶

$$\begin{aligned} m_W^2 &= \frac{g^2 v^2}{4} \left(1 + \left(\frac{1}{2} \alpha_D - \frac{c_w^2}{2(c_w^2 - s_w^2)} [\alpha'_{D^2} + \alpha_D] - \frac{c_w s_w}{c_w^2 - s_w^2} \alpha_{WB} \right) \frac{v^2}{\Lambda^2} \right) \\ &= \frac{g^2 v^2}{4} \left(1 - \frac{\alpha S}{2(c_w^2 - s_w^2)} + \frac{c_w^2 \alpha T}{c_w^2 - s_w^2} \right). \end{aligned} \quad (2.40)$$

In the last row we have used Eqs. (2.78) and (2.79) in order to compare our derivation of m_W with the one in [289]. The SM prediction of m_W is thus only corrected by the oblique parameters. In this parametrization, the rescaling factors a_Z , a_W and c_f are given by

$$\begin{aligned} a_Z &= 1 + \left(\frac{1}{2} \alpha_{D^2} - \frac{1}{4} \alpha_D + \frac{1}{4} \alpha'_{D^2} \right) \frac{v^2}{\Lambda^2}, \\ a_W &= 1 + \left(\frac{1}{2} \alpha_{D^2} - \frac{1}{4} \alpha_D - \frac{1}{4} \alpha'_{D^2} \right) \frac{v^2}{\Lambda^2}, \\ c_f &= 1 - \left(\frac{1}{4} \alpha'_{D^2} - \frac{1}{4} \alpha_D - \alpha_f \right) \frac{v^2}{\Lambda^2}. \end{aligned} \quad (2.41)$$

As a non-trivial consistency check, note that the vector anomalous couplings are rescaled in a custodially symmetric way ($a_Z = a_W$) once the custodial-symmetry violating operator \mathcal{O}'_{D^2} is turned off.

To conclude this subsection we compute the direct tree-level HDO contribution to the tensor couplings,

$$\mathcal{L}_t^{\text{tree}} = \zeta_\gamma h (F_{\mu\nu})^2 + \zeta_g h (G_{\mu\nu})^2 + \zeta_{Z\gamma} h F_{\mu\nu} Z_{\mu\nu} + \zeta_Z h (Z_{\mu\nu})^2 + \zeta_W h W_{\mu\nu}^+ W_{\mu\nu}^-, \quad (2.42)$$

which are all zero in the SM at tree-level. One finds

$$\zeta_\gamma = \left(s_w^2 \alpha_{WW} + c_w^2 \alpha_{BB} - \frac{1}{2} s_w c_w \alpha_{WB} \right) \frac{v}{\Lambda^2}, \quad \zeta_g = \alpha_{GG} \frac{v}{\Lambda^2}, \quad (2.43)$$

$$\zeta_{Z\gamma} = \left(2c_w s_w \alpha_{WW} - 2c_w s_w \alpha_{BB} - \frac{1}{2} (c_w^2 - s_w^2) \alpha_{WB} \right) \frac{v}{\Lambda^2}, \quad (2.44)$$

$$\zeta_Z = \left(c_w^2 \alpha_{WW} + s_w^2 \alpha_{BB} + \frac{1}{2} c_w s_w \alpha_{WB} \right) \frac{v}{\Lambda^2}, \quad \zeta_W = 2 \alpha_{WW} \frac{v}{\Lambda^2}. \quad (2.45)$$

The first two quantities constitute important corrections to the production and decay of the Higgs boson. The last two corrections modify the tensorial structure of the SM Higgs–weak bosons coupling in a non-trivial way, which is discussed in detail in Section 2.7.3.

¹⁶Unlike m_Z and m_f , which are input parameters, the W mass is a prediction in terms of input parameters and HDO coefficients.

Standard Model loop-induced HDOs

In this section we compute the Standard Model loop-induced operators relevant for Higgs physics. These operators contain indirect modifications due to couplings modified by the HDOs considered in the previous subsection. We want to make sure that we do not double-count possible new physics contribution to the Higgs couplings. In order to have a well-defined HDO framework at loop-level, we should consider that the HDOs we present in Eqs. (2.29)–(2.33) are generated exclusively through new physics states at leading order, and enclose higher-order SM corrections only from irreducible loops.¹⁷ Hence, the modified SM loops are not included in the tree-level contributions computed in the previous subsection. Our strategy is thus to compute the one-loop corrections to $\mathcal{L}^{\text{tree}}$ using the couplings shown in Eq. (2.41).

The one-loop Lagrangian is parametrized as

$$\mathcal{L}^{1\text{-loop}} = \lambda_\gamma h (F_{\mu\nu})^2 + \lambda_g h (G_{\mu\nu})^2 + \lambda_{Z\gamma} h F_{\mu\nu} Z_{\mu\nu}. \quad (2.46)$$

Let us decompose these couplings according to the particle in the loop, $\lambda_i = \sum_X \lambda_i^X$. We find¹⁸

$$\lambda_\gamma^W = a_W \lambda_\gamma^{W,\text{SM}} = \frac{7}{2} \frac{g^2 s_w^2}{16\pi^2} \frac{a_W}{v} A_v(\tau_W), \quad (2.47)$$

$$\lambda_\gamma^f = c_f \lambda_\gamma^{f,\text{SM}} = -\frac{2}{3} N_f^c e_f^2 \frac{g^2 s_w^2}{16\pi^2} \frac{c_f}{v} A_f(\tau_f), \quad \lambda_g^f = c_f \lambda_g^{f,\text{SM}} = -\frac{1}{3} \frac{g_s^2}{16\pi^2} \frac{c_f}{v} A_f(\tau_f), \quad (2.48)$$

$$\begin{aligned} \lambda_{Z\gamma}^W = a_W \lambda_{Z\gamma}^{W,\text{SM}} = \frac{e^2}{16\pi^2} \frac{a_W}{v} t_w^{-1} & \left(2 [t_w^2 - 3] A_{Z\gamma}(\tau_W, \kappa_W) \right. \\ & \left. + \left[\frac{5 - t_w^2}{2} + \frac{1 - t_w^2}{\tau_W} \right] B_{Z\gamma}(\tau_W, \kappa_W) \right), \end{aligned} \quad (2.49)$$

$$\lambda_{Z\gamma}^f = -c_f \lambda_{Z\gamma}^{f,\text{SM}} = \frac{e^2}{16\pi^2} \frac{c_f}{v} N_f^c \frac{e_f^2 (T_f^{3L} - 2e_f s_w^2)}{s_w c_w} (B_{Z\gamma}(\tau_f, \kappa_f) - A_{Z\gamma}(\tau_f, \kappa_f)). \quad (2.50)$$

where N_f^c and e_f are the number of colors and the fraction of electric charge of the fermion running in the loop, respectively. We define $\tau_i = 4m_i^2/m_h^2$, $\kappa_i = 4m_i^2/m_Z^2$. The form factors A_i, B are given in Appendix B of [280]. They are defined so that in the decoupling limit, $A_{i,v} \rightarrow 1$ when $\tau \rightarrow \infty$, and $A_{Z\gamma} \rightarrow 1$, $B_{Z\gamma} \rightarrow 0$ when $\tau, \kappa \rightarrow \infty$.

Trilinear gauge boson vertices

The higher dimensional operators that we are considering also affect charged triple gauge boson vertices (TGV). In the parametrization of Ref. [290],

$$\mathcal{L}_{\text{TGV}} = -i e \kappa_\gamma F_{\mu\nu} W_\mu^- W_\nu^+ - i g c_w \kappa_Z Z_{\mu\nu} W_\mu^- W_\nu^+ - i g c_w g_1^Z [W_{\mu\nu}^+ W_\nu^- - W_{\mu\nu}^- W_\nu^+] Z_\mu, \quad (2.51)$$

¹⁷This last point is important for NLO QCD corrections, see Section 2.7.4.

¹⁸Note that in Eqs. (2.47)–(2.50) only the quantities with a tilde appear. Besides the modified Higgs couplings, the HDOs we consider only affect the couplings of the fermions to the W and Z bosons, precisely via the oblique parameters S and T . The latter would in fact only show up in $\lambda_{Z\gamma}^f$. However these corrections are subleading and rather small (few percents at most), so that it is safe to neglect them.

the deviations from the Standard Model can be expressed in terms of the HDO coefficients as follows:

$$\begin{aligned}\kappa_\gamma &= 1 + \frac{\alpha_{WB}}{2t_w} \frac{v^2}{\Lambda^2}, \\ \kappa_Z &= 1 - \left(\frac{s_w c_w}{(c_w^2 - s_w^2)} \alpha_{WB} + \frac{1}{4(c_w^2 - s_w^2)} [\alpha'_{D^2} + \alpha_D] \right) \frac{v^2}{\Lambda^2}, \\ g_1^Z &= 1 - \left(\frac{s_w}{2c_w(c_w^2 - s_w^2)} \alpha_{WB} + \frac{1}{4(c_w^2 - s_w^2)} [\alpha'_{D^2} + \alpha_D] \right) \frac{v^2}{\Lambda^2},\end{aligned}\tag{2.52}$$

where again some indirect effects from fixing input parameters were taken into account. Gauge invariance implies the relation $\kappa_Z = g_1^Z - (\kappa_\gamma - 1)t_w^2$ and one can check that it is indeed fulfilled. We then choose κ_γ and g_1^Z as independent couplings.

2.7.2 Data treatment

We exploit the results from Higgs searches at the LHC and at Tevatron as well as electroweak precision observables and trilinear gauge couplings. Starting from the Higgs searches, as in Section 2.6 we use the results given in the $(\mu(\text{ggF} + \text{ttH}, Y), \mu(\text{VBF} + \text{VH}, Y))$ plane when available. The values for the signal strengths in the various (sub)channels as reported by the experiments and used in this analysis, together with the estimated decompositions into production channels are given in Tables 2.10–2.12. Some of the decompositions into production channels are taken from [156]. In case of missing information, we take the relative ratios of production cross sections for an SM Higgs as a reasonable approximation, *i.e.* we assume that the experimental search is fully inclusive and compute the signal strength modified by HDOs accordingly. To this end, we use the latest predictions of the cross sections at the LHC [218] and at Tevatron [291]. In our analysis, the Higgs mass is set to $m_h = 125.5$ GeV (close to the combined mass measurement from the two experiments) since it is not yet possible to take it as a nuisance parameter without losing the correlations between production channels. We consider experimental measurements of the signal strengths as close as possible to this value.

We take into account the electroweak precision observables using the Peskin–Takeuchi S and T parameters [144, 145]. Beyond S and T , the W and Y parameters [293] should be used in the HDO framework. However we find that constraints arising from these parameters are by far subleading with respect to our other constraints. Experimental values of S and T are taken from the latest electroweak fit of the SM done by the Gfitter Group [104]: $S = 0.05 \pm 0.09$ and $T = 0.08 \pm 0.07$ with a correlation coefficient of 0.91. Regarding constraints on TGV, we take into account the LEP measurements [294]:

$$\begin{aligned}\kappa_\gamma &= 0.973_{-0.045}^{+0.044}, \\ g_1^Z &= 0.984_{-0.019}^{+0.022}.\end{aligned}\tag{2.53}$$

The global likelihood function is defined as the product of the likelihoods associated to the various observables,

$$L = L_{\text{Higgs}} \times L_{S,T} \times L_{\text{TGV}},\tag{2.54}$$

Channel	Signal strength μ	m_h (GeV)	Reduced efficiencies				
			ggF	VBF	WH	ZH	ttH
$h \rightarrow \gamma\gamma$ (4.8 fb $^{-1}$ at 7 TeV + 20.7 fb $^{-1}$ at 8 TeV) [123, 141]							
$\mu(\text{ggF} + \text{ttH}, \gamma\gamma)$	1.60 ± 0.41	125.5	100%	–	–	–	–
$\mu(\text{VBF} + \text{VH}, \gamma\gamma)$	1.94 ± 0.82	125.5	–	60%	26%	14%	–
$h \rightarrow ZZ$ (4.6 fb $^{-1}$ at 7 TeV + 20.7 fb $^{-1}$ at 8 TeV) [123, 143]							
$\mu(\text{ggF} + \text{ttH}, ZZ)$	1.51 ± 0.52	125.5	100%	–	–	–	–
$\mu(\text{VBF} + \text{VH}, ZZ)$	1.99 ± 2.12	125.5	–	60%	26%	14%	–
$h \rightarrow WW$ (4.6 fb $^{-1}$ at 7 TeV + 20.7 fb $^{-1}$ at 8 TeV) [142, 235]							
$\mu(\text{ggF} + \text{ttH}, WW)$	0.79 ± 0.35	125.5	100%	–	–	–	–
$\mu(\text{VBF} + \text{VH}, WW)$	1.71 ± 0.76	125.5	–	60%	26%	14%	–
$h \rightarrow b\bar{b}$ (4.7 fb $^{-1}$ at 7 TeV + 13.0 fb $^{-1}$ at 8 TeV) [123, 205]							
VH tag	-0.39 ± 1.02	125.5	–	–	64%	36%	–
$h \rightarrow \tau\tau$ (4.6 fb $^{-1}$ at 7 TeV + 13.0 fb $^{-1}$ at 8 TeV) [123]							
$\mu(\text{ggF} + \text{ttH}, \tau\tau)$	2.31 ± 1.61	125.5	100%	–	–	–	–
$\mu(\text{VBF} + \text{VH}, \tau\tau)$	-0.20 ± 1.06	125.5	–	60%	26%	14%	–

Table 2.10: ATLAS results, as employed in this analysis. The following correlations are included in the fit: $\rho_{\gamma\gamma} = -0.27$, $\rho_{ZZ} = -0.50$, $\rho_{WW} = -0.18$, $\rho_{\tau\tau} = -0.49$.

Channel	Signal strength μ	m_h (GeV)	Reduced efficiencies				
			ggF	VBF	WH	ZH	ttH
$h \rightarrow \gamma\gamma$ (5.1 fb $^{-1}$ at 7 TeV + 19.6 fb $^{-1}$ at 8 TeV) [149]							
$\mu(\text{ggF} + \text{ttH}, \gamma\gamma)$	0.49 ± 0.39	125	100%	–	–	–	–
$\mu(\text{VBF} + \text{VH}, \gamma\gamma)$	1.65 ± 0.87	125	–	60%	26%	14%	–
$h \rightarrow ZZ$ (5.1 fb $^{-1}$ at 7 TeV + 19.6 fb $^{-1}$ at 8 TeV) [150]							
$\mu(\text{ggF} + \text{ttH}, ZZ)$	0.99 ± 0.46	125.8	100%	–	–	–	–
$\mu(\text{VBF} + \text{VH}, ZZ)$	1.05 ± 2.38	125.8	–	60%	26%	14%	–
$h \rightarrow WW$ (up to 4.9 fb $^{-1}$ at 7 TeV + 19.5 fb $^{-1}$ at 8 TeV) [153, 208, 209, 237]							
0/1 jet	0.76 ± 0.21	125	97%	3%	–	–	–
VBF tag	$-0.05^{+0.74}_{-0.55}$	125.8	17%	83%	–	–	–
VH tag	$-0.31^{+2.22}_{-1.94}$	125.8	–	–	64%	36%	–
$h \rightarrow b\bar{b}$ (up to 5.0 fb $^{-1}$ at 7 TeV + 12.1 fb $^{-1}$ at 8 TeV) [153, 210, 211]							
$Z(\ell^-\ell^+)\text{h}$	$1.55^{+1.20}_{-1.07}$	125	–	–	–	100%	–
$Z(\nu\bar{\nu})\text{h}$	$1.79^{+1.11}_{-1.02}$	125	–	–	–	100%	–
$W(\ell\nu)\text{h}$	$0.69^{+0.91}_{-0.88}$	125	–	–	100%	–	–
ttH tag	$-0.80^{+2.10}_{-1.84}$	125.8	–	–	–	–	100%
$h \rightarrow \tau\tau$ (4.9 fb $^{-1}$ at 7 TeV + 19.4 fb $^{-1}$ at 8 TeV) [240]							
0/1 jet	$0.76^{+0.49}_{-0.52}$	125	76%	16%	4%	3%	1%
VBF tag	$1.40^{+0.60}_{-0.57}$	125	19%	81%	–	–	–
VH tag	$0.77^{+1.48}_{-1.43}$	125	–	–	64%	36%	–
$h \rightarrow Z\gamma$ (5.0 fb $^{-1}$ at 7 TeV + 19.6 fb $^{-1}$ at 8 TeV) [292]							
Inclusive	< 9.3 at 95% CL	125.5	87%	7%	3%	2%	1%

Table 2.11: CMS results, as employed in this analysis. The following correlations are included in the fit: $\rho_{\gamma\gamma} = -0.50$, $\rho_{ZZ} = -0.73$.

Channel	Signal strength μ	m_h (GeV)	Reduced efficiencies				
			ggF	VBF	WH	ZH	ttH
$h \rightarrow \gamma\gamma$ [214]							
Combined	$6.14^{+3.25}_{-3.19}$	125	78%	5%	11%	6%	–
$h \rightarrow WW$ [214]							
Combined	$0.85^{+0.88}_{-0.81}$	125	78%	5%	11%	6%	–
$h \rightarrow b\bar{b}$ [215]							
VH tag	$1.56^{+0.72}_{-0.73}$	125	–	–	62%	38%	–

Table 2.12: Tevatron results for up to 10 fb^{-1} at $\sqrt{s} = 1.96 \text{ TeV}$, as employed in this analysis.

where L_{Higgs} is the likelihood as given in Eq. (2.15). The likelihood associated to the measurement of an observable \hat{O} , given as a central value O and a symmetric uncertainty σ , is modeled by a normal law,

$$L_O \propto e^{-(O-\hat{O})^2/2\sigma^2}. \quad (2.55)$$

When uncertainties are asymmetric, we use the positive error bar if $(\hat{O} - O) > 0$, whereas we use the negative error bar if $(\hat{O} - O) < 0$. Finally, the CMS bound on the decay channel $h \rightarrow Z\gamma$ is implemented as a step function,

$$L_{\mu_{Z\gamma}} \propto \begin{cases} 1 & \text{if } \hat{\mu}_{Z\gamma} < 9.3, \\ 0 & \text{otherwise.} \end{cases} \quad (2.56)$$

We will now derive the deviations induced by the HDOs to the observables presented in Section 2.7.2. We first discuss the particular treatment of tensorial couplings. All formulas are given in the following section.

2.7.3 On weak bosons tensorial couplings

Because of electroweak symmetry breaking, the $W, Z \equiv V$ bosons generally couple to the Higgs through two different Lorentz structures. The coupling can be vectorial, $\propto g^{\mu\nu}$, or it can be tensorial with a vertex $\propto (g^{\mu\nu} - \frac{q_1^\mu q_2^\nu}{q_1 \cdot q_2})$, where q_1, q_2 are the momenta of the two gauge bosons. The leading SM couplings λ_W, λ_Z given in Eqs. (2.36) and (2.37) are vectorial. Tensorial couplings are generated only at one-loop and are $\mathcal{O}(\alpha) \sim 10^{-2}$.

Once HDOs are taken into account, the relative importance of the vectorial and tensorial terms is modified. On one hand vectorial couplings are rescaled by the coefficients $a_{W,Z}$. On the other hand new tensorial contributions ζ_W, ζ_Z are generated following Eq. (2.45). The amplitude associated to a hVV vertex (with the V 's possibly off-shell) is in general

$$\mathcal{M}(hVV)^{\lambda_1, \lambda_2} = e_{\lambda_1}^{\mu(*)} e_{\lambda_2}^{\nu(*)} \left(i a_V \lambda_V^{\text{SM}} g^{\mu\nu} - i 2 \zeta_V q_1 \cdot q_2 \left[g^{\mu\nu} - \frac{q_1^\mu q_2^\nu}{q_1 \cdot q_2} \right] \right), \quad (2.57)$$

where $\mathcal{M}^{0,0}$ and $\mathcal{M}^{\pm,\pm}$ are the longitudinal and transverse helicities amplitudes, respectively. Interferences among helicity amplitudes then determine angular distributions (see *e.g.* [295]).

In this work, we consider that the SM contribution to the tensorial coupling is small with respect to the one induced by new physics. The relative magnitude of the longitudinal and transverse amplitudes in case of a vectorial coupling is given by

$$r_v = \left| \frac{\mathcal{M}_v^{0,0}}{\mathcal{M}_v^{\pm,\pm}} \right| = \frac{|m_h^2 - q_1^2 - q_2^2|}{2|q_1||q_2|}, \quad (2.58)$$

while it is the inverse in case of a tensorial coupling,

$$r_t = \left| \frac{\mathcal{M}_t^{0,0}}{\mathcal{M}_t^{\pm,\pm}} \right| = \frac{2|q_1||q_2|}{|m_h^2 - q_1^2 - q_2^2|}. \quad (2.59)$$

The two vector bosons can be off-shell in the above expression, while the Higgs is on-shell.

As $r_v \neq r_t$, the two Lorentz structures imply generally different angular distributions. Moreover, even for unpolarized processes, the energy dependence in Eq. (2.57) is different for both contributions, such that also energy distributions are modified. Because of this different energy dependence, kinematic cuts prepared for the SM are generally unadapted to such a non-trivial modification. That is, in Eq. (2.1), $A \times \varepsilon \neq [A \times \varepsilon]_{\text{SM}}$. The consequences may be an incorrect estimation of the signal strength and of the Higgs mass. To perform an exact analysis, one should redo the fits to LHC data taking into account the modified Lorentz structure in the expected signal. Such work is clearly beyond the scope of our present study. Instead we will show that under reasonable approximations we can use $A \times \varepsilon = [A \times \varepsilon]_{\text{SM}}$ in the present analysis.

There are three processes sensitive to the ζ_V tensorial couplings in the context of the searches for the Higgs boson at around 125 GeV: the leading decay to weak bosons $h \rightarrow VV^*$, and the VBF and VH production modes. We now discuss how we treat these three tensorial contributions.

Decay into vector bosons

In the case of a light Higgs boson, the leading decay occurs with one of the V off the mass shell. The weak bosons then decay into fermions. For massless fermions, the kinematic bounds on the on-shell boson energy E_V are $m_V < E_V < (m_h^2 + m_V^2)/2m_h$ in the rest frame of the Higgs. Because of the V^* propagator, the lower bound $E_V = m_V$ is favored, implying that both weak bosons are preferentially produced at rest. Longitudinal and transverse amplitudes are then equally populated, $r_v = 1$. Therefore, one has $r_t = 1$ as well, such that one can see qualitatively that a tensorial contribution cannot radically modify angular distributions. This is confirmed with the exact angular and invariant mass distributions among leptons induced by pure vectorial and pure tensorial couplings [296, 297].¹⁹ In our study, the tensorial contributions are constrained to be subleading with respect to the vectorial contributions, such that the deviations induced on angular and invariant mass distributions can easily be smaller than the current statistical uncertainty. In addition, they could also be misidentified with the background. For example, in $h \rightarrow VV^*$, the distribution of the

¹⁹ Overall, the situation is much less striking than for a CP-violating contribution, which forbids the decay to the longitudinal polarization state.

most discriminant observable, “lepton-opposite Z momentum angle”, is very similar to the distribution of the irreducible background $q\bar{q} \rightarrow ZZ^*$ (see Fig. 3 in [298]).

Following what discussed above, we can reasonably assume that angular and invariant mass distributions are not affected by the presence of tensorial couplings given the current level of precision. Polarization of the on-shell V can thus be averaged, and we are left with a matrix element scaling as

$$|\mathcal{M}|^2 = |\mathcal{M}_v + \mathcal{M}_t|^2 \propto |a_V \lambda_V^{\text{SM}} - 2\zeta_V q_1 \cdot q_2|^2, \quad (2.60)$$

where q_1, q_2 are the momenta of the two vector bosons. In the Higgs rest frame, one has $q_1 \cdot q_2 = m_h E_V - m_V^2$, which is bounded as

$$m_V(m_h - m_V) < q_1 \cdot q_2 < \frac{m_h^2 - m_V^2}{2}. \quad (2.61)$$

The exact tensorial contributions to the total decay widths are given in Appendix C of [280]. We introduce the dimensionless positive quantity

$$\nu_{VV} = q_1 \cdot q_2 / m_h^2, \quad (2.62)$$

with $V \equiv W, Z$. Defining

$$\langle \nu_{VV} \rangle = \frac{\int \nu_{VV} \mathcal{M}_v \mathcal{M}_t^* dPS}{\int \mathcal{M}_v \mathcal{M}_t^* dPS}, \quad \langle \nu_{VV}^2 \rangle = \frac{\int \nu_{VV}^2 |\mathcal{M}|^2 dPS}{\int |\mathcal{M}|^2 dPS}, \quad (2.63)$$

the vector-tensor interference term will be $\propto \zeta_V \langle \nu_{VV} \rangle$ and the pure tensor contribution will be $\propto |\zeta_V|^2 \langle \nu_{VV}^2 \rangle$. For $m_h = 125.5$ GeV, $m_Z = 91$ GeV, $m_W = 80$ GeV, one gets $\langle \nu_{ZZ} \rangle = 0.2209$, $\langle \nu_{ZZ}^2 \rangle^{\frac{1}{2}} = 0.2211$, $\langle \nu_{WW} \rangle = 0.2653$, $\langle \nu_{WW}^2 \rangle^{\frac{1}{2}} = 0.2659$. In the following we will make the approximation $\langle \nu_{VV}^2 \rangle \approx \langle \nu_{VV} \rangle^2$.

VBF production mode

For the VBF process, both ATLAS and CMS apply hard cuts on the outgoing jets rapidities and their difference. The rapidity distributions of the two jets are similar in presence of a tensorial coupling, just like in the decay into two photons or in the production via gluon-gluon fusion, such that one can assume that cut efficiency is the same. The crucial change lies in the azimuthal angle ϕ_{jj} between the two tagging jets (see *e.g.* [295] and references therein). Indeed, both weak bosons are space-like, with virtualities considerably smaller than m_h^2 . Such values are favored to balance the space-like V and the outgoing jets virtualities. As a result one has typically $r_v \gg 1$, $r_t \ll 1$ *i.e.* vectorial and tensorial amplitudes are mostly longitudinal and transverse, respectively. Consequently, the ϕ_{jj} distribution is almost flat for a pure vectorial coupling, and strongly peaked at $\pi/2$ for a pure tensorial coupling. For a large enough HDO contribution to the tensorial coupling, an anomalous ϕ_{jj} distribution could thus be observed. However, this variable is not used for the selection of the events in the experimental analyses we consider. Therefore, the selection efficiencies are also suitable in the case of large tensorial contributions, and one has $\varepsilon_{\text{SM}} = \varepsilon_{\text{SM}+\text{HDO}}$. One can average over the polarizations, and the squared amplitude is then simply rescaled by a factor $|a_V \lambda_{VBF}^{\text{SM}} - 2\zeta_V q_1 \cdot q_2|^2$.

We still have to determine the magnitude of the tensorial contribution. In this process, the scalar product of the weak boson momenta $q_1.q_2$ is related to the incoming and outgoing quarks as $q_1.q_2 = m_h^2/2 + p_1.p_3 + p_2.p_4$. The outgoing quarks are highly energetic with respect to the amount of p_T they receive from the V fusion, such that one has $|\mathbf{p}_1| \simeq |\mathbf{p}_3|$ and $|\mathbf{p}_2| \simeq |\mathbf{p}_4|$. In terms of the p_T and rapidities of the outgoing quarks we have then

$$q_1.q_2 = \frac{m_h^2}{2} + |p_{T,3}|^2 \frac{1 + e^{-\eta_3}}{2} + |p_{T,4}|^2 \frac{1 + e^{-\eta_4}}{2}. \quad (2.64)$$

Without the tensorial contribution, the p_T distribution peaks typically at values smaller than m_V . The tails of the p_T distributions drop quickly for higher energies [299], with typically one jet at a time getting a large p_T [110]. One can thus assume $q_1.q_2 \approx m_h^2/2$ to a good approximation. Once the tensorial coupling is taken into account, a deviation from the expected SM distributions might be present in the high- p_T tails, as $q_1.q_2$ is enhanced at large p_T . However, as long as one counts the total number of events, *i.e.* the integral of the distribution, this enhancement of $q_1.q_2$ has a small weight and can be safely neglected. Finally, defining the dimensionless positive quantity

$$\nu_{\text{VBF}} = q_1.q_2/m_h^2, \quad (2.65)$$

with $V = W, Z$, we have thus $\nu_{\text{VBF}} \approx 1/2$ after phase space integration.

VH production mode

In the case of the associated production with an electroweak gauge boson, the scalar product of the momenta of the weak bosons is given by

$$q_1.q_2 = \frac{s + m_V^2 - m_h^2}{2}, \quad (2.66)$$

where \sqrt{s} is the partonic center-of-mass energy, which can much larger than $m_V + m_h$ at the LHC. Therefore, contrary to the two other processes, the product $q_1.q_2$ can be large. The tensorial contribution can then be substantially enhanced in this process, and lead to modifications of the angular distributions.

However, it turns out that for both polar and angular distributions, the angular effects can be neglected. We refer to [300] and references therein for the expressions. Although results are given for e^+e^- collisions, they can be trivially generalized in the case of the LHC. For the distribution of the polar angle of the vector boson in the laboratory frame, it is the longitudinal component of V which enters mainly, such that the tensorial contribution to the distribution is suppressed by an additional factor $\mathcal{O}(m_V^2/s)$. For the azimuthal distributions, the tensorial contributions can be sizable, but the whole distribution tends to be flat for $s \gg m_V^2$, with non-flat terms suppressed by powers of m_V/\sqrt{s} . As a result, although various pieces of angular information are used in event selection for this mode of production, we can safely neglect the angular effects of the tensorial coupling.

Concerning the magnitude of the tensorial contribution, it appears that it reduces to a simple rescaling $\propto \lambda_V^{\text{SM}} + 12\zeta_V m_V^2$ in the limit $s \gg m_V^2$. The rescaling is exact up to a subleading term $\mathcal{O}(12m_V^2/s) \approx 0.1$. To include the subleading s -dependent terms, an integration over the partonic density functions would be necessary.

2.7.4 Deviations caused by new physics

Higgs signal strengths

In all generality, efficiencies in the SM with and without HDOs are not necessarily the same, *i.e.* $A \times \varepsilon \neq [A \times \varepsilon]_{\text{SM}}$, because kinematic distributions can be modified in a non-trivial way by HDOs. The selection criteria calibrated on the SM expectations are then unadapted in such situation, which complicates the interpretation of the signal strengths. However, we have seen in Section 2.7.3 that one can safely ignore these possibilities of HDOs affecting the kinematic distributions, given the current precision of the experimental searches. It is therefore a good approximation to set $\varepsilon_{\text{SM+HDO}} = \varepsilon_{\text{SM}}$. Thus, for each signal strength, one can simply incorporate the contributions coming from the tensorial couplings in the rescaling of the Standard Model signal strength.

The gluon-gluon fusion process is modified both by the tree-level HDO contribution ζ_g and the anomalous Higgs-fermion couplings c_f . Keeping only the third generation, we get

$$\sigma_{\text{ggF}} = \sigma_{\text{ggF}}^{\text{SM}} \left| \frac{c_t \lambda_g^{t,\text{SM}} + c_b \lambda_g^{b,\text{SM}} + \zeta_g}{\lambda_g^{t,\text{SM}} + \lambda_g^{b,\text{SM}}} \right|^2. \quad (2.67)$$

Vector boson fusion is modified by the anomalous vectorial couplings $a_{W,Z}$ and by $\zeta_{W,Z}$. Denoting by $\lambda_{\text{VBF}}^{\text{SM}}$ the effective SM couplings, one has

$$\sigma_{\text{VBF}} = \sigma_{\text{VBF}}^{\text{SM}} \left| \frac{a_W \lambda_W^{\text{SM}} + a_Z \lambda_Z^{\text{SM}} - 2 \nu_{\text{VBF}} m_h^2 (\zeta_W + \zeta_Z)}{\lambda_W^{\text{SM}} + \lambda_Z^{\text{SM}}} \right|^2. \quad (2.68)$$

The parameter ν_{VBF} is defined in Section 2.7.3. We take $\nu_{\text{VBF}} = 1/2$. The associated production with an electroweak gauge boson is modified as

$$\sigma_{\text{VH}} = \sigma_{\text{VH}}^{\text{SM}} \left| \frac{a_V \lambda_V^{\text{SM}} + 12 \zeta_V m_V^2}{\lambda_V^{\text{SM}}} \right|^2, \quad (2.69)$$

where $V = W, Z$. Finally, the associated production with a $t\bar{t}$ pair is rescaled as

$$\sigma_{\text{ttH}} = |c_t|^2 \sigma_{\text{ttH}}^{\text{SM}}. \quad (2.70)$$

The decays of the Higgs boson into fermions are modified as

$$\Gamma_{ff} = |c_f|^2 \Gamma_{ff}^{\text{SM}}. \quad (2.71)$$

The tree-level decays to vector bosons are modified as

$$\Gamma_{VV} = \left| \frac{a_V \lambda_V^{\text{SM}} - 2 \zeta_V m_h^2 \langle \nu_{VV} \rangle}{\lambda_V^{\text{SM}}} \right|^2 \Gamma_{VV}^{\text{SM}}, \quad (2.72)$$

where the parameter $\langle \nu_{VV} \rangle$, defined in Eq. (2.63), encodes the modification of phase space integrals. Loop-induced decays are sensitive to more deviations,

$$\Gamma_{\gamma\gamma} = \Gamma_{\gamma\gamma}^{\text{SM}} \left| \frac{a_W \lambda_\gamma^{W,\text{SM}} + c_t \lambda_\gamma^{t,\text{SM}} + c_b \lambda_\gamma^{b,\text{SM}} + c_\tau \lambda_\gamma^{\tau,\text{SM}} + \zeta_\gamma}{\lambda_\gamma^{W,\text{SM}} + \lambda_\gamma^{t,\text{SM}} + \lambda_\gamma^{b,\text{SM}} + \lambda_\gamma^{\tau,\text{SM}}} \right|^2, \quad (2.73)$$

$$\Gamma_{Z\gamma} = \Gamma_{Z\gamma}^{\text{SM}} \left| \frac{a_W \lambda_{Z\gamma}^{W,\text{SM}} + c_t \lambda_{Z\gamma}^{t,\text{SM}} + c_b \lambda_{Z\gamma}^{b,\text{SM}} + c_\tau \lambda_{Z\gamma}^{\tau,\text{SM}} + \zeta_{Z\gamma}}{\lambda_{Z\gamma}^{W,\text{SM}} + \lambda_{Z\gamma}^{t,\text{SM}} + \lambda_{Z\gamma}^{b,\text{SM}} + \lambda_{Z\gamma}^{\tau,\text{SM}}} \right|^2. \quad (2.74)$$

In such cases, the tensorial couplings can compete with the SM effective couplings.

QCD radiative corrections

Many of the above described processes receive leading radiative corrections from QCD loops. For all the tree-level processes, the structure of loop diagrams is not modified by the insertion of HDOs, including the tensorial couplings, such that radiative corrections factorize up to higher order corrections. It is thus straightforward to take them into account, simply using the NLO predictions of σ^{SM} and Γ^{SM} .

The situation is more involved in the case of the loop-induced processes ($h \rightarrow \gamma\gamma$, $h \rightarrow Z\gamma$, and $gg \rightarrow h$) because this time the tensorial coupling is competing with the SM loops. Hence the effects of the ζ 's may be very large in these processes, such that it is important to properly take into account the radiative corrections. As stated in Section 2.7.1, the HDOs implicitly contain higher-order corrections from irreducible SM loops. These contributions therefore have to be taken into account for the SM effective couplings and not for the ζ couplings.²⁰

The processes $h \rightarrow \gamma\gamma$ and $h \rightarrow Z\gamma$ only receive virtual NLO QCD corrections. For $h \rightarrow \gamma\gamma$, we take into account the exact values of the correction factor to the quark effective couplings

$$\lambda_\gamma^{q,\text{SM}} = \lambda_\gamma^{q,\text{SM}}|_{\text{LO}} \left(1 + \frac{\alpha_s}{\pi} C_H(\tau_q) \right), \quad (2.75)$$

where the C_H function can be found in [110]. For $h \rightarrow Z\gamma$, one can take the correction in the heavy top limit as a good approximation [110],

$$\lambda_\gamma^{t,\text{SM}} = \lambda_\gamma^{t,\text{SM}}|_{\text{LO}} \left(1 - \frac{\alpha_s}{\pi} \right). \quad (2.76)$$

The situation is more subtle for the ggF process, because of the presence of important NLO real corrections. Introducing the tensorial coupling leads generally to non-trivial modifications of the integrals over parton densities for real emissions. However, in the heavy-top limit and neglecting the small bottom quark contribution, the QCD corrections to the SM loop and to the tensorial coupling ζ_g become similar and factorize. Adopting this fairly good approximation, the SM effective coupling are rescaled as

$$\lambda_g^{t,\text{SM}} = \lambda_g^{t,\text{SM}}|_{\text{LO}} \left(1 + \frac{11}{4} \frac{\alpha_s}{\pi} \right). \quad (2.77)$$

²⁰We are grateful to M. Spira for enlightening discussion on this subject.

S and T parameters

The electroweak precision observables are affected in the presence of the HDOs. At tree-level the S and T parameters are related to the HDO coefficients as follows:

$$\alpha S = \left(2 s_w c_w \alpha_{WB} + s_w^2 \alpha_D + c_w^2 \alpha'_D \right) \frac{v^2}{\Lambda^2}, \quad (2.78)$$

$$\alpha T = \left(-\frac{1}{2} \alpha'_{D^2} + \frac{1}{2} \alpha'_D \right) \frac{v^2}{\Lambda^2}. \quad (2.79)$$

Moreover, the SM loops are modified by the HDOs. The T parameter receives new divergent contributions from the modified SM couplings a_Z and a_W in Eq. (2.41). A quadratic divergence,

$$\alpha \Delta T = -\frac{\Lambda^2}{16 \pi^2 v^2} \frac{\alpha'_{D^2} v^2}{\Lambda^2}, \quad (2.80)$$

arises from custodial breaking [301]. Dropping other terms that are proportional to α'_D and α'_{D^2} (that already appear at tree-level) we can take the result from Ref. [168],

$$\alpha \Delta T = -\frac{3 e^2}{32 \pi^2 c_w^2} \left(\alpha_{D^2} - \frac{1}{2} \alpha_D \right) \frac{v^2}{\Lambda^2} \log \left(\frac{m_h}{\Lambda} \right). \quad (2.81)$$

Similarly, the S parameter receives corrections due to the modified Higgs coupling α_Z [168], hence it is expected to get new contributions proportional to α_{D^2} and α'_{D^2} . Finally, the tensor couplings ζ_V can also generate new SM loop contributions which have been given in Ref. [302],

$$\alpha \Delta S = \frac{e^2}{24 \pi^2} \left(\alpha_{D^2} + \frac{1}{2} \alpha'_{D^2} \right) \frac{v^2}{\Lambda^2} \log \left(\frac{m_h}{\Lambda} \right) + \frac{e^2}{2 \pi^2} (\alpha_{BB} + \alpha_{WW}) \frac{v^2}{\Lambda^2} \log \left(\frac{m_h}{\Lambda} \right). \quad (2.82)$$

Finally we neglect the constraints coming from the W and Y parameters [293] as they are expected to have a small impact on our results.

2.7.5 Bayesian setup and low- Λ scenario

Bayesian inference

We are working in the framework of Bayesian statistics (see [303] for an introduction). In this approach, a probability is interpreted as a measure of the degree of belief about a proposition. Our study lies in the domain of Bayesian inference, which is based on the relation

$$p(\theta|d, \mathcal{M}) \propto p(d|\theta, \mathcal{M}) p(\theta|\mathcal{M}), \quad (2.83)$$

where $\theta \equiv \{\theta_{1...n}\}$ are the parameters of the model \mathcal{M} , and d denotes the experimental data. The distribution $p(\theta|d, \mathcal{M})$ is the so-called posterior probability density function (PDF), $p(d|\theta, \mathcal{M}) \equiv L(\theta)$ is the likelihood function enclosing experimental data, and $p(\theta|\mathcal{M})$ is the prior PDF, which represents our a priori degree of belief on the parameters. The model \mathcal{M} is in our case the Standard Model extended with higher dimensional operators. The

likelihood is defined in Section 2.7.2 (see Eq. (2.54)) and the theoretical expressions for the HDO modified signal strengths are given in Section 2.7.4. The prior PDF is discussed in the next subsection.

The posterior PDF is the core of our results. Integrating the posterior over a subset λ of the parameter set $\theta \equiv \{\psi, \lambda\}$,

$$p(\psi|d, \mathcal{M}) \propto \int d\lambda p(\psi, \lambda|\mathcal{M}) L(\psi, \lambda), \quad (2.84)$$

leads to inference on the parameters ψ .

Also the notion of naturalness and fine-tuning are built-in [304] in the Bayesian approach. This is relevant for our study, in which precise (“fine-tuned”) cancellations between various HDO contributions can happen. Intrinsically, the regions of parameter space in which precise cancellations occur have a weak statistical weight, such that they are flushed away after integration. The results we will present can thus be considered as generic, *i.e.* free of improbable cancellations.

We will consider uniform (flat) priors for the quantities

$$\beta_i \equiv \alpha_i \frac{v^2}{\Lambda^2} \quad (2.85)$$

and demand $|\beta_i| < 1$. Moreover, we will fix the cutoff scale to be $\Lambda = 4\pi v$. In the following we will justify these choices and argue that it ensures in particular convergence of the HDO expansion as well as perturbativity of the UV theory, and minimizes the dependence on the choice of the HDO basis.

Priors and low- Λ scenarios

The prior distributions associated to our parameters is a key feature of Bayesian inference. We follow the “principle of indifference” [305, 306] that maximizes the objectiveness of the priors. Once a transformation law $\gamma = f(\theta)$ irrelevant for a given problem is identified, this principle let us find the most objective prior by identifying $p_\Theta \equiv p_\Gamma$ in the relation $p_\Theta(\theta)d\theta = p_\Gamma(\gamma)d\gamma$.

The cutoff scale Λ is given a logarithmically uniform PDF,

$$p(\Lambda) \propto \frac{1}{\Lambda}. \quad (2.86)$$

By doing so, all order of magnitudes are given the same probability density. Regarding the dimensionless coefficients α , note that the choice of the HDO basis should be irrelevant for the conclusions of our study. Given that coefficients in different basis are related through linear transformations, the most objective prior to associate to each α_i is the uniform PDF,²¹

$$p(\alpha_i) \propto 1. \quad (2.87)$$

²¹Here the principle of indifference sets the shape of the PDFs but does not set the bounds. One can see that ranges on α ’s are not conserved from one basis to another. In the scenario of democratic HDOs, this issue will be automatically solved, as one relies only on perturbativity of the HDO expansion to set the bounds on α ’s. In the scenario of loop suppressed \mathcal{O}_{FF} ’s, one takes advantage of a particular choice of basis, so the same argument does not apply in that case.

This choice of prior is well justified, however, one should keep in mind that other possibilities still exist.

Let us emphasize that in our general framework, the following hypotheses need to be scrutinized.

- Perturbativity of the HDO expansion, $|\alpha_i|/\Lambda^2 < \mathcal{O}(1/v^2)$,
- Perturbativity of the couplings expansions in the UV theory, $|\alpha_i| < \mathcal{O}(16\pi^2)$,
- HDO generation by loops,
- Custodial symmetry.

In the present work, we investigate scenarios of low-scale new physics, with values of Λ going up to $\mathcal{O}(4\pi v)$. We take custodial symmetry to be an exact symmetry of the theory. This forbids the presence of the operators \mathcal{O}'_{D^2} and \mathcal{O}'_D . As a consequence, one has $a_W = a_Z \equiv a_V$ and some contributions to the EW precision observables are suppressed including the potentially large quadratic divergence in T . Recall that \mathcal{O}_{WW} , \mathcal{O}_{WB} , and \mathcal{O}_{BB} are all independently custodially symmetric. This generally implies that processes involving the W and Z are not identically rescaled, for instance

$$\frac{\sigma_{WH}}{\sigma_{WH}^{\text{SM}}} \neq \frac{\sigma_{ZH}}{\sigma_{ZH}^{\text{SM}}}. \quad (2.88)$$

Our approach goes therefore beyond the fits involving pure rescalings induced by anomalous couplings.

Over this range of Λ , perturbativity of the HDO expansion is the dominant constraint as it requires $|\alpha_i| < \Lambda^2/v^2$ which automatically implies $|\alpha_i| < 16\pi^2$ and hence perturbativity of the couplings expansions in the UV theory.

When the HDOs are generated within a perturbative UV theory, none of the field strength–Higgs operators $\mathcal{O}_{FF} \equiv \mathcal{O}_{WW, WB, BB, GG}$ (see Eqs. (2.30) and (2.31)) can be generated at tree-level. Because of our appropriate choice of basis, these loop-generated HDOs are exactly the ones associated with the tensorial couplings $\zeta_{g,\gamma,Z\gamma}$. We will therefore distinguish between two scenarios, depending on whether or not the \mathcal{O}_{FF} ’s are loop suppressed with respect to the other HDOs. Given that tensorial couplings can play an important role, this distinction is particularly crucial. The two scenarios, denoted by I and II, are respectively dubbed “democratic HDOs” and “loop-suppressed \mathcal{O}_{FF} ’s”. The main features are summarized in Table 2.13. These two scenarios are generic, in the sense that they encompass all known UV models in addition to the ones not yet thought of. This implies that features predicted only by specific UV models—*e.g.* suppression of HDOs or precise cancellations between HDOs—will get a small statistical weight, as we consider the whole set of UV realizations. Finally, we emphasize that the interpretation of Λ as a true new physics scale also depends at which order the whole set of HDOs is generated. For instance, in the R -parity conserving MSSM, the whole set of HDOs is generated only at one-loop order, such that the actual NP scale should be $\mathcal{O}(4\pi\Lambda)$.

A parameterization particularly adapted to low- Λ scenarios is as follows. Defining the parameters

$$\beta_i = \alpha_i \frac{v^2}{\Lambda^2}, \quad (2.89)$$

	I) Democratic HDOs	II) Loop-suppressed \mathcal{O}_{FF} 's
Λ	$4\pi v$	$4\pi v$
β_{FF}	$[-1, 1]$	$[-1/16\pi^2, 1/16\pi^2]$
Other β	$[-1, 1]$	$[-1, 1]$

Table 2.13: Summary of the setup of the scan in the two scenarios we consider. The $\beta_{FF} \equiv \alpha_{FF} v^2 / \Lambda^2$ coefficients (where $FF = WW, WB, BB, GG$) correspond to the field-strength-Higgs operators. In both cases we take custodial symmetry to be an unbroken symmetry.

it follows that the β 's and Λ are independent, *i.e.* $p(\alpha_i, \Lambda) = p(\Lambda)p(\beta_i)$. The β 's prior is the uniform PDF over $[-1; 1]$, noted $U(\beta_i)$. The prior of Λ is $p(\Lambda) \propto \Lambda^{2n-1}$, where n is the number of β 's. In our case, $n = 9$ is large enough such that this prior is essentially peaked at Λ_{\max} , $p(\Lambda) \approx \delta(\Lambda - \Lambda_{\max})$. We have therefore

$$p(\alpha_i, \Lambda) = \delta(\Lambda - \Lambda_{\max}) U(\beta_1) \dots U(\beta_n). \quad (2.90)$$

This factorization allows us to marginalize over Λ , and to present our results in terms of β 's, which contain all the relevant information. A mild dependence on Λ will remain through loop-level $\mathcal{O}(\log \Lambda)$ terms in the S and T parameters, that will be discussed below. The fact that β 's prior is uniform and spans a constant range is essential to facilitate interpretation of the posterior PDFs. The fact that $\Lambda \approx \Lambda_{\max}$ is also useful, as it renders straightforward the evaluation of the few Λ -dependent terms.

This parameterization turns out to be convenient in order to extract information about HDOs in a scale independent way, up to a mild $\mathcal{O}(\log \Lambda_{\max})$ dependence. For example, for a given Λ , one can directly read the values of α 's on the β 's plot. Similarly, for given α 's, one can deduce the allowed Λ values from the plots. This parameterization is appropriate at low Λ , up to $\Lambda = \mathcal{O}(4\pi v)$. Beyond this scale, the bound from HDO perturbative expansion competes with the bound from the perturbative expansion of the couplings. Once the latter dominates, the features of factorization no longer hold.

The MCMC setup

We evaluate posterior PDFs by means of a Markov Chain Monte Carlo (MCMC) method. The basic idea of a MCMC is setting a random walk in the parameter space such that the density of points asymptotically reproduces the posterior PDF. Any marginalisation is then reduced to a summation over the points of the Markov chain. We refer to [303, 307] for details on MCMCs and Bayesian inference. Our MCMC method uses the Metropolis-Hastings algorithm with a symmetric, Gaussian proposal function. We run respectively 50 and 15 chains with $\mathcal{O}(10^8)$ iterations each for the democratic HDOs case and the loop-suppressed \mathcal{O}_{FF} 's case. Finally, we check the convergence of our chains using an improved Gelman and Rubin test with multiple chains [308]. The first 10^4 iterations are discarded (burn-in).

2.7.6 Inference on HDOs

In this section we present and analyze the posterior PDFs arising in our scenarios of democratic HDOs and loop-suppressed \mathcal{O}_{FF} 's, denoted by I and II, respectively. Our results will be shown in terms of the $\beta_i \equiv \alpha_i v^2 / \Lambda^2$ parameters, which encode information about the fundamental parameters. Recall that the β 's prior PDF is uniform, and that the β PDFs we show are valid for any value of the cutoff scale $\Lambda < \mathcal{O}(4\pi v)$, up to a mild $\log \Lambda$ dependence. Moreover, this parameterization sets $\Lambda \approx \Lambda_{\max}$. The posterior PDF we present is computed for $\Lambda = 4\pi v \approx 3 \text{ TeV}$. For smaller Λ , we expect the $\propto \log \Lambda$ constraints from ΔS and ΔT to mildly relax. We will comment below on this effect.

We will also discuss deviations from the SM cross sections and decay widths, defining

$$R_X = \frac{\sigma_X}{\sigma_X^{\text{SM}}}, \quad R_Y = \frac{\Gamma_Y}{\Gamma_Y^{\text{SM}}}, \quad R_{\text{width}} = \frac{\Gamma_h}{\Gamma_h^{\text{SM}}}, \quad (2.91)$$

where $X = \text{ggF, VBF, WH, ZH, ttH}$, and $Y = \gamma\gamma, ZZ, Z\gamma, WW, b\bar{b}, \tau\tau$. Note that the observables are the signal strengths $\mu(X, Y)$ rather than the individual R_X and R_Y .

We present one-dimensional PDFs of the fundamental parameters β_i for both scenarios in Fig. 2.38. Moreover, in Table 2.14 we report the 68% and 95% Bayesian credible intervals (BCIs) for these quantities. We also present the BCIs for the other, dependent quantities, *i.e.* the anomalous couplings a_V and c_f , the tensorial couplings ζ_i , and the various R 's.

One can first remark that all of our HDO coefficients except β_t and β_b are constrained enough to stay within the bound $|\beta_i| < 1$, as required for the convergence of the HDO expansion. Furthermore, the $\beta_{FF} \equiv \beta_{WW, WB, BB, GG}$ coefficients are $\mathcal{O}(0.01)$ in both scenarios. β_D and β_{WB} are strongly correlated in both scenarios as they appear in the S parameter at tree-level, see Eq. (2.78) (we recall that we fix $\alpha'_D = \alpha'_{D^2} = 0$ in order to preserve custodial symmetry). We thus have $2c_w \beta_{WB} \approx -s_w \beta_D$ as can be seen in Fig. 2.39. The TGV observables also involve β_D and β_{WB} (see Eq. (2.52)), and thus provide an independent constraint on β_D (or equivalently β_{WB}). The slight deficit in κ_γ and g_1^Z as measured by LEP, see Eq. (2.53), tend to favor positive (negative) β_{WB} (β_D). Finally, note that in scenario II the PDF of β_{WB} is limited to the $[-1/16\pi^2, 1/16\pi^2]$ range since we consider that the operator \mathcal{O}_{WB} is loop-suppressed. This in turn fixes the allowed range for β_D .

The β_{D^2} coefficient is allowed to deviate significantly from 0 as it only appears in loop contributions to S and T and in a_V . The probability of having $\beta_{D^2} > 0$ is 94% (90%) in scenario I (II) and comes from T , as well as VBF and VH production modes and $h \rightarrow VV$ decays. A value for $a_V > 1$ leads to a positive contribution to T , as well as an enhancement of the VBF and VH production processes, the $h \rightarrow VV^*$ decays, and also to the loop-induced decay rates, $h \rightarrow \gamma\gamma$ and $h \rightarrow Z\gamma$.

β_{WW} and β_{BB} are mainly constrained by the searches for $h \rightarrow \gamma\gamma$ and $h \rightarrow Z\gamma$ as they contribute to the tensorial couplings ζ_γ and $\zeta_{Z\gamma}$, see Eq. (2.43) and (2.44). Given the large allowed range for β_{WB} , a cancellation has to occur with β_{WW} and β_{BB} in order to achieve a $h \rightarrow \gamma\gamma$ rate compatible with experiment. As a result, negative values of β_{WW} and β_{BB} are favored. Moreover, β_{WW} is also constrained from VH production processes via the quantities ζ_V . In contrast β_{BB} and β_{WB} play no role for these measurements, as they are more strongly constrained by the other effects mentioned above. The contributions of β_{WW} and β_{BB} to S are up to $\mathcal{O}(0.03)$ and do not impact the PDFs. This effect is even smaller in scenario II,

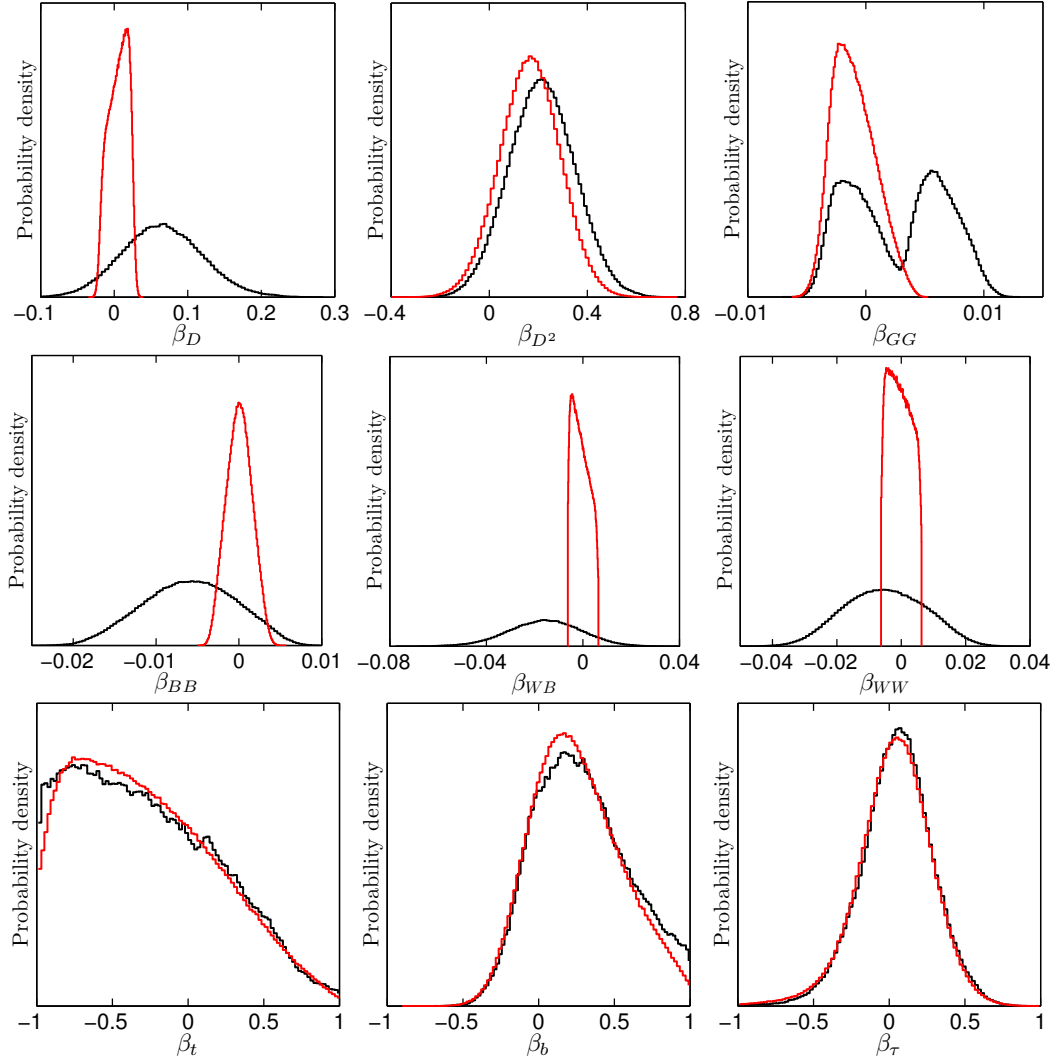


Figure 2.38: Posterior PDFs of the 9 fundamental parameters, $\beta_i \equiv \alpha_i v^2 / \Lambda^2$, in scenario I (black) and scenario II (red).

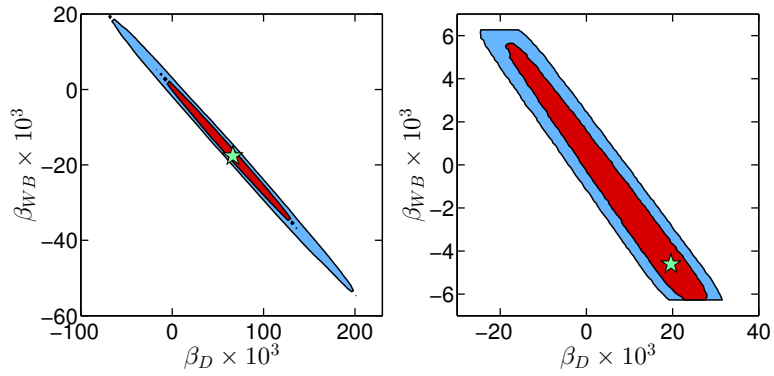


Figure 2.39: Posterior PDFs of β_{WB} versus β_D in scenario I (left) and scenario II (right). The red and blue regions correspond to the 68% and 95% Bayesian credible regions (BCRs). The green star indicates the maximum of our posterior PDF.

and is also smaller if we take $\Lambda < 4\pi v$ due to the $\log(m_h/\Lambda)$ factor in Eq. (2.82). We note that in scenario II the PDFs for β_{WW} and β_{WB} can easily reach the bounds set by the priors, while β_{BB} is more strongly constrained by the data. This is due to the fact that β_{BB} enters in ζ_γ with a coefficient roughly four times larger than the other two.

Finally, the Yukawa corrections parametrized by β_f ($f = t, b, \tau$) are much less constrained as they only contribute to the rescaling factors c_f , but account for most of the deviations of c_f from 1, such that we often have $|\beta_f| \gg |\beta_D/4|$ and thus $c_f \approx 1 + \beta_f$. It is worth noting that β_t has a fairly large probability of being close to -1 , which leads to small or vanishing c_t . The posterior PDF of c_t is shown in the left panel of Fig. 2.40.

In such case, one may wonder whether or not the preference for small c_t is due to a volume effect caused by the process of marginalization. To this end, we display in the right panel of Fig. 2.40 the profile likelihood for the parameter c_t , *i.e.* the likelihood for given c_t , maximized over all the other parameters. We conclude that in both scenarios, the preference for small c_t originates from the likelihood and not from a volume effect.²²

The shapes of the PDF and profile likelihood for c_t in Fig. 2.40 are in fact a direct consequence of the signal strength measurement $\mu(\text{ttH}, b\bar{b})$ by CMS [211], see Table 2.11. Notice that the latter is so far the only analysis sensitive to the ttH production mode. In spite of its large error, the low central value drives c_t efficiently to small values because of the relation $R_{\text{ttH}} = c_t^2$. Although small c_t decreases (increases) the value of R_{ggF} ($R_{\gamma\gamma}$), these changes can be compensated for without decreasing the likelihood. In the case $c_t \approx 0$, the gluon-gluon fusion (ggF) process is mainly driven by the tensorial coupling $\zeta_g \equiv \beta_{GG}/v$. We show in Fig. 2.41 the correlation between β_{GG} and β_t , which is needed to reproduce the observed ggF rate. For the decay $h \rightarrow \gamma\gamma$, we observe an increased rate $R_{\gamma\gamma} > 1$, which can be seen in Fig. 2.42. Indeed, in the SM the $h \rightarrow \gamma\gamma$ process is dominated by the W loops, and there is a destructive interference between the t and W contributions. Therefore, the suppression of c_t helps increasing $R_{\gamma\gamma}$. To better understand this enhanced rate, notice that naively combining the data in Table 2.10 – 2.12 one obtains $\mu(\text{ggF} + \text{ttH}, \gamma\gamma) = 1.05 \pm 0.28$ and $\mu(\text{VBF} + \text{VH}, \gamma\gamma) = 1.8 \pm 0.6$. It turns out that these different values are then realized with a slightly reduced R_{ggF} and an increased $R_{\gamma\gamma}$.

The PDF of β_b is asymmetric with a longer right tail. β_b appears mainly in the $h \rightarrow b\bar{b}$ decay rate, *i.e.* in $R_{b\bar{b}}$.²³ The reason of the asymmetry is the following: as the branching fraction $\mathcal{B}(h \rightarrow b\bar{b}) = 57\%$ in the SM, a deviation of β_b from 0 (hence c_b from 1) results in a sizable modification of the total width of the Higgs. Our signal strengths are expressed as $\hat{\mu}(X, b\bar{b}) = R_X R_{b\bar{b}}/R_{\text{width}}$ and contain a strong correlation between $R_{b\bar{b}}$ and R_{width} . As R_{width} significantly increases with $R_{b\bar{b}}$, the deviations from $\mu_{b\bar{b}} = 1$ are smaller than what we could naively expect, allowing large values of $R_{b\bar{b}}$, hence β_b . This explains the tails of the PDF of β_b .

The 1D and 2D PDFs of R_{width} are shown in the left panel of Fig. 2.43. It turns out that a large increase of R_{width} is not forbidden by the measurements of other channels, in which this effect is compensated by an increase of the decay or production rates, in particular ggF. The upper bound on R_{width} , $R_{\text{width}} \lesssim 3$, comes from the requirement $\beta_b < 1$.

In Fig. 2.44, we show the PDFs of the tensorial couplings ζ_γ , $\zeta_{Z\gamma}$, ζ_Z for scenario I.

²²We have also checked that no volume effects appear for any of the other posterior PDFs either.

²³ b quark contributions in the loop-induced processes (ggF, $\gamma\gamma$, $Z\gamma$) are small and can be disregarded.

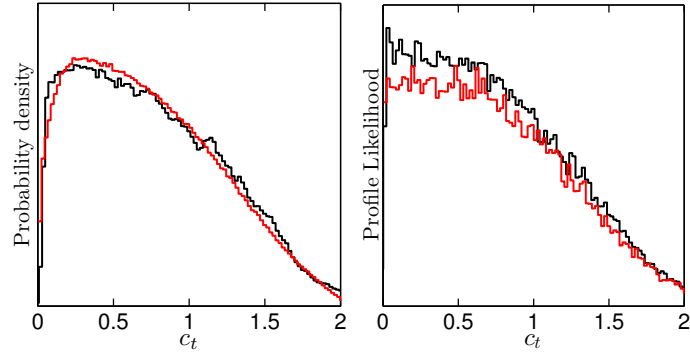


Figure 2.40: In the left panel, posterior PDF of c_t in scenario I (black) and scenario II (red). In the right panel, profile likelihood along the c_t axis in scenario I and scenario II (same color code).

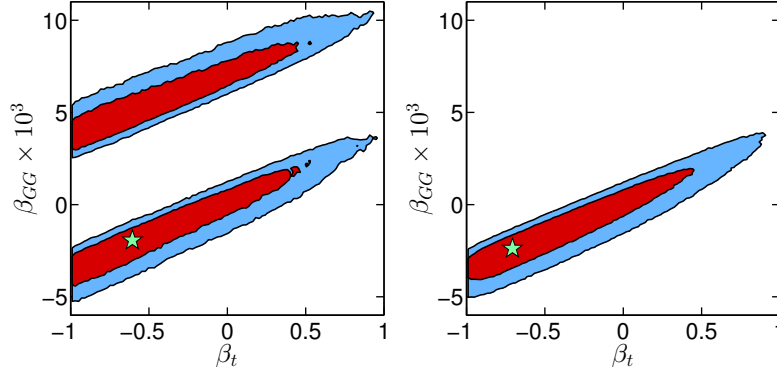


Figure 2.41: Posterior PDF of β_{GG} versus β_t in scenario I (left) and scenario II (right). Color code as in Fig. 2.39.

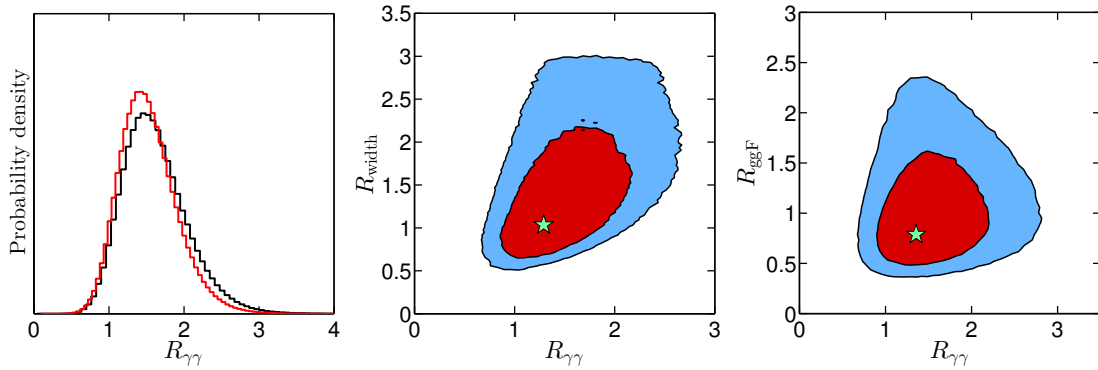


Figure 2.42: On the left, posterior PDF of $R_{\gamma\gamma}$ in scenario I (black) and scenario II (red). Also shown are the 2D posterior PDFs of R_{width} versus $R_{\gamma\gamma}$ (middle) and R_{ggF} versus $R_{\gamma\gamma}$ (right) in scenario I. Color code as in the previous figure.

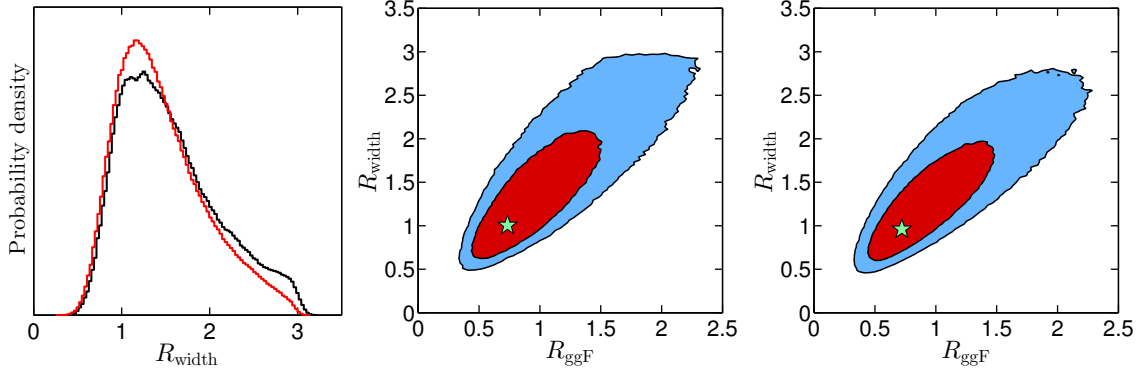


Figure 2.43: In the left panel, posterior PDF of $R_{\text{width}} = \Gamma_h/\Gamma_h^{\text{SM}}$ in scenario I (black) and scenario II (red). Also shown is the 2D posterior PDF of R_{width} versus R_{ggF} in scenario I (middle) and scenario II (right). Color code as in the previous figures.

The PDF of ζ_γ is constrained to small values in order to have the correct $H \rightarrow \gamma\gamma$ rate. The PDF of $Z\gamma$ is much broader because of the weak experimental sensitivity to the $Z\gamma$ rate. The distribution for ζ_Z (and similarly ζ_W) is mainly due to indirect effects on the fundamental parameters β_{VV} ($\gamma\gamma$ and $Z\gamma$ rates, as well as TGVs) rather than because of direct experimental constraints. Notice that even with the assumption of custodial symmetry (which enforces $a_W = a_Z$), Eq. (2.69) allows the rates for associated production to be different for Z and W because of the contribution of the tensorial couplings. It turns out that ζ_W and ζ_Z can be large enough in scenario I to induce a substantial deviation from $R_{\text{WH}} = R_{\text{ZH}}$. This is shown in Fig. 2.45. This effect is also present in scenario II to a lesser extent.

In scenario I, we observe two peaks of opposite signs for the tensorial couplings ζ_g and ζ_γ . These features appear because of the competition between the tree-level $\zeta_{g,\gamma}$ and the loop-level SM couplings in the ggF and diphoton amplitudes. In addition to the classical region where ζ adds up to the SM coupling and cannot be very large, regions with $\zeta = \mathcal{O}(-2\lambda^{\text{SM}})$ are also allowed. Note that ζ_γ is a linear combination of β_{WW} , β_{WB} , β_{BB} , but that the two ζ_γ peaks cannot be seen in the PDFs of these parameters. These four regions do not show up in scenario II, because the ζ_i are loop-suppressed and thus cannot be large enough to cancel the SM couplings.

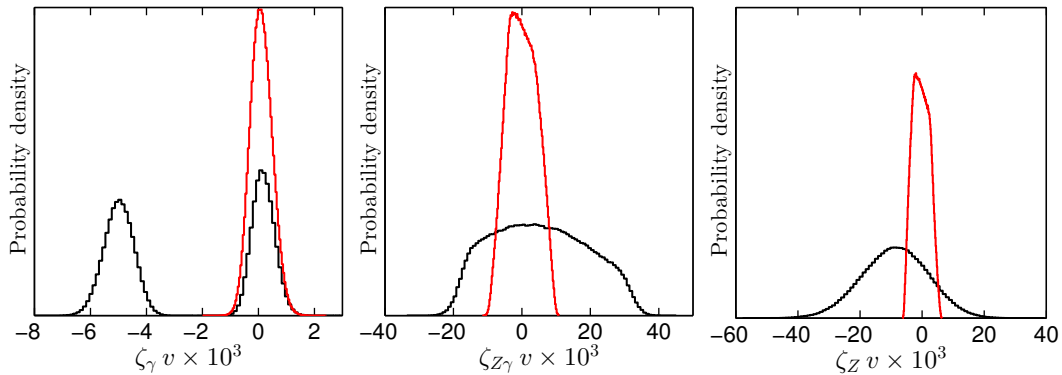


Figure 2.44: Posterior PDFs of ζ_γ , $\zeta_{Z\gamma}$, and ζ_Z in scenario I (black) and scenario II (red).

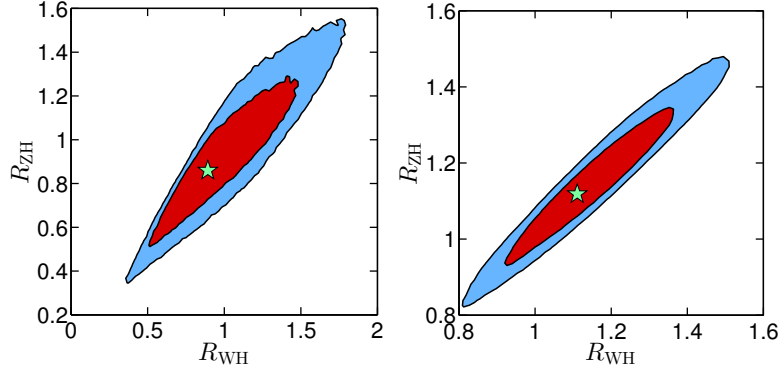


Figure 2.45: Posterior PDF of R_{ZH} versus R_{WH} in scenario I (left) and scenario II (right). Color code as in the previous figures.

A feature of the PDF of $\zeta_{Z\gamma}$ is that, in spite of the various constraints on β_{WW} , β_{WB} , and β_{BB} , the $Z\gamma$ rate can still be considerably enhanced. The shape of the $\zeta_{Z\gamma}$ PDF is mainly constrained by the CMS bound $\hat{\mu}_{Z\gamma} < 9.3$ in scenario I, while indirect constraints from the S parameter and trilinear gauge vertices dominate in scenario II. In the enhanced rate, the HDO contribution dominates, such that $R_{Z\gamma}$ is mostly proportional to $(\zeta_{Z\gamma})^2$. This happens in scenario I, but also in scenario II although the ζ_i are smaller. The PDF of the ratio $R_{Z\gamma}$ can be seen in Fig. 2.46. The 95% Bayesian credible intervals are $[0, 12.0]$ for scenario I and $[0, 4.3]$ for scenario II. As large deviations are allowed in this channel within this framework, it is therefore particularly promising for the discovery of a NP signal.

In scenario I, $\zeta_{Z\gamma}$ is sufficiently large to cancel the SM coupling, such that enhancement with both signs of $\zeta_{Z\gamma}$ is realized. In contrast, for scenario II, only the branch with constructive interference $\zeta_{Z\gamma} < 0$ can enhance $R_{Z\gamma}$. In both scenarios, $\zeta_{Z\gamma}$ can cancel the SM coupling, such that having a small or vanishing $R_{Z\gamma}$ is also possible.²⁴

Finally, we compute the signal strength of $h \rightarrow Z\gamma$ in case of a fully inclusive analysis at the LHC. The PDFs are shown in the right panel of Fig. 2.46 for both scenarios. In scenario I, the distribution reaches the CMS 95% C.L. bound $\hat{\mu}_{Z\gamma} < 9.3$, while it vanishes before in scenario II. The 68% and 95% BCIs are $[0, 3.6]$, $[0, 8.1]$ in scenario I and $[0, 1.6]$, $[0, 3.2]$ in scenario II.

Given that the 13/14 TeV LHC has a good potential to constrain the $h \rightarrow Z\gamma$ rate, one may wonder about the impact of a more precise measurement on our results. Therefore, we investigate the possibility of having $\hat{\mu}_{Z\gamma} < 2$ at 95% CL, and we implement this bound as a step function.²⁵ It mainly results in a better determination of β_{BB} and β_{WW} in both scenarios, as can be seen in Fig. 2.47. This new limit has an effect on the Higgs phenomenology in scenario I only. It leads to a slightly better prediction of R_{WH} : the 95% BCI is $[0.7, 1.5]$, instead of $[0.5, 1.7]$ when we take into account the current limit on $h \rightarrow Z\gamma$.

²⁴We do not focus on this aspect as the direct searches at the LHC are still far from this level of precision. The shape of the $R_{Z\gamma}$ PDF follows the distribution of $|\zeta_{Z\gamma} + \lambda_{Z\gamma}|^2$, which presents a peak in 0. Schematically, for a uniform distribution of $\zeta_{Z\gamma}$, the peak behaves as $\zeta_{Z\gamma}^{-1/2}$. One can observe a similar behaviour for R_{ttH} .

²⁵Note that the relative SM production rates $\sigma_X^{\text{SM}} / \sum_X \sigma_X^{\text{SM}}$ do not change significantly between 8 TeV and 14 TeV. Thus, assuming a fully inclusive analysis, we can take the decomposition into production channels as given in Section 2.7.2, Table 2.11.

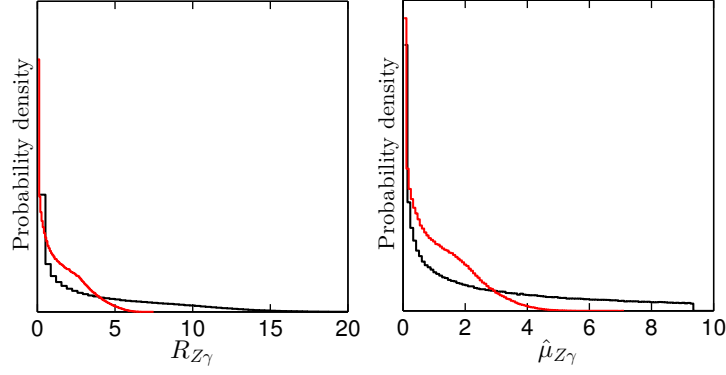


Figure 2.46: Posterior PDFs of $R_{Z\gamma} \equiv \Gamma(h \rightarrow Z\gamma)/\Gamma^{\text{SM}}(h \rightarrow Z\gamma)$ (left) and $\hat{\mu}_{Z\gamma}$ (right) in scenario I (black) and scenario II (red).

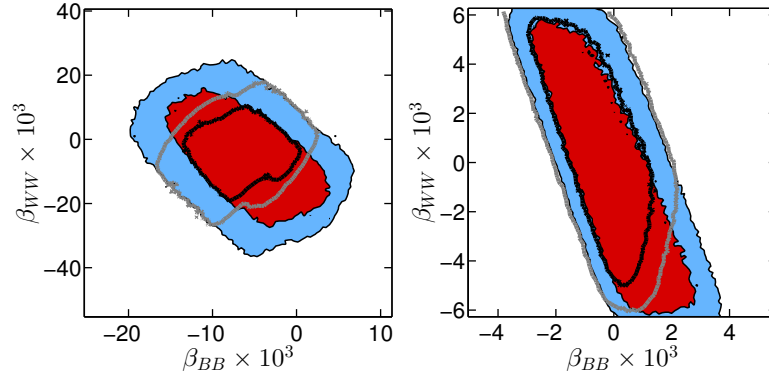


Figure 2.47: Posterior PDF of β_{WW} versus β_{BB} in scenario I (left) and scenario II (right). The red and blue regions correspond to the 68% and 95% BCRs from the current measurements, while the black and gray contours correspond to the 68% and 95% BCRs assuming in addition that $\hat{\mu}_{Z\gamma} < 2$.

2.7.7 Conclusions

In this section, we used a complete basis of dimension-six operators encoding NP effects in an effective Lagrangian in which all tensorial couplings are taken into account. The basis was chosen such that field-strength-Higgs operators (\mathcal{O}_{FF}) are exactly mapped into tensorial couplings. In this basis it is straightforward to study the well-motivated hypothesis of loop-suppression of these operators.

The data taken into account in our analysis are the whole set of results from ATLAS and CMS, including all available correlations, as well as Tevatron data. Trilinear gauge vertices measurements and constraints on electroweak precision observables are also included in our study.

It turns out that weak bosons tensorial couplings can in principle modify non-trivially the kinematic structure of the VBF, VH and $h \rightarrow VV$ processes, and thus the efficiency of the kinematic selections. Scrutinizing the experimental analyses, we find that one can consider unchanged kinematic cuts efficiencies for the rates of these processes to a good

approximation. The effect of tensorial couplings is crucial in the ggF, $h \rightarrow \gamma\gamma$, $h \rightarrow Z\gamma$ processes, where they compete with the one-loop SM couplings. In our predicted rates, leading loop corrections are taken into account, consistently with respect to the loop-level HDO framework.

In order to put constraints on the higher dimensional operators we consider, we carry out a global analysis in the framework of Bayesian inference. We find this approach particularly appropriate as it deals with weakly constrained problems and naturally takes into account fine-tuning, such that the results we present are free of improbable, *i.e.* fine-tuned, cancellations. Markov Chain Monte Carlo techniques are used to perform the numerical integrations.

Our analysis is centered on new physics arising at $\lesssim 3$ TeV. It allows us to express our results in terms of $\beta_i \equiv \alpha_i v^2/\Lambda^2$, *i.e.* to factorize the effect of the coefficients α_i and of the scale of new physics Λ . Among other things, this parameterization is Λ -independent up to a small $\log \Lambda$ dependence. Distributions of HDO coefficients at any low Λ can be easily mapped from our results. Two general scenarios are considered: I) democratic HDOs, where the coefficients of all the dimension-six operators are essentially unconstrained, and II) loop-suppressed \mathcal{O}_{FF} 's, where the field-strength–Higgs operators are loop suppressed with respect to the other HDOs.

We find overall a substantial amount of freedom in both of these scenarios. For instance, the coupling to the top quark still allows for $\mathcal{O}(1)$ deviations, while the couplings to bottom and tau are slightly more constrained. We report in both scenarios a large and natural region at small or vanishing c_t , favored by goodness of fit, which we trace back to the slight deficit observed in the $b\bar{b}$ channel with the ttH production mode, as reported by CMS. Regarding the couplings of the vector bosons, we find that only small deviations are allowed, of the order of 10%–20%. Despite the fact that the inclusive rate of the $h \rightarrow \gamma\gamma$ channel is close to one, we observe a slightly enhanced $R_{\gamma\gamma} = \Gamma_{\gamma\gamma}/\Gamma_{\gamma\gamma}^{SM}$, with the 95% Bayesian credible interval (BCI) for $R_{\gamma\gamma}$ given by $[0.8, 2.5]$ ($[0.8, 2.3]$) in scenario I (II). Correlations with $R_{\text{width}} = \Gamma_h/\Gamma_h^{SM}$ as well as the deviations of the various production modes from the SM are then identified to be responsible for fitting the experimental signal strengths. We also find that an enhanced coupling to the b quark is likely, leading to a larger total width, with the 95% BCI for R_{width} given by $[0.7, 2.7]$ ($[0.6, 2.5]$) in scenario I (II). A strong correlation with R_{ggF} exists and makes the predicted signal strengths compatible with the data.

Overall, it appears that the tensorial couplings play a crucial role in the SM loop-induced processes. In particular, after taking into account all the constraints we find that the Higgs boson decay width into $Z\gamma$ can be enhanced by up to a factor 12 (4) in scenario I (II), within 95% BCI. Conversely, future measurements in the $Z\gamma$ channel will provide important bounds on the coefficients of the higher dimensional operators we consider.

	scenario I		scenario II	
	68% BCI	95% BCI	68% BCI	95% BCI
$\beta_D \times 10^3$	[10, 120]	[-50, 180]	[-6, 23]	[-19, 26]
$\beta_{D^2} \times 10^3$	[70, 350]	[-50, 480]	[40, 290]	[-90, 400]
$\beta_t \times 10^3$	[-1000, 110]	[-1000, 610]	[-930, 10]	[-1000, 590]
$\beta_b \times 10^3$	[-10, 530]	[-220, 930]	[-110, 500]	[-280, 860]
$\beta_\tau \times 10^3$	[-170, 300]	[-420, 510]	[-190, 270]	[-450, 510]
$\beta_{GG} \times 10^3$	[-3.2, 8.0]	[-4.0, 9.6]	[-3.3, 0.6]	[-4.2, 2.7]
$\beta_{WW} \times 10^3$	[-19, 7]	[-30, 18]	[-5.6, 2.3]	[-6.0, 5.6]
$\beta_{WB} \times 10^3$	[-32, 1]	[-49, 13]	[-6.0, 1.6]	[-6.3, 5.3]
$\beta_{BB} \times 10^3$	[-12, 0]	[-17, 4]	[-1.7, 1.6]	[-2.9, 3.0]
a_V	[1.02, 1.15]	[0.96, 1.21]	[1.02, 1.14]	[0.96, 1.20]
c_t	[0.05, 1.14]	[0.03, 1.63]	[0.06, 1.01]	[0.04, 1.60]
c_b	[0.90, 1.54]	[0.79, 1.96]	[0.89, 1.50]	[0.72, 1.86]
c_τ	[0.84, 1.31]	[0.58, 1.53]	[0.81, 1.27]	[0.55, 1.51]
$\zeta_g v \times 10^3$	[-3.2, 8.0]	[-4.0, 9.6]	[-3.3, 0.6]	[-4.2, 2.7]
$\zeta_\gamma v \times 10^3$	[-5.5, 0.5]	[-6.1, 0.9]	[-0.33, 0.46]	[-0.69, 0.86]
$\zeta_{Z\gamma} v \times 10^3$	[-13, 18]	[-18, 30]	[-4.9, 4.4]	[-7.6, 7.9]
$\zeta_Z v \times 10^3$	[-20, 2]	[-31, 11]	[-3.4, 2.3]	[-5.1, 4.4]
$\zeta_W v \times 10^3$	[-39, 15]	[-59, 37]	[-11, 5]	[-12, 11]
R_{ggF}	[0.6, 1.3]	[0.5, 2.0]	[0.6, 1.3]	[0.4, 2.0]
R_{VBF}	[1.0, 1.4]	[0.9, 1.6]	[1.0, 1.3]	[0.9, 1.4]
R_{WH}	[0.7, 1.3]	[0.5, 1.7]	[1.0, 1.3]	[0.9, 1.4]
R_{ZH}	[0.7, 1.2]	[0.5, 1.5]	[1.0, 1.3]	[0.9, 1.4]
R_{ttH}	[0.02, 1.0]	[0.02, 2.6]	[0, 0.9]	[0, 2.5]
$R_{\gamma\gamma}$	[1.1, 1.9]	[0.8, 2.5]	[1.1, 1.8]	[0.8, 2.3]
$R_{Z\gamma}$	[0, 5.2]	[0, 12.0]	[0, 2.2]	[0, 4.3]
R_{ZZ}	[1.0, 1.3]	[0.9, 1.5]	[1.0, 1.3]	[0.9, 1.4]
R_{WW}	[1.0, 1.3]	[0.9, 1.5]	[1.0, 1.3]	[0.9, 1.4]
$R_{b\bar{b}}$	[0.7, 2.2]	[0.5, 3.6]	[0.7, 2.1]	[0.4, 3.3]
$R_{\tau\tau}$	[0.6, 1.6]	[0.3, 2.2]	[0.6, 1.5]	[0.2, 2.1]
R_{width}	[0.8, 1.9]	[0.7, 2.7]	[0.8, 1.8]	[0.6, 2.5]

Table 2.14: 68% and 95% Bayesian credible intervals (BCIs) for the democratic HDOs case (scenario I) and for the loop-suppressed \mathcal{O}_{FF} 's case (scenario II).

2.8 The phenomenological MSSM in view of the 125 GeV Higgs data

So far, in this chapter we have seen the impact of the LHC Higgs measurements on effective parameterizations of new physics. While the impact on models with extended Higgs sectors was examined in Sections 2.5.4 and 2.6.4 for the 2HDM, and in Section 2.6.5 for the IDM, it remained largely restricted to the properties of the Higgs boson with mass around 125 GeV. In particular, the other physical Higgs states were ignored and other phenomenological aspects, such as the viability of possible dark matter candidates, were not explored. In this section, a complete study of the phenomenological MSSM (pMSSM), a 19-dimensional parametrization of the weak-scale Lagrangian of the MSSM (see Section 1.3.2), will be presented.

In the MSSM, a light Higgs mass of the order of 125 GeV requires that stops be either very heavy or near-maximally mixed (see, *e.g.*, Refs. [77,78]). In addition to a modification of the electroweak symmetry breaking sector by the presence of a second Higgs doublet, the MSSM predicts a wealth of new particles that couple to the light Higgs boson. These can, depending on their masses and mixings, modify the Higgs couplings and consequently the production and decay rates of the Higgs boson in various channels. It is thus interesting to ask whether, besides the measured Higgs mass, the Higgs signal strengths provide constraints on the MSSM and may thus be used as a guide for where to look for SUSY.

Indeed, the apparent excess in the diphoton channel reported by both ATLAS and CMS in 2012 [99,100] motivated scenarios with light staus in the MSSM [309] or small $\tan\beta$ /large λ in the next-to-MSSM [310,311] (see also [312,313]). As we saw in Section 2.6, this drastically changed with the updated results presented at the Moriond 2013 conference and thereafter, which point towards a very SM-like Higgs boson, without the need of any modifications of the couplings due to new, beyond-the-SM particles.

The implications of the latest Higgs data for the MSSM were discussed recently in [314,315]. Ref. [314] concentrated on describing (the consequences for) the heavy Higgs states in the limit of heavy SUSY particles; the best coupling fit was found at low $\tan\beta$, $\tan\beta \approx 1$, with a not too high CP-odd Higgs mass of $m_A \approx 560$ GeV. Ref. [315] analyzed the consequences of the SUSY null-searches on the one hand and of the measurements of the Higgs properties on the other hand based on flat random scans of the so-called phenomenological MSSM (pMSSM) with the conclusion that SUSY searches and Higgs boson properties are to a very good approximation orthogonal. More concretely, Ref. [315] concluded that Higgs coupling measurements at the 14 TeV LHC, and particularly at a 500 GeV International Linear Collider (ILC), will be sensitive to regions of the pMSSM space that are not accessible to direct SUSY searches.

In this section, we follow a different approach. Performing a Bayesian analysis of the pMSSM parameter space by means of a Markov Chain Monte Carlo analysis (as in Section 2.7), we investigate how the latest LHC results on the properties of the 125 GeV Higgs state impact the probability distributions of the pMSSM parameters, masses and other observables. In doing so, we take into account Higgs measurements as in Section 2.6, on top of constraints from LEP searches and low-energy observables. In addition, we explore consequences for our probability distributions from the latest dark matter constraints and discuss prospects for measurements of the Higgs signal at the next run of the LHC at 13–14 TeV.

Our results are orthogonal and directly comparable to the pMSSM interpretation of the CMS SUSY searches [316, 317].

This work was done in collaboration with John F. Gunion, Sabine Kraml and Sezen Sekmen. The rest of the section will reproduce results from the paper “The phenomenological MSSM in view of the 125 GeV Higgs data”, Ref. [318], that was submitted to arXiv on December 25, 2013 and published in PRD in March 2014. It was also summarized in a contribution to proceedings of the DIS 2014 conference [319].

2.8.1 Analysis

Definition of the phenomenological MSSM (pMSSM)

The purpose of this study is to assess what current Higgs data tell us, and do not tell us, about the MSSM at the weak scale, without any assumption as to the SUSY-breaking scheme. A priori, the weak-scale MSSM has 120 free parameters, assuming that R -parity is conserved (to avoid proton decay and to ensure that the lightest SUSY particle, the lightest supersymmetric particle (LSP), is stable) and assuming that the gravitino is heavy. This is clearly too much for any phenomenological study. However, most of these parameters are associated with CP-violating phases and/or flavor changing neutral currents (FCNC), which are severely constrained by experiment. A few reasonable assumptions about the flavor and CP structure therefore allow us to reduce the number of free parameters by a factor 6, without imposing any SUSY-breaking scheme. Working with parameters defined at the weak scale is indeed of great advantage for our purpose, because models of SUSY breaking always introduce relations between the soft terms that need not hold in general.

Concretely, the only generic way to satisfy very strong constraints on CP violation is to take all parameters to be real. FCNC constraints are satisfied in a generic way by taking all sfermion mass matrices and trilinear couplings to be flavor-diagonal. As a further simplification, the various independent sfermion masses for the 2nd generation are taken to be equal to their counterparts for the 1st generation. Regarding the trilinear A -terms of the first two generations, these only enter phenomenology multiplied by the associated very small Yukawa couplings and are thus not experimentally relevant unless unreasonably large. Only the 3rd generation parameters A_t , A_b and A_τ have observational impact.

This leaves us with 19 real, weak-scale SUSY Lagrangian parameters—the so-called p(henomenological) MSSM [75]. As mentioned, the pMSSM captures most of the phenomenological features of the R -parity conserving MSSM and, most importantly, encompasses and goes beyond a broad range of more constrained SUSY models. The free parameters of the pMSSM are the following:

- the gaugino mass parameters M_1 , M_2 , and M_3 ;
- the ratio of the Higgs vacuum expectation values (vevs), $\tan \beta = v_2/v_1$;
- the higgsino mass parameter μ and the pseudo-scalar Higgs mass m_A ;
- 10 sfermion mass parameters $m_{\tilde{F}}$, where $\tilde{F} = \tilde{Q}_1, \tilde{U}_1, \tilde{D}_1, \tilde{L}_1, \tilde{E}_1, \tilde{Q}_3, \tilde{U}_3, \tilde{D}_3, \tilde{L}_3, \tilde{E}_3$ (with 2nd generation sfermion masses equal to their 1st generation counterparts, *i.e.* $m_{\tilde{Q}_1} \equiv m_{\tilde{Q}_2}$, $m_{\tilde{L}_1} \equiv m_{\tilde{L}_2}$, *etc.*), and

- the trilinear couplings A_t , A_b and A_τ ,

in addition to the SM parameters. To minimize theoretical uncertainties in the Higgs sector, these parameters are conveniently defined at the scale $M_{\text{SUSY}} \equiv \sqrt{m_{\tilde{t}_1} m_{\tilde{t}_2}}$, often also referred to as the EWSB scale.

The pMSSM parameter space is constrained by a number of theoretical requirements. In particular, the Higgs potential must be bounded from below and lead to consistent EWSB, and the sparticle spectrum must be free of tachyons. Moreover, in this study, we require that the LSP is the lightest neutralino, $\tilde{\chi}_1^0$. These requirements we refer to as theoretical constraints. Note that we do not check for charge and/or color breaking minima beyond warnings from the spectrum generator; this could be done, *e.g.*, using *Vevacious* [320], but would require too much CPU time for this study.

Construction of the pMSSM prior

We perform a global Bayesian analysis that yields posterior probability densities of model parameters, masses and observables. We allow the pMSSM parameters to vary within the following ranges:

$$\begin{aligned} -3 \text{ TeV} &\leq M_1, M_2, \mu \leq 3 \text{ TeV}; \\ 0 &\leq M_3, m_{\tilde{F}}, m_A \leq 3 \text{ TeV}; \\ -7 \text{ TeV} &\leq A_t, A_b, A_\tau \leq 7 \text{ TeV}; \\ 2 &\leq \tan \beta \leq 60. \end{aligned} \tag{2.92}$$

A point in this space will be denoted by θ . In addition, we treat the SM parameters m_t , $m_b(m_b)$ and $\alpha_s(M_Z)$ as nuisance parameters, constrained with a likelihood. For each pMSSM point, we use *SoftSUSY_3.3.1* [321] to compute the SUSY spectrum, *SuperIso_v3.3* [322] to compute the low-energy constraints, and *micrOMEGAs_2.4.5* [323] to compute the neutralino relic density $\Omega_{\tilde{\chi}_1^0} h^2$, direct detection cross sections and to check compatibility with various pre-LHC sparticle mass limits. Moreover, we use *SDECAY_1.3b* [324] and *HDECAY_5.11* [118, 119] to produce SUSY and Higgs decay tables. The various codes are interfaced using the SUSY Les Houches Accord (SLHA) [325, 326].

The posterior density of θ given data D is given by

$$p(\theta|D) \sim L(D|\theta) p_0(\theta), \tag{2.93}$$

where $L(D|\theta)$ is the likelihood and $p_0(\theta)$ is the prior probability density, or prior for short. Beginning with a flat distribution in the parameters within the ranges defined by Eq. (2.92), $p_0(\theta)$ is obtained by incorporating the theoretical constraints noted above. In other words, $p_0(\theta)$ is the result of sculpting the flat parameter distributions by the requirements related to theoretical consistency and $\tilde{\chi}_1^0$ being the LSP. This $p_0(\theta)$ defines the starting prior, which will be modified by actual data using Eq. (2.93). Since we consider multiple independent measurements D_i , the combined likelihood is given by $L(D|\theta) = \prod_i L(D_i|\theta)$.

We partition the data into two parts:

1. a set of constraints, listed in Table 2.15, which are independent of the Higgs measurements; these constraints are used for the MCMC sampling and are collectively referred to by the label “preHiggs”, and

2. the Higgs measurements, which include the Higgs mass window, $m_h = 123 - 128$ GeV, and the signal strength likelihood as derived in Section 2.6.

With this partitioning, the posterior density becomes

$$p(\theta|D) \sim L(D^{\text{Higgs}}|\theta) L(D^{\text{preHiggs}}|\theta) p_0(\theta) = L(D^{\text{Higgs}}|\theta) p^{\text{preHiggs}}(\theta), \quad (2.94)$$

where $p_0(\theta)$ is the prior (as defined earlier) at the start of the inference chain and $p^{\text{preHiggs}}(\theta) \sim L(D^{\text{preHiggs}}|\theta) p_0(\theta)$ can be viewed as a prior that encodes the information from the preHiggs-measurements as well as the theoretical consistency requirements. This partitioning allows us to assess the impact of the Higgs results on the pMSSM parameter space while being consistent with constraints from the previous measurements. Note that at this stage we do not consider the direct limits from SUSY searches from ATLAS or CMS.

In addition to the experimental results included in our calculation of the prior $p^{\text{preHiggs}}(\theta)$, Table 2.15 lists the corresponding likelihood $L(D_j^{\text{preHiggs}}|\mu_j(\theta))$ for each observable j , where $\mu_j(\theta)$ denotes the model prediction for the observable j , such as $\mathcal{B}(b \rightarrow s\gamma)$ for a given θ . We obtained a discrete representation of the prior $p^{\text{preHiggs}}(\theta)$ within the sub-space defined in Eq. (2.92) by sampling points from $p^{\text{preHiggs}}(\theta)$ using a MCMC method (for an introduction see, *e.g.*, [303]). By construction, this method produces a sample of points whose density in the neighborhood of θ is $\propto p^{\text{preHiggs}}(\theta)$, *i.e.* the sampled points will constitute a discrete representation of the preHiggs likelihood as a function of the pMSSM parameters θ .

Our study is based on approximately 2×10^6 MCMC points, which were originally sampled for the CMS study [316] in which some of us participated. (The CMS study then used a random sub-sample of 7205 points from this data.) In the meanwhile, several experimental constraints that enter the preHiggs likelihood function have been updated. For example, first evidence for the decay $B_s \rightarrow \mu\mu$ was reported by the LHCb collaboration in [337] and recently new improved measurements have become available by CMS and LHCb [332]. We have taken the up-to-date value into account by reweighting each sampled point by the ratio of the new $\mathcal{B}(B_s \rightarrow \mu\mu)$ likelihood, 2b, to the old likelihood, 2a, in Table 2.15. Analogous reweighting was performed to take into account the updated values of $\mathcal{B}(b \rightarrow s\gamma)$, $R(B_u \rightarrow \tau\nu)$, and m_t .

Higgs likelihood

For fitting the properties of the observed Higgs boson, we use the information presented in terms of combined ellipses in Section 2.6.1, as well as the preliminary ATLAS results on invisible decays from ZH associated production with $Z \rightarrow \ell^+\ell^-$ and $H \rightarrow$ invisible, extracting the likelihood from Fig. 10b of [241]. All these results are combined into the “Higgs signal likelihood” $L(D^{\text{Higgs}}|\theta)$.

For the concrete calculation, we use HDECAY_5.11 and approximate $\sigma(gg \rightarrow h)/\sigma(gg \rightarrow H_{\text{SM}}) \simeq \Gamma(h \rightarrow gg)/\Gamma(H_{\text{SM}} \rightarrow gg)$. Moreover, for computing the SM results entering the calculation of signal strengths, we use the MSSM decoupling limit with m_A and the relevant SUSY masses set to 4 TeV. This ensures completely SM-like Higgs boson couplings at tree-level, as well as vanishing radiative contributions from the SUSY particles (including non-decoupling effects). We choose this procedure in order to guarantee that the radiative corrections being included are precisely the same for the numerator and denominator in Eq. (2.4).

Table 2.15: The measurements that are the basis of our pMSSM prior $p^{\text{preHiggs}}(\theta)$. All measurements were used to sample points from the pMSSM parameter space via MCMC methods. The likelihood for each point was reweighted post-MCMC based on better determinations of $\mathcal{B}(b \rightarrow s\gamma)$, $\mathcal{B}(B_s \rightarrow \mu\mu)$, $R(B_u \rightarrow \tau\nu)$, and m_t .

i	Observable	Constraint	Likelihood function	MCMC / post-MCMC
	$\mu_j(\theta)$	D_j^{preHiggs}	$L(D_j^{\text{preHiggs}} \mu_j(\theta))$	
1a	$\mathcal{B}(b \rightarrow s\gamma)$ [327, 328]	$(3.55 \pm 0.24^{\text{stat}} \pm 0.23^{\text{th}} \pm 0.09^{\text{sys}}) \times 10^{-4}$	Gaussian	MCMC
1b	$\mathcal{B}(b \rightarrow s\gamma)$ [329]	$(3.43 \pm 0.21^{\text{stat}} \pm 0.23^{\text{th}} \pm 0.07^{\text{sys}}) \times 10^{-4}$	Gaussian	reweight
2a	$\mathcal{B}(B_s \rightarrow \mu\mu)$ [330, 331]	observed CL _s curve from [330]	$d(1 - \text{CL}_s)/d(BR(B_s \rightarrow \mu\mu))$	MCMC
2b	$\mathcal{B}(B_s \rightarrow \mu\mu)$ [331, 332]	$(2.9 \pm 0.7 \pm 0.29^{\text{th}}) \times 10^{-9}$	Gaussian	reweight
3a	$R(B_u \rightarrow \tau\nu)$ [117]	1.63 ± 0.54	Gaussian	MCMC
3b	$R(B_u \rightarrow \tau\nu)$ [329]	1.04 ± 0.34	Gaussian	reweight
4	Δa_μ [44, 45, 333]	$(26.1 \pm 8.0^{\text{exp}} \pm 10.0^{\text{th}}) \times 10^{-10}$	Gaussian	MCMC
5a	m_t [334]	$173.3 \pm 0.5^{\text{stat}} \pm 1.3^{\text{sys}}$ GeV	Gaussian	MCMC
5b	m_t [335]	173.20 ± 0.87 GeV	Gaussian	reweight
6	$m_b(m_b)$ [117]	$4.19_{-0.06}^{+0.18}$ GeV	Two-sided Gaussian	MCMC
7	$\alpha_s(M_Z)$ [117]	0.1184 ± 0.0007	Gaussian	MCMC
8	sparticle masses	LEP [336] (via micrOMEGAs [323])	1 if allowed 0 if excluded	MCMC

For completeness, we also take into account the limits from the $H, A \rightarrow \tau\tau$ searches in the MSSM [338]. These limits are implemented in a binary fashion: we set the likelihood from each of these constraints to 1 when the 95% CL limit is obeyed and to 0 when it is violated. (Including or not including this limit however has hardly any visible effect on the posterior distributions.)

Dark matter constraints

The calculation of the properties of the neutralino LSP as a thermal cold dark matter (DM) candidate (or one of the cold DM components) depends on a number of cosmological assumptions, like complete thermalization, no non-thermal production, no late entropy production, *etc.* In order to be independent of these assumptions, we will show results with and without requiring consistence with DM constraints. When we do apply DM constraints, we adopt the following procedure. For the relic density, we apply an upper bound as a smoothed step function at the Planck value of $\Omega h^2 = 0.1189$ [58], accounting for a 10% theory-dominated uncertainty. Concretely, we take

$$L = \begin{cases} 1 & \text{if } \Omega h^2 < 0.119, \\ \exp[(0.119 - \Omega h^2)/0.012]^2/2 & \text{if } \Omega h^2 > 0.119. \end{cases} \quad (2.95)$$

For the spin-independent scattering cross section off protons, we use the 90% CL limit from LUX [89], rescaling the computed $\sigma^{\text{SI}}(\tilde{\chi}_1^0 p)$ by a factor $\xi = \Omega_{\tilde{\chi}_1^0} h^2 / 0.119$ to account for the lower local density when the neutralino is only part of the DM. (The alternative would be to assume that the missing amount of $\Omega_{\tilde{\chi}_1^0} h^2$ is substituted by non-thermal production, which would make the direct detection constraints more severe. Our approach is more conservative in the sense of not being overly restrictive.)

Prompt chargino requirement

Before presenting the sampled distributions, another comment is in order. Letting M_1 , M_2 and μ , vary freely over the same range implies that about 2/3 of the time M_2 or μ will be the smallest mass parameter in the neutralino mass matrix. This implies that in a considerable portion of the pMSSM parameter space the $\tilde{\chi}_1^\pm$ and $\tilde{\chi}_2^0$ are close in mass or almost degenerate with the LSP, $\tilde{\chi}_1^0$ [339]. When the $\tilde{\chi}_1^\pm - \tilde{\chi}_1^0$ mass difference becomes very small, below about 300 MeV, the charginos are long-lived and can traverse the detector before they decay. This typically occurs for wino-LSP scenarios with $|M_2| \ll |M_1|, |\mu|$. Since long-lived heavy charged particles were not considered in the SUSY searches used in [316], charginos were required to decay promptly; in practice this means a cut on the average proper lifetime of $c\tau < 10$ mm. In order to be able to directly compare our results (based on the Higgs measurements) with the CMS study (based on SUSY search results) [316] and its up-coming update [317], we also require “prompt” chargino decays, *i.e.* $c\tau < 10$ mm. Most of our conclusions are insensitive to this requirement. Wherever it matters, we will however also show the results obtained without imposing the $c\tau$ cut.

2.8.2 Results

Pre-Higgs distributions and impact of the Higgs mass

We begin our discussion by showing in Fig. 2.48 the sampled distributions of selected parameters and masses and the effect of the model prior. All distributions except that of the pMSSM prior $p_0(\theta)$ include the prompt chargino requirement; as can be seen, this requirement substantially alters the probability distributions for the parameters M_1 , M_2 , and μ and the chargino and neutralino masses relative to the $p_0(\theta)$ distributions, but has very little impact on the other parameters or masses. Further, in all the plots we observe that the preHiggs measurements incorporated in the MCMC influence the probability distributions relative to the simple prompt-chargino-decay distributions quite significantly, in particular shifting the neutralino, chargino, gluino, and also the stop/sbottom masses to higher values.

Also shown is the impact of requiring, in addition, that the mass of the light h fall in the window $123 \text{ GeV} \leq m_h \leq 128 \text{ GeV}$. This Higgs mass constraint strongly affects the stop mixing parameter $X_t/M_{\text{SUSY}} \equiv (A_t - \mu/\tan\beta)/\sqrt{\overline{m}_{\tilde{t}_1}\overline{m}_{\tilde{t}_2}}$, whose distribution takes on a two-peak structure emphasizing larger absolute values. More precisely, values around $|X_t/M_{\text{SUSY}}| \approx 2$, *i.e.* large but not maximal stop mixing is preferred. (Maximal stop mixing would mean $|X_t/M_{\text{SUSY}}| = \sqrt{6}$; for a detailed discussion of the relation between $|X_t/M_{\text{SUSY}}|$ and m_h see, *e.g.*, [76, 78]). It is interesting to note here that, in view of naturalness, the optimal stop mixing is indeed somewhat shy of maximal [340]. The optimal value is actually quite close to that which has the highest probability in the pMSSM context, despite the fact that no measure of naturalness is input into the pMSSM likelihood analyses. The Higgs mass window requirement also results in a shift of the \tilde{t}_1 mass distribution to slightly larger values; however, compared to the impact of the preHiggs constraints the effect is quite small. Aside from an increased preference for values of $\tan\beta \approx 10 - 20$, the other parameters and masses are hardly affected by the Higgs mass window.

It is also interesting to consider the h signal at this level. Some relevant distributions are shown in Fig. 2.49. While generically the h signal strength can go down to zero in the MSSM, already the “preHiggs” constraints eliminate very small values below $\mu \approx 0.6$ and narrow the signal strength distributions to a range of $\mu \approx 1 \pm 0.4$. This is coming from two different effects. First, in the low- m_A region the heavier scalar H can be more SM-like than h . Second, in the region where the LSP is light ($m_{\tilde{\chi}_1^0} \lesssim 65 \text{ GeV}$) a large increase of the total width, resulting in reduced signal strengths, is possible through $h \rightarrow \tilde{\chi}_1^0 \tilde{\chi}_1^0$. The low- m_A region is mostly disfavored from flavor constraints, while a light neutralino—if mainly wino or higgsino—is excluded by the LEP bound on charginos. In both cases, requiring $m_h = 123 - 128 \text{ GeV}$ only has a very small additional effect.

One might expect that the influence of the Higgs mass is larger in the ggF channels than in the VBF channels (because of the negative loop contribution from maximally mixed stops affecting the former) but, in fact, the effect is very small and goes in the opposite direction, as can be seen by comparing the top-left and the bottom-left plots in Fig. 2.49. The observables which are really influenced by the Higgs mass are the branching fraction into $b\bar{b}$, which becomes centered around $\mathcal{B}(h \rightarrow b\bar{b}) \approx 0.6$, and the h total width, for which the most likely value is shifted a bit upwards to $\Gamma_h \approx 4\text{--}5 \text{ MeV}$. However, this is not really a SUSY effect: the same happens for the SM Higgs when going from $m_H \lesssim 120 \text{ GeV}$ to

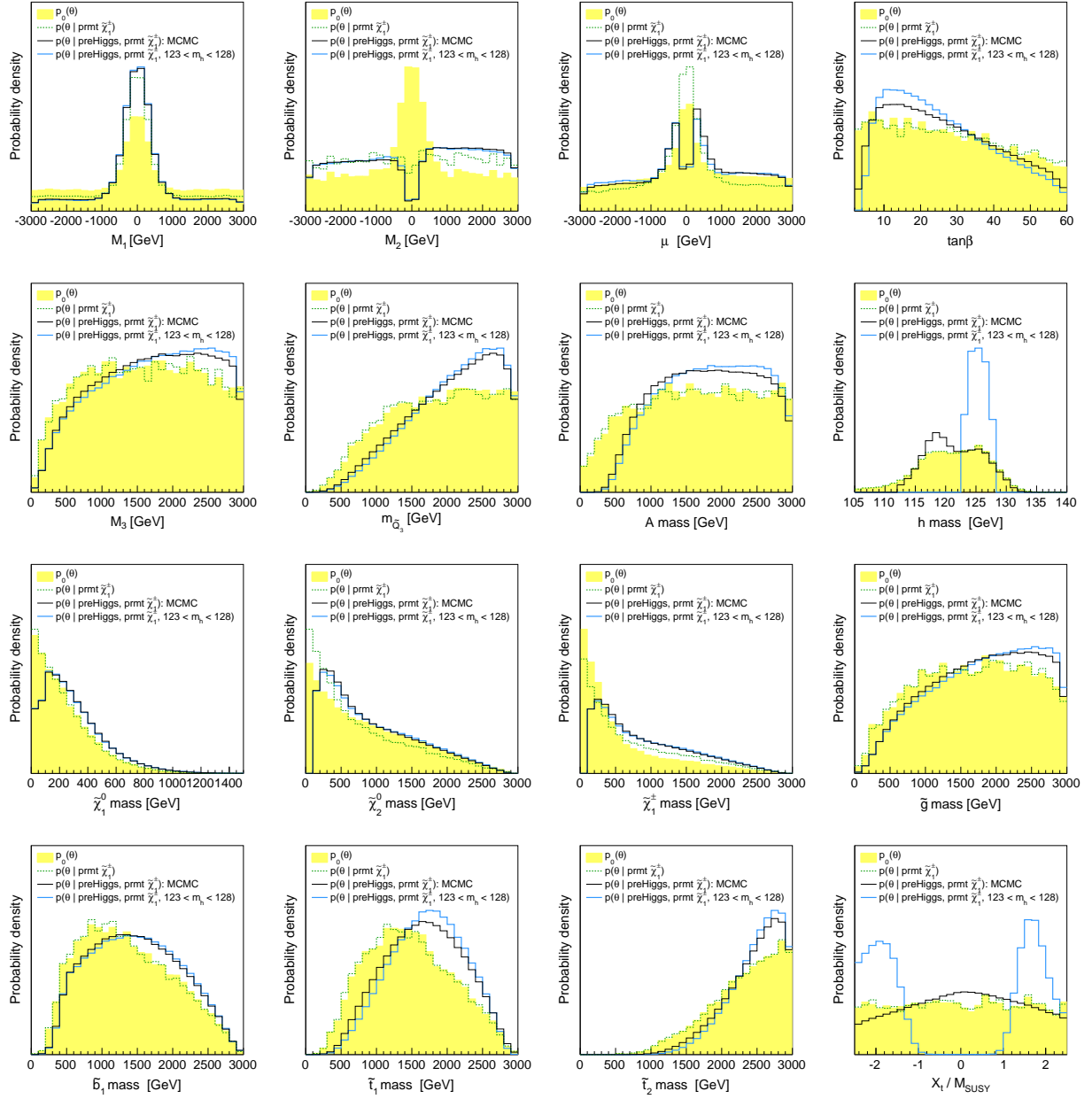


Figure 2.48: Marginalized 1D posterior densities for selected parameters and masses. The yellow histograms show the sampled distributions, $p_0(\theta)$, as obtained after imposing theoretical constraints starting from a flat scan in the parameter ranges specified by Eq. (2.92). The dashed green lines are the distributions after requiring prompt charginos (prmt), the full black lines show the distributions based on the “preHiggs” measurements of Table 2.15, and the full blue lines the ones when requiring $m_h = [123, 128]$ GeV in addition to “prmt” and “preHiggs” constraints. The bottom right plot of X_t/M_{SUSY} shows that large (but not maximal) stop mixing is favored by the $m_h = 123 - 128$ GeV requirement.

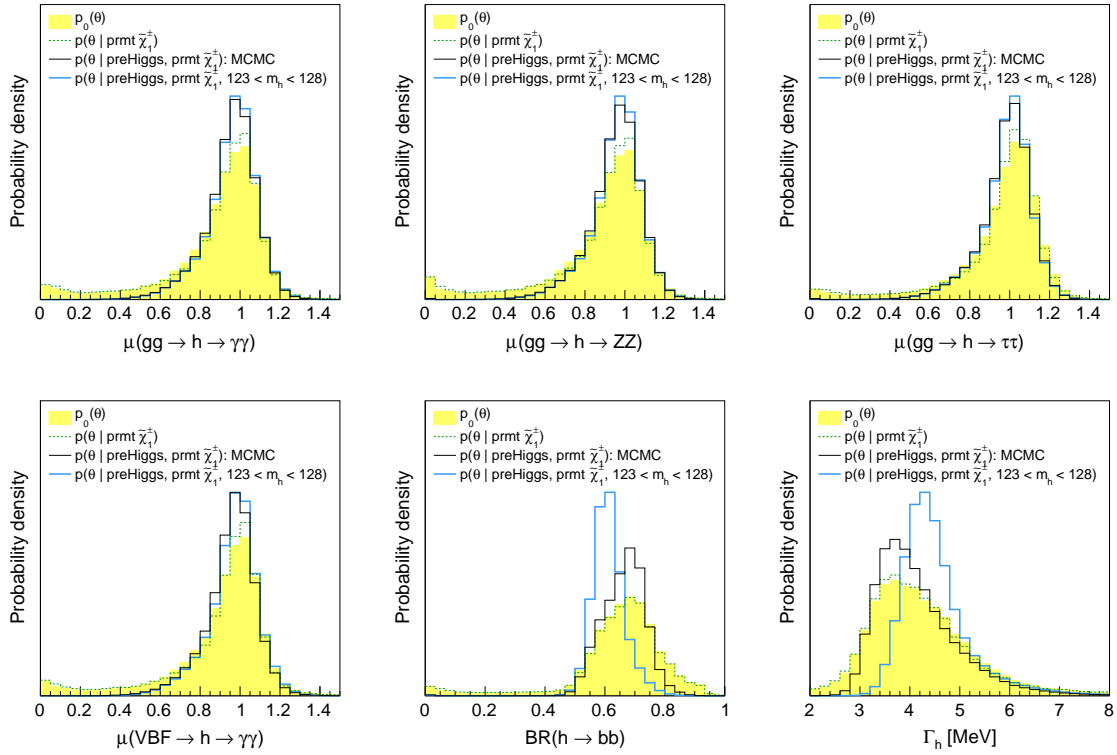


Figure 2.49: Same as Fig. 2.48 but for selected h signal strengths, $\mathcal{B}(h \rightarrow b\bar{b})$ and the total decay width Γ_h . The VBF distributions look practically the same as the ggF distributions, as exemplified for the VBF $\rightarrow h \rightarrow \gamma\gamma$ case, though they show a slightly larger effect from requiring $m_h = 123 - 128$ GeV than the ggF distributions.

$m_H \approx 125$ GeV.

Impact of Higgs signal strengths

As the next step, we include in addition the detailed properties of the h signal in the computation of the likelihood as outlined in Section 2.8.1. The effects of the Higgs observations on the pMSSM parameters and on the particle masses are shown in Fig. 2.50. In these plots, the light blue histograms show the distributions based on the “preHiggs” measurements of Table 2.15 plus requiring in addition $m_h \in [123, 128]$ GeV, *i.e.* they correspond to the blue line-histograms of Fig. 2.48. The solid red lines are the distributions when moreover taking into account the measured Higgs signal strengths in the various channels as outlined in Section 2. Note that the limits from the MSSM $H, A \rightarrow \tau\tau$ searches, which are also included in the red line-histograms, have a negligible effect. (For completeness, a plot of the $\tan\beta$ versus m_A plane is given in Fig. 2.53.) Finally, the dashed red lines also take into account upper limits from the DM relic density and direct DM searches, as explained in Section 2.8.1.

Let us first discuss the effect of the Higgs measurements, *i.e.* consider the solid red lines only. We observe a significant preference for small or negative μ and smaller $\tan\beta$

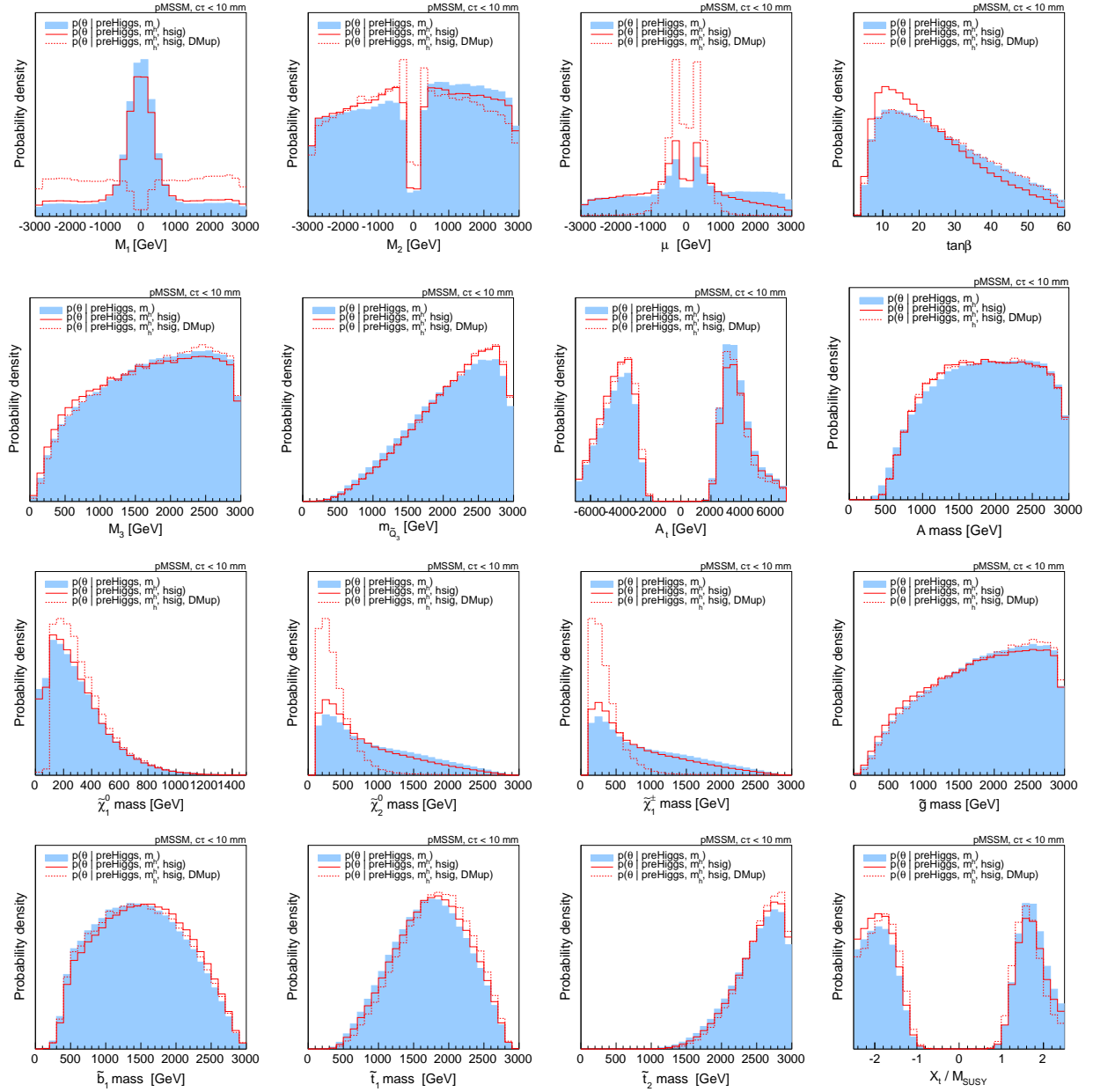


Figure 2.50: Marginalized 1D posterior densities for selected parameters and masses, showing the effect of the Higgs signal strength measurements. The light blue histograms show the distributions based on the “preHiggs” measurements of Table 2.15 plus requiring in addition $m_h \in [123, 128]$ GeV. The solid red lines, labelled “hsig”, are the distributions when moreover taking into account the measured Higgs signal strengths in the various channels. The limits from searches for the heavy Higgses (H and A) are also included in the red line-histograms, but have a totally negligible effect. The dashed red lines, labelled “DMup”, include in addition an upper limit on the neutralino relic density and the recent direct DM detection limit from LUX as explained in the text.

values when including the Higgs signal strength likelihood. The main reason is the $\mu \tan \beta$ correction to the bottom Yukawa coupling [242, 243], which for large $\tan \beta$ and large positive (negative) μ enhances (reduces) $\Gamma(h \rightarrow b\bar{b})$ and the total h width, hence reducing (increasing) all signal strengths except $\mu(Vh \rightarrow b\bar{b})$. The preference for negative μ comes from the slight excess in the VBF and VH channels of $\gamma\gamma$ (mainly seen by ATLAS). In Section 2.6, $\mu(\text{VBF} + \text{VH}, \gamma\gamma) = 1.72 \pm 0.59$ is found, while other combined signal strengths are fully compatible with 1 at 68% CL. An overall excess (negative μ) is therefore preferred over a general deficit (positive μ). To a good approximation, the correction to the bottom Yukawa coupling is given by

$$\Delta_b \equiv \frac{\Delta m_b}{m_b} \simeq \left[\frac{2\alpha_s}{3\pi} \mu m_{\tilde{g}} I(m_{\tilde{g}}^2, m_{\tilde{b}_1}^2, m_{\tilde{b}_2}^2) + \frac{\lambda_t^2}{16\pi^2} A_t \mu I(\mu^2, m_{\tilde{t}_1}^2, m_{\tilde{t}_2}^2) \right] \tan \beta, \quad (2.96)$$

where $I(x, y, z)$ is of order $1/\max(x, y, z)$ [76]. The shifts to higher values of all four stops and sbottoms masses and to lower values for the gluino mass also come from Δ_b . In addition, negative values of A_t are more likely after taking into account the Higgs likelihood. This comes from the second term of Eq. (2.96): in order to compensate the first, dominant term, $\text{sgn}(A_t \mu) = -\text{sgn}(\mu)$ is required, hence a negative A_t . The tree-level coupling hbb also has an effect. It is given by

$$g_{hbb} \simeq 1 - \frac{M_Z^2}{2m_A^2} \sin 4\beta \tan \beta, \quad (2.97)$$

for $m_A \gg M_Z$ [76], and disfavors relatively light A and H , with masses below about 700 GeV (the effect from imposing the CMS $H, A \rightarrow \tau\tau$ limit is subdominant). Finally, M_2 shows a slight preference towards negative values. This is a direct consequence of the asymmetry in the distribution of μ , since $\text{sgn}(\mu M_2) > 0$ is required for $\Delta a_\mu^{\text{SUSY}} > 0$ as suggested by the data.

The DM constraints, on the other hand, have a dramatic effect on the bino and higgsino mass parameters and in turn on the chargino and neutralino masses. Since a mostly bino $\tilde{\chi}_1^0$ generically leads to a large $\Omega_{\tilde{\chi}_1^0} h^2$, low values of M_1 are strongly disfavored. The preferred solutions have a relevant higgsino or wino fraction of the LSP; therefore $\tilde{\chi}_1^\pm$ and $\tilde{\chi}_2^0$ masses below about 1 TeV are strongly favored. At the same time, very light LSP masses below about 100 GeV are severely limited because of the LEP bound on the chargino mass. The preferred value of $\tan \beta$ is also affected; in fact, the preference for lower $\tan \beta$ coming from the Higgs signal strengths is removed by the DM constraints. The reason for this is an enhancement of A -funnel annihilation to comply with the upper limit on $\Omega_{\tilde{\chi}_1^0} h^2$.

The posterior distributions of the h signal strengths in the various channels are shown in Fig. 2.51. The red line-histograms correspond of course to the constraints which we used as experimental input. For the $\gamma\gamma$, ZZ and $\tau\tau$ final states, we find signal strengths of about 1 ± 0.15 after the Higgs signal requirements, and about 1 ± 0.10 after the DM requirements, at 95% Bayesian Credibility (BC). For the $b\bar{b}$ final state, the distribution is much narrower than required by observations—we find that $\mu(Vh \rightarrow b\bar{b})$ is restricted to the 95% BC interval $\mu(Vh \rightarrow b\bar{b}) \in [0.91, 1.09]$ after Higgs signal requirements, and $[0.94, 1.06]$ after DM requirements. This is an indirect effect of the constraint on $\mathcal{B}(h \rightarrow b\bar{b})$ and the total h width, Γ_h , in order to have large enough signal in the other channels, see Fig. 2.52. Interestingly, the constraints from the DM side narrow the signal strength distributions even

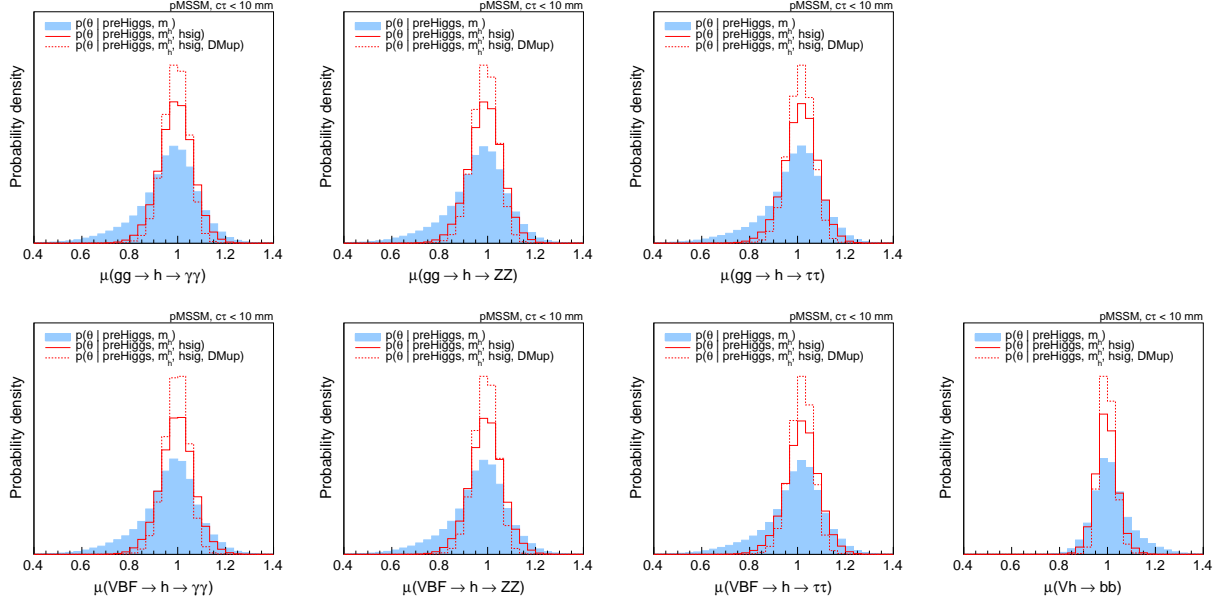


Figure 2.51: Same as Fig. 2.50 but for the relevant h signal strengths.

more around the SM value of 1 because the higgsino mass μ tends to take on small values to fulfill the relic density requirement, leading to smaller Δ_b .

Fig. 2.52 also shows posterior distributions of $r_Y \equiv \Gamma(h \rightarrow Y)/\Gamma(H_{\text{SM}} \rightarrow Y)$ for $Y = \gamma\gamma$, gg and $b\bar{b}$. These ratios are equivalent to the ratios of the coupling strengths squared; $r_{\gamma\gamma} = C_\gamma^2$, $r_{gg} = C_g^2$, $r_{bb} = C_D^2$ in the notation of Section 2.6. Our results for r_Y can be compared to those for the neutralino LSP case in Ref. [315]. We observe that in our case $r_{\gamma\gamma}$ peaks sharply at 1, the 95% BC interval being $[0.99, 1.01]$, while r_{gg} shows a wider distribution with a 95% BC interval of $[0.96, 1.02]$. (The picture does not change if we remove the $c\tau$ cut.). These features are different from those in [315], where the $r_{\gamma\gamma}$ distribution peaks within $r_{\gamma\gamma} \approx 1$ –1.05, and r_{gg} exhibits an upper limit of $r_{gg} \lesssim 0.97$. Also, the r_{bb} distribution is quite different. Some differences are of course expected as the distributions in [315] come from a flat random sampling and thus do not have the statistical meaning that underlies our approach. More importantly, however, the SM calculation of HDECAY employed in [315] includes additional radiative corrections which are not present in the MSSM calculation.²⁶ In our case, we avoid this problem by taking the MSSM decoupling case as the SM limit for computing $\Gamma(H_{\text{SM}} \rightarrow Y)$, cf. Section 2.8.1. Of course, the r_Y are not directly measurable at the LHC. They become measurable only if it can be determined that the h has no invisible (e.g. $h \rightarrow \tilde{\chi}_1^0 \tilde{\chi}_1^0$) or unseen (e.g. $h \rightarrow 4\tau$) decay modes.

Our procedure also allows us to derive predictions for the heavier MSSM Higgs states H , A and H^\pm , as illustrated in Figs. 2.53 and 2.54. First, in the $\tan\beta$ versus m_A plane, we show that the current CMS limit [338] interpreted in the m_h^{max} scenario has a negligible effect on our distributions, since after imposing constraints from low-energy observables and from Higgs measurements the likely region corresponds to A masses above 500 GeV and moderate $\tan\beta$. (This observation remains valid when dark matter requirements are taken

²⁶We thank Ahmed Ismail and Matthew Cahill-Rowley for communication on this matter.

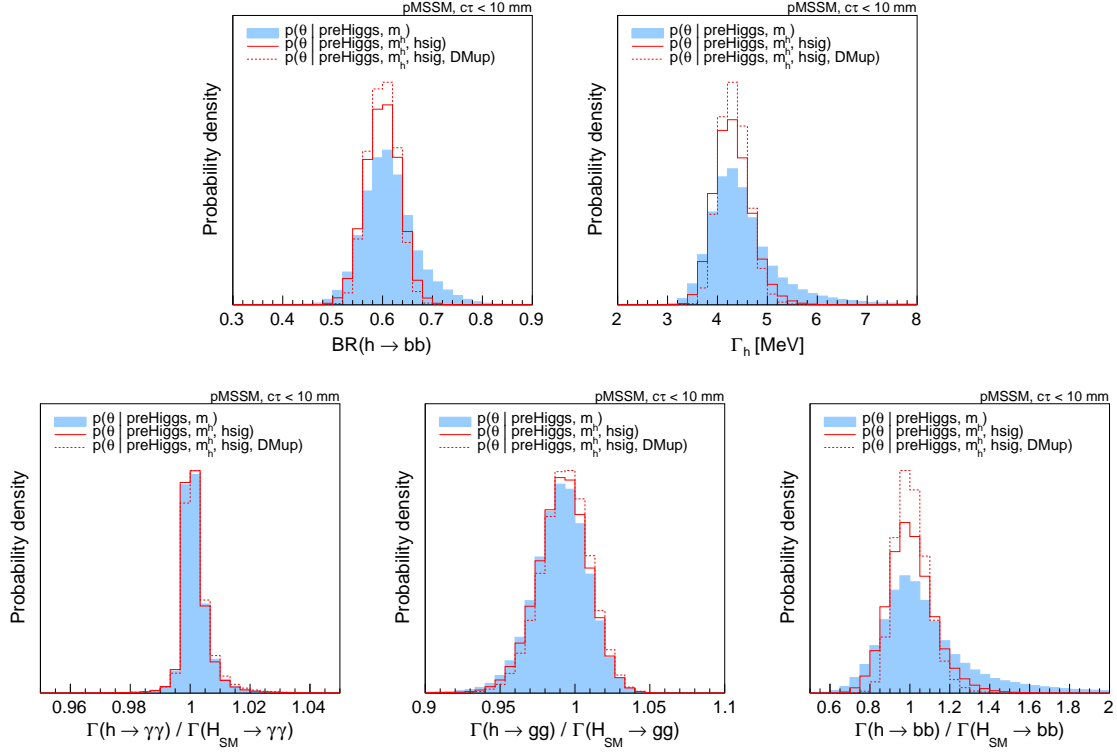


Figure 2.52: Marginalized 1D posterior densities as in Fig. 2.50, in the top row for $\text{BR}(h \rightarrow b\bar{b})$ and Γ_h , in the bottom row for $\Gamma(h \rightarrow Y)/\Gamma(H_{\text{SM}} \rightarrow Y)$ with, from left to right, $Y = \gamma\gamma$, gg and $b\bar{b}$.

into account; in all cases we have checked that the current limits on $H \rightarrow ZZ$ are always satisfied.) We also show $\sigma(gg, b\bar{b} \rightarrow H, A) \times \text{BR}(H, A \rightarrow \tau\tau)$ at $\sqrt{s} = 14$ TeV as a function of $m_{H,A}$, using `SusHi_1.1.1` [341] for the computation of the cross sections in the approximation of decoupled stops and sbottoms.²⁷ These plots show that the signals from the CP-odd and CP-even Higgs bosons are very similar and that for high masses the dominant process is almost always $b\bar{b} \rightarrow H, A$ (see, in particular, the bottom right plot), where for a given mass $\sigma(b\bar{b} \rightarrow H, A)$ spans over about an order of magnitude due to its strong dependence on $\tan\beta$. Typical $\sigma \times \mathcal{B}$ values are of the order of 0.1 to 100 fb for $m_{H,A} < 1$ TeV and therefore most of this region should be probed during the next run of the LHC at 13–14 TeV.

Some more properties of the heavy Higgses (for masses < 1 TeV) are shown in Fig. 2.54. We see that the decay branching fraction of A into SUSY particles is often very small because most of the supersymmetric partners generally lie at the (multi-)TeV scale. Concretely, the probability for $\mathcal{B}(A \rightarrow \text{SUSY}) > 10\%$ is only 1.6% after the Higgs signal likelihood (2.1% after DM requirement). Compared to the preHiggs distributions, decays into SUSY particles are however slightly enhanced by the Higgs likelihood and dark matter requirements because μ , and hence neutralino and chargino masses, are pushed to lower values. Also shown are

²⁷Neglecting contributions from stops and sbottoms in the computation of $gg, b\bar{b} \rightarrow H, A$ is a good approximation in most cases since the posterior densities of $m_{\tilde{t}_1}$ and $m_{\tilde{b}_1}$ peak around 2 TeV.

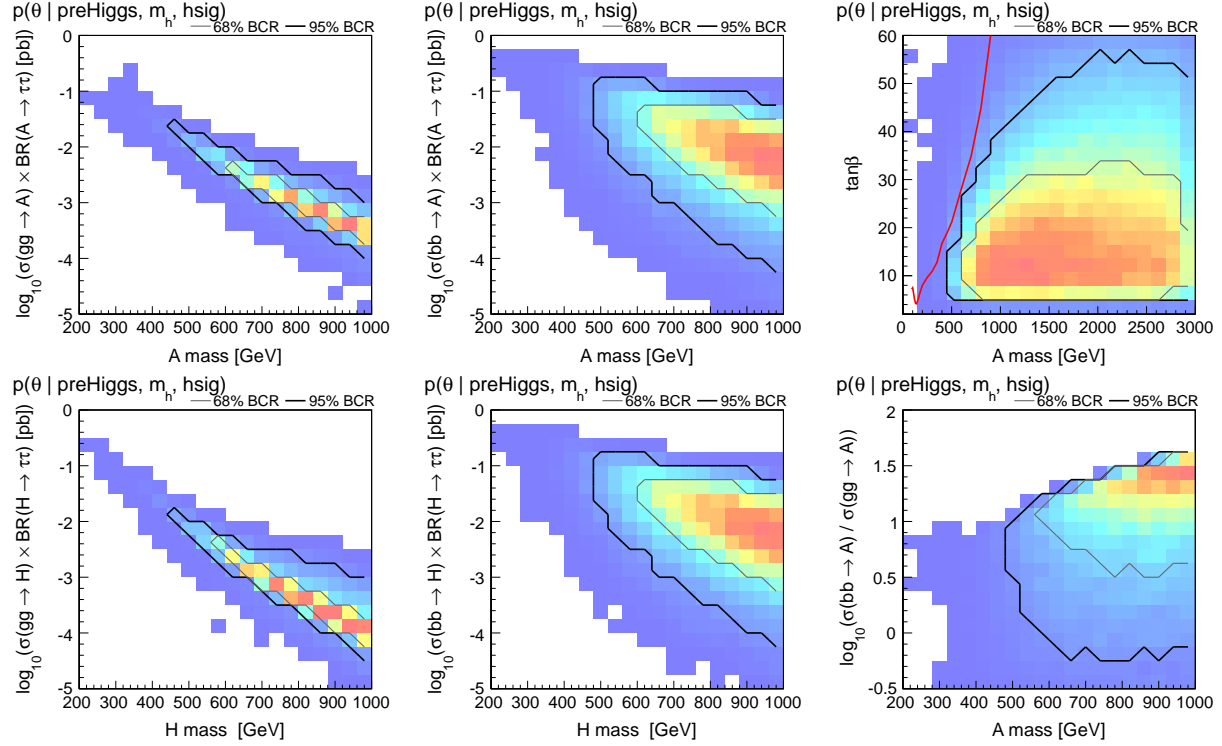


Figure 2.53: Marginalized posterior densities in 2D for the heavy MSSM Higgses A and H . The plots on the left and in the middle show $\sigma \times \mathcal{B}$ in the $\tau\tau$ final state, from bb and gg production at $\sqrt{s} = 14$ TeV, versus the A or H mass. The top-right plot shows the posterior density in the $\tan\beta$ versus m_A plane with the latest 95% CL from the CMS search for MSSM $H, A \rightarrow \tau\tau$ [338] superimposed. The bottom-right plot compares bb to gg production as function of m_A . In all plots, the probability density is represented by color shading, ranging from low values in blue to high values in red. The gray and black lines are contours of 68% and 95% Bayesian Credibility, respectively.

the dominant decay modes of the charged Higgs: $H^\pm \rightarrow tb$ and $H^\pm \rightarrow \tau^\pm \nu$. The dominance of hadronic decays over leptonic ones is strengthened when Higgs measurements are taken into account since small values of m_A and large values of $\tan\beta$ are then disfavored.

Impact of the $c\tau$ cut

We saw from the plots in Section 2.8.2 that the “prompt chargino” requirement has a strong effect on some of the distributions, above all on that of the wino mass parameter M_2 . The influence on μ and M_1 is less dramatic but still quite strong. As a consequence, it is mostly the chargino and neutralino masses (and their gaugino–higgsino composition) which are affected by the $c\tau < 10$ mm requirement. To assess the impact of this cut, the relevant posterior densities *without* the $c\tau$ cut are shown in Fig. 2.55. Comparing these plots with their equivalents in Fig. 2.48 of Section 2.8.2, we see that, as expected, in both the “preHiggs+ m_h ” and the “preHiggs+ m_h +hsig” distributions, light charginos and neutralinos are more preferred. The effect is more pronounced for the $\tilde{\chi}_1^\pm$ and $\tilde{\chi}_2^0$ than for the $\tilde{\chi}_1^0$. Note also that the preference

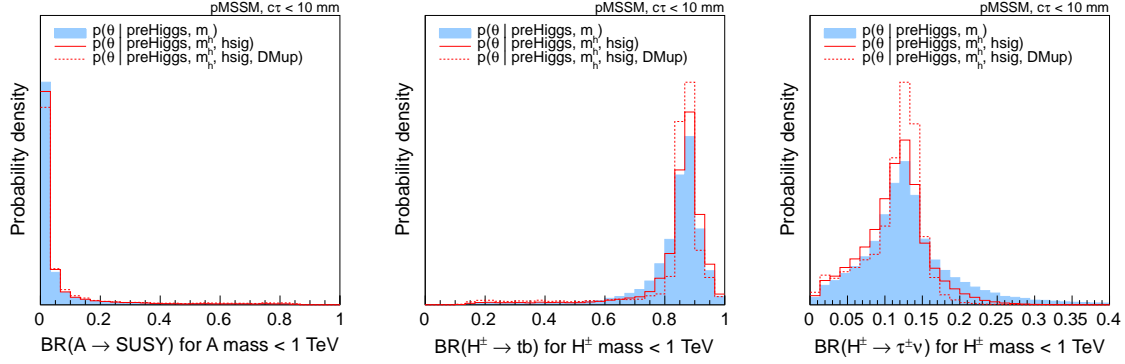


Figure 2.54: Marginalized 1D posterior densities as in Fig. 2.50, here for the branching fractions of the heavy MSSM Higgses A and H^\pm with masses below 1 TeV.

for smaller μ through the Higgs signal strength measurements remains. Finally, note that the DM upper limits largely overrule the effect of the $c\tau$ cut: the red dashed line histograms are almost the same with or without the $c\tau$ cut. The exception is the $\tan\beta$ distribution. (The $\tilde{\chi}_1^0$, $\tilde{\chi}_2^0$, $\tilde{\chi}_1^\pm$ mass differences can however be smaller without the $c\tau$ cut.) The posterior densities of other quantities, which do not directly depend on M_1 , M_2 or μ show hardly any sensitivity to the $c\tau$ cut. In particular our conclusions about the Higgs signals remain unchanged.

It is of course also interesting to ask how likely it is at all to have a long-lived chargino. To this end we show in Fig. 2.56 the marginalized posterior density of the average $\tilde{\chi}_1^\pm$ lifetime. We find that the probability of $c\tau > 10$ mm is 28%, 25% and 47% at the “preHiggs+ m_h ”, “preHiggs+ m_h +hsig”, and “preHiggs+ m_h +hsig+DMup” levels, respectively.

Interplay with dark matter searches

As discussed above, the dark matter requirements (*i.e.*, imposing upper limits on the relic density and on the spin-independent scattering cross section) have a significant impact on the MSSM parameters and masses, and even on the h signal strengths. In this subsection, we now focus on dark matter observables themselves. Results for the neutralino relic density $\Omega_{\tilde{\chi}_1^0} h^2$ and the re-scaled spin-independent scattering cross section $\xi\sigma^{\text{SI}}(\tilde{\chi}_1^0 p)$ are shown in Figs. 2.57 and 2.58.

Let us start the discussion with the 1D distributions of $\log_{10}(\Omega_{\tilde{\chi}_1^0} h^2)$, shown in the upper row of plots in Fig. 2.57. Already the $p_0(\theta)$ distribution shows a two-peak structure with the minimum actually lying near the cosmologically preferred value $\Omega_{\tilde{\chi}_1^0} h^2 \approx 0.1$. This distribution is shifted to significantly higher values by the preHiggs constraints. Concretely, at preHiggs level, the probability for $\Omega_{\tilde{\chi}_1^0} h^2 < 0.14$ is 36% (53%) with (without) the prompt chargino requirement. This hardly changes when including also the requirement of $m_h = 123 - 128$ GeV: $p(\Omega_{\tilde{\chi}_1^0} h^2 < 0.14) \simeq 34\%$ (53%) in this case. The Higgs signal likelihood has a larger effect, shifting the distribution towards lower $\Omega_{\tilde{\chi}_1^0} h^2$. This is mainly due to the preference for smaller μ induced by the Higgs signal likelihood. The effect is thus less pronounced without the $c\tau$ cut (RH-side plot) than with the $c\tau$ cut (middle plot). Concretely,

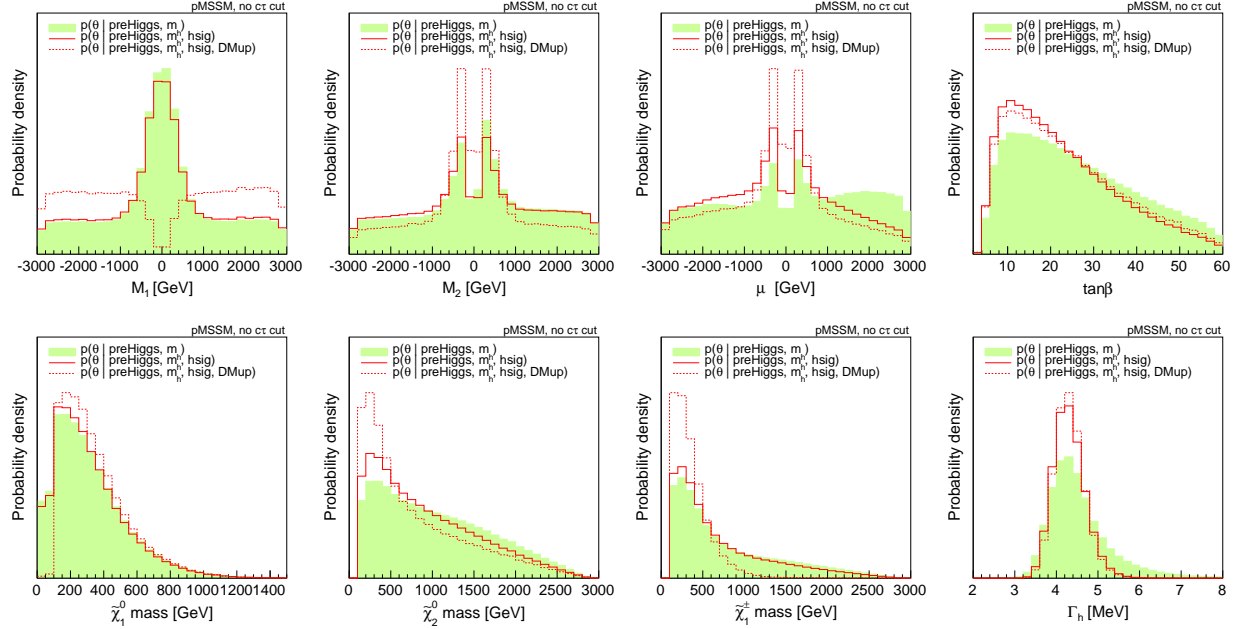


Figure 2.55: Marginalized 1D posterior densities for selected parameters and derived quantities without the prompt chargino requirement. The green histograms show the distributions based on the “preHiggs” measurements of Table 2.15 plus requiring in addition $m_h \in [123, 128]$ GeV, but without the $c\tau$ cut. The solid red lines are the distributions when taking into account in addition the measured Higgs signal strengths in the various channels, as well as the limits from the heavy MSSM Higgs searches. The dashed red lines include in addition an upper limit on the neutralino relic density and the recent direct DM detection limit from LUX.

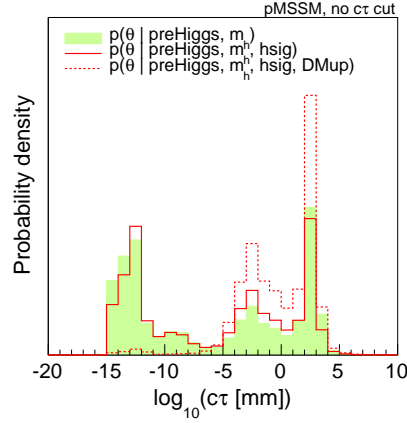


Figure 2.56: Marginalized 1D posterior density of the average $\tilde{\chi}_1^\pm$ lifetime, $c\tau$ in mm. Color codes as in Fig. 2.55.

we find $p(\Omega_{\tilde{\chi}_1^0} h^2 < 0.14) \simeq 43\%$ (57%) with (without) the $c\tau$ cut. The peak at high $\Omega_{\tilde{\chi}_1^0} h^2$ values is of course completely removed by the DMup constraints. The probability of lying within the Planck window defined by $\Omega_{\tilde{\chi}_1^0} h^2 = 0.119 \pm 0.024$ (0.024 being the 2σ error, dominated by theory uncertainties) is, for all three of the above cases, $\sim 1.1\%$ with the $c\tau$ cut and $\sim 0.9\%$ without the $c\tau$ cut.

Turning to the predictions for direct dark matter detection, we observe that the preHiggs constraints limit the probability of having very small values of $\xi\sigma^{\text{SI}}(\tilde{\chi}_1^0 p)$. This is true with and without the $c\tau$ cut, though the effect is larger with the $c\tau$ cut. The latter is due to the fact that the prompt chargino requirement removes the pure wino-LSP scenarios which have extremely small $\Omega_{\tilde{\chi}_1^0} h^2$ and $\xi\sigma^{\text{SI}}(\tilde{\chi}_1^0 p)$ (recall that $\xi = \Omega_{\tilde{\chi}_1^0} h^2 / 0.119$). Requiring consistency with the Higgs signal strengths has only a small effect, somewhat preferring smaller values of $\xi\sigma^{\text{SI}}(\tilde{\chi}_1^0 p)$ because of the larger LSP higgsino component.

The 2D distributions of $\Omega_{\tilde{\chi}_1^0} h^2$ and $\xi\sigma^{\text{SI}}(\tilde{\chi}_1^0 p)$ versus the $\tilde{\chi}_1^0$ mass are shown in Fig. 2.58. We observe that on the one hand the neutralino LSP can have mass up to 1 TeV at 95% BC without conflicting with the DM constraints. Very low neutralino masses, on the other hand, are severely constrained by DM requirements. Note, moreover, that the most likely values lie around $m_{\tilde{\chi}_1^0} \approx 200\text{--}300$ GeV, $\Omega_{\tilde{\chi}_1^0} h^2 \approx 10^{-2}$ and $\xi\sigma^{\text{SI}}(\tilde{\chi}_1^0 p) \approx 10^{-10}$ pb.

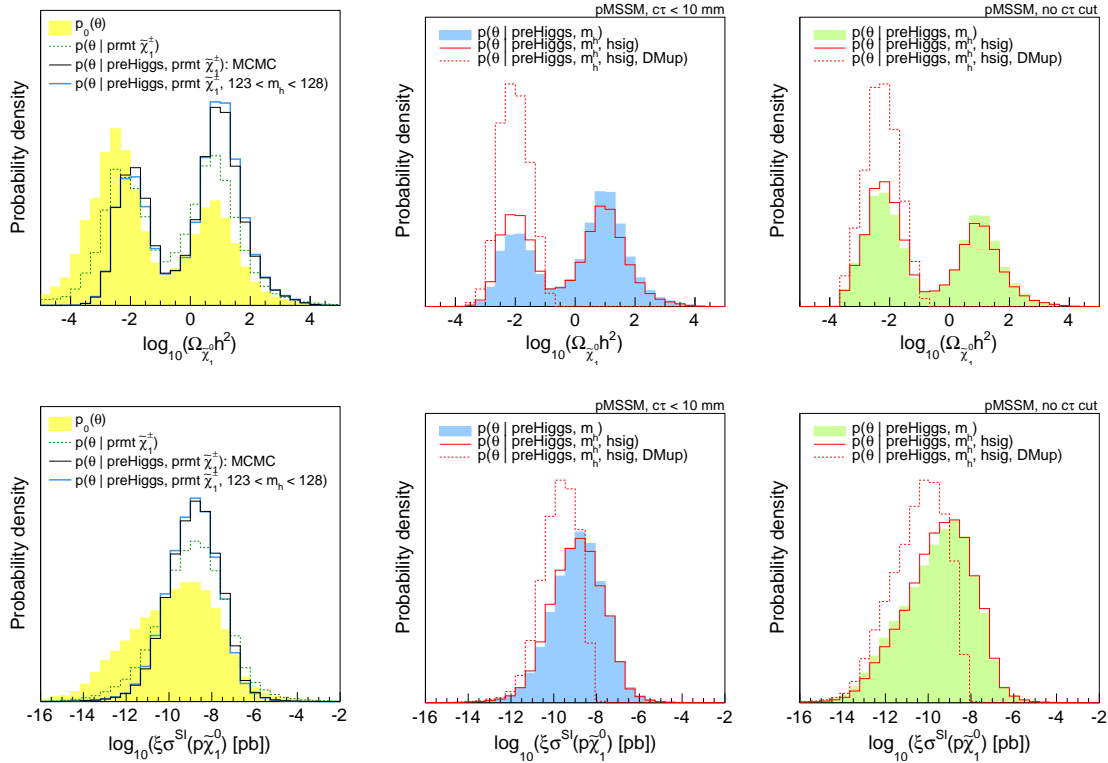


Figure 2.57: Marginalized 1D posterior densities for dark matter quantities. Color codes as in Fig. 2.48 (left), Fig. 2.50 (middle) and Fig. 2.55 (right).

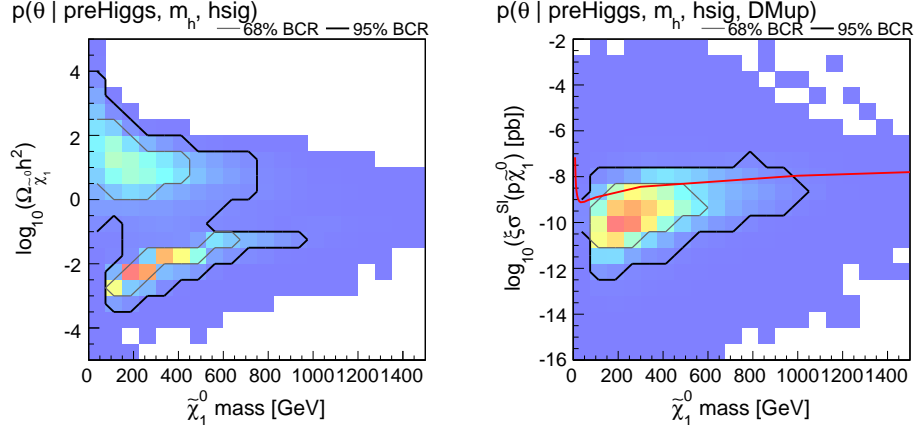


Figure 2.58: Marginalized 2D posterior densities for dark matter quantities. The probability density is represented by color shading, ranging from low values in blue to high values in red. The gray and black lines are contours of 68% and 95% Bayesian Credibility, respectively. The red line in the right plot is the 90% CL limit from LUX.

Consequences of future h signal strength measurements

It is also interesting to consider what happens if, with precision data at the next run of the LHC, the Higgs signal strengths have an even narrower probability distribution around unity. We estimate the precision attainable with 300 fb^{-1} at 14 TeV based on [114, 115]

$$\begin{aligned}
 \mu(\text{ggF} + \text{ttH}, \gamma\gamma) &= 1 \pm 0.1, & \mu(\text{VBF} + \text{VH}, \gamma\gamma) &= 1 \pm 0.3, \\
 \mu(\text{ggF} + \text{ttH}, VV) &= 1 \pm 0.1, & \mu(\text{VBF} + \text{VH}, VV) &= 1 \pm 0.6, \\
 \mu(\text{ggF} + \text{ttH}, b\bar{b}) &= 1 \pm 0.6, & \mu(\text{VBF} + \text{VH}, b\bar{b}) &= 1 \pm 0.2, \\
 \mu(\text{ggF} + \text{ttH}, \tau\tau) &= 1 \pm 0.2, & \mu(\text{VBF} + \text{VH}, \tau\tau) &= 1 \pm 0.2.
 \end{aligned} \tag{2.98}$$

The effect of these hypothetical results is illustrated in Fig. 2.59. We conclude that if the Higgs signal remains SM-like (but with smaller uncertainties), the effects already observed on some SUSY parameters are only slightly strengthened by more precise measurements.

The picture is quite different should the signal strength finally turn out to be larger than one. For illustration, we assume $\mu(\text{ggF}, \gamma\gamma) > 1$ and show in Fig. 2.60 the impact on some other quantities. As we have seen, $\Delta_b < 0$ corresponds to a suppression of $h \rightarrow b\bar{b}$ and, hence, to the enhancement of all other signal strengths. This is how one obtains $\mu(\text{ggF}, \gamma\gamma) > 1$ in our case. This leads to a strong preference for $\mu < 0$ and to an associated asymmetry for the M_2 distribution. Moreover, strong evidence for $\mu(\text{ggF}, \gamma\gamma) > 1$ would strongly disfavor a CP-odd Higgs lying close to the current CMS bound because of the impact of m_A on the tree-level coupling hbb . Finally, $\mu(\text{ggF}, \gamma\gamma) > 1$ would also imply a preference for an enhancement of the diphoton signal in VBF production, as well as an enhancement of the ZZ mode in both ggF and VBF. This is accompanied at the same time by the expected suppression of $Vh \rightarrow b\bar{b}$. Nonetheless, signal strength values close to 1 are still the most likely ones.

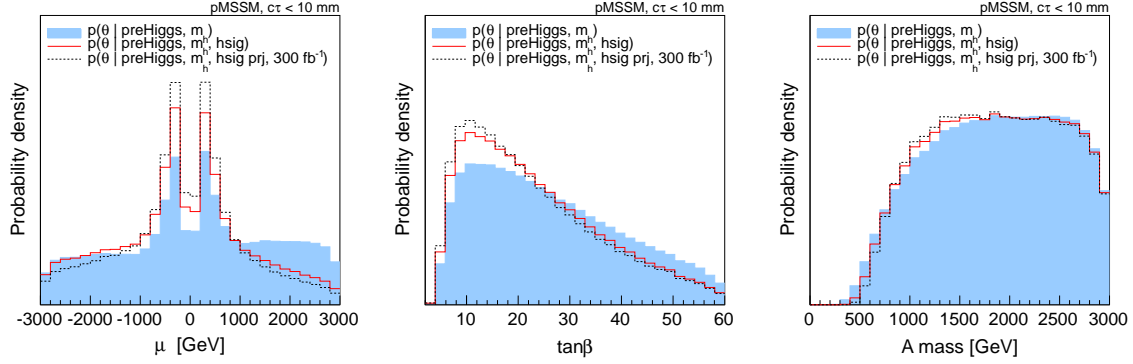


Figure 2.59: Marginalized 1D posterior densities for some MSSM parameters, showing the effect of all h signal strengths being ≈ 1 with uncertainties as expected for 300 fb^{-1} of data at 14 TeV, *cf.* Eq. (2.98).

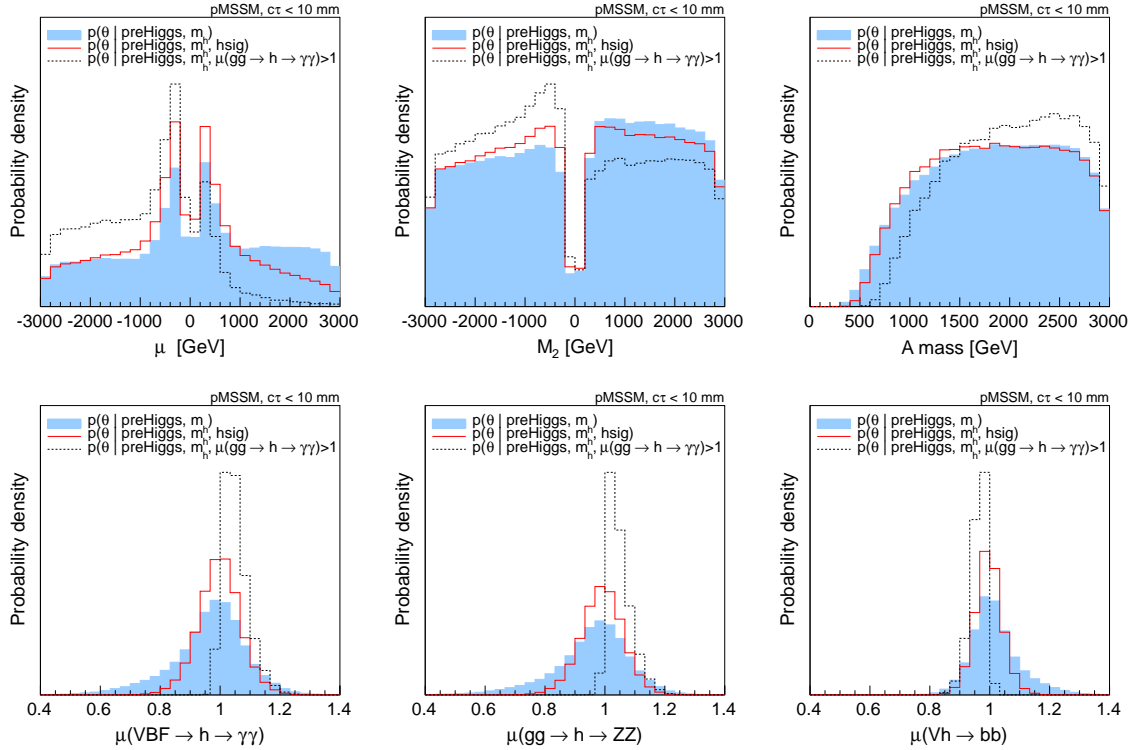


Figure 2.60: Marginalized 1D posterior densities for selected MSSM parameters and h signal strengths, showing the effect of a hypothetical future determination of $\mu(gg \rightarrow h \rightarrow \gamma\gamma) > 1$.

2.8.3 Conclusions

We have performed a Bayesian analysis of the pMSSM taking into account the latest LHC results on the Higgs signal at 125.5 GeV in addition to relevant low-energy observables and

LEP constraints. We find that the requirement of obtaining the right m_h strongly favors $|X_t/M_{\text{SUSY}}| \approx 2$, *i.e.* near-maximal (but not maximal) stop mixing. Coincidentally, such near-maximal mixing is also favored by naturalness arguments [340].

The constraints from the Higgs signal strengths in the various production \times decay modes, on the other hand, have an important influence on the posterior distributions of μ and $\tan\beta$, and hence on the electroweak-ino spectrum. Concretely, low values of μ and $\tan\beta \approx 10$ are favored. This is mainly due to radiative corrections to the bottom Yukawa coupling, which are proportional to $\mu \tan\beta$ and can significantly modify the total Higgs width. As a consequence, $\tilde{\chi}_2^0$ and $\tilde{\chi}_1^\pm$ masses below about 500 GeV are favored, as are LSPs with a significant higgsino fraction. While there is of course still a substantial tail at large masses, these results suggest that the Higgs data yield a certain preference for natural-SUSY-like scenarios.

Regarding the heavy Higgs states, H and A , we find that $m_{H,A} \gtrsim 500$ GeV mostly due to B-physics constraints. The 125 GeV Higgs data give only a small additional constraint; they mostly affect the heavy Higgses through their effect on $\tan\beta$. The limits from direct searches for $H, A \rightarrow \tau\tau$ at 7–8 TeV are less sensitive. If $m_A \lesssim 1$ TeV, prospects for discovery of H and A at the next LHC run are substantial. Because $\tan\beta \gtrsim 10$ is preferred, we find that $b\bar{b} \rightarrow H, A$ typically dominates (by about a factor of 30) over gluon fusion, with $\sigma(b\bar{b} \rightarrow H, A)\mathcal{B}(H, A \rightarrow \tau\tau)$ of the order of a few fb.

We have also explored the impact of DM limits associated with $\Omega_{\tilde{\chi}_1^0} h^2$ and $\xi\sigma^{\text{SI}}(\tilde{\chi}_1^0 p)$ on the Higgs bosons in the pMSSM context as well as the impact of the Higgs precision data on these same DM observables. The most probable values for $\Omega_{\tilde{\chi}_1^0} h^2$ lie in the vicinity of 10^{-2} , implying that DM would not consist entirely of the $\tilde{\chi}_1^0$ (or that the missing abundance of $\tilde{\chi}_1^0$ is substituted by non-thermal production). The probability for obtaining $\Omega_{\tilde{\chi}_1^0} h^2$ within the Planck window is only of order 1%: to get the correct annihilation rate, the $\tilde{\chi}_1^0$ has to have a carefully balanced composition, or a mass that is fine-tuned with respect to the A or co-annihilating sparticles. Imposing the upper limit on $\Omega_{\tilde{\chi}_1^0} h^2$, we find $m_{\tilde{\chi}_1^0} \in [100, 760]$ GeV and $\xi\sigma^{\text{SI}}(\tilde{\chi}_1^0 p) \gtrsim 3.5 \times 10^{-12}$ pb at 95% BC.

While we have not taken into account the recent LHC limits from direct SUSY searches, we have checked that our conclusions do not change when requiring gluino and squark masses above 1 TeV. The conclusions drawn from the Higgs sector are thus orthogonal to those from the SUSY searches. In particular, this makes our results directly comparable to the pMSSM interpretation of the CMS SUSY searches at 7–8 TeV [316, 317].

The 13–14 TeV run of the LHC will provide increased precision for Higgs measurements as well as a higher reach for SUSY particles. Particularly relevant in point of view of an interplay between Higgs and SUSY results is an improved sensitivity for higgsinos, gluinos and 3rd generation squarks. It will be interesting to see if a tension between Higgs results and SUSY limits arises or if there is a convergence as a result of the discovery of, *e.g.*, light charginos and neutralinos. Last but not least, if the Higgs boson is found in the end to have an enhanced $h \rightarrow \gamma\gamma$ rate compared to the SM, implications for μ and M_2 are substantial, m_A is shifted to higher values and $\mu(Vh \rightarrow Vb\bar{b})$ is suppressed — allowing for some possibility of verifying consistency with or creating tension within the pMSSM.

2.9 Lilith: a new public tool for constraining BSM scenarios from Higgs measurements

In the work presented in Sections 2.5–2.8, the definition of the Higgs likelihood from the experimental results and its evaluation from a set of reduced couplings was done by a single `FORTRAN` code. As more and more Higgs results were released, we found it necessary to develop a new, modular program for evaluating the Higgs likelihood, where the user input—specifying the modifications to the properties of the 125 GeV Higgs boson—and the experimental input entering the likelihood are decoupled from the main code. Moreover, only measurements in the Gaussian approximation were taken into account in the `FORTRAN` code, while the full likelihood in the 2D plane ($\mu(\text{ggF} + \text{ttH}, Y), \mu(\text{VBF} + \text{VH}, Y)$) recently became available for some final states Y ($\gamma\gamma$, WW^* and ZZ^* for ATLAS [146–148], $\gamma\gamma$ for CMS [132]). Finally, Higgs measurements are relevant for constraining a large variety of new physics models, while it is not trivial to define a good approximation to the Higgs likelihood.

This motivated us working on a public modular tool for applying the Higgs constraints on models of new physics. In collaboration with J  r  my Bernon, another PhD student at the LPSC Grenoble, the development of a `Python` program with this aim, called `Lilith`, started at the end of 2013. The public release of the program and of its associated manual is in preparation [342], but a beta version can already be found at [343]. In addition to being a seductive female demon, `Lilith` stands for “light likelihood fit for the Higgs”. It is designed as a light and user-friendly program, where user and experimental input are stored in `XML` files which are easy to modify. The experimental results shipped with the program consist mostly in signal strengths in the theory space, when available, as was used in Sections 2.5–2.8. This can easily be extended with any experimental result given in terms of signal strengths. Below we briefly summarize the main features of `Lilith`.

`Lilith` works with two types of user inputs, provided in the form of `XML` files. A first possibility is to provide directly signal strengths in the theory space (*i.e.*, in terms of $\mu(X, Y)$ with X and Y being production and decay modes of the SM Higgs). This is relevant if these are pre-calculated quantities, or if the user prefers to compute signal strengths himself/herself. Alternatively, the user can provide as input to `Lilith` a list of reduced couplings, again in `XML` format. This list may or may not contain reduced couplings to gluons and photons; if not provided, they will be internally calculated from the reduced couplings to SM particles. The set of reduced couplings is used by the program to compute signal strengths in the theory space, either using analytic formulas at leading order or using grids for the production cross sections and decay widths, as function of the reduced couplings, taking into account (N)NLO QCD corrections as obtained from `HIGLU` [118, 200, 201], `VBFNLO` [344] and `HDECAY` [118, 119]. In all cases (input in terms of signal strengths or reduced couplings), multi-particle labels are defined in order to simplify and improve readability of the input. For example, “`VVH`” is the shortcut for a common scaling of the WH , ZH and VBF production modes, and “`ff`” can be used to rescale all fermionic couplings or decays in the same way.

The experimental results are stored in a database consisting of `XML` files (one per measurement). When `Lilith` is called, a list of experimental results to be considered (*i.e.*, a list of `XML` files) should be given. The program was designed to handle a variety of experimental input given in terms of signal strengths in a transparent way. First, measurements can be

provided in the Gaussian approximation, either in 1D or in 2D. For a 1D measurement, the central value and the uncertainty at 68% CL should be provided, while for a 2D measurement the five parameters that appear in Eq. (2.14) should be provided. Second, measurements beyond the Gaussian approximation can be used as input to the program, again in 1D or in 2D. In the 1D case, a grid making the correspondence between signal strength and likelihood values should be given; the same thing can be done in the 2D case by provided a 2D grid of signal strengths and their associated likelihood values. This information is then interpolated internally by the program for evaluating the likelihood. Note that the experimental results given as input may or may not correspond to signal strengths in the theory plane. It is always possible to associate efficiencies for different production and/or decay modes to a measurement, making it possible to give as input any kind of measurement expressed in terms of signal strengths.

The primary output of the program is a likelihood value for the tested scenario. An evaluation of the p -value is also given from a naive estimate of the number of degrees of freedom. The functionalities of `Lilith` can easily be integrated into any `Python` code by importing `Lilith` as a library; examples are provided in the beta version [343]. The integration of `Lilith` into a `C` and `C++` code has also been developed and is used for integrating the program into `micrOMEGAs` [88]. Compared to system calls, calling `Lilith` internally as a library has the advantage of being much lighter since the initialization of the program is only done once. This is particularly relevant in the case of large scans. For couplings fits, the use of minimization algorithms such as those present in MINUIT [216] is relevant for deriving constraints. This can easily be done in `Python` by using, *e.g.*, `iminuit` [345] (a `Python` module that passes low-level MINUIT functionality to `Python` functions).

More details on the structure of `Lilith` and instructions on how to use the program are given on the webpage [343]. It includes explicit examples for the two input modes and explanations for running `Lilith` as a library in `Python`, for which examples are shipped with the beta version.

2.10 Some thoughts on the future of Higgs measurements and likelihoods

In this chapter, we derived an approximation to the Higgs likelihood based on signal strengths in the theory plane, most notably from the information given by the ATLAS and CMS collaborations in the $(\mu(\text{ggF} + \text{ttH}, Y), \mu(\text{VBF} + \text{VH}, Y))$ plane for $Y = \gamma\gamma, ZZ^*, WW^*, b\bar{b}$, and $\tau\tau$. This approach, presented in Section 2.4, was shown to provide a good approximation to the full likelihood in fits to reduced Higgs couplings in Section 2.6, and was used to constrain new physics in Sections 2.5–2.8 in the context of effective parameterizations or concrete extensions of the SM. The definition of the approximate Higgs likelihood was extended and refined in `Lilith`, a new public tool that evaluates the likelihood for modified properties of the 125 GeV Higgs boson using the latest information given by the experimental collaborations, as was presented in Section 2.9.

As we saw, the full likelihood in the 2D plane $(\mu(\text{ggF} + \text{ttH}, Y), \mu(\text{VBF} + \text{VH}, Y))$ has already been provided by the experimental collaborations for some final states. Hopefully, this information will be released systematically during Run II of the LHC and provided in a

numerical form. There are however limitations when defining our approximation to the full Higgs likelihood from these 2D planes. It is therefore interesting to think of new ways of presenting the LHC Higgs results in the future. This was the motivation for the note “On the presentation of the LHC Higgs Results”, Ref. [346], to which I actively contributed. This note was submitted to arXiv on July 22, 2013, and originated from the workshops “Likelihoods for the LHC Searches”, 21-23 January 2013 at CERN, “Implications of the 125 GeV Higgs Boson”, 18-22 March 2013 at LPSC Grenoble, and from the 2013 Les Houches “Physics at TeV Colliders” workshop. This was built upon the recommendations given in the “Les Houches Recommendations for the Presentation of LHC Results” [217], which stressed the importance of providing all relevant information, including the best-fit signal strengths, on a channel-by-channel basis for the independent production and decay processes. In this section, some of the discussion present in Ref. [346] will be reproduced.

2.10.1 Signal strengths

First, let us go back to the likelihoods presented in the $(\mu(\text{ggF} + \text{ttH}, Y), \mu(\text{VBF} + \text{VH}, Y))$ plane. In the future, production of the Higgs boson in association with a top quark pair will be probed with a much better precision, making it necessary to disentangle $\mu(\text{ggF}, Y)$ from $\mu(\text{ttH}, Y)$. Moreover, even if rescaling the VBF, WH and ZH production mechanisms by a common factor is theoretically justified in models with custodial symmetry, this might not exactly hold and one might want to check precisely the extent to which custodial symmetry can be tested in a global Higgs coupling fit. Eventually, we want to test ggF, ttH, VBF, ZH and WH separately, which means that we need a more detailed break down of the channels beyond the 2D plane.

The optimum would of course be to have the full statistical model available, and methods and tools are indeed being developed [347] to make this feasible, *e.g.*, in the form of **RooFit** workspaces. However, it may still take a while until likelihoods will indeed be published in this way. We would therefore like to advocate as a compromise that the experiments give the likelihood for each final state Y as a function of a full set of production modes, that is to say, in the

$$(m_H, \mu_{\text{ggF}}, \mu_{\text{ttH}}, \mu_{\text{VBF}}, \mu_{\text{ZH}}, \mu_{\text{WH}}) \quad (2.99)$$

parameter space. By getting the likelihood function in this form for each decay mode, a significant step could be taken towards a more precise fit in the context of a given BSM theory. Note that the signal strengths’ dependence on m_H is especially important for the high-resolution channels ($\gamma\gamma$ and ZZ , also $Z\gamma$ in the future). While the signal strengths seem to form a plateau in the case of $H \rightarrow \gamma\gamma$ (at least in ATLAS), there is a very sizable change in the $H \rightarrow ZZ$ channel if m_H is changed by 1 or 2 GeV. The likelihood could be communicated either as a standalone computer library or as a large grid data file. This choice is mostly meant to be an intermediate step between a full effective Lagrangian parameterization (which would be difficult to communicate) and simple 2D parameterizations which unfortunately do not cover all the theoretical possibilities.

Of course, approximations still have to be made in order to reconstruct a global Higgs likelihood from this six-dimensional information, even in the case of a simple scaling of the SM production cross sections and branching fractions. While all correlations are included

for a given decay mode Y in a given experiment, the global likelihood is simply defined as the product of the individual 6D likelihoods (analogously to Eq. (2.15)), meaning that all experimental and theoretical correlations between different final states Y (or the same final state Y between ATLAS and CMS) are neglected. This is expected to become more and more problematic as measurements become limited by systematic uncertainties (see, *e.g.*, Ref. [348]). This includes experimental correlations (for instance, from the jet energy scale and resolution) and theoretical uncertainties on the SM predictions of the cross sections and branching fractions (the dominant one being gluon fusion, for which the uncertainties are currently estimated by the LHC Higgs Cross Section Working Group to be $^{+7.2\%}_{-7.8\%}$ and $^{+7.5\%}_{-6.9\%}$ at $m_H = 125.5$ GeV, from the variation of the QCD scale and uncertainties on PDF+ α_s , respectively [111]). Moreover, searches are not completely independent. For instance, $H \rightarrow WW^*$ events contribute to the signal in the search for $H \rightarrow \tau\tau$ [134]; also, in the search for $H \rightarrow b\bar{b}$ produced in association with a top-quark pair, there can be significant contributions from other decay modes (see Appendix 3 in Ref. [138]), leading to correlations between the individual 6D likelihoods.

In the Gaussian approximation, the problem of missing correlations can be solved if the $n \times n$ covariance matrix V (see Eq. (2.10)) is provided by the experiments, either for the n individual measurements or, even better and simpler, in theory space for the $n = n_X n_Y$ different $\mu(X, Y)$. In order to have all correlations, this covariance matrix V should be published jointly by the ATLAS and CMS collaborations after combination of their results. In this simple and powerful approach, there are however limitations when constraining theories with the same coupling structure as the SM. First, the covariance matrix V would be given at a fixed Higgs mass. It is possible to overcome this problem simply by publishing several covariance matrices corresponding to different Higgs masses (with, *e.g.*, a step of $\Delta m_H = 250$ MeV). Second, the Gaussian approximation might be well justified with a very large statistical sample but is not an extremely good approximation with the current data, as already discussed in Section 2.4. Third, in this approach all correlations would be included in the covariance matrix and it is not straightforward, in particular, to change the theoretical uncertainties in a consistent way.

As was mentioned in Section 2.4, there is no universal agreement on the treatment of theoretical uncertainties at the LHC, and it is time-dependent (it depends in particular on the status of the calculation of higher-order corrections and on the data included in the PDF sets). It would therefore be very valuable to be able to change it. Recently, an interesting proposal was made in this direction in Ref. [349]. Provided experimental collaborations publish likelihoods that are not profiled over a set of theoretical nuisance parameters of interest, but instead given for a fixed scenario, it is possible to build a “recoupled” likelihood incorporating these uncertainties at the later stage. This has the advantage of not being restricted to the Gaussian approximation. It would certainly be of great interest if the information in the 2D plane ($\mu(\text{ggF} + \text{ttH}, Y), \mu(\text{VBF} + \text{VH}, Y)$), or even better in the 6D plane discussed above, could be given without profiling over the theoretical uncertainties on the Higgs signal. From the method presented in Ref. [349], one could then fully correlate the theoretical uncertainties between the different channels and experiments, and modify these uncertainties compared to what is done in ATLAS and CMS if wanted.

2.10.2 Fiducial cross sections

As we saw in Section 2.7, a simple scaling of production cross sections and decay branching fractions (relative to the SM) is not sufficient in situations in which the kinematic distributions of the signal depend on model parameters. Specifically, one must account for the change in the signal selection efficiency. In order to address this broader class of theories, we advocate the measurement of fiducial cross sections for specific final states, *i.e.* cross sections, whether total or differential, for specific final states within the phase space defined by the experimental selection and acceptance cuts. This is meant in addition to, not instead of, fits for signal strength modifiers μ . Indeed, the (largely model-independent) fiducial cross sections and signal strengths w.r.t. SM are complementary to each other and both provide very valuable information in their own right.

With the full dataset of the LHC Run I, measurements of fiducial cross sections with a precision of 20% or so already became feasible in a number of channels. In fact, ATLAS has already made the first attempt and released fiducial cross sections for $H \rightarrow \gamma\gamma$ [350] and $H \rightarrow ZZ^*$ [351] (preliminary). Fiducial cross section measurements require no model-dependent extrapolations to the full phase space, nor do they acquire additional theoretical uncertainty associated with such extrapolations. With carefully defined “fiducial volumes”, the model-dependence of signal efficiencies within such “fiducial volumes” can also be minimized so as to make it smaller than the overall experimental uncertainties. For example, cuts on lepton transverse momenta can be raised well above the knee of the efficiency plateau—this would minimize the impact of possible variations in leptons’ p_T -spectra on the overall signal efficiency. Including isolation of leptons into the “fiducial volume” definition would help minimize the sensitivity of a measured fiducial cross section on assumptions about the jet activity in signal events. In some cases this is more difficult, for instance when the fiducial volume is defined by a cut on missing transverse energy, which often introduces sensitivity to the topology of the event. In situations where there is residual model-dependence in the fiducial efficiency, a service such as RECAST [352] provided by the collaborations for explicitly calculating the fiducial efficiency would be of great value.

Fiducial cross sections, both total and differential, are standard measurements in high energy physics and for some processes are the only experimental cross sections available. For example, J/ψ and Υ production cross section measurements at hadron colliders are always performed in some specified “fiducial volumes”. This has allowed for a variety of models, many of which appeared or were substantially updated *after* the measurements had been made, to be confronted with the fixed experimental results. In the context of Higgs boson physics, the fiducial cross sections can be categorized according to:

- “target” decay mode, *e.g.*, $H \rightarrow ZZ \rightarrow 4\ell$, $H \rightarrow \gamma\gamma$, $H \rightarrow WW \rightarrow \ell\nu\ell\nu$, *etc.*;
- “target” production mechanism signatures, *e.g.*, (VBF-like jj)+ H , $(\ell\ell)$ + H , $(\ell+E_T^{\text{mis}})$ + H , (E_T^{mis}) + H , (V-like jj)+ H , *etc.*;
- and signal purity, *e.g.*, 0-jet, 1-jet, high-mass VBF-like jj , low-mass VBF-like jj , *etc.*

Fiducial cross sections can be interpreted in the context of whatever theoretical model, provided it is possible to compute its predictions for the fiducial cross section at hand (*i.e.*, if it is possible to include experimental selection/cuts into the model). Typically, if the cuts

defining “fiducial volume” can be implemented in a MC generator, this is rather straightforward. Therefore, complicated “fiducial volume” criteria (*e.g.* MVA-based) are not well suited, unless the MVA function is provided and depends only on kinematic information available at the generator level. Some reduction in signal sensitivity due to simplifications in the event selection and due to possibly tighter cuts (to minimize the dependence of a signal efficiency on model assumptions as discussed above) is an acceptable price.

If these requirements for “fiducial volume” definitions are satisfied, then theoretical parameters of interest can be extracted from a fit to the measured cross sections. As more than one fiducial cross section become available, to make a proper fit for parameters of interest, it is important that experiments provide a complete covariance matrix of uncertainties between the measured fiducial cross sections.

The ultimate measurements of an “over-defined” set of fiducial cross sections σ_i^{fid} can be unravelled into total cross sections associated with specific production mechanisms σ_j^{tot} via a fit of the following set of linear equations:

$$\sigma_i^{\text{fid}} = \sum_j A_{ij}^{\text{th}} \times \sigma_j^{\text{tot}}, \quad (2.100)$$

where A_{ij}^{th} are theoretical acceptances of “fiducial volumes”, in which fiducial cross sections σ_i^{fid} are measured.

The beauty of the concept of fiducial cross sections is that *experimental* uncertainties associated with measurements of fiducial cross sections σ_i^{fid} and *theoretical* uncertainties associated with “fiducial volume” acceptances A_{ij}^{th} are nicely factorized. Therefore, updates of theoretical acceptances/uncertainties or a confrontation of emerging new models with experimental results do not require a re-analysis of experimental data. One can also treat the total cross sections σ_j^{tot} as nuisance parameters and fit data for theoretical acceptances A_{ij}^{th} (*e.g.*, a 0-jet veto acceptance), if it is these quantities that one is primarily interested in.

Finally, we note that measurements of differential fiducial cross sections, when they become possible, will be even more powerful (in comparison to just total exclusive fiducial cross sections) for scrutinizing the SM Lagrangian structure of the Higgs boson interactions, including tests for new tensorial couplings, non-standard production modes, determination of effective form factors, *etc.*

Chapter 3

Interpreting LHC searches for new physics

So the Higgs has been found—but where is new physics? Beyond the discovery of the Higgs boson and the measurements of its properties, the LHC was designed as a discovery machine for TeV-scale physics. Guided by naturalness arguments, there were high hopes in finding new physics “just around the (LEP) corner”, *i.e.* new particles in the 100 – 1000 GeV mass range. Unfortunately, after Run I of the LHC no significant excess was observed in the search for new physics in spite of the large variety of analyses performed by the ATLAS, CMS and LHCb collaborations. If new physics connected to electroweak symmetry breaking is indeed present, it is either well hidden, somewhat “unnatural” (in the case where the BSM particles are rather heavy), or it has experimental signatures not yet looked for or not yet thought of. It is however important to keep in mind that the 95% CL lower bounds set on the masses of BSM particles produced at the LHC depend a lot on the production cross section (hence on the quantum numbers of the initially produced BSM particle(s)), on the nature of the final state particles and on the kinematic configuration. For example, gluino production followed by $\tilde{g} \rightarrow qq\tilde{\chi}_1^0$ is excluded up to $m_{\tilde{g}} = 1.2 - 1.4$ TeV for a massless neutralino (while there is no limit above $m_{\tilde{\chi}_1^0} = 600$ GeV) in both ATLAS and CMS [353, 354], while the limits on the pair production of staus followed by $\tilde{\tau}_1 \rightarrow \tau\tilde{\chi}_1^0$ have not been improved since LEP.

Of course, searches for new physics at the LHC cannot be completely general. Signals of new physics, in a given model, have specific kinematic features that can be used to discriminate against the SM background.¹ The sensitivity to the expected signal can then be increased and, in the case of a significant deviation from the SM expectation, it can help distinguishing between the possible BSM explanations. Apart from the searches for Higgs-like states, the current BSM searches performed by the ATLAS and CMS collaborations are divided into two main categories: SUSY searches [356, 357] and “exotic” searches [358, 359]. The former category includes almost all searches where a significant amount of missing transverse momentum is required, while searches for new resonances (motivated, *e.g.*, by heavy Z^0 -like states or gravitons in models with extra dimensions) are given in the latter category. In the rest of the chapter we will focus on the searches for supersymmetric particles,

¹A very general search for events possibly including isolated electrons, photons and muons, as well as (b -)jets and missing transverse momentum has been performed by ATLAS [355]. While valuable, such a search approach is much less sensitive than optimized searches for specific models.

even though most of the general discussions remain valid to all BSM searches.

Within a given search for new physics performed at the LHC, a number of signal regions is defined. Each signal region corresponds to a unique set of selection criteria (also called cuts) designed to optimize the sensitivity to different new physics scenarios and to different kinematic configurations. For each signal region, the primary results are given as the number of observed events (n_{obs}) and the SM expectation with its associated uncertainty at 68% CL ($n_b = \hat{n}_b \pm \Delta n_b$), from which the significance of possible excesses is assessed. If no significant excess is found, a 95% CL limit on the visible cross section (*i.e.* cross section after cuts, $\sigma_{\text{vis}} = \sigma \times A \times \varepsilon$) is evaluated. The impact of these results is then assessed for the models of new physics for which the analysis has been designed. If no significant excess is found, 95% CL limits are set on the parameter space of these models, possibly after combining the results of several signal regions. A short discussion on the statistical procedure for setting limits can be found at the end of Section 3.4.

The first round of SUSY searches at the LHC, at $\sqrt{s} = 7$ TeV, mainly focused on the constrained MSSM (CMSSM), a popular restricted version of the general MSSM with only four GUT-scale parameters in addition to the sign of the μ parameter: the mass parameters m_0 and $m_{1/2}$ for the scalar particles and gauginos, respectively, the common trilinear coupling A_0 , and $\tan \beta$. As LHC searches were pushing the bounds on m_0 and $m_{1/2}$ higher and higher with no evidence of a signal, it became evident that such a restricted framework—only covering a small subset of the possibilities of the general MSSM or even of the pMSSM—should no longer serve as a guidance for both the design and interpretation of SUSY searches. It is however difficult to represent and communicate the impact of a given search on less constrained models. More than two or three parameters can typically impact the expected number of events in the signal regions, making it difficult to represent the exclusion bounds on paper.² In addition, given the large number of systematic uncertainties needed to realistically model the ATLAS or CMS detector, a lot of computing power is needed to test possible signals of new physics, hence new interpretations certainly do not come for free.

It is however possible to take a different approach and consider every new physics signal not as the mere result of the choice of model parameters, but instead as the superposition of different topologies contributing to the signal. In the case of topologies involving only two or three new particles, it is possible to define a simplified model with only these particle masses as free parameters, assuming that all other BSM particles are absent or too heavy to contribute to the signal. This is the simplified model approach, which is now systematically used by the ATLAS and CMS collaborations in the presentation of the results of SUSY searches (for a concise overview, see Refs. [361, 362]).

We illustrate the simplified model approach with the example of the ATLAS search for charginos, neutralinos and sleptons in final states with two leptons of opposite sign and missing transverse momentum ($\ell^+ \ell^- + E_T^{\text{miss}}$) with full luminosity at $\sqrt{s} = 8$ TeV [363]. The SUSY simplified model topologies considered in this analysis are shown in Fig. 3.1. As a consequence of the assumption of conserved R -parity and neutralino LSP, the lightest neutralino, $\tilde{\chi}_1^0$, is a stable particle present at the end of all SUSY decay chains. The first two topologies involve only one new particle mass in addition to the one of the LSP, corresponding

² Attempts in this direction have however been made, see in particular Refs. [316, 317, 360] for the impact of the CMS SUSY searches on the pMSSM.

to the sleptons $\tilde{\ell}$ (SUSY partners of the electron and muon) and to the lightest chargino $\tilde{\chi}_1^\pm$. In the former case it is assumed that the first and second generation of sleptons are degenerate, *i.e.* that $m_{\tilde{L}_1} = m_{\tilde{L}_2}$ and $m_{\tilde{E}_1} = m_{\tilde{E}_2}$ or equivalently that $m_{\tilde{e}_R} = m_{\tilde{\mu}_R} \equiv m_{\tilde{\ell}_R}$ and $m_{\tilde{e}_L} = m_{\tilde{\mu}_L} \equiv m_{\tilde{\ell}_L}$. Three extreme cases are then considered when setting limits on the simplified model: $m_{\tilde{\ell}_R} \ll m_{\tilde{\ell}_L}$, $m_{\tilde{\ell}_R} \gg m_{\tilde{\ell}_L}$, and $m_{\tilde{\ell}_R} = m_{\tilde{\ell}_L}$. As regards the last two simplified model topologies of Fig. 3.1, in order to represent the limits on a 2D plane it is subsequently assumed that $m_{\tilde{\chi}_1^\pm} = m_{\tilde{\chi}_2^0}$ and $m_{\tilde{\nu}} = m_{\tilde{\ell}_L} = (m_{\tilde{\chi}_1^\pm} + m_{\tilde{\chi}_1^0})/2$.³ The first assumption is well-motivated when $\tilde{\chi}_2^0$ and $\tilde{\chi}_1^\pm$ are both wino-like or higgsino-like, while the second one is an arbitrary choice.

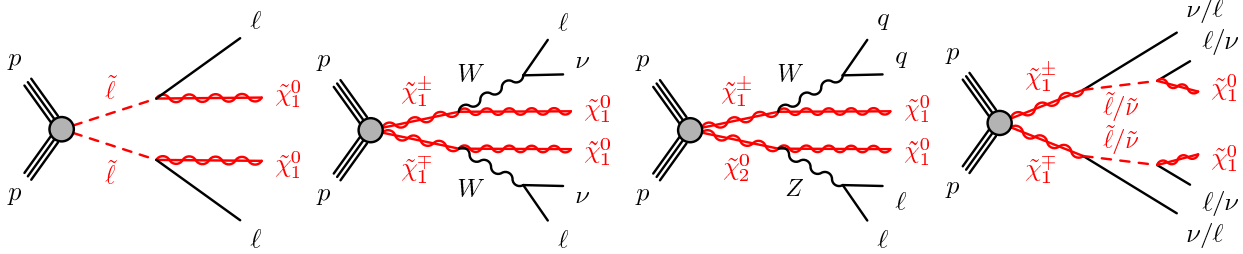


Figure 3.1: The four simplified model topologies considered in the ATLAS SUSY search for $\ell^+\ell^- + E_T^{\text{miss}}$ at $\sqrt{s} = 8$ TeV [363].

The 95% CL exclusions in the parameter spaces of these simplified models are then given. Two examples are shown in Fig. 3.2, corresponding to the first two simplified model topologies of Fig. 3.1. For the direct production of sleptons, it is assumed that $m_{\tilde{\ell}_R} = m_{\tilde{\ell}_L}$. In both cases, the LEP limits on chargino and slepton production [336] are clearly improved by ATLAS in the case of a light neutralino. However, when the mass difference between the sleptons and the LSP is below ~ 50 GeV (in the case of slepton pair production) and when the mass of the LSP is above ~ 20 GeV (in the case of chargino-pair production followed by $\tilde{\chi}_1^\pm \rightarrow W^\pm \tilde{\chi}_1^0$), the ATLAS limits vanish.

Presenting results in terms of simplified model scenarios is very interesting by itself as it gives the status of the constraints for a number of relevant topologies. However, this approach suffers from limitations by definition. First, in the exclusion regions delineated by the red lines in Fig. 3.2 the branching fractions are always assumed to be 100%. It is not difficult to find scenarios where this condition does not hold: for instance, in addition to the first topology of Fig. 3.1, slepton-pair production could be followed by $\tilde{\ell}^\pm \rightarrow \nu_\ell \tilde{\chi}_1^\pm \rightarrow \nu_\ell W^\pm \tilde{\chi}_1^0$ if the chargino is sufficiently light. Also, the second topology of Fig. 3.1 will always be present in the case of chargino-pair production, hence the fourth topology cannot yield 100% branching fraction. Second, the exclusion regions depend on the production cross sections, which are sensitive to the nature of the initially produced SUSY particles. This is especially relevant for the electroweak-ino pair production, where the cross section depends on the wino, higgsino and bino fractions of the produced particles. In the last three topologies of Fig. 3.1 and on the limit shown in the right panel of Fig. 3.2, it is assumed that the $\tilde{\chi}_1^\pm$ and the $\tilde{\chi}_2^0$ are pure

³In the case of the production of a pair of charginos followed by slepton-mediated decays, it is assumed that the three flavors of (s)leptons contribute to the signal in this ATLAS analysis [363]. This is in contrast with the usual definition of the symbol ℓ in this thesis.

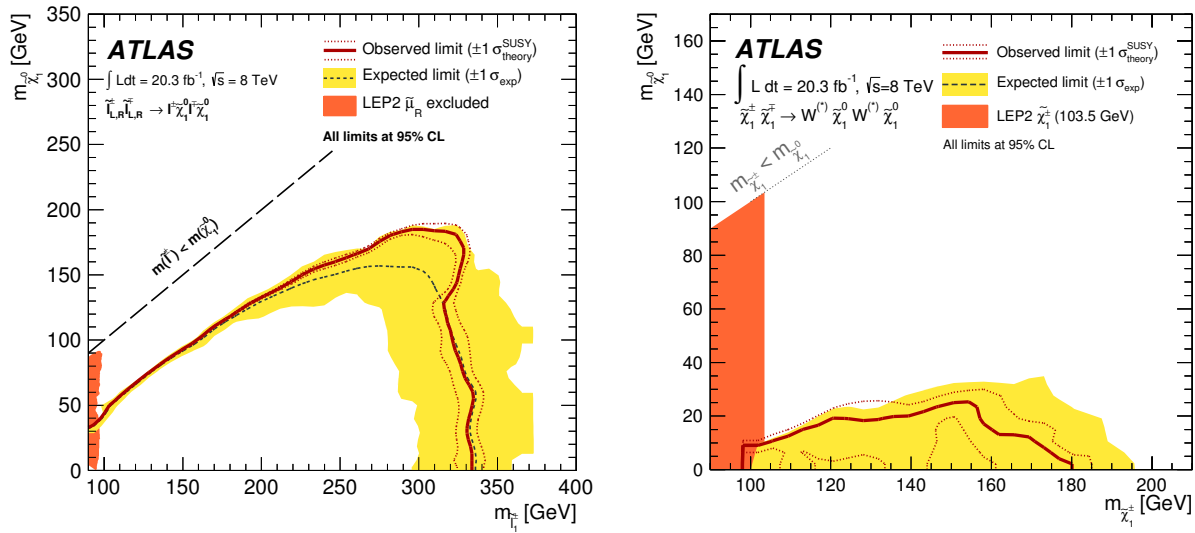


Figure 3.2: 95% CL exclusion regions in the planes $(m_{\tilde{\ell}_{L,R}}, m_{\tilde{\chi}_1^0})$ (left) and $(m_{\tilde{\chi}_1^\pm}, m_{\tilde{\chi}_1^0})$ (right) for the ATLAS SUSY search for $\ell^+\ell^- + E_T^{\text{miss}}$ at $\sqrt{s} = 8$ TeV, taken from [363]. Also illustrated are the LEP limits [336].

wino states. In the case of mostly higgsino states, the cross section would be smaller and the excluded regions might change drastically.

We have seen that the experimental collaborations at the LHC cannot cover all possibilities of new physics when interpreting the results of the BSM searches. Instead, limits on simplified models corresponding to a single topology can be derived, where only a handful of new parameters are needed to parameterize the model. This approach has been systematically adopted by the ATLAS and CMS collaborations for the SUSY searches, and gives a meaningful picture of the impact of these searches. However, the exclusion regions given in terms of simplified models as shown in Fig. 3.2 cannot be used directly when testing most models of new physics because of the assumptions on the production cross section and on the branching fractions, assumed to be 100% by definition of the simplified model. Therefore, interpretations beyond the ones of the experimental collaborations are needed to fully exploit the potential of these searches—even when testing “standard” MSSM scenarios that motivates the design of most SUSY analysis.

In Section 3.1 we will give more details on the simplified models and explain how these experimental results can be used to constrain new physics signals beyond a simplified model. This is achieved through decomposition of the signal into simplified models, as is done by the programs `SModelS` [364] and `FastLim` [365]. This approach will be used to constrain, using `SModelS`, two specific scenarios of supersymmetric dark matter in Sections 3.2 and 3.3. As we will see, the simplified model approaches presented in Section 3.1 are fast but have limitations—a more general way of constraining new physics from LHC searches consists in applying the analyses cuts on event samples generated by Monte Carlo simulation. The technical aspects of this approach and the related database of analyses we have initiated will be discussed in Section 3.4. We will then present the latest modifications to the `MadAnalysis 5` program relevant for the reimplementation of analyses in Section 3.5. Finally, two concrete

examples of reimplemented LHC analyses will be given in Sections 3.6 and 3.7.

3.1 Constraining new physics with simplified models

We argued above that LHC results presented in terms of simplified model topologies gives a meaningful picture of the impact of the BSM searches. However, the information given in Fig. 3.2 makes it impossible to constrain models of new physics beyond the very constrained definition of the simplified model itself. This limitation can be overcome if, in addition to the exclusions indicated with a red line in Fig. 3.2, the experimental collaborations provide 95% CL upper bounds on the cross sections across the parameter space of the simplified model. From this information, one can constrain any model with the same topology (hence same final state particles with the same kinematic properties), but a different production cross section and/or branching fractions below 100%. Taking the example of the $\tilde{\chi}_1^\pm \tilde{\chi}_1^\mp \rightarrow W^\pm \tilde{\chi}_1^0 W^\mp \tilde{\chi}_1^0$ topology, this information makes it possible to reinterpret the exclusion if, for instance, the chargino is higgsino-like instead of wino-like and/or the branching fraction is below 100% because the chargino could also decay via, *e.g.*, a stau, $\tilde{\chi}_1^\pm \rightarrow \nu_\tau \tilde{\tau}_1 \rightarrow \nu_\tau \tau \tilde{\chi}_1^0$.

Fortunately, this information is now systematically provided by the ATLAS and CMS collaborations and is present for all simplified model scenarios of the SUSY analyses with full luminosity at $\sqrt{s} = 8$ TeV. Two examples are given in Fig. 3.3 for the constraints on the pair production of left-handed sleptons with $\tilde{\ell}_L^\pm \rightarrow \ell^\pm \tilde{\chi}_1^0$ from the ATLAS $\ell^+ \ell^- + E_T^{\text{miss}}$ search aforementioned, and from the preliminary results of the CMS SUSY search for charginos, neutralinos, and sleptons at $\sqrt{s} = 8$ TeV [366]. In the case of ATLAS, the 95% CL upper bounds on the visible cross sections are given as numbers scattered along the 2D plane, while CMS encodes this information in the color code of a 2D histogram. In the case of CMS, the information is systematically provided in a numerical form (ROOT and/or plain text format) on the TWiki page of the analysis, while in the case of ATLAS this is less systematic but more and more often provided on HepData.

The signal of a model of new physics can be decomposed into topologies. For those topologies which are constrained by the experiments as in Fig. 3.3, it is possible to test exclusion for any (known) cross section and branching fraction. This however requires to build a database of simplified model results, to decompose the signal into the relevant topologies, and to check that the assumptions made in the definition of simplified models are satisfied. For the latter, this includes checking that the assumptions on the masses of the intermediate $\tilde{\ell}$ and $\tilde{\nu}$ in the fourth topology of Fig. 3.1 are (approximately) satisfied, *i.e.* a common slepton mass which is halfway between the chargino and the LSP mass. All this procedure has been automated in **SModelS** [364], a new tool made in collaboration between Vienna, Grenoble and São Paulo. **SModelS** can be used online at <http://smodels.hephy.at>, and a public version of the code is in preparation.

The working principle of **SModelS** is illustrated in Fig. 3.4. The program can take as input an SLHA(-like) file [325, 326] containing the information on the cross sections and branching fractions (using the statements **XSECTION**⁴ and **DECAY**, respectively), in addition to the masses of the BSM particles (in the **MASS** block). If not given in the SLHA file, the

⁴The **XSECTION** statement is not part of the SLHA standard yet but it has been proposed at the 2013 Les Houches workshop, see [367].

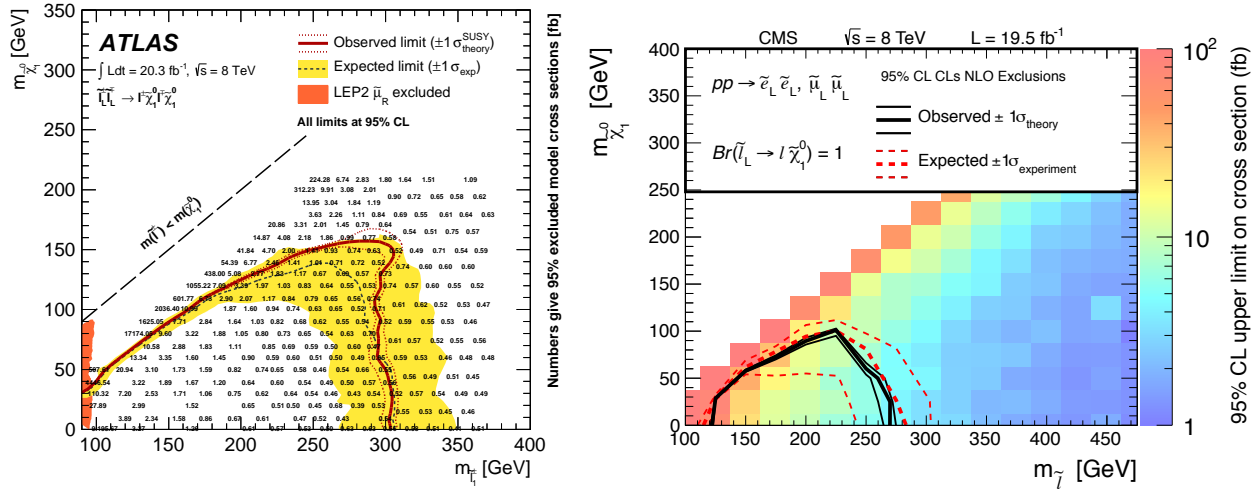


Figure 3.3: 95% CL exclusion regions in the plane $(m_{\tilde{\ell}_L}, m_{\tilde{\chi}_1^0})$ for the ATLAS SUSY search for $\ell^+\ell^- + E_T^{\text{miss}}$ at $\sqrt{s} = 8$ TeV from [363] (left) and for the CMS SUSY search for charginos, neutralinos, and sleptons at $\sqrt{s} = 8$ TeV from [366] (right). The 95% CL upper bounds on the visible cross sections are indicated as numbers in the case of ATLAS, and is encoded in the color code for CMS.

production cross sections of SUSY processes can be computed either at leading order through a Monte Carlo generator, at NLO using *Prospino* [368], or at next-to-leading log (NLL) precision (for the production of squarks and gluinos) using *NLL-fast* [369]. The various combinations of production and decay are then matched to simplified model topologies, and compared to experimental limits if available. Another possibility is to give as input an event file in Les Houches event (LHE) format [370]; in this case, each individual event is mapped to a simplified model topology, and the sum of the weights given by the Monte Carlo generator are used to derive the various $\sigma \times \text{BR}$.

A large number of simplified model interpretations has been performed by the ATLAS and CMS collaborations from the data collected during Run I of the LHC. Hence, this approach is well-suited for constraining a variety of signals of new physics, beyond the very restricted definitions of the simplified models. In *SModelS*, these signals could come from supersymmetric as well as non-supersymmetric models, as long as all topologies respect a Z_2 symmetry. Compared to the full procedure of model testing, a clear advantage of this approach is that it is fast. Indeed, it requires at most to generate events at the parton level, and no detector simulation, implementation of cuts, or limit setting procedure is required. It is thus especially relevant in the context of large scans where the computing time and the disk space are limiting factors.

By definition, this procedure is conservative since the 95% CL upper limits are taken directly from the experimental publications and all simplified model topologies are tested independently.⁵ This is a desirable feature, but also a limitation of this approach. First, signal regions usually target one simplified model topology but do not veto completely the signal

⁵However, the statistical interpretation of these simplified model results is not straightforward as only observed upper limits at 95% CL are available.

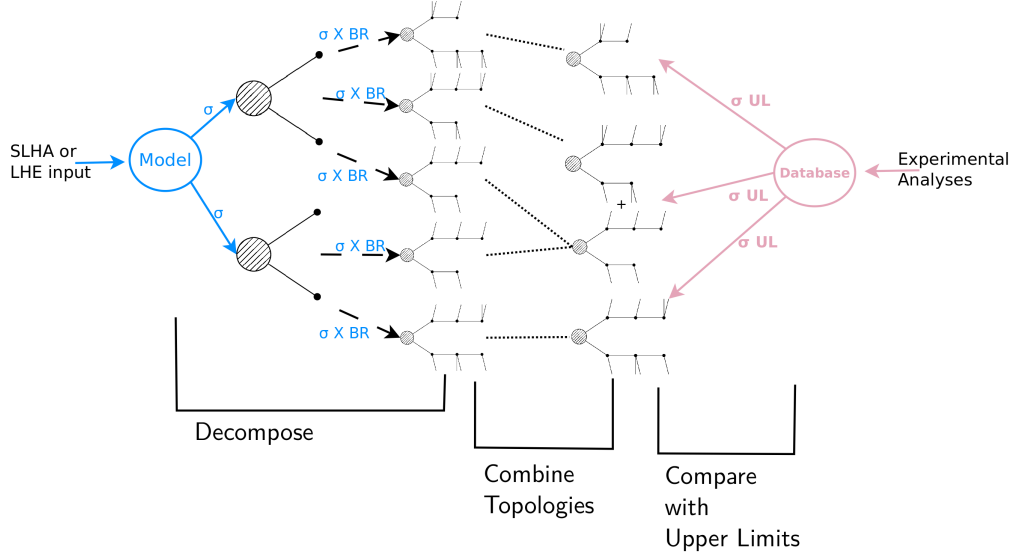


Figure 3.4: Schematic view of the working principle of SModelS, from Ref. [364].

from other topologies. Second, combination of several signal regions is made in many analyses where the signal regions are non-overlapping (*i.e.*, mutually exclusive). Third, topologies involving more than two parameters are never completely covered by the experiments, hence many topologies simply cannot be confronted to the experimental results. For instance, the fourth topology of Fig. 3.1 cannot be tested if $(m_{\tilde{\chi}_1^\pm}, m_{\tilde{\ell}_L, \tilde{\nu}}, m_{\tilde{\chi}_1^0}) = (150, 120, 20)$ GeV because the slepton mass is assumed to be $m_{\tilde{\ell}_L, \tilde{\nu}} = (m_{\tilde{\chi}_1^\pm} + m_{\tilde{\chi}_1^0})/2$ in the results given in Ref. [363].

These limitations can be partly overcome by using simplified model topologies in a different way. We have seen that signals of new physics can be decomposed into n topologies with a cross section σ_i (including the branching fraction factors). Thus, the number of expected signal events in a given signal region can be written as

$$n_s = \sum_{i=1}^n \sigma_i \times (A \times \varepsilon)_i \times \mathcal{L}, \quad (3.1)$$

where \mathcal{L} is the integrated luminosity. In order to confront a given model to the experimental results, the only missing piece of information is the acceptance and efficiency, $(A \times \varepsilon)_i$, for each of the n simplified model topologies contributing to the signal in this signal region. This information is sometimes provided by the experimental collaborations, as in the case of the $\tilde{\chi}_1^\pm \tilde{\chi}_1^\mp \rightarrow W^\pm \tilde{\chi}_1^0 W^\mp \tilde{\chi}_1^0$ topology in the signal region WWa of the ATLAS SUSY search for $\ell^+ \ell^- + E_T^{\text{miss}}$, see Fig. 3.5.⁶ If the same information were available for other topologies in this signal region, it would be possible to overcome the first limitation mentioned above. Then, assuming that all the information on the acceptance×efficiencies is available for the

⁶The definitions of acceptance and efficiency as taken in Fig. 3.5 do not match with the ones given in Section 2.3, where A is the geometrical acceptance of the detector and ε is the efficiency of the cuts. Instead, A is defined as the fraction of signal events which pass the analysis selection performed on Monte Carlo “truth” objects and ε is a correcting factor for the reconstruction level cuts applied to reconstructed objects. Their product, $A \times \varepsilon$, is the same irrespective of the individual definitions of A and ε .

relevant topologies, it would in principle be possible to combine the results from different signal regions and/or analyses and go beyond the individual 95% CL upper bounds. The correlation between systematic uncertainties however makes it a difficult task, as will be discussed in Section 3.4.

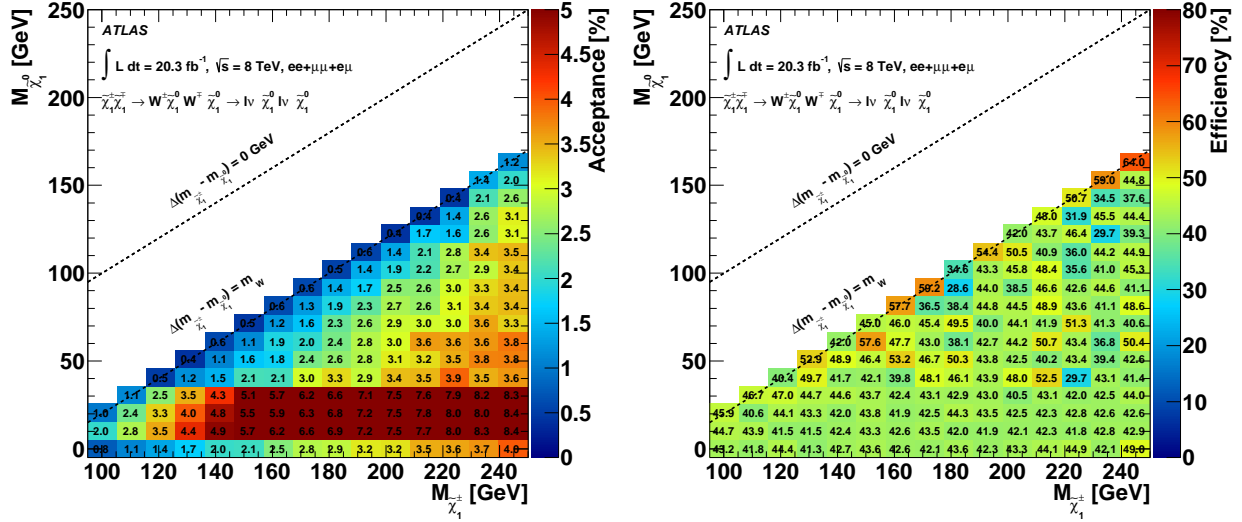


Figure 3.5: Acceptance (left) and efficiency (right) maps in the plane $(m_{\tilde{\chi}_1^\pm}, m_{\tilde{\chi}_1^0})$ for the signal region WWa of the ATLAS SUSY search for $\ell^+\ell^- + E_T^{\text{miss}}$ at $\sqrt{s} = 8$ TeV [363].

This approach has been proposed and implemented in a new public tool, **FastLim** [365]. Its working principle is given in Fig. 3.6. The program takes as input an SLHA file, and returns the ratio between the visible cross section and its 95% CL upper limit (as given in the experimental publication) in each signal region, or the confidence level with which the background+signal hypothesis is excluded in each signal region, using a simplified likelihood and the CL_s prescription [371]. As we saw, the acceptance \times efficiency maps are needed but are only rarely provided by the experimental collaborations. The solution found by the **FastLim** collaboration is to use maps generated with **ATOM**, a (private) tool where the analysis cuts are reproduced. After validation of the “reimplemented” analyses against the results given in the experimental publications, it is used to generate acceptance \times efficiency maps in every signal region for the simplified model topologies of interest. This is very interesting as it makes it possible to constrain simplified model topologies beyond the ones considered by the ATLAS and CMS collaborations, possibly covering simplified models with more than two parameters.

Regarding the comparison between **SModels** and **FastLim**, some comments are in order. First, only ten analyses from ATLAS are implemented in **FastLim** 1.0, mostly the searches for stops and sbottoms, and the only topologies which are considered originate from squark or gluino-pair production.⁷ This is modest in comparison with more than fifty analyses

⁷Three preliminary ATLAS searches for electroweak-inos and sleptons [372–374] are implemented in **FastLim** 1.0, but cannot be used to constrain new physics because no efficiency map is given for any of the relevant topologies. Thus, only seven analyses are actually used in the current version of the program.

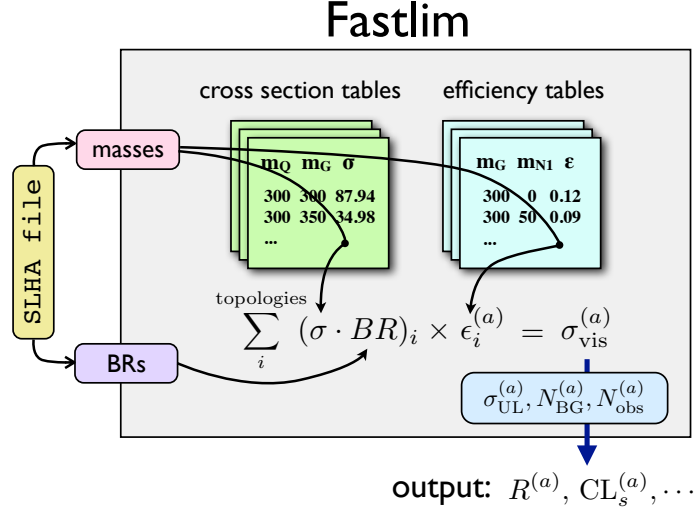


Figure 3.6: Schematic view of the working principle of **FastLim**, from Ref. [365].

currently implemented in **SModelS**, which includes all the 8 TeV SUSY analyses from ATLAS and CMS. Second, the results are given separately for the different signal regions and no combination is made. In the case where ATLAS or CMS results are given after combination of the signal regions, as in Ref. [372], this approach could lead to a *weaker* limit than the one derived from 95% CL limits on the cross section as given in Fig. 3.3 and used by **SModelS**. Third, the acceptance \times efficiency maps depend on the reimplementing of the analysis in **ATOM**, where the modeling of the ATLAS or CMS detector response has been done with a fast simulation software and not with the full simulation software from the ATLAS or CMS collaboration, being private (more information on issues when reimplementing analyses can be found in Section 3.4). While validation materials are given in Ref. [365] for all used analyses, this usually do not cover all cases and do not always ensure that the derived acceptance \times efficiency maps will be a good approximation to the ones that could have been made by the experiments, especially in the regions where the mass splittings between BSM particles are small. Such limits should therefore be handled with some care and, contrary to **SModelS**, they may not always be conservative. Finally, **FastLim** can only take as input an SLHA file, hence is limited to testing supersymmetric extensions of the SM. **SModelS** is much more general as it can take as input any event file in LHE format.

3.2 LHC constraints on light neutralino dark matter in the MSSM

The lightest neutralino, $\tilde{\chi}_1^0$, is a prime dark matter candidate in the MSSM. Its viability has already been assessed in Section 2.8 of this thesis, in the context of a global Bayesian analysis of the pMSSM. There, an upper bound on the relic density and the latest limits on the spin-independent scattering on nuclei were imposed. We found that the favored region typically has higgsino-like neutralinos that constitute only a small fraction of the observed relic density of dark matter, hence requiring the presence of another dark matter particle.

While it was possible to accommodate the observed relic density in addition to all other constraints, it implied a significant bino-higgsino mixing, hence M_1 and μ to be close, which was found to be rather unlikely given the priors on these parameters. The observed relic density could also be achieved through co-annihilation with other supersymmetric particles or a precise tuning with respect to the mass of the A boson. Both cases also require some fine-tuning and are disfavored in the Bayesian context.

In this section, we will go a step further and examine the possibility of having neutralino dark matter as light as possible in the MSSM. Such dark matter candidates are motivated by hints of signals in direct detection experiments found by CoGeNT [375, 376], DAMA [377], CDMS [378] and CRESST [379], although the interpretation of these results in terms of dark matter is challenged by negative results obtained by XENON [256, 380] and LUX [89]. Hints of order 10 GeV dark matter might also be present in indirect dark matter searches, as discussed in, *e.g.*, [381–383]. More generally, light dark matter candidates are allowed in many of the popular extensions of the SM and it is therefore interesting to explore this possibility irrespective of the direct detection results.

In the MSSM, several studies have shown that light neutralino dark matter with mass of order 10 GeV can be compatible with collider data, in particular those from LEP, provided one allows for non-universality in gaugino masses [384–388]. Furthermore such light neutralinos can satisfy the recent constraints from B-physics observables, the muon anomalous magnetic moment, direct and indirect dark matter detection limits, as well as LHC limits, see [389–400].

The connection between the invisible decays of the Higgs into a pair of neutralinos and the dark matter was explored before the discovery of the new boson, in the MSSM with non-universal gaugino masses as well as in the general MSSM (see for example [401, 402]). The current precision determination of the relic density [58] and the possible constraints on the branching fraction of the Higgs into invisibles make further investigations of this connection very interesting. The precise determination of the relic density puts particularly strong constraints on the light dark matter. Indeed, the mostly bino-like LSP that is found in the MSSM typically requires some mechanism to enhance its annihilation in order not to overclose the Universe. Possible mechanisms include s -channel Z or Higgs exchange, or t -channel slepton exchange (co-annihilation with sleptons is very much limited by slepton mass bounds from LEP). For the Higgs exchange to be efficient, one has to be close to the (very narrow) h^0 resonance, *i.e.* $m_{\tilde{\chi}_1^0} \simeq m_{h^0}/2 \simeq 63$ GeV. The Z exchange is efficient for lighter neutralinos, but requires a non-negligible higgsino component. Hence $\tilde{\chi}_2^0$ and $\tilde{\chi}_1^\pm$ cannot be too heavy. For t -channel slepton exchange, the sleptons must be light, close to the LEP mass bound. The light neutralino scenario can therefore be further probed by searching directly for electroweak-inos and/or sleptons at the LHC [397, 403].

In this section, we explore the parameter space of the MSSM, searching for scenarios with light neutralinos that are consistent with all relevant collider and dark matter constraints. We extend on previous studies in two main directions: first, we take into account the current LHC limits on sleptons and electroweak-inos in a simplified model approach, see section 3.1. Second, following Section 2.6, we include the fit to the properties of the observed 125–126 GeV Higgs boson in all production/decay channels, and we consider implications of the light neutralino dark matter scenario for this Higgs signal. These constraints were not taken

into account in two recent studies [397, 398]. Another recent paper [399] takes into account the most preliminary ATLAS limits from the di-tau plus E_T^{miss} searches [404], but does not discuss implications for the Higgs signal.

The work presented in this section has been conducted in collaboration with Geneviève Bélanger, Guillaume Drieu la Rochelle, Rohini M. Godbole, Sabine Kraml, and Suchita Kulkarni in Spring and Summer 2013. This led to the paper “LHC constraints on light neutralino dark matter in the MSSM”, Ref. [405], that was submitted to arXiv on August 16, 2013 and published in PLB in November 2013. It was also summarized from the Higgs point of view in a contribution to proceedings of the DIS 2014 conference [319]. The setup of the numerical analysis is described in Section 3.2.1. In Section 3.2.2, we discuss the various experimental constraints that are included in the analysis. Our results are presented in Section 3.2.3 and conclusions are given in Section 3.2.4.

3.2.1 Setup of the numerical analysis

The model that we use throughout this study is the so-called pMSSM with parameters defined at the weak scale. We recall that the 19 free parameters of the pMSSM are the gaugino masses M_1 , M_2 , M_3 , the higgsino parameter μ , the pseudoscalar mass M_A , the ratio of Higgs vev’s, $\tan\beta = v_2/v_1$, the sfermion soft masses $M_{Q_i}, M_{U_i}, M_{D_i}, M_{L_i}, M_{R_i}$ ($i = 1, 3$ assuming degeneracy for the first two generations), and the trilinear couplings $A_{t,b,\tau}$. In order to reduce the number of parameters to scan over, we fix a subset that is not directly relevant to our analysis to the following values: $M_3 = 1$ TeV, $M_{Q_3} = 750$ GeV, $M_{U_i} = M_{D_i} = M_{Q_1} = 2$ TeV, and $A_b = 0$. This means that we take heavy squarks (except for stops and sbottoms) and a moderately heavy gluino. All the strongly interacting SUSY particles are thus above the LHC limits as of mid-2013; the gluino mass could be set to 2 TeV without changing our conclusions. The parameters of interest are $\tan\beta$ and M_{A^0} in the Higgs sector, the gaugino and higgsino mass parameters M_1 , M_2 and μ , the stop trilinear coupling A_t , the stau parameters (M_{L_3}, M_{R_3}, A_τ), and the slepton mass parameters (M_{L_1}, M_{R_1}). We allow these parameters to vary within the ranges shown in Table 3.1.⁸ The only free parameter in the squark sector, A_t , is tuned in order to match the mass of the lightest Higgs boson, h^0 , with the observed state at the LHC.

$\tan\beta$	[5, 50]	M_{L_3}	[70, 500]
M_{A^0}	[100, 1000]	M_{R_3}	[70, 500]
M_1	[10, 70]	A_τ	[−1000, 1000]
M_2	[100, 1000]	M_{L_1}	[100, 500]
μ	[100, 1000]	M_{R_1}	[100, 500]

Table 3.1: Scan ranges of free parameters. All masses are in GeV.

⁸While the resulting pattern of heavy squarks and light sleptons is not the only possible choice, it seems well motivated from GUT-inspired models in which squarks typically turn out heavier than sleptons due to RGE running. Moreover, current LHC results indicate that squarks cannot be light. For a counter-example with light sbottoms, see Ref. [400].

We have explored this parameter space by means of various flat random scans, some of them optimized to probe efficiently regions of interest. More precisely, two of our “focused” scans probe scenarios with light left-handed or light right-handed staus by fixing one of the stau soft mass to 500 GeV and varying the other in the [70, 150] GeV range. These two scans are subdivided according to the masses of the selectrons and smuons, by taking either fixed $M_{L_1} = M_{R_1} = 500$ GeV or varying M_{L_1} or M_{R_1} within [100, 200] GeV. Another scan has been performed in order to probe scenarios with large stau mixing and light selectrons and smuons. In this case, M_{L_3} and M_{R_3} are varied within [200, 300] GeV and M_{R_1} is tuned so that $m_{\tilde{e}_R} \in [100, 200]$ GeV.

In the following, we present the results for the combination of all our scans. The density of points has no particular meaning, as it is impacted by the arbitrary choice of regions of interest. The computation of all the observables has been performed within `micrOMEGAs 3.1` [88]. `SuSpect 2.41` [406] has been used for the computation of the masses and mixing matrices for Higgs particles and superpartners, while branching ratios for the decays of SUSY particles have been computed with `CalcHEP` [407].

3.2.2 Experimental constraints

The various experimental constraints that we use in the analysis are listed in Table 3.2. A number of “basic constraints” are imposed for a first selection. They include the LEP results for the direct searches for charginos and staus⁹ [336] and for invisible decays of the Z boson [42], in addition to the OPAL limit on $e^+e^- \rightarrow \tilde{\chi}_{2,3}^0 \tilde{\chi}_1^0 \rightarrow Z^{(*)}(\rightarrow q\bar{q})\tilde{\chi}_1^0$ [408]. The anomalous magnetic moment of the muon is also required not to exceed the bound set by the E821 experiment [44, 45, 333], and the flavor constraints coming from $b \rightarrow s\gamma$ [327, 328] and from $B_s \rightarrow \mu^+\mu^-$ [331, 332] are taken into account. Finally, the “basic constraints” also require the lightest Higgs boson, h^0 , to be within 3 GeV of the 2013 best fit mass from ATLAS [131] and CMS [122]. This range is completely dominated by the estimated theoretical uncertainties on the Higgs mass in the MSSM.

In addition to the set of basic constraints, limits from searches for Higgs bosons at the LHC are taken into account. The heavier neutral Higgses, A^0 and H^0 , are constrained by dedicated searches in the $\tau^+\tau^-$ channel. For these, we use the 2012 limit from CMS [409], given in the $(M_{A^0}, \tan\beta)$ plane in the m_h^{\max} scenario, which provides a conservative lower bound in the MSSM [410].¹⁰ The couplings of the observed Higgs boson at around 125.5 GeV, identified with h^0 , are constrained following the procedure of Section 2.6.1, *i.e.* making use of the information given in the 2D plane $(\mu_{\text{ggF}+\text{ttH}}, \mu_{\text{VBF}+\text{VH}})$ for each final state provided by the LHC experiments. These “signal strengths ellipses” combine ATLAS and CMS results (plus results from Tevatron) for the four effective final states that are relevant to the MSSM: $\gamma\gamma$, $VV = WW + ZZ$, $b\bar{b}$, and $\tau\tau$. As in Section 2.6, all the experimental results up to the LHCP 2013 conference are included in the present analysis. The signal strengths are computed from a set of reduced couplings (C_V , C_t , C_b , C_τ , C_g and C_γ) that are computed with leading order analytic formulas, except for the couplings of the Higgs to b quarks,

⁹Note that selectrons and smuons are safely above the LEP bound [336] since $M_{L_1} > 100$ GeV and $M_{R_1} > 100$ GeV.

¹⁰This is particularly the case in our study because our preferred very light neutralino scenarios have a small value for μ of order 200 GeV.

LEP limits	$m_{\tilde{\chi}_1^\pm} > 100 \text{ GeV}$ $m_{\tilde{\tau}_1} > 84 - 88 \text{ GeV (depending on } m_{\tilde{\chi}_1^0})$ $\sigma(e^+e^- \rightarrow \tilde{\chi}_{2,3}^0 \tilde{\chi}_1^0 \rightarrow Z^{(*)}(\rightarrow q\bar{q})\tilde{\chi}_1^0) \lesssim 0.05 \text{ pb}$
invisible Z decay	$\Gamma_{Z \rightarrow \tilde{\chi}_1^0 \tilde{\chi}_1^0} < 3 \text{ MeV}$
μ magnetic moment	$\Delta a_\mu < 4.5 \times 10^{-9}$
flavor constraints	$\text{BR}(b \rightarrow s\gamma) \in [3.03, 4.07] \times 10^{-4}$ $\text{BR}(B_s \rightarrow \mu^+\mu^-) \in [1.5, 4.3] \times 10^{-9}$
Higgs mass	$m_{h^0} \in [122.5, 128.5] \text{ GeV}$
$A^0, H^0 \rightarrow \tau^+\tau^-$	CMS results for $\mathcal{L} = 17 \text{ fb}^{-1}$, m_h^{max} scenario
Higgs couplings	ATLAS, CMS and Tevatron global fit, see text
relic density	$\Omega h^2 < 0.131$ or $\Omega h^2 \in [0.107, 0.131]$
direct detection	XENON100 upper limit
indirect detection	<i>Fermi</i> -LAT bound on gamma rays from dSphs
$pp \rightarrow \tilde{\chi}_2^0 \tilde{\chi}_1^\pm$ $pp \rightarrow \tilde{\ell}^+ \tilde{\ell}^-$	Simplified Models Spectra approach, see text

Table 3.2: Experimental constraints implemented in the analysis. For details, see text.

where loop corrections are included through Δm_b [411]. A given point in parameter space is considered as excluded if one of these four 2D signals strengths falls outside the 95% CL experimental region.

Regarding dark matter limits, the following constraints are applied: direct detection with the spin-independent limit from XENON100 [256] and relic density from the combined measurement released by Planck in Ref. [58]. The calculation of the spin-independent scattering cross section depends on nuclear parameters. The light quark contents can be determined via the ratio of the masses of the light quarks, m_u/m_d and m_s/m_d , and the light-quark sigma term $\sigma_{\pi N} = (m_u + m_d)\langle N|\bar{u}u + \bar{d}d|N\rangle/2$. Moreover, we need the strange quark content of the nucleon, $\sigma_s = m_s\langle N|\bar{s}s|N\rangle$. We use $m_u/m_d = 0.553$, $m_s/m_d = 18.9$, $\sigma_{\pi N} = 44 \text{ MeV}$ and $\sigma_s = 21 \text{ MeV}$ [412, 413]. For the relic density, multiple ranges are given in [58]; we use the “Planck+WP+BAO+highL” best fit value of $\Omega h^2 = 0.1189$ assuming a theory dominated uncertainty of 10% in order to account for unknown higher-order effects to the annihilation cross section. We will thus use $\Omega h^2 < 0.131$ as an upper bound or $0.107 < \Omega h^2 < 0.131$ as an exact range. We also consider indirect detection limits from dwarf spheroidal satellite galaxies (dSphs) released by *Fermi*-LAT based on measurements of the photon flux [91, 414]; however, given that astrophysical uncertainties are still large and that current results do not strongly constrain scenarios of interest, we do not apply them to exclude parameter points but show the values of σv separately.

LHC limits on sleptons, charginos and neutralinos

Based on the data at $\sqrt{s} = 8$ TeV, the ATLAS and CMS experiments have performed a number of searches for sleptons and electroweak-inos in final states with leptons and missing transverse energy, E_T^{miss} . These have resulted in a significant improvement over the LEP limits and therefore need to be taken into account. Direct slepton production has been considered by ATLAS [373] and CMS [415] in the $\ell^+\ell^- + E_T^{\text{miss}}$ channel;¹¹ here only limits on selectrons and smuons are currently available. Electroweak-ino production is usually dominated by the $pp \rightarrow \tilde{\chi}_2^0 \tilde{\chi}_1^\pm$ process, which is searched for by ATLAS [372] and CMS [415] in the trilepton + E_T^{miss} channel. The $\tilde{\chi}_2^0$ can decay either through an on-shell or off-shell Z or a slepton, while the $\tilde{\chi}_1^\pm$ can decay through an on-shell or off-shell W^\pm or a slepton.

Each scan point in the MSSM parameter space, which survives the basic constraints as well as the Higgs and dark matter constraints discussed above, is decomposed into its relevant simplified model topologies (including the correct branching ratios) and compared against the limits given by the experiments using the **SModelS** technology, as described in Section 3.1 and in more detail in Ref. [364]. A point is considered as excluded if one of the predicted $\sigma \times \text{BR}$ exceeds the experimental upper limit, and allowed otherwise.

In the present analysis, the simplified model results used are: *i*) $\tilde{\ell}_L^\pm \tilde{\ell}_L^\mp \rightarrow \ell^\pm \tilde{\chi}_1^0 \ell^\mp \tilde{\chi}_1^0$ and $\tilde{\ell}_R^\pm \tilde{\ell}_R^\mp \rightarrow \ell^\pm \tilde{\chi}_1^0 \ell^\mp \tilde{\chi}_1^0$ from both ATLAS [373] and CMS [415], *ii*) $\tilde{\chi}_2^0 \tilde{\chi}_1^\pm \rightarrow Z^{(*)} \tilde{\chi}_1^0 W^{(*)} \tilde{\chi}_1^0$ again from ATLAS [372] and CMS [415], and *iii*) $\tilde{\chi}_2^0 \tilde{\chi}_1^\pm \rightarrow \tilde{\ell}_R^\pm \nu \ell^\pm \tilde{\chi}_1^0$ from CMS [415], where $\tilde{\ell}_R$ can be a selectron, a smuon or a stau. Note that the simplified model limits given by the experimental collaborations in terms of $\tilde{\chi}_2^0 \tilde{\chi}_1^\pm$ production apply for any $\tilde{\chi}_i^0 \tilde{\chi}_j^\pm$ ($i = 2, 3, 4; j = 1, 2$) combination. Some more remarks are in order. First, for simplified model results involving more than two different SUSY particles, assumptions are made on their masses (*e.g.* degeneracy of $\tilde{\chi}_1^\pm$ and $\tilde{\chi}_2^0$ or specific relations between the masses in cascade decays) that are not always realized in the parameter space we consider. We allow up to 20% deviation from this assumption in the analysis. Second, the results for electroweak-ino production with decay through intermediate sleptons depend on the fractions of selectrons, smuons and staus in the cascade decay. When chargino/neutralino decays into staus as well as into selectrons/smuons are relevant, we use the results for the “democratic” case from [415] if the branching ratios into the three flavors are nearly equal (within 20%), and those for the “ τ -enriched” case otherwise.¹² Moreover, the results are provided by CMS for three specific values of $x = m_{\tilde{\tau}}/(m_{\tilde{\chi}_1^0} + m_{\tilde{\chi}_2^0}) = 0.05, 0.5, 0.95$; we use a quadratic interpolation to obtain a limit for other x values. However, many of the scenarios we consider have light staus and heavy selectrons and smuons, for which the “ τ -dominated” case applies. Unfortunately, this has been provided by CMS only for $x = 0.5$, corresponding to $m_{\tilde{\tau}_R} = (m_{\tilde{\chi}_1^0} + m_{\tilde{\chi}_2^0})/2$. To get a limit for different mass ratios, we assume that the x dependence is the same as in the τ -enriched case; we estimate that the associated uncertainty is about a factor of 2, and we will flag the points affected by this uncertainty in the presentation of the results. Note that, unfortunately, we cannot use the ATLAS 2τ ’s + E_T^{miss} analysis [404] in this approach, as it interprets the results only as left-handed staus and only for $m_{\tilde{\tau}_L} = (m_{\tilde{\chi}_1^0} + m_{\tilde{\chi}_2^0})/2$.

¹¹Shortly before completion of this study, Ref. [415] has been updated with full luminosity at 8 TeV [416]. This update has not been included in the present work.

¹²We also apply the democratic case if decays into selectrons/smuons are more important than those into staus, but this hardly ever occurs for the scenarios of interest.

Parameter points with left-handed staus which are likely to be constrained by this analysis (*i.e.*, points satisfying $m_{\tilde{\chi}_1^\pm} < 350$ GeV and $\text{BR}(\tilde{\chi}_1^\pm \rightarrow \tilde{\nu}_\tau + \tau) > 0.3$) will also be flagged.

Finally, direct production of neutralino LSP's can only be probed through mono-photon and/or mono-jet events. Limits from ATLAS and CMS have been given in [93, 94] and interpreted as limits on spin-independent interactions of dark matter with nucleons. We do not take into account these limits since they can only be reliably interpreted in models where heavy mediators are responsible for the neutralino interactions with quarks. This is not the case in the MSSM where the Higgs gives the dominant contribution to the neutralino interactions with nucleons.

3.2.3 Results

Let us now present the results of our analysis. Fig. 3.7 shows the effect of the dark matter constraints. Here, the cyan points are all those which fulfill the “basic constraints” and also pass the limit on $A^0, H^0 \rightarrow \tau^+ \tau^-$ from CMS [409]; blue points are in addition compatible at 95% CL with all Higgs signal strength measurements, based on the global fit of Section 2.6; red (orange) points obey moreover the relic density constraint $\Omega h^2 < 0.131$ ($0.107 < \Omega h^2 < 0.131$) and abide the direct detection limits from XENON100 on σ_{SI} [256].¹³ These red/orange points also pass the LHC limits on charginos, neutralinos and sleptons; the set of points which fulfill all constraints including those from dark matter but are excluded by LHC searches are shown in gray (underlying the red/orange points). We notice that typically the LHC limits reduce the density of points but do not restrict any further the range of masses that were allowed by the other constraints. The 90% CL limit from LUX is also shown in the right panel of Fig. 3.7. Taken at face value, this would translate into a lower limit on the LSP mass, $m_{\tilde{\chi}_1^0} > 25$ GeV. This bound can however be weakened depending on the assumptions on the dark matter halo of our galaxy [417]; therefore, we will only consider the XENON100 limit in the remainder of the section, as was done originally in Ref. [405].

The upper bound on the relic density imposes a lower limit on the neutralino mass of approximately 15 GeV while the direct detection constraint does not modify the lower limit as will be discussed below. Moreover, the relic density constrains the parameter space and the sparticles properties especially for neutralinos with mass below ≈ 30 GeV. These are associated with light staus and light charginos as illustrated in Fig. 3.8. The light staus are mostly right-handed to ensure efficient annihilation since the coupling of the bino LSP is proportional to the hypercharge which is largest for $\tilde{\tau}_R$. Furthermore, annihilation through stau exchange is not as efficient if staus are mixed since there is a destructive interference between the L–R contributions. The light charginos are mostly higgsino since a small value for μ is required to have an additional contribution from Z and/or Higgs exchange, both dependent on the LSP higgsino fraction.

For neutralinos with masses above ≈ 30 GeV, the contribution of light selectrons/smuons in addition to that of the stau can bring the relic density in the Planck range, in this case it is not necessary to have a light chargino. These points correspond to the scatter points with heavy charginos in Fig. 3.8 (right panel). Finally, as the LSP mass approaches $m_Z/2$

¹³To account for the lower local density when the neutralino relic density is below the measured range, the predicted σ_{SI} is rescaled by a factor $\xi = \Omega h^2 / 0.1189$.

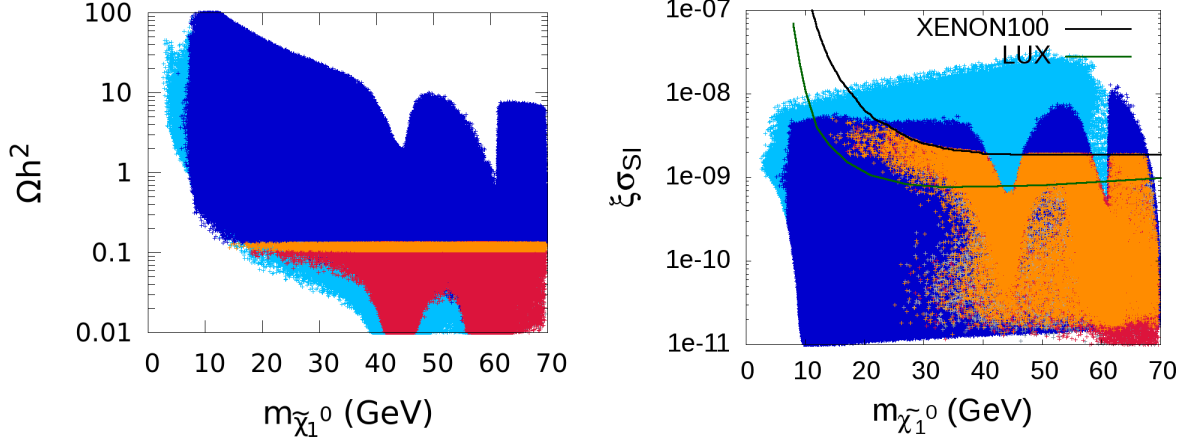


Figure 3.7: Relic density Ωh^2 (left) and rescaled spin independent scattering cross section $\xi\sigma_{\text{SI}}$ (right) as function of the LSP mass, with $\xi = \Omega h^2/0.1189$. Cyan points fulfill the “basic constraints” and also pass the limit on $A^0, H^0 \rightarrow \tau^+\tau^-$ from CMS; blue points are in addition compatible at 95% CL with all Higgs signal strengths based on the global fit of Section 2.6. Finally, red (orange) points obey also the relic density constraint $\Omega h^2 < 0.131$ ($0.107 < \Omega h^2 < 0.131$) and abide the direct detection limits from XENON100 on σ_{SI} . The 2013 limit from the LUX experiment [89], which came out after the publication of [405], is shown as a green line.

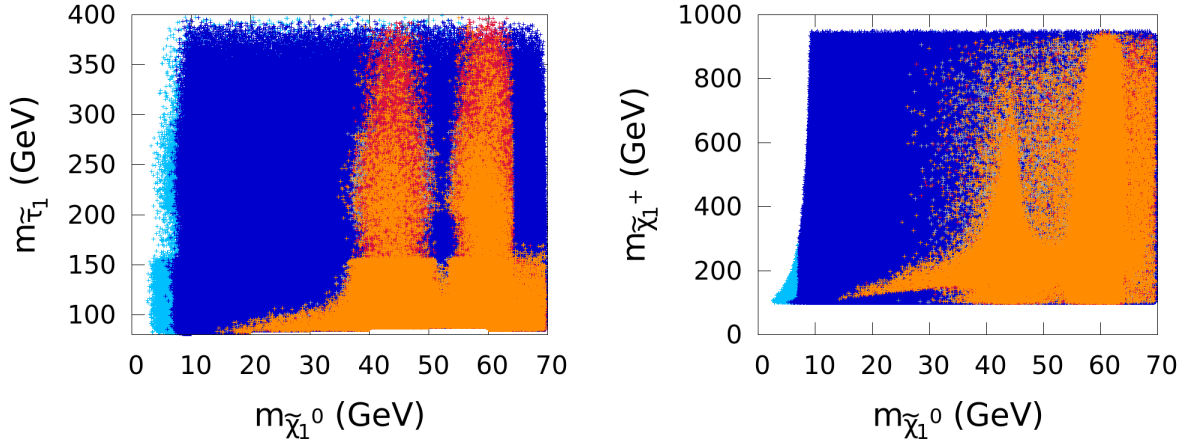


Figure 3.8: Lighter stau mass (left) and chargino mass (right) versus $m_{\tilde{\chi}_1^0}$; same color code as in Fig. 3.7.

or $m_h/2$ the higgsino fraction can be small because of the resonance enhancement in LSP annihilation—hence the chargino can be heavy. Moreover, for $m_{\tilde{\chi}_1^0} \gtrsim 35$ GeV the stau contribution to the LSP annihilation is not needed, so $m_{\tilde{\tau}_1}$ can be large. Fig. 3.9 summarizes the allowed parameter space in the $m_{\tilde{\chi}_1^\pm}$ versus $m_{\tilde{\tau}_1}$ plane (left) as well as in the M_2 versus μ plane (right) for different ranges of LSP masses. The M_2 versus μ plot illustrates the fact that when the LSP is light, μ is small, hence $\tilde{\chi}_1^+$ and $\tilde{\chi}_2^0$ are dominantly higgsino as discussed

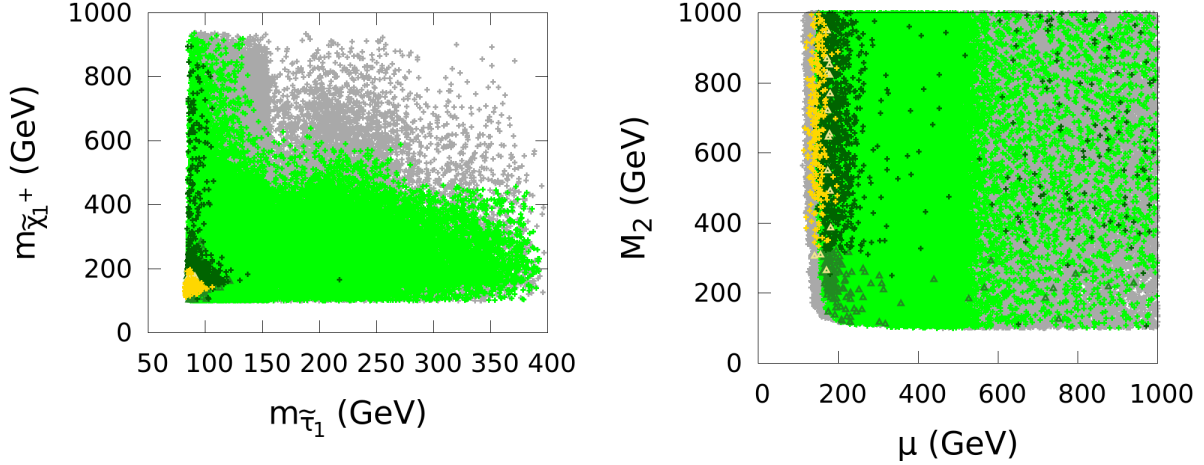


Figure 3.9: Points passing all constraints, including $\Omega h^2 < 0.131$, XENON100 limits and simplified model limits from the LHC SUSY searches: on the left in the chargino versus stau mass plane, on the right in the M_2 versus μ plane. The yellow, dark green, light green and gray points have $\tilde{\chi}_1^0$ masses of 15–25 GeV, 25–35 GeV, 35–50 GeV and 50–60 GeV, respectively. Points which might be excluded either due to the factor 2 uncertainty in the implementation of the simplified model limit for the τ -dominated case from the CMS analysis [415] or by the ATLAS 2τ 's + E_T^{miss} analysis [404] are flagged as triangles in a lighter color shade.

above. In this plot also the points for which our implementation of LHC constraints in the simplified model approach has some significant uncertainty (from our extrapolation for the τ -dominated case from [415] or because the ATLAS di-tau + E_T^{miss} analysis [404] is sensitive to this region in parameter space) become clearly visible. These points are flagged as triangles in a lighter color shade. For $m_{\tilde{\chi}_1^0} < 35$ GeV they concentrate in the region $M_2, \mu \lesssim 320$ GeV (although a few such points have larger μ). Most of these triangle points actually have a light $\tilde{\tau}_L$ and are thus likely to be excluded by the ATLAS result [404], see [399]. Note also that the production cross section for higgsinos is low, so most of the points with low μ and larger M_2 are allowed.

Another class of points that is strongly constrained by the LHC is characterized with light selectrons. The best limit comes from the ATLAS analysis [373]; for LSP masses above 20 GeV, the ATLAS searches are however insensitive to \tilde{e}_R masses just above the LEP limit, more precisely in the range $m_{\tilde{e}_R} \approx 100$ –120 GeV, thus many points with light selectrons are still allowed. Furthermore, in many cases we have selectrons decaying into $\nu\tilde{\chi}_1^\pm$ and/or $e\tilde{\chi}_2^0$, thus avoiding the LHC constraint. All in all we find that for $m_{\tilde{\chi}_1^0} > 35$ GeV the whole selectron mass range considered in our scans is allowed (*i.e.* either [100, 200] GeV or around 500 GeV), while for $m_{\tilde{\chi}_1^0} < 35$ GeV, the ATLAS search imposes $m_{\tilde{e}_R} \approx 100$ –120 GeV or \tilde{e}_R being heavy, with the range $m_{\tilde{e}_R} \approx 120$ –200 GeV being excluded. (Since we are mostly interested in how low the $\tilde{\chi}_1^0$ can go, we did not attempt to derive the upper end of the exclusion range for selectrons; note however that the bounds given by ATLAS vary between 230 and 450 GeV depending on the scenario.)

The cross section for neutralino scattering on nucleons is dominated by the Higgs ex-

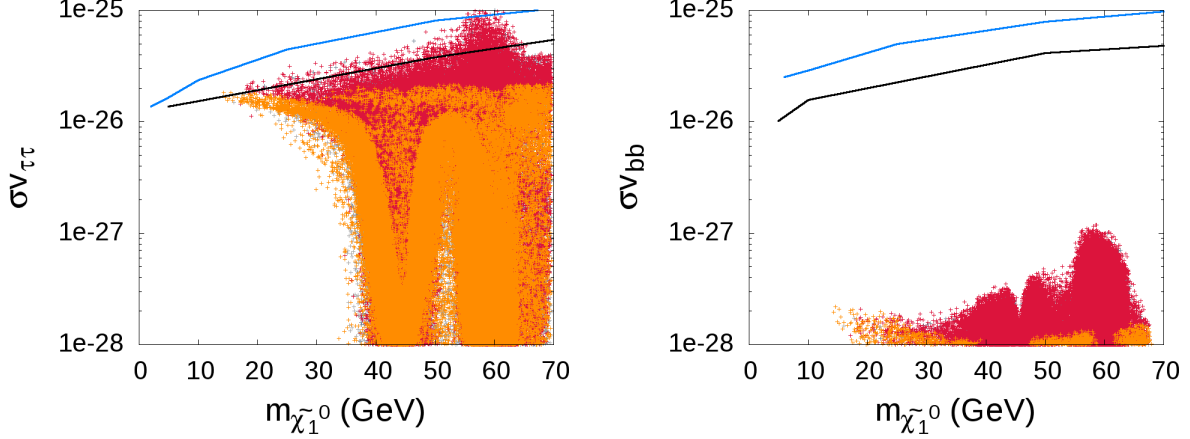


Figure 3.10: Cross sections σv (in cm^2s^{-1}) for indirect DM detection in the $\tau\tau$ (left) and $b\bar{b}$ (right) channels. The black (blue) line shows the 2011 (2013) 95% CL *Fermi*-LAT bound [91, 414]. Only points which satisfy the relic density and direct detection constraints are shown; following the color code of Fig. 3.7, red (orange) points have $\Omega h^2 < 0.131$ ($0.107 < \Omega h^2 < 0.131$).

change diagram hence is driven by the higgsino fraction. For neutralinos below 30 GeV the cross section is mostly within one order of magnitude of the current XENON100 limit. It can however be much suppressed when the LSP has a small higgsino fraction. This occurs when the neutralino mass is near $m_Z/2$ or $m_h/2$ or when the light neutralino is purely bino and accompanied by light staus and light selectrons/smuons.

The interplay with indirect DM detection is also interesting. Fig. 3.10 shows σv corresponding to DM annihilation in the galaxy in either the $b\bar{b}$ or $\tau\tau$ channel. The latest upper limits from *Fermi*-LAT indirect searches for photons produced from DM annihilation in dwarf spheroidal galaxies constrain a very small subset of the points with light DM annihilating into $\tau\tau$. Some of these points are also in the region probed by *Fermi*-LAT searches for DM annihilation in subhalos [383] or from the Galactic Center [381], the latter bounds however depend on the assumed DM profile. However, a large fraction of allowed points corresponding to $m_{\tilde{\chi}_1^0} > 30$ GeV are several orders of magnitude below the current limits whether their main annihilation channel be into $\tau\tau$ or $b\bar{b}$. (For completeness we note that σv goes down to $\approx 10^{-34} \text{ cm}^2\text{s}^{-1}$ in the $\tau\tau$ channel and down to $\approx 10^{-31} \text{ cm}^2\text{s}^{-1}$ in the $b\bar{b}$ channel.)

We next consider the implications for Higgs signal strengths μ relative to SM expectations in various channels. There are two features that can lead to modifications of the signal strengths in our scenario: a light neutralino and a light stau. The presence of a light neutralino can lead to a sizable invisible decay width, thus leading to reduced signal strengths in all channels. A light stau can contribute to the loop-induced $h\gamma\gamma$ coupling [309]. In particular, heavily mixed staus can lead to enhanced signal strengths in the diphoton channels, while not affecting the signal in other decay channels. This is illustrated in Fig. 3.11 (top panels). Here, the points with an enhanced $\mu(gg, \gamma\gamma) \equiv \mu(gg \rightarrow h \rightarrow \gamma\gamma)$ are the ones with light, maximally mixed staus; these points occur only for $m_{\tilde{\chi}_1^0} > 25$ GeV and their signal

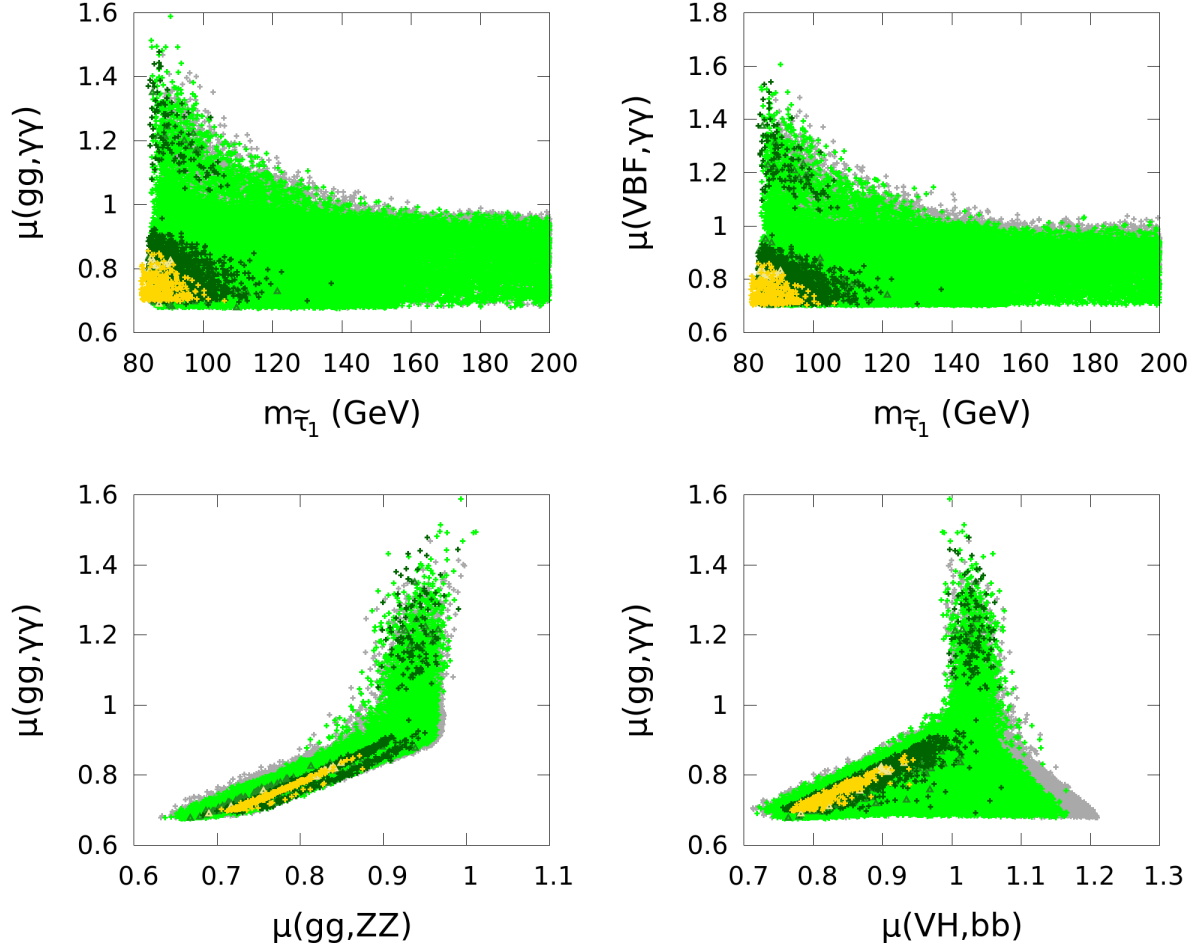


Figure 3.11: Implications of the light neutralino dark matter scenario for Higgs signal strengths. Same color code as in Fig. 3.9.

strengths in the VV (WW or ZZ) and $b\bar{b}/\tau\tau$ channels do not differ significantly from 1, as can be seen in the bottom panels of Fig. 3.11. To achieve large stau mixing, we need $\mu \gtrsim 400$ GeV, so $\tilde{\chi}_1^+$ and $\tilde{\chi}_2^0$ are heavy in this case. Moreover, the scenarios with mixed staus require light selectrons/smuons in order to achieve low enough Ωh^2 . Therefore these points are mostly constrained by the ATLAS results from direct slepton searches.

The bulk of the light $\tilde{\chi}_1^0$ points however features a reduced $\mu(gg, \gamma\gamma) \approx 0.7 - 0.9$. This occurs when the stau has only a mild effect on $h\gamma\gamma$ and the invisible decay is sizable, see Fig. 3.12. In particular, for the very light neutralino sample with $m_{\tilde{\chi}_1^0} = 15 - 25$ GeV the light $\tilde{\tau}_R$ needed for DM constraints does not help in increasing the $h\gamma\gamma$ coupling, hence all these points (in yellow in Fig. 3.11) have a reduced signal strength. Note also that for the points with $\mu(gg, \gamma\gamma) < 1$, also $\mu(gg, VV)$ is suppressed, see bottom-left panel in Fig. 3.11. Here, suppression of the gluon-fusion process by the stop-loop contribution also plays a role on top of the effect from invisible decays of the Higgs boson. Associated VH production on the other hand is unaffected by this, and since the Higgs branching ratio into $b\bar{b}$ can be enhanced or suppressed $\mu(VH, b\bar{b})$ can be above or below 1, as can be seen in the bottom-right panel

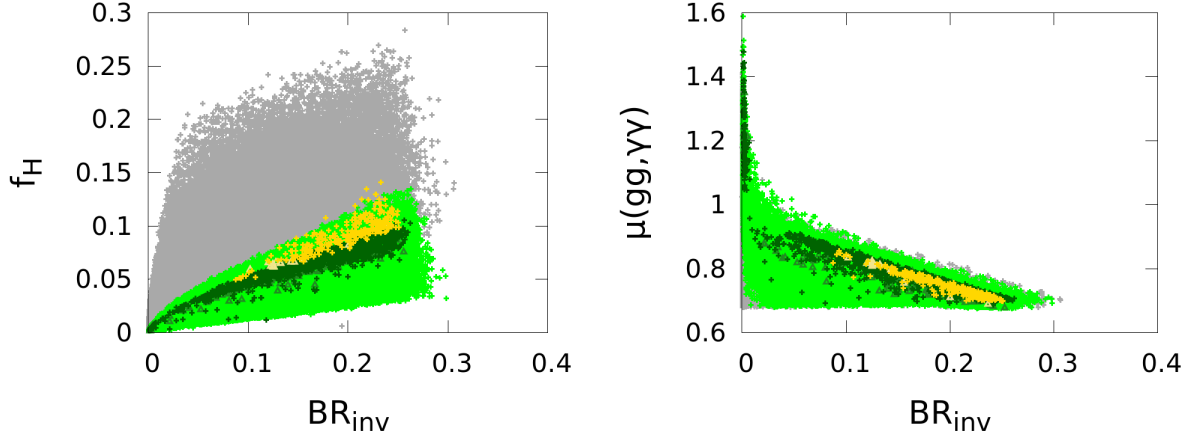


Figure 3.12: Implications of the light neutralino dark matter scenario for invisible h decays. On the left panel, f_H corresponds to the higgsino fraction. Same color code as in Fig. 3.9.

of Fig. 3.11.

The invisible branching ratio of the Higgs can vary up to $\approx 30\%$ (the maximum allowed by the global Higgs fit) and is large for a large higgsino fraction of the LSP modulo kinematic factors, as illustrated in Fig. 3.12. For this reason, the invisible width can be large for neutralinos below 35 GeV, leading to suppressed Higgs signals in all channels. Moreover, the points with $\mu(gg, \gamma\gamma) > 1$ have a small invisible width since they correspond to mixed staus and a small higgsino fraction (because large stau mixing requires large μ) as mentioned above. The invisible width is also suppressed for $m_{\tilde{\chi}_1^0} \approx m_Z/2$ because of the small higgsino fraction as well as near $m_h/2$ for kinematical reasons.

Future experimental results on the various Higgs signals will help constraining MSSM scenarios with a light neutralino, as can be expected from the 14 TeV projections of ATLAS [114] and CMS [115] for $\mathcal{L} = 300 \text{ fb}^{-1}$. The estimated precision on the signal strengths is of the order of 10% in several channels of interest, including $h \rightarrow \gamma\gamma$ and $h \rightarrow ZZ$. As can be seen in Fig. 3.11, this will help discriminating between the various scenarios—in particular, the points with $m_{\tilde{\chi}_1^0} = 15\text{--}25 \text{ GeV}$ have $\mu^{\text{max}}(gg, \gamma\gamma) \approx \mu^{\text{max}}(gg, ZZ) \approx 0.86$. A better determination of the invisible decays of the Higgs boson should also probe further the remaining parameter space, both from a global fit to the properties of the Higgs and from direct searches for Higgs decaying invisibly. In the latter case, the projected upper bound is found to be $\mathcal{B}_{\text{inv}} \lesssim 0.17$ at 95% CL for 100 fb^{-1} at 14 TeV [418].

3.2.4 Conclusions

We found that although the most recent LHC limits on Higgs properties and on direct production of SUSY particles impose strong constraints on the model, neutralino LSPs as light as 15 GeV can be compatible with all data. These scenarios require light staus below about 100 GeV and light charginos below about 200 GeV. They will be further probed at the LHC at 13–14 TeV through searches for sleptons and electroweak-inos, as well as through a more precise determination of the Higgs couplings. Moreover, the 90% CL limit from LUX is

putting pressure on the low-mass region, and the improvement of the direct detection limits by an order of magnitude will cover the whole range of $\tilde{\chi}_1^0$ masses below ≈ 35 GeV.

3.3 Status of the mixed sneutrino dark matter model

In a certain class of models, small neutrino masses may naturally arise from F-term SUSY breaking [419, 420]. In addition to providing an explanation for neutrino masses, this class of SUSY models offers a particular DM candidate: a mainly right-handed (RH) mixed sneutrino. Mixed sneutrinos as thermal DM are thus a very interesting alternative to the conventional neutralino LSP of the MSSM. They have received much attention recently, in part because of their intriguing phenomenology and in part because they provide a possibility for light SUSY DM below 10 GeV. The crucial point of this model is that one can have a weak-scale trilinear sneutrino coupling $A_{\tilde{\nu}}$ that is not suppressed by a small Dirac-neutrino Yukawa coupling. It can hence induce a large mixing between left-handed and right-handed sneutrinos even though the Yukawa couplings may be extremely small. The lightest sneutrino can thus become the LSP and a viable thermal DM candidate. Note that the mainly RH sneutrino LSP is not sterile but couples to SM gauge and Higgs bosons through the mixing with its LH partner. Sufficient mixing provides efficient annihilation so that the sneutrino relic density matches the one extracted from cosmological observations [58].

Direct detection experiments however pose severe constraints on Dirac or complex scalar, *i.e.* not self-conjugated, DM particles because the spin-independent elastic scattering cross section receives an important contribution from Z exchange, which typically exceeds experimental bounds. In the mixed sneutrino model (MSSM+RH), this cross section is suppressed by the sneutrino mixing angle. Therefore, on the one hand a viable sneutrino DM candidate requires enough mixing to provide sufficient pair-annihilation, on the other hand the mixing should not be too large in order not to exceed the direct detection limits.

In the present section, a wide range of sneutrino masses is explored, considering both light DM below 10 GeV motivated by hints of DM signals in direct detection experiments [375, 377] as well as heavier DM of the order of 100 GeV. The parameter space is explored by means of Markov Chain Monte Carlo sampling, using Bayesian statistics to confront the model predictions with the data. In taking into account the limits from direct detection experiments, special attention is paid to uncertainties stemming from astrophysical parameters (local DM density and velocity distribution) and to uncertainties in the quark contents of the nucleons (relevant in particular when there is a large Higgs-exchange contribution). The results are presented as posterior probability densities of parameters and derived quantities, in particular of the DM mass and direct and indirect detection cross sections.

The study of the mixed sneutrino dark matter model was the first project of my PhD thesis, in collaboration with Geneviève Bélanger, Sylvain Fichet, Sabine Kraml and Thomas Schwetz. It was submitted to arXiv under the name “Mixed sneutrino dark matter in light of the 2011 XENON and LHC results” on June 7, 2012 and published in JCAP in the following September [421]. However, three important pieces of news from the experimental side came out after the publication of the paper. First, an SM-like Higgs boson with mass of about 125 GeV was discovered by the ATLAS and CMS collaborations at the LHC [99, 100]. Second, significant improvements were made in direct detection experiments, resulting in

improved limits on the spin-independent scattering cross section of dark matter, both in the low- and in the high-mass region. Third, new, more stringent constraints on the production of SUSY particles were set at the LHC with the full data set at $\sqrt{s} = 8$ TeV. The work done in Ref. [421] will be presented first, in Sections 3.3.1–3.3.3 (where the LHC SUSY results are simply taken into account as a lower bound on the gluino mass). As we will see, the discovery of an SM-like Higgs boson ruled out sneutrino dark matter with mass below 45 GeV, which is a significant piece of news from the LHC. Nonetheless, the light sneutrino case was an important part of the study made in 2011–2012, and illustrates the discriminating power of the LHC. In Section 3.3.4, an update of the analysis for the heavy sneutrino case will then be presented. The three major experimental updates mentioned above are taken into account. The latest direct detection limits from the LUX experiment [89] are included using a private code based on Refs. [417, 422, 423],¹⁴ and the LHC SUSY searches are taken into account in the simplified model approach, described in Section 3.1, using **SModelS** as in the previous section. Finally, conclusions are given in Section 3.3.5.

The phenomenology of the MSSM+RH neutrino model was previously investigated in detail in [419, 424]. Indirect detection signatures were discussed in [425, 426], implications for $\Omega_b/\Omega_{\text{DM}}$ in [427], and LHC signatures in [428–430].

3.3.1 Framework

The framework for our study is the model of [419, 420] with only Dirac masses for neutrinos. In this case, the usual MSSM soft-breaking terms are extended by

$$\Delta\mathcal{L}_{\text{soft}} = m_{\tilde{N}_i}^2 |\tilde{N}_i|^2 + A_{\tilde{\nu}_i} \tilde{L}_i \tilde{N}_i H_u + \text{h.c.}, \quad (3.2)$$

where $m_{\tilde{N}}^2$ and $A_{\tilde{\nu}}$ are weak-scale soft terms, which we assume to be flavor-diagonal. Note that the lepton-number violating bilinear term, which appears in case of Majorana neutrino masses, is absent. Neglecting the tiny Dirac masses, the 2×2 sneutrino mass matrix for one generation is given by

$$m_{\tilde{\nu}}^2 = \begin{pmatrix} m_{\tilde{L}}^2 + \frac{1}{2}m_Z^2 \cos 2\beta & \frac{1}{\sqrt{2}}A_{\tilde{\nu}} v \sin \beta \\ \frac{1}{\sqrt{2}}A_{\tilde{\nu}} v \sin \beta & m_{\tilde{N}}^2 \end{pmatrix}. \quad (3.3)$$

Here $m_{\tilde{L}}^2$ is the SU(2) slepton soft term, $v^2 = v_1^2 + v_2^2 = (246 \text{ GeV})^2$ with $v_{1,2}$ the Higgs vacuum expectation values, and $\tan \beta = v_2/v_1$. The main feature of this model is that $m_{\tilde{L}}^2$, $m_{\tilde{N}}^2$ and $A_{\tilde{\nu}}$ are all of the order of the weak scale, and $A_{\tilde{\nu}}$ does not suffer any suppression from Yukawa couplings. In the following, we will always assume $m_{\tilde{N}} < m_{\tilde{L}}$ so that the lighter mass eigenstate, $\tilde{\nu}_1$, is mostly a $\tilde{\nu}_R$. This is in fact well motivated from renormalization group evolution, since for the gauge-singlet \tilde{N} the running at 1-loop is driven exclusively by the $A_{\tilde{\nu}}$ term:

$$\frac{dm_{\tilde{N}_i}^2}{dt} = \frac{4}{16\pi^2} A_{\tilde{\nu}_i}^2, \quad (3.4)$$

while

$$\frac{dm_{\tilde{L}_i}^2}{dt} = (\text{MSSM terms}) + \frac{2}{16\pi^2} A_{\tilde{\nu}_i}^2. \quad (3.5)$$

¹⁴We thank Thomas Schwetz and Nassim Bozorgnia for providing this code.

The renormalization group equation (RGE) for the A -term is

$$\frac{dA_{\tilde{\nu}_i}}{dt} = \frac{2}{16\pi^2} \left(-\frac{3}{2}g_2^2 - \frac{3}{10}g_1^2 + \frac{3}{2}y_t^2 + \frac{1}{2}y_{l_i}^2 \right) A_{\tilde{\nu}_i}. \quad (3.6)$$

Here, g_1 and g_2 are the U(1) and SU(2) gauge couplings, and y_t and y_{l_i} are the top and charged lepton Yukawa couplings.

A large $A_{\tilde{\nu}}$ term in the sneutrino mass matrix will induce a significant mixing between the RH and LH states,

$$\begin{pmatrix} \tilde{\nu}_1 \\ \tilde{\nu}_2 \end{pmatrix} = \begin{pmatrix} \cos \theta_{\tilde{\nu}} & -\sin \theta_{\tilde{\nu}} \\ \sin \theta_{\tilde{\nu}} & \cos \theta_{\tilde{\nu}} \end{pmatrix} \begin{pmatrix} \tilde{\nu}_R \\ \tilde{\nu}_L \end{pmatrix}, \quad \sin 2\theta_{\tilde{\nu}} = \frac{\sqrt{2}A_{\tilde{\nu}}v \sin \beta}{m_{\tilde{\nu}_2}^2 - m_{\tilde{\nu}_1}^2}, \quad (3.7)$$

and a sizable splitting between the two mass eigenstates $\tilde{\nu}_1$ and $\tilde{\nu}_2$ (with $m_{\tilde{\nu}_1} < m_{\tilde{\nu}_2}$).

One immediate consequence of this mixing is that the mainly RH state, $\tilde{\nu}_1$, is no longer sterile. However, its left-handed couplings are suppressed by $\sin \theta_{\tilde{\nu}}$. This allows the $\tilde{\nu}_1$ to have a large enough pair-annihilation rate to be a viable candidate for thermal dark matter, while at the same time evading the limits from direct dark matter searches [419, 424, 428]. A mainly RH $\tilde{\nu}_1$ as the LSP will also have a significant impact on collider phenomenology, as it alters the particle decay chains as compared to the “conventional” MSSM. Moreover, it can have a significant impact on Higgs phenomenology: first, a light mixed sneutrino can give a large *negative* loop correction to m_{h^0} which is $\propto |A_{\tilde{\nu}}|^4$ [424]; second, a large $A_{\tilde{\nu}}$ can lead to dominantly invisible Higgs decays if $m_{\tilde{\nu}_1} < m_{h^0}/2$.

In the following, we will assume that electron and muon sneutrinos are mass-degenerate, $m_{\tilde{\nu}_{ie}} = m_{\tilde{\nu}_{i\mu}}$ with $i = 1, 2$. Moreover, by default we will assume that the tau-sneutrino, $\tilde{\nu}_{1\tau}$ is lighter than the $\tilde{\nu}_{1e}$ and is the LSP. This is motivated by the contribution in the running of the A -term coming from the Yukawa coupling, see Eq. (3.6). In this case, we take $m_{\tilde{\nu}_1}$, $m_{\tilde{\nu}_2}$, $\sin \theta_{\tilde{\nu}}$ and $\tan \beta$ as input parameters in the sneutrino sector, from which we compute $m_{\tilde{L}}$, $m_{\tilde{N}}$, $A_{\tilde{\nu}}$ (all parameters are taken at the electroweak scale).

3.3.2 Analysis

Method

We choose to confront the sneutrino DM model to experimental constraints by means of Bayesian inference, as in Sections 2.7 and 2.8. We recall that in this kind of analysis, one starts with an a priori probability density function (prior PDF) $p(\theta|\mathcal{M})$ for the parameters $\theta = \{\theta_{1\dots n}\}$ of the model \mathcal{M} , and some experimental information enclosed in a likelihood function $p(d|\theta, \mathcal{M}) \equiv L(\theta)$. The purpose is to combine these two pieces of knowledge, to obtain the so-called posterior PDF, possibly marginalized to some subset of parameters. Splitting the parameter set as $\theta = (\psi, \lambda)$, Bayesian statistics tells us that the posterior PDF of the parameter subset ψ is

$$p(\psi|\mathcal{M}) \propto \int d\lambda p(\psi, \lambda|\mathcal{M}) L(\psi, \lambda). \quad (3.8)$$

That means one simply integrates over unwanted parameters to obtain the marginalized posterior PDFs. These unwanted parameters can be model parameters, but can also be nuisance parameters.

In this work, we evaluate posterior PDFs by means of a MCMC method. The basic idea of a MCMC is setting a random walk in the parameter space such that the density of points tends to reproduce the posterior PDF. Any marginalisation is then reduced to a summation over the points of the Markov chain. We refer to [303,307] for details on MCMCs and Bayesian inference. Our MCMC method uses the Metropolis-Hastings algorithm with a symmetric, Gaussian proposal function, basically following the procedure explained in Section 2.7. We use uniform (linear) priors for all parameters. The impact of logarithmic priors in the sneutrino sector is presented in Appendix C of [421]. For each of the scenarios which we study, we run eight chains with 10^6 iterations each, and we check their convergence using the Gelman and Rubin test with multiple chains [308], requiring $\sqrt{\hat{R}} < 1.05$ for each parameter. First iterations are discarded (burn-in), until a point with $\log L > -5$ is found.

The likelihood function L can be constructed as the product of the likelihoods L_i associated to the N observables O_i ,

$$L = \prod_{i=1}^N L_i. \quad (3.9)$$

Available experimental data fall into two categories: measurements of a central value, and upper/lower limits. In the former case, the central value O_{exp} comes with an uncertainty given at some confidence level CL. It is reasonable to assume that the likelihood function for this kind of measurement is a Gaussian distribution,

$$L_i = \mathcal{N}(O - O_{\text{exp}}, \Delta O) = \exp\left(\frac{-(O - O_{\text{exp}})^2}{2(\Delta O)^2}\right). \quad (3.10)$$

Here ΔO is the uncertainty at 1σ . For combining experimental and theoretical uncertainties, we add them in quadrature. When O_{exp} is a (one-sided) limit at a given CL, it is less straightforward to account for the experimental uncertainty. Taking a pragmatic approach, we approximate the likelihood by a smoothed step function centered at the 95% CL limit $O_{\text{exp}, 95\%}$,

$$L_i = \mathbf{F}(O, O_{\text{exp}, 95\%}) = \frac{1}{1 + \exp[\pm(O - O_{\text{exp}, 95\%})/\Delta O]}, \quad (3.11)$$

with $\Delta O = 1\% \times O_{\text{exp}, 95\%}$. The \pm sign in the exponent is chosen depending on whether we are dealing with an upper or lower bound: for an upper bound the plus sign applies, for a lower bound the minus sign. Using a smeared step function rather than a hard cut also helps the MCMC to converge. Finally, when the χ^2 of the limit is available (this will be the case for the direct detection limits), we compute the likelihood as $L_i = e^{-\chi_i^2/2}$.

To carry out the computations, we make use of a number of public tools. In particular, we use `micrOMEGAs 2.6.c` [87,431] for the calculation of the relic density and for direct and indirect detection cross sections. This is linked to an appropriately modified [424] version of `SuSpect 2.4` [406] for the calculation of the sparticle (and Higgs) spectrum. Decays of the Higgs bosons are computed using a modified version of `HDECAY 4.40` [118,119], and Higgs mass limits are evaluated with `HiggsBounds 3.6.1beta` [432,433]. Regarding the

computation of the direct detection limits, we make use of a private code described in section 3.3.2.

Parameters of the model

We parametrize the model with twelve parameters as follows. The sneutrino sector is fixed by three parameters per generation (the two mass eigenvalues $m_{\tilde{\nu}_1}$, $m_{\tilde{\nu}_2}$ and the mixing angle $\sin\theta_{\tilde{\nu}}$, or the soft breaking parameters $m_{\tilde{L}}$, $m_{\tilde{N}}$, $A_{\tilde{\nu}}$) plus $\tan\beta$. Assuming degeneracy between electron and muon sneutrinos, this gives seven parameters to scan over. The soft term for the LH sneutrino, $m_{\tilde{L}}$, also defines the mass of the LH charged slepton (of each generation); the remaining free parameter in the slepton sector is $m_{\tilde{R}}$, the soft mass of the RH charged slepton, which we fix by $m_{\tilde{R}} = m_{\tilde{L}}$ for simplicity.

The chargino–neutralino sector is described by the gaugino mass parameters M_1 , M_2 and the higgsino mass parameter μ . Moreover, we need the gluino soft mass M_3 . Motivated by gauge coupling unification, we assume [approximate] GUT relations for the gaugino masses, $M_3 = 3M_2 = 6M_1$,¹⁵ so we have M_2 and μ as two additional parameters in the scan. For stops/sbottoms we assume a common mass parameter $m_{03} \equiv m_{\tilde{Q}_3} = m_{\tilde{U}_3} = m_{\tilde{D}_3}$, which we allow to vary together with A_t (other trilinear couplings are neglected). The masses of the 1st and 2nd generation squarks, on the other hand, are fixed at 2 TeV without loss of generality. Finally, we need the pseudoscalar Higgs mass M_A to fix the Higgs sector. The model parameters and their allowed ranges are summarized in Table 3.3.

The requirement of having enough sneutrino annihilation to achieve $\Omega h^2 \simeq 0.11$ while having a low enough scattering cross section off protons and neutrons to pass the direct detection limits, together with the constraints from the Z invisible width, splits the parameter space into two disconnected regions with sneutrinos lighter or heavier than $M_Z/2$ (or more precisely, as we will see, $m_{\tilde{\nu}_1} \lesssim 7$ GeV and $m_{\tilde{\nu}_1} \gtrsim 50$ GeV). We call this the “light” and “heavy” cases in the following.

In the “light” case, we assume that the τ -sneutrino is the LSP, but the e/μ sneutrinos are not too different in mass from the τ -sneutrino. More specifically, we assume that $m_{\tilde{\nu}_{1e}}$ lies within $[m_{\tilde{\nu}_{1\tau}} + 1 \text{ GeV}, M_Z/2]$, *i.e.* the tau sneutrino is the LSP and all the three sneutrinos are potentially in the region sensitive to the constraint on the invisible decays of the Z boson. The 1 GeV minimal mass splitting is a quite natural assumption considering the sensitivity of $m_{\tilde{\nu}_1}$ to small variations in $A_{\tilde{\nu}}$, and suppresses co-annihilation effects (note that the degenerate case was previously studied in [424]).¹⁶

In the “heavy” case, we distinguish two different scenarios. First, in analogy to the light case, we assume that the τ -sneutrino is the LSP, with $m_{\tilde{\nu}_{1\tau}} \in [M_Z/2, 1000 \text{ GeV}]$, and we allow $m_{\tilde{\nu}_{1e}}$ to vary within $[m_{\tilde{\nu}_{1\tau}} + 1, 3000] \text{ GeV}$. We call this the “heavy non-democratic” (HND) case in the following. Second, we also consider a “heavy democratic” (HD) case, in which $m_{\tilde{\nu}_1}$, $m_{\tilde{\nu}_2}$ and $\sin\theta_{\tilde{\nu}}$ of the 3rd and the 1st/2nd generation are taken to be close to each other. As before, we use $m_{\tilde{\nu}_{1\tau}}$, $m_{\tilde{\nu}_{2\tau}}$ and $\sin\theta_{\tilde{\nu}\tau}$ as input parameters, from which we compute $m_{\tilde{N}_\tau}$, $m_{\tilde{L}_\tau}$ and $A_{\tilde{\nu}\tau}$. For the 1st/2nd generation, we then take $m_{\tilde{N}_e} \in [m_{\tilde{N}_\tau} - 5\%, m_{\tilde{N}_\tau} + 5\%]$, $m_{\tilde{L}_e} \in [m_{\tilde{L}_\tau} - 5\%, m_{\tilde{L}_\tau} + 5\%]$, and $A_{\tilde{\nu}_e} \in [A_{\tilde{\nu}_\tau} - 5\%, A_{\tilde{\nu}_\tau} + 5\%]$ with a flat distribution. This

¹⁵This assumption is central when applying the gluino mass limits from LHC searches.

¹⁶We also performed MCMC sampling allowing $m_{\tilde{\nu}_{1e}} > M_Z/2$ up to 3 TeV, keeping only the $\tilde{\nu}_{1\tau}$ light, but the conclusions remain unchanged. So we will present our results only for the case $m_{\tilde{\nu}_{1\tau}} < m_{\tilde{\nu}_{1e}} < M_Z/2$.

i	Parameter p_i	Scan bounds	
		light sneutrinos	HND sneutrinos
1	$m_{\tilde{\nu}_{1\tau}}$	$[1, M_Z/2]$	$[M_Z/2, 1000]$
2	$m_{\tilde{\nu}_{2\tau}}$	$[m_{\tilde{\nu}_{1\tau}} + 1, 3000]$	$[m_{\tilde{\nu}_{1\tau}} + 1, 3000]$
3	$\sin \theta_{\tilde{\nu}_\tau}$	$[0, 1]$	$[0, 1]$
4	$m_{\tilde{\nu}_{1e}} = m_{\tilde{\nu}_{1\mu}}$	$[m_{\tilde{\nu}_{1\tau}} + 1, M_Z/2]$	$[m_{\tilde{\nu}_{1\tau}} + 1, 3000]$
5	$m_{\tilde{\nu}_{2e}} = m_{\tilde{\nu}_{2\mu}}$	$[m_{\tilde{\nu}_{1e}} + 1, 3000]$	$[m_{\tilde{\nu}_{1e}} + 1, 3000]$
6	$\sin \theta_{\tilde{\nu}_e} = \sin \theta_{\tilde{\nu}_\mu}$	$[0, 1]$	$[0, 1]$
7	$\tan \beta$	$[3, 65]$	
8	μ	$[-3000, 3000]$	
9	$M_2 = 2M_1 = M_3/3$	$[30, 1000]$	
10	$m_{\tilde{Q}_3} = m_{\tilde{U}_3} = m_{\tilde{D}_3}$	$[100, 3000]$	
11	A_t	$[-8000, 8000]$	
12	M_A	$[30, 3000]$	

Table 3.3: Parameters and scan ranges for the light and the heavy non-democratic (HND) sneutrino cases. All masses and the A -term are given in GeV units. In the heavy democratic (HD) case, the same bounds as in the HND case are applied for quantities $i = 1-3$ and $7-12$, but entries 4–6 are computed from $m_{\tilde{N}_e} \in m_{\tilde{N}_\tau} \pm 5\%$, $m_{\tilde{L}_e} \in m_{\tilde{L}_\tau} \pm 5\%$, and $A_{\tilde{\nu}_e} \in A_{\tilde{\nu}_\tau} \pm 5\%$, with a flat distribution, see text.

way either $\tilde{\nu}_{1\tau}$ or $\tilde{\nu}_{1e,\mu}$ can be the LSP; moreover $\tilde{\nu}_{1\tau}$ and $\tilde{\nu}_{1e,\mu}$ can be almost degenerate. In the latter case, co-annihilations have a sizable effect.¹⁷ Nevertheless it turns out that the results for the HND and HD setups are almost the same, so we will take the HND scenario as our standard setup for the heavy case, see Table 3.3, and discuss only what is different in the HD case.

Nuisance parameters

Nuisance parameters are experimentally determined quantities which are not of immediate interest to the analysis but which induce a non-negligible uncertainty in the (model) parameters which we want to infer. The Bayesian approach allows us to deal easily with nuisance parameters. In order to account for experimental uncertainties impacting the results, we

¹⁷Note that if the electron/muon/tau sneutrinos are co-LSPs, this has important consequences for the relic density [424]. The e, μ, τ sneutrino mass hierarchy moreover has important consequences for the LHC phenomenology (more electrons and muons instead of tau leptons from cascade decays), and for the annihilation channels for indirect detection signals. Furthermore, for a very light τ -sneutrino, $m_{\tilde{\nu}_{1\tau}} < m_\tau \simeq 1.78$ GeV, annihilation into a pair of tau leptons is kinematically forbidden, while for $\tilde{\nu}_{1e,\mu}$ of the same mass annihilations into electrons or muons would be allowed.

choose ten nuisance parameters, listed in Table 3.4. They fall into three categories: astrophysical parameters (related to dark matter searches), nuclear uncertainties (related to the computation of the DM-nucleon scattering cross section) and Standard Model uncertainties.

In order to compute limits from direct detection experiments, we need to know the properties of the dark matter halo of our galaxy. We assume a Standard Halo Model, taking into account variations of the velocity distribution (v_0 , v_{esc}) and of the local dark matter density (ρ_{DM}). To this end, we follow [434] and take the naive weighted average of the quoted values for each parameter (an alternative determination of ρ_{DM} can be found in Ref. [435–437]). Note that considering v_0 and v_{esc} as nuisance parameters is particularly important in the light DM case, because of its sensitivity to the tail of the velocity distribution; indeed a departure from the canonical value $v_0 = 220$ km/s may have a sizable impact on the direct detection limits at low masses.

Turning to nuclear uncertainties, the Higgs exchange contribution to the elastic scattering cross section depends on the quark contents of the nucleons. We take the latest results for $\sigma_{\pi N}$ and σ_s from lattice QCD [413]. We stress that the new direct determinations of σ_s lead to a much lower value as compared to previous estimates based on octet baryon masses and SU(3) symmetry breaking effect.

The Standard Model uncertainties that we include as nuisance parameters in the MCMC sampling are m_t , the top pole mass, $m_b(m_b)$, the bottom mass at the scale m_b in the $\overline{\text{MS}}$ scheme, and $\alpha_s(M_Z)$, the strong coupling constant at the scale M_Z . They impact the derivation of the SUSY and Higgs spectrum. Moreover, the mass of the bottom quark is relevant in the light sneutrino case because if $m_{\tilde{\nu}_{1\tau}} < m_b$, annihilation into $b\bar{b}$ is kinematically forbidden.

Experimental constraints entering the likelihood

We confront our model with the observables listed in Table 3.5. Below we comment on the various constraints.

Relic density of sneutrinos

We assume the standard freeze-out picture for computing the sneutrino relic abundance. The main annihilation channels for mixed sneutrino dark matter are *i*) $\tilde{\nu}_1 \tilde{\nu}_1 \rightarrow \nu\nu$ ($\tilde{\nu}_1^* \tilde{\nu}_1^* \rightarrow \bar{\nu}\bar{\nu}$) through neutralino t -channel exchange, *ii*) $\tilde{\nu}_1 \tilde{\nu}_1^* \rightarrow f\bar{f}$ through s -channel Z exchange, and *iii*) $\tilde{\nu}_1 \tilde{\nu}_1^* \rightarrow b\bar{b}$ through s -channel exchange of a light Higgs. Moreover, if the $\tilde{\nu}_1$ is heavy enough, it can also annihilate into W^+W^- (dominant), ZZ or $t\bar{t}$. Note that for the heavy LSP the annihilation into neutrino pairs is always much suppressed while the annihilation into other channels can be enhanced by the heavy scalar Higgs resonance.

The annihilation into neutrino pairs proceeds mainly through the wino component of the t -channel neutralino and is proportional to $\sin^4 \theta_{\tilde{\nu}}$; it is largest for light winos. The Z exchange is also proportional to $\sin^4 \theta_{\tilde{\nu}}$. The light Higgs exchange, on the other hand, is proportional to $(A_{\tilde{\nu}} \sin \theta_{\tilde{\nu}})^2$. The dependence of Ωh^2 on the sneutrino mass and mixing angle has been analyzed in [424, 428].

We assume a 10% theory uncertainty on Ωh^2 , mostly to account for unknown higher-order effects. In the light DM cases, one also has to worry about the change in the number of effective degrees of freedom in the early Universe, g_{eff} , especially when $m_{\text{DM}} \approx 20 T_{\text{QCD}}$.

i	Nuisance parameter λ_i	Experimental result Λ_i	Likelihood function L_i
1	m_u/m_d	0.553 ± 0.043 [412]	Gaussian
2	m_s/m_d	18.9 ± 0.8 [412]	Gaussian
3	$\sigma_{\pi N}$	44 ± 5 MeV [413]	Gaussian
4	σ_s	21 ± 7 MeV [413]	Gaussian
5	ρ_{DM}	0.3 ± 0.1 GeV/cm ³ [438] 0.43 ± 0.15 GeV/cm ³ [439] $\Rightarrow 0.34 \pm 0.09$ GeV/cm ³	Weighted Gaussian average
6	v_0	242 ± 12 km/s [440] 239 ± 11 km/s [441] 221 ± 18 km/s [442] 225 ± 29 km/s [443] $\Rightarrow 236 \pm 8$ km/s	Weighted Gaussian average
7	v_{esc}	550 ± 35 km/s [444]	Gaussian
8	m_t	173.3 ± 1.1 GeV [445]	Gaussian
9	$m_b(m_b)$	$4.19^{+0.18}_{-0.06}$ GeV [446]	Two-sided Gaussian
10	$\alpha_s(M_Z)$	0.1184 ± 0.0007 [446]	Gaussian

Table 3.4: Nuisance parameters in the scan. The values of the astrophysical parameters are taken from Ref. [434].

While we do take into account the change of g_{eff} in the calculation of the relic density, the uncertainty related to it is not accounted for separately. Rather, we assume that it falls within the overall 10% theory uncertainty. (The issue of g_{eff} is discussed in more detail in Appendix A of [421].)

The same annihilation channels will be relevant for indirect DM detection experiments, looking for gamma-rays (*Fermi*-LAT, H.E.S.S.), charged particles (positrons, antiprotons; PAMELA, *Fermi*-LAT, AMS) or neutrinos (Super-Kamiokande, IceCube, ANTARES), that could be produced by annihilation of dark matter, especially in high density regions, see Section 3.3.2.

Direct detection limits

The spin-independent (SI) scattering of $\tilde{\nu}_1$ on nucleons occurs through Z or Higgs exchange. The Z exchange is again suppressed by the sneutrino mixing angle, while the Higgs exchange is enhanced by the $A_{\tilde{\nu}}$ term. A peculiarity of the Z -exchange contribution is that the proton cross section is much smaller than the neutron one, with the ratio of amplitudes

i	Observable μ_i	Experimental result D_i	Likelihood function L_i
1	Ωh^2	0.1123 ± 0.0035 [59] (augmented by 10% theory uncertainty)	Gaussian
2	σ_N	$(m_{\text{DM}}, \sigma_N)$ constraints from XENON10 [380], XENON100 [447], CDMS [448] and CoGeNT [376]	$L_2 = e^{-\chi_{\text{BD}}^2/2}$
3	$\Delta\Gamma_Z$	< 2 MeV (95% CL) [42]	$L_3 = \mathbf{F}(\mu_3, 2 \text{ MeV})$
4	Higgs mass limits	from HiggsBounds 3.6.1beta [432, 433]	$L_4 = 1$ if allowed $L_4 = 10^{-9}$ if not
5	$m_{\tilde{\chi}_1^\pm}$	> 100 GeV [336]	$L_5 = 1$ if allowed $L_5 = 10^{-9}$ if not
6	$m_{\tilde{e}_R} = m_{\tilde{\mu}_R}$	> 100 GeV [336]	$L_6 = 1$ if allowed $L_6 = 10^{-9}$ if not
7	$m_{\tilde{\tau}_1}$	> 85 GeV [336]	$L_7 = 1$ if allowed $L_7 = 10^{-9}$ if not
8	$m_{\tilde{g}}$	$> 750, 1000$ GeV [449, 450] or none	not included (a posteriori cut)
9	$\mathcal{B}(b \rightarrow s\gamma)$	$(3.55 \pm 0.34) \times 10^{-4}$ [328, 451]	Gaussian
10	$\mathcal{B}(B_s \rightarrow \mu^+ \mu^-)$	$< 1.26 \times 10^{-8}$ (95% CL) [331, 452]	$\mathbf{F}(\mu_{10}, 1.26 \times 10^{-8})$
11	Δa_μ	$(26.1 \pm 12.8) \times 10^{-10}$ [44, 45, 333]	Gaussian

Table 3.5: Experimental constraints used to construct the likelihood. Where relevant, experimental and theoretical uncertainties are added in quadrature; in particular for Ωh^2 we assume an overall uncertainty of $(0.0035^2 + 0.01123^2)^{1/2} = 0.0118$.

$f_p/f_n = (1 - 4 \sin^2 \theta_W)$. The Higgs contribution on the other hand, which becomes dominant for large values of $A_{\tilde{\nu}}$, is roughly the same for protons and neutrons. The total SI cross section on a nucleus N is obtained after averaging over the $\tilde{\nu}_1 N$ and $\tilde{\nu}_1^* N$ cross sections, where we assume equal numbers of sneutrinos and anti-sneutrinos. We note that the interference between the Z and h^0 exchange diagrams has opposite sign for $\tilde{\nu}_1 N$ and $\tilde{\nu}_1^* N$, leading to an asymmetry in sneutrino and anti-sneutrino scattering if both Z and Higgs exchange are important. All these effects are taken into account when we compute the normalized scattering cross section σ_N :

$$\sigma_N = \frac{4\mu_\chi^2}{\pi} \frac{(Zf_p + (A - Z)f_n)^2}{A^2}, \quad (3.12)$$

where μ_χ is the sneutrino–nucleon reduced mass, Z is the atomic number and A the mass number. This cross section can be directly compared to the experimental limits on σ_p^{SI} , which are extracted from the observed limits on the LSP–nucleus scattering cross section assuming $f_p = f_n$.

We consider the limits coming from various direct detection experiments. In particular, we take into account the light dark matter results from XENON10 [380] and CDMS [448], as well as the 2011 XENON100 [447] and CoGeNT [376] results. We include the data from these experiments using a private code based on Refs. [453–455], where further details on the analysis can be found. For XENON100 we adopt the best-fit light-yield efficiency L_{eff} curve from [447]. Especially for the low DM mass region, the energy resolution close to the threshold is important. We take into account the energy resolution due to Poisson fluctuations of the number of single electrons. The XENON10 analysis is based on the so-called S2 ionization signal which allows to go to a rather low threshold. In this case we follow the conservative approach of [380] and impose a sharp cut-off of the efficiency below the threshold, which excludes the possibility of upward fluctuations of a signal from below the threshold. Our analysis tries to approximate as closely as possible the one performed in [380]. From CDMS we use results from an analysis of Ge data with a threshold as low as 2 keV [448]. We use the binned data from Fig. 1 of [448] and build a χ^2 , where we only take into account bins where the predicted rate is larger than the observed data. This ensures that only an upper bound is set on the cross section. We proceed for CoGeNT in a similar way. We ignore the possibility that hints for an annual modulation in CoGeNT are due to DM (see also [456]), and use a similar χ^2 method as for CDMS to set an upper bound on the scattering cross section. The code makes it possible to vary consistently the astrophysical parameters v_0 , v_{esc} and ρ_{DM} for all considered experiments.

The information from direct detection is included in the Bayesian analysis in the following way. For XENON10 and XENON100 data, we apply the so-called maximum-gap method [457] to calculate an upper bound on the scattering cross section for a given mass. The probability returned by the maximum-gap method as a function of the model parameters as well as astrophysical parameters (appropriately normalized) is considered as the likelihood function which then is converted into the posterior PDF within the Bayesian analysis. This is an approximation to a pure Bayesian treatment with the advantage that it allows us to use the maximum-gap method, which offers a conservative way to set a limit in the presence of an unknown background. Since the shape of the expected background distribution is neither provided for XENON10 nor XENON100, it is not possible to construct a “true” likelihood from the data and we stick to the above mentioned approximation based on the maximum-gap method.¹⁸ For CDMS and CoGeNT, the likelihood is obtained from the individual χ^2 functions as $L \propto \exp(-\chi^2/2)$. The method to construct the χ^2 described in the previous paragraph amounts to introducing the unknown background in each bin i as a nuisance parameter b_i which is allowed to vary by maximizing the likelihood function under the condition $b_i \geq 0$. Again this is an approximation to a pure Bayesian approach (in which the posterior PDF would be integrated over the nuisance parameters), which suffices

¹⁸In [458] XENON100 data has been implemented in a Bayesian study by constructing a likelihood function from the Poisson distribution based on the total number of expected signal and background events. We have checked that such a procedure leads to similar results as our approach based on the maximum-gap method.

for our purpose.

Z invisible width

A light sneutrino with $m_{\tilde{\nu}} < M_Z/2$ will contribute to the invisible width of the Z boson, well measured at LEP [42], thus putting a constraint on the sneutrino mixing:

$$\Delta\Gamma_Z = \sum_{i=1}^{N_f} \Gamma_\nu \frac{\sin^4 \theta_{\tilde{\nu}_i}}{2} \left(1 - \left(\frac{2m_{\tilde{\nu}_i}}{M_Z} \right)^2 \right)^{3/2} < 2 \text{ MeV}, \quad (3.13)$$

where $\Gamma_\nu = 166 \text{ MeV}$ is the partial width into one neutrino flavor. For one light sneutrino with $m_{\tilde{\nu}_1} = 5$ (20) GeV, this leads only to a mild constraint on the mixing angle of $\sin \theta_{\tilde{\nu}} < 0.39$ (0.43). For $m_{\tilde{\nu}_{1\tau}} = 4 \text{ GeV}$, $m_{\tilde{\nu}_{1e}} = m_{\tilde{\nu}_{1\mu}} = 5 \text{ GeV}$ and assuming a common mixing angle, this constraint becomes stricter: $\sin \theta_{\tilde{\nu}} < 0.3$.

On the other hand, a minimum amount of mixing is needed for light $\tilde{\nu}_1$'s to achieve large enough annihilation cross section. In [424], $\sin \theta_{\tilde{\nu}} \gtrsim 0.12$ was found for LSP masses above the b -threshold, where annihilation into $b\bar{b}$ through Z or h^0 can contribute significantly, and $\sin \theta_{\tilde{\nu}} \gtrsim 0.25$ for $m_{\tilde{\nu}_1} < m_b$. Therefore, for light sneutrinos, the mixing angle should be not far from the limit imposed by the Z invisible width. Such a large mixing is however in conflict with direct detection limits unless $m_{\tilde{\nu}_1} \lesssim 7 \text{ GeV}$. For sneutrino LSPs with masses of, roughly, 7–40 GeV, the direct detection limits constrain $\sin \theta_{\tilde{\nu}}$ to be smaller than about 0.05–0.07, which makes it impossible to achieve low enough Ωh^2 . For heavier masses, one needs $m_{\tilde{\nu}_1}$ near the Higgs pole or above the W^+W^- threshold to satisfy both direct detection and relic density constraints. This was also discussed in [428]. As mentioned, this splits our parameter space into two distinct regions where the Markov Chains converge, one with $m_{\tilde{\nu}_1} \lesssim 7 \text{ GeV}$ and one with $m_{\tilde{\nu}_1} > M_Z/2$ (more precisely, $m_{\tilde{\nu}_1} \gtrsim 50 \text{ GeV}$).

Higgs and SUSY mass limits

In the MCMC sampling, we impose chargino and charged slepton mass limits [336] from LEP as listed in Table 3.5. We here choose conservative values because the LEP analyses in principle assumed a neutralino LSP, and hence the parametrization of the LEP limits in terms of *e.g.* the chargino–neutralino mass difference as implemented in `micrOMEGAs` does not apply. To evaluate Higgs mass constraints based on LEP, Tevatron and LHC data, we use `HiggsBounds 3.6.1beta`. (The 2011 CMS limit on $A/H \rightarrow \tau\tau$ [459] is also included via `HiggsBounds`.) Here note that for large sneutrino mixing, which as detailed above is necessary for light $m_{\tilde{\nu}_1}$, the light Higgs mass receives an important negative correction from the sneutrino loop, which is proportional to $|A_{\tilde{\nu}}|^4/(m_{\tilde{\nu}_2}^2 - m_{\tilde{\nu}_1}^2)^2$. Thus the lower limit on m_{h^0} also somewhat constrains the sneutrino sector. In order to take into account the theoretical uncertainty in m_{h^0} , we smear the Higgs mass computed with `SuSpect` by a Gaussian with a width of 1.5 GeV before feeding it to `HiggsBounds`. In the light sneutrino case, the Higgs decays into sneutrinos are always kinematically allowed, and they are enhanced as $A_{\tilde{\nu}}$; as a result the h^0 decays almost completely invisibly in this case. (In the heavy sneutrino case, only a small fraction of the points have $m_{\tilde{\nu}_1} < m_{h^0}/2$.) The Higgs decays into sneutrinos are properly taken into account in our `HiggsBounds` interface.

An important point of our 2012 study was how SUSY mass limits from the 2011 LHC searches affect the sneutrino DM scenarios. Here note that squarks and gluinos undergo the same cascade decays into charginos and neutralinos as in the conventional MSSM. Since we assume gaugino mass unification, the gluino and squark mass limits derived in the CMSSM limits from jets+ E_T^{miss} searches apply to good approximation. We have checked several $\tilde{\nu}_1$ LSP benchmark points and found $m_{\tilde{g}} \gtrsim 750$ GeV for $m_{\tilde{q}} \sim 2$ TeV based on a fast simulation of the ATLAS 0-lepton analysis for 1 fb^{-1} [449]. This is in very good agreement with the corresponding gluino mass limit in the CMSSM for large m_0 . For 5 fb^{-1} of data, this limit should improve to $m_{\tilde{g}} \gtrsim 1$ TeV.

However, a word of caution is in order. For $m_{\tilde{q}} \gg m_{\tilde{g}}$ we expect $\tilde{g} \rightarrow q\bar{q}\tilde{\chi}_{1,2}^0$ and $\tilde{g} \rightarrow q\bar{q}'\tilde{\chi}_1^\pm$ as in the MSSM with a neutralino LSP. In our model, the $\tilde{\chi}_{1,2}^0$ decay further into the $\tilde{\nu}_1$ LSP; if this decay is direct, $\tilde{\chi}_{1,2}^0 \rightarrow \nu\tilde{\nu}_1$, it is completely invisible. Indeed, the invisible $\tilde{\chi}_{1,2}^0$ decays often have close to 100% branching ratio. We do not expect however that this has a large effect on the exclusion limits. The situation is different for chargino decays. In most cases, the $\tilde{\chi}_1^\pm$ decays dominantly into a sneutrino and a charged lepton (e , μ or τ , depending on the sneutrino flavor). This can lead to a much larger rate of single lepton or di-lepton events. As a consequence, we expect the limits from 0-lepton jets+ E_T^{miss} searches to weaken, while single lepton or di-lepton + E_T^{miss} searches should become more effective than in the CMSSM. Overall, assuming gaugino mass unification, the gluino mass limit should remain comparable to the limit derived in the CMSSM.

A detailed analysis of the SUSY mass limits in the sneutrino DM model is left for Section 3.3.4. In the Section 3.3.3, we simply consider the effect of the LHC pushing the gluino mass limit to $m_{\tilde{g}} \gtrsim 750$ GeV or $m_{\tilde{g}} \gtrsim 1000$ GeV, see above. In order to illustrate this effect without having to run the MCMC several times (which would have been too CPU intensive), we apply the gluino mass constraint a posteriori. As we will see, it is only relevant for the light sneutrino case.

Low-energy observables

Further important constraints on the model come from flavor physics and from the muon anomalous magnetic moment. Regarding flavor physics constraints, we use the 2010 HFAG average value of $\mathcal{B}(b \rightarrow s\gamma) = (3.55 \pm 0.24 \pm 0.09) \times 10^{-4}$ [451] with a theoretical uncertainty of 0.23×10^{-4} [328]. Moreover, we use the 2011 combined LHCb and CMS limit on $\mathcal{B}(B_s \rightarrow \mu^+\mu^-)$ [452], augmented by a 20% theory uncertainty (mainly due to f_{B_s}) as suggested in [331]. After completion of the MCMC runs, a new limit of $\mathcal{B}(B_s \rightarrow \mu^+\mu^-) < 4.5 \times 10^{-9}$ (95% CL) [460] became available. We impose this new limit a posteriori, again assuming 20% theory uncertainty, but the effect of this on the posterior distributions is marginal.¹⁹

Regarding the supersymmetric contribution to the anomalous magnetic moment of the muon, $\Delta a_\mu^{\text{SUSY}}$, we implement the 1-loop calculation taking into account the mixing between RH and LH $\tilde{\nu}_\mu$. Then we compare this value to $\Delta a_\mu = a_\mu^{\text{exp}} - a_\mu^{\text{SM}}$, where for a_μ^{exp} we take the experimental value reported by the E821 experiment [44], and for a_μ^{SM} we take the result of Ref. [45] (note however the slightly lower a_μ^{SM} reported in [461]). Guided by [333] and because of our ignorance of the 2-loop effects involving mixed sneutrinos, we assume a conservative

¹⁹Effectively, we impose $\mathcal{B}(B_s \rightarrow \mu^+\mu^-) < 5.4 \times 10^{-9}$ as a hard cut, but we have checked that this makes no difference as compared to reweighing the likelihood according to Eq. (3.11).

theoretical uncertainty of 10×10^{-10} . This brings us to $\Delta a_\mu^{\text{SUSY}} = (26.1 \pm 12.8) \times 10^{-10}$ in Table 3.5.

Indirect detection of photons and antiprotons

Dwarf Spheroidal galaxies (dSphs) in the Milky Way provide a good probe of DM through the observation of gamma-rays. Although the photon signal is weaker than from the Galactic center, the signal-to-noise ratio is more favorable since dSphs are DM dominated and the background from astrophysical sources is small. From measurements of the gamma-rays from ten different dSphs [414], the *Fermi*-LAT collaboration has extracted an upper limit on the DM annihilation cross section in three different channels: W^+W^- , $b\bar{b}$, and $\tau^+\tau^-$. For this one assumes a NFW dark matter profile [462]. For DM lighter than 40 GeV, both the $b\bar{b}$ and $\tau^+\tau^-$ channels have the sensitivity to probe the canonical DM annihilation cross section, $\sigma v > 3 \times 10^{-26} \text{ cm}^3/\text{s}$. We will not use these constraints in the fit but rather compare our predictions for the annihilation cross section in different channels with the limit provided by *Fermi*-LAT. We will see in the next section that this measurement constrains sneutrino DM in only a few scenarios for three reasons. First, for light sneutrinos we have a sizable $\tilde{\nu}_1$ ($\tilde{\nu}_1^*$) pair annihilation into $\nu\nu$ ($\bar{\nu}\bar{\nu}$), which clearly cannot lead to a photon signal. Second, the *Fermi*-LAT collaboration has not published results for DM particles lighter than 5 GeV, where the bulk of our light DM sample that survives direct detection constraints lies. Third, *Fermi*-LAT's sensitivity is still one order of magnitude above the canonical cross section for DM masses at the electroweak scale or above.

Annihilation of DM in the Milky Way will also, after hadronisation of the decay products of SM particles, lead to antiprotons. This antiproton flux has been measured by PAMELA [463] and fits rather well the astrophysics background [464]. There is however a large uncertainty in the background at low energies (below a few GeV) due to solar modulation effects that are not well known. Furthermore the antiprotons—as well as any other charged particle—propagate through the Galactic halo and their energy spectrum at the Earth differs from the one produced at the source. The propagation model introduces additional model dependence in the prediction of the antiproton flux from DM annihilation. As for photons above, we will not use the antiproton flux as a constraint in the fit, but compare our predictions for different propagation model parameters with the measurements of PAMELA. We will see that the largest flux, and the largest deviation from the background, are observed at low energies when the sneutrino DM has a mass of a few GeV, thus leading to an excess of events for some values of the propagation parameters.

Finally, a comment is in order regarding annihilation into neutrinos. Indeed, neutrino telescopes (Super-Kamiokande, IceCube, ANTARES) may probe sneutrino DM annihilation into neutrinos, *e.g.* from the Galactic Center or from accretion in the Sun. The neutrino flux from annihilation of DM captured by the Sun is determined by the cross section for sneutrino scattering on nucleons discussed in [424] and Section 3.3.2. We do not include a possible neutrino signal in this analysis but leave it for a future study.

3.3.3 Status of June 2012

Let us now present the results of this analysis. This section focuses on the properties of the DM candidate, while an update of the LHC constraints in a simplified model approach, also including the latest direct detection limits, will come in the next section. As mentioned, for each of the three scenarios which we study, we run eight Markov chains with 10^6 iterations each. The distributions of the points in these chains map the likelihood of the parameter space. We hence present our results in terms of posterior probability distributions shown in the form of histograms (1-dimensional distributions) with 100 bins and of contour graphs (2-dimensional distributions) with 100×100 bins. Results based on alternative (logarithmic) priors in the sneutrino sector can be found in Appendix C of [421].

Light sneutrino DM with mass below 10 GeV

We begin with the case of light sneutrinos. Fig. 3.13 shows the 1-dimensional (1D) marginalized posterior PDFs of various interesting quantities, in particular sneutrino masses and mixing angles, A terms, squarks, gluino and Higgs masses, *etc.* The blue histograms are the posterior PDFs taking into account constraints 1–7 and 9–11 of Table 3.5, while the black (red) lines show the posterior distributions after requiring in addition that the gluino be heavier than 750 (1000) GeV. Note that a lower bound on the gluino mass not only cuts the peak of the gluino distribution but also leads to a lower bound on the chargino and neutralino masses, since $6m_{\tilde{\chi}_1^0} \approx 3m_{\tilde{\chi}^\pm} \approx m_{\tilde{g}}$. (We do not show the $m_{\tilde{\chi}_1^0}$, $m_{\tilde{\chi}_2^0}$, $m_{\tilde{\chi}_1^\pm}$ posterior probabilities in Fig. 3.13, because they follow completely the $m_{\tilde{g}}$ distribution.)

As can be seen, the direct detection limits, in particular from XENON10, require the sneutrino LSP to be lighter than about 7 GeV, with the distribution peaking around 4 GeV. (The shoulder at 4.5–5 GeV is due to the onset of the $b\bar{b}$ annihilation channel.) For LSP masses below 4 GeV, the direct detection limits are not important. Indeed the largest cross section, obtained with the maximum value of $\sin\theta_{\tilde{\nu}_\tau}$ allowed by the Z invisible width, is below the current experimental limits [424]. The gluino mass bound from the LHC disfavors very light sneutrinos of about 1–3 GeV, because the $\tilde{\nu}_1\tilde{\nu}_1 \rightarrow \nu\nu$ and $\tilde{\nu}_1^*\tilde{\nu}_1^* \rightarrow \bar{\nu}\bar{\nu}$ annihilation channels get suppressed (recall that we assume GUT relations between gaugino masses). This means one needs to rely on annihilation through Z or Higgs exchange, as is reflected in the change of the $\sin\theta_{\tilde{\nu}_\tau}$ and $A_{\tilde{\nu}_\tau}$ probability densities in Fig. 3.13.

The other distributions are basically unaffected by the gluino mass cut, the exceptions being A_t and m_{h^0} . Larger values of A_t are preferred for $m_{\tilde{g}} > 1$ TeV, because it is needed to compensate the negative loop correction to m_{h^0} from the larger $A_{\tilde{\nu}_\tau}$ in order to still have $m_{h^0} > 114$ GeV. Regarding m_{h^0} , the distribution is shifted towards the lower limit of 114 GeV because of this negative loop correction. Finally, we note that the light Higgs decays practically 100% invisibly into sneutrinos. Therefore, the existence of an SM-like Higgs with mass of about 125.5 GeV would rule out the light sneutrino DM scenario.

Regarding the supersymmetric contribution to Δa_μ , this is peaked towards small values. Nevertheless, the probability of falling within the experimental 1σ band is sizable, $p(\Delta a_\mu = (26.1 \pm 12.8) \times 10^{-10}) = 31\%$. The larger values of Δa_μ are obtained when there is a large contribution from the sneutrino exchange diagram.

Our expectations regarding the relation between mass and mixing angle are confirmed in

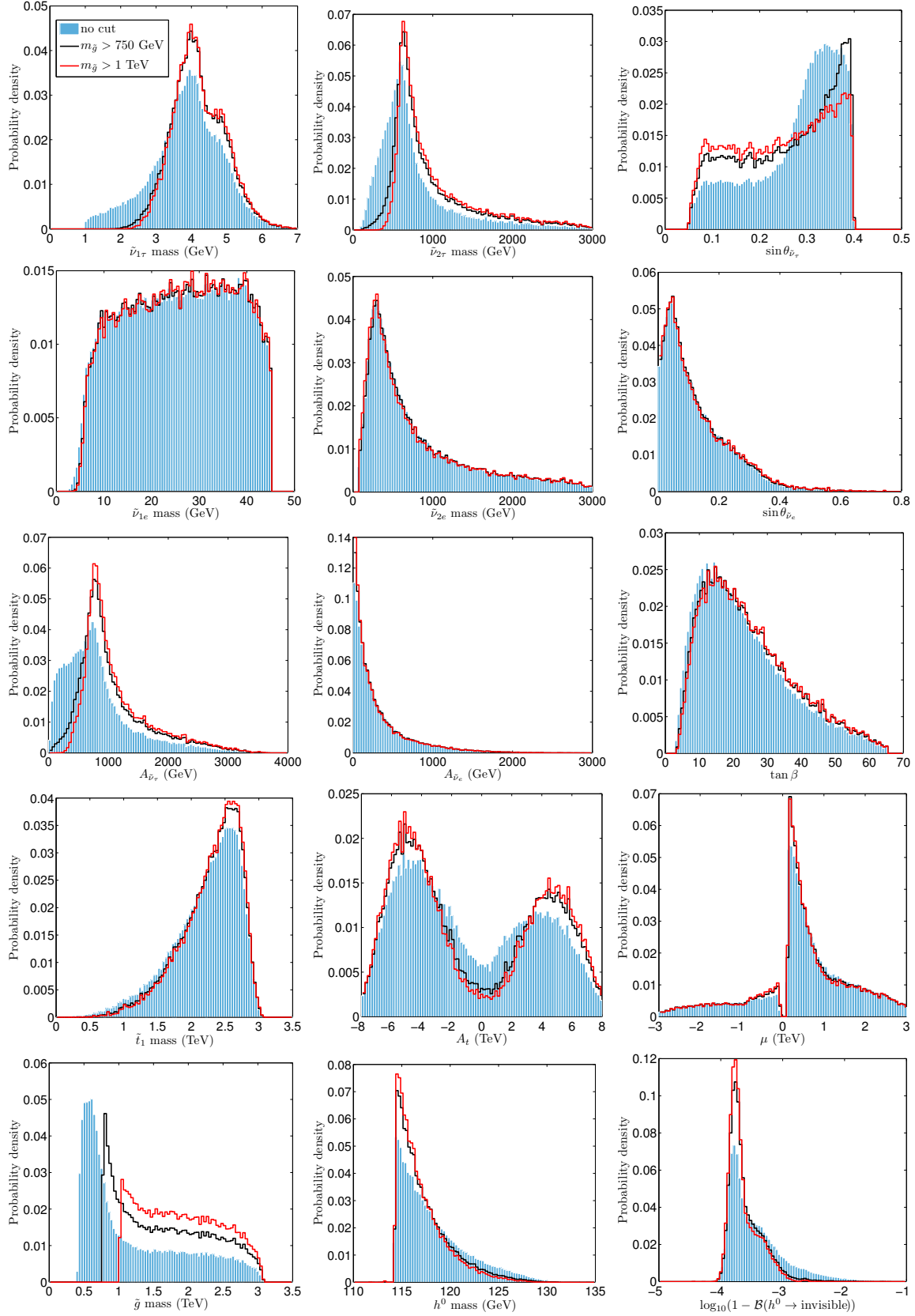


Figure 3.13: Posterior PDFs in 1D for the light sneutrino case. Specific values for best fit and quasi-mean points as well as the 68% and 95% BC intervals are given in Appendix B of Ref. [421].

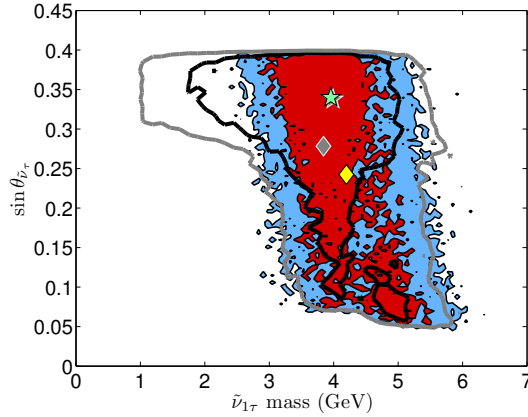


Figure 3.14: Posterior PDF of $\sin \theta_{\tilde{\nu}_\tau}$ versus $m_{\tilde{\nu}_{1\tau}}$ for the light sneutrino case. The black and gray lines show the 68% and 95% BCRs before gluino mass limits from the LHC. The red and blue regions are the 68% and 95% BCRs requiring $m_{\tilde{g}} > 1$ TeV. The green star marks the bin with the highest posterior probability after the gluino mass limit, while the yellow diamond marks the mean of the 2D PDF. The gray star/diamond are the highest posterior and mean points before imposing the gluino mass limit.

Fig. 3.14, which shows the 2-dimensional (2D) posterior PDF of $\sin \theta_{\tilde{\nu}_\tau}$ versus $m_{\tilde{\nu}_{1\tau}}$. To be more precise, what is shown are the 68% and 95% Bayesian credible regions (BCRs) before and after a gluino mass cut of $m_{\tilde{g}} > 1$ TeV. As can be seen, the region of $m_{\tilde{\nu}_{1\tau}} \approx 1\text{--}3$ GeV, which requires $\sin \theta_{\tilde{\nu}_\tau} \approx 0.3\text{--}0.4$ to be consistent with WMAP, gets completely disfavored by a heavy gluino.²⁰

In Fig. 3.15, we show the influence of the gluino mass limit on the predicted direct detection cross section for Xenon (we display the Xenon cross section to directly compare with the best limit which comes from XENON10). Imposing $m_{\tilde{g}} > 1$ TeV has quite a striking effect, limiting σ_{Xe} to a small region just below the current limit. We recall that XENON10 only constrains the mass range above ≈ 4 GeV; for lower $\tilde{\nu}_1$ masses, the direct detection cross section is constrained from above by the Z invisible width. We also note that there is a lower limit on the direct detection cross section [424], so that if a lower threshold can be achieved to probe masses below 4 GeV, in principle the light sneutrino DM case can be tested completely. (For $m_{\tilde{\nu}_1} \approx 4\text{--}6$ GeV, an improvement of the current sensitivity by about a factor 3 is sufficient to cover the 95% region, while an improvement by an order of magnitude will completely cover this mass range.)

The influence of the nuisance parameters is also interesting. For example, a low local DM density can bring points with high direct detection cross section in agreement with the XENON10 limits. Likewise, a small mixing angle at sneutrino masses around 4 GeV allows for higher ρ_{DM} , because the direct detection cross section is low. Analogous arguments hold for v_0 and v_{esc} , since for light DM one is very sensitive to the tail of the velocity distribution. The effect is illustrated in Fig. 3.16.

The MCMC approach also permits us to make predictions for the annihilation cross

²⁰To be more precise, it gets disfavored by a heavy wino, since $m_{\tilde{g}} > 1$ TeV implies $m_{\tilde{\chi}_2^0} \gtrsim 300$ GeV in our model.

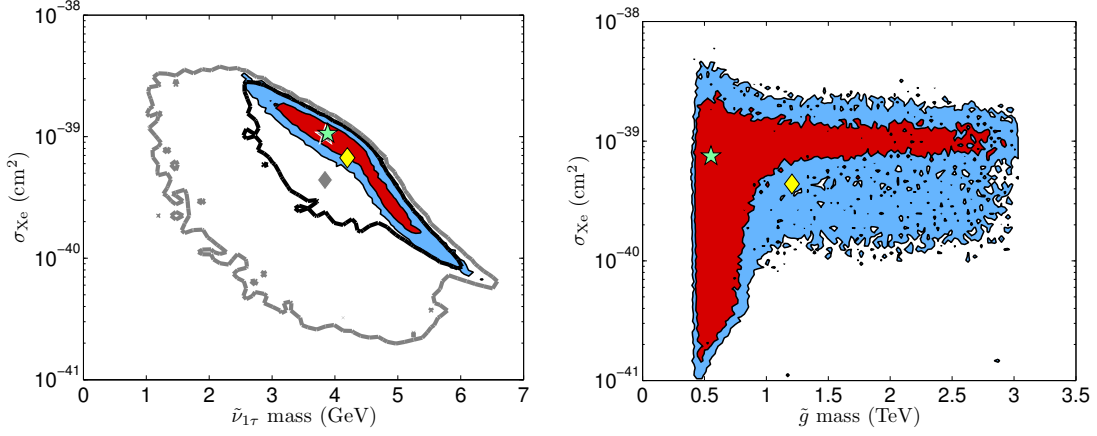


Figure 3.15: On the left, 2D posterior PDF of σ_{Xe} versus $m_{\tilde{\nu}_{1\tau}}$ before and after imposing $m_{\tilde{g}} > 1$ TeV; see the caption of Fig. 3.14 for the meaning of colors and symbols. On the right, correlation between σ_{Xe} and gluino mass; the red and blue areas are the 68% and 95% BCRs.

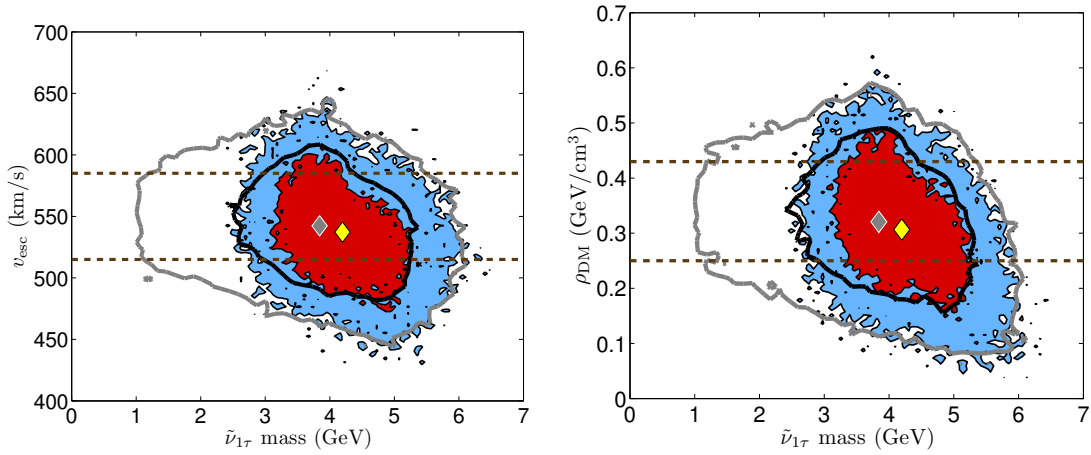


Figure 3.16: 68% and 95% BCRs of v_{esc} versus $m_{\tilde{\nu}_{1\tau}}$ (left) and of ρ_{DM} versus $m_{\tilde{\nu}_{1\tau}}$ (right). The black (gray) contours are the 68% (95%) BCRs without gluino mass cut, while the red (blue) areas are the 68% (95%) BCRs for $m_{\tilde{g}} > 1$ TeV. The dashed lines mark the 1σ experimental bounds for v_{esc} and ρ_{DM} .

section of light sneutrino dark matter into different final states, relevant for indirect DM searches, see Fig. 3.17. When $m_{\tilde{\nu}_1} > m_b$, the dominant DM annihilation channels are into $\nu\nu$ or $b\bar{b}$ pairs. The latter will lead to a large photon flux—in fact the partial cross section into $b\bar{b}$ is always in the region constrained by *Fermi*-LAT when $m_{\tilde{\nu}_1} > 5.2$ GeV.

For lighter DM, the charged fermions final states giving photons are $c\bar{c}$ and $\tau^+\tau^-$. Here note that for a given LSP mass, imposing the lower limit on the gluino mass selects the upper range for both $\sigma_{v_{c\bar{c}}}$ and $\sigma_{v_{\tau^+\tau^-}}$ while having only a mild effect on $\sigma_{v_{b\bar{b}}}$. In particular the $c\bar{c}$ channel typically has a large cross section of $\sigma_{v_{c\bar{c}}} \gtrsim 10^{-26}$ cm³/s throughout the 95% BCR when $m_{\tilde{g}} > 1$ TeV. This could hence be probed if the *Fermi*-LAT search was extended to a lower mass range.

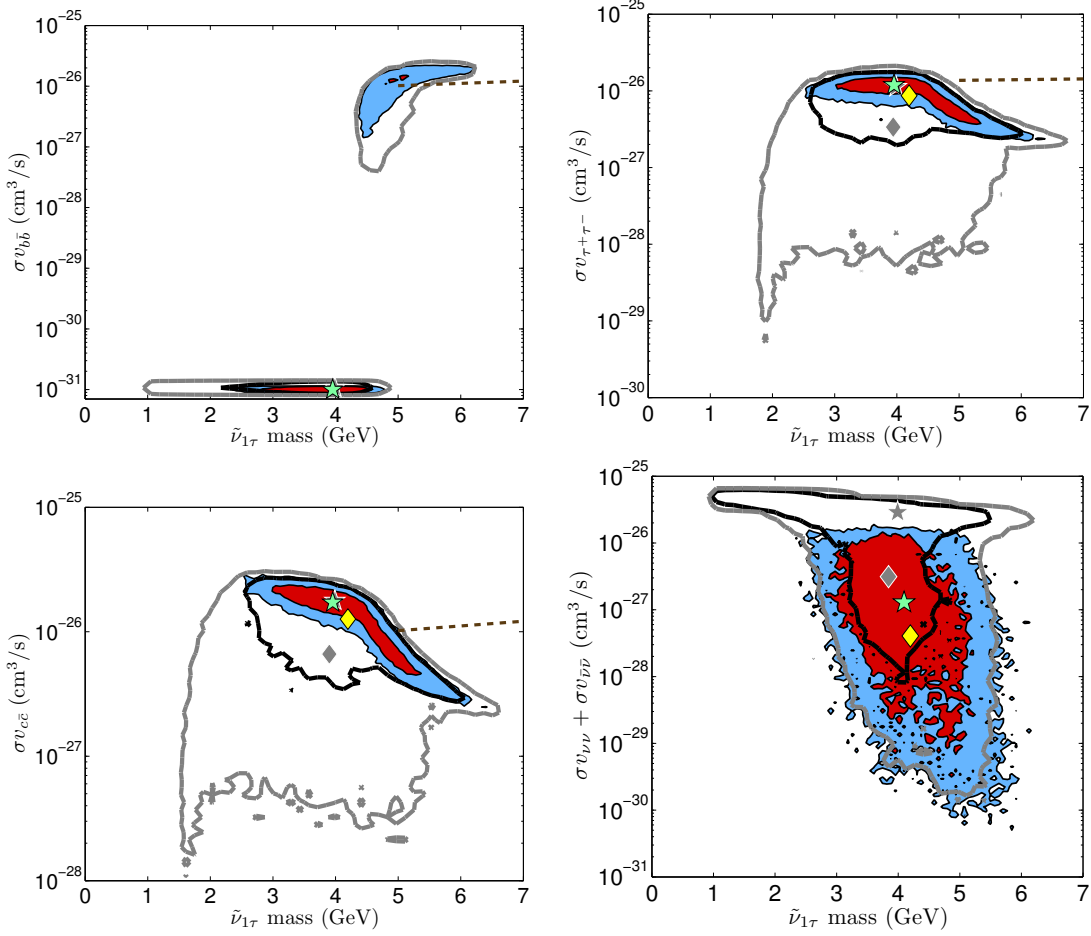


Figure 3.17: 68% and 95% BCRs for σv versus sneutrino mass in various channels. Color code as in the previous figures. The dashed lines correspond to the *Fermi*-LAT limit [414], where for $c\bar{c}$ we have used the same value as for $b\bar{b}$. Note that for $m_{\tilde{\nu}_1} < m_b$, the cross section is zero, however to display this region we have arbitrarily set it to $\sigma v_{b\bar{b}} = 10^{-31} \text{ cm}^3/\text{s}$.

Regarding annihilation into neutrinos, as mentioned earlier, the gluino mass limit strongly constrains scenario where annihilation into neutrino pairs is dominant, leading to an upper limit of $\sigma v_{\nu\nu} + \sigma v_{\bar{\nu}\bar{\nu}} \lesssim 1 \times 10^{-26} \text{ cm}^3/\text{s}$, see the bottom-right panel in Fig. 3.17. A discussion of the neutrino signal for light sneutrino DM can be found in [424]. As mentioned, we leave a more detailed analysis of neutrinos from the Sun for a future work.

Dark matter annihilation in our galaxy can also lead to antiprotons. To illustrate the impact of the antiproton measurements on the parameter space of the model, we have computed the antiproton flux for some sample points and compared those to the flux measured by PAMELA [463]. To compute this flux we have used the semi-analytical two-zone propagation model of [465, 466] with two sets of propagation parameters called MIN and MED, see [431]. For the background we have used the semi-analytical formulas of [464] with a solar modulation of $\phi = 560 \text{ MeV}$, which fit well the measured spectrum of PAMELA.

The first sample point has a DM mass of 4.8 GeV and is dominated by annihilation into $b\bar{b}$ with $\sigma v_{b\bar{b}} = 1.1 \times 10^{-26} \text{ cm}^3/\text{s}$. The resulting antiproton flux is displayed as the blue

band in Fig. 3.18. A large excess is expected at energies below 1 GeV for MED propagation parameters, corresponding to the upper edge of the blue band. With MIN propagation parameters however, the flux exceeds the 1σ range only in the lowest energy bin ($E_{\bar{p}} = 0.28$ GeV). We therefore conclude that such sneutrino DM would be compatible with the PAMELA measurements only for a restricted choice of propagation model parameters. Here note that the lowest energy bins are the ones where the background is most affected by solar modulation effects.

The second sample point has lighter DM, $m_{\tilde{\nu}_1} = 2.3$ GeV, and annihilation into c-quarks dominates the hadronic channels ($\sigma v_{c\bar{c}} = 1.7 \times 10^{-26}$ cm³/s) although the dominant annihilation channel is into neutrinos. The antiproton flux is therefore expected to be both lower and shifted towards lower energies as compared to the previous case. We find that the antiproton flux again exceeds the measured spectrum by more than 1σ only in the first energy bin. Such a sneutrino DM is therefore not constrained by the antiproton measurements unless one chooses propagation parameters that lead to large fluxes. In this respect note that we can of course get even larger fluxes than those displayed in Fig. 3.18 using the MAX set of propagation parameters.

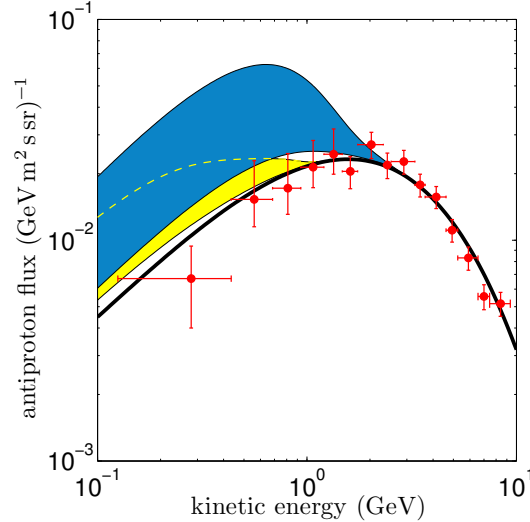


Figure 3.18: Antiproton flux as a function of the kinetic energy of the antiproton for two representative points as described in the text. The blue (yellow) band corresponds to $m_{\tilde{\nu}_1} = 4.8$ (2.3) GeV, with the upper curve corresponding to MED and the lower curve corresponding to MIN propagation parameters. We also display the background only (black line) and the PAMELA data for energies below 10 GeV (red crosses).

Heavy sneutrino DM

Let us now turn to the case of heavy sneutrinos. We will first discuss the heavy non-democratic (HND) case, where the LSP is the $\tilde{\nu}_{1\tau}$, and then the heavy democratic (HD) case, where all three neutrinos are close in mass and any of them can be the LSP or co-LSP.

The posterior PDFs in 1D for the HND case are shown in Fig. 3.19. Here, we do not superimpose the distributions with $m_{\tilde{g}} > 750$ or 1000 GeV, because the gluino automatically

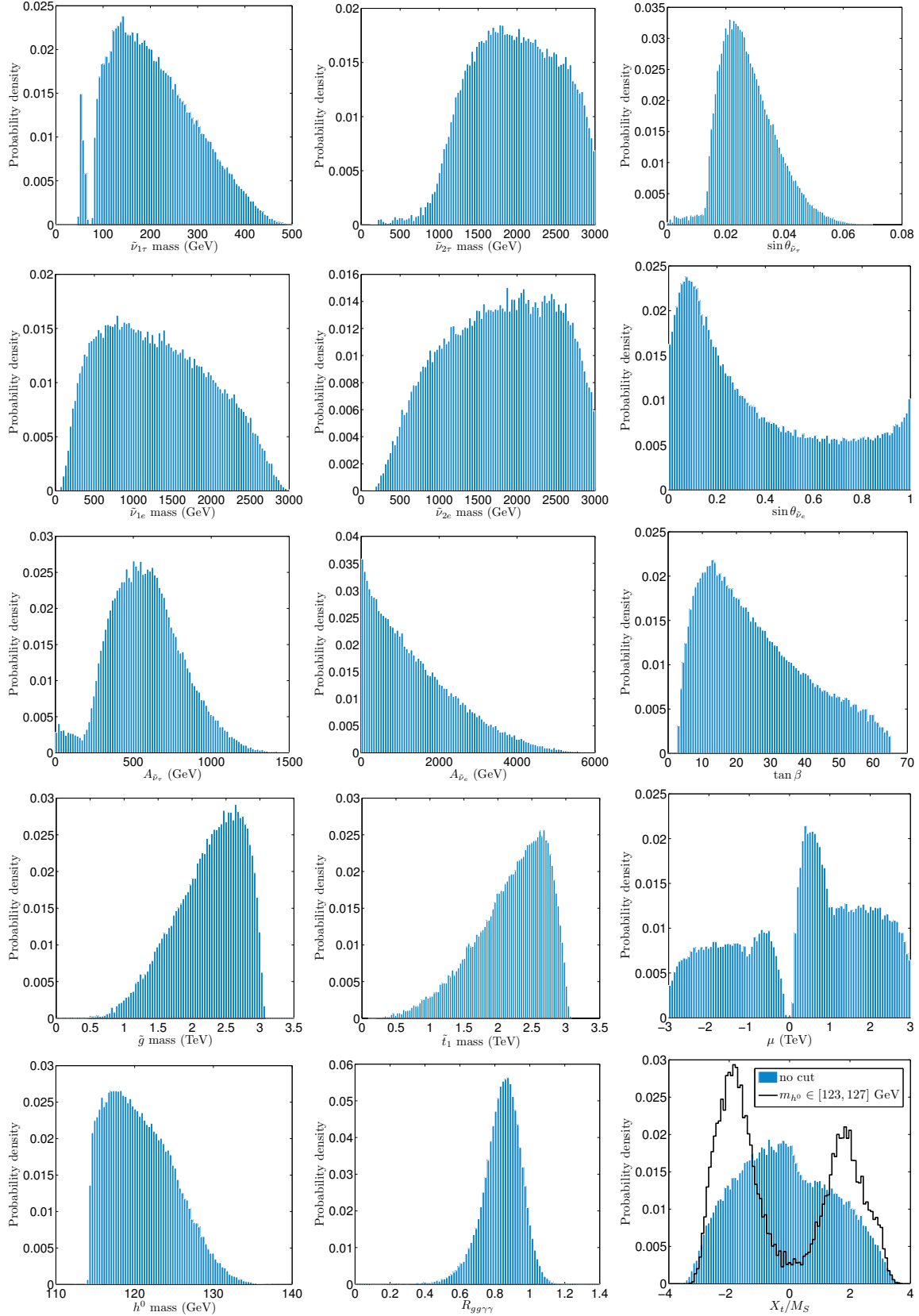


Figure 3.19: Posterior PDFs in 1D for the heavy non-democratic (HND) sneutrino case.

turns out heavy, with 99% probability above 1 TeV. The $\tilde{\nu}_{1\tau}$ masses now range from 90 to 255 (80 to 375) GeV at 68% (95%) Bayesian credibility. There is also a small region near $m_{\tilde{\nu}_{1\tau}} \approx 60$ GeV, where the sneutrino annihilates through the light Higgs resonance; this region has 3% probability.²¹ See Table 6 in Appendix B of [421] for more details. The $\tilde{\nu}_{2\tau}$ mass is typically very heavy, above 1 TeV, and the mixing angle is required to be very small to evade the direct detection limits, cf. the discussion in Section 3.3.2. Interestingly, the mixing can be almost vanishing; this happens either when $m_{\tilde{\nu}_{1\tau}} \simeq m_{h^0}/2$ so that the annihilation is on resonance, or when co-annihilation channels are important. In the first case, the $A_{\tilde{\nu}}$ term must be very small, otherwise the annihilation cross section would be too large and Ωh^2 too small. Note that the upper limit on the sneutrino LSP mass is determined by the range for the gluino mass used in the scan which in turn sets an upper bound of 500 GeV on the lightest neutralino and hence on the sneutrino LSP.

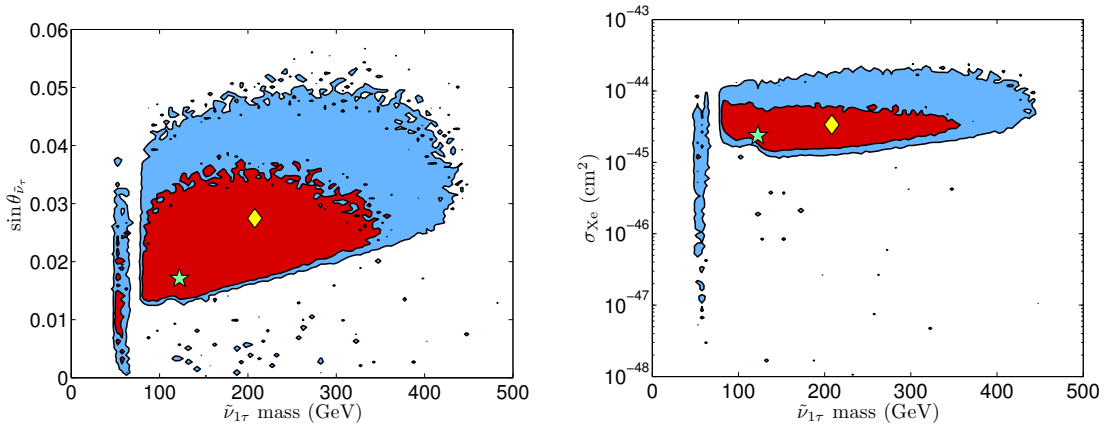


Figure 3.20: Posterior PDFs in 2D of $\sin \theta_{\tilde{\nu}\tau}$ (left) and σ_{X_e} (right) versus $m_{\tilde{\nu}_{1\tau}}$ for the HND case. The red and blue areas are the 68% and 95% BCRs, respectively. The green stars mark the highest posterior, while the yellow diamonds mark the mean of the PDF.

The light Higgs mass is not much affected by radiative corrections from a heavy sneutrino, so the posterior PDF of m_{h^0} is like in the conventional MSSM. (See the bottom row of Fig. 3.19 for Higgs-related quantities.) A light Higgs in the 123–127 GeV mass range has 21% probability in this case. As in the MSSM, this mass range requires large mixing, see the distribution for X_t/M_S .²² The signal strength in the $gg \rightarrow h \rightarrow \gamma\gamma$ channel relative to SM expectations ($\mu(gg \rightarrow h \rightarrow \gamma\gamma)$, denoted as $R_{gg\gamma\gamma}$ in Fig. 3.19) is also just like in the MSSM [467], with the highest probability being around $\mu(gg \rightarrow h \rightarrow \gamma\gamma) \approx 0.9$. In this scenario, it is much more difficult to reach larger values of Δa_μ as the sneutrino contribution is never large. We find $\Delta a_\mu \leq 8.6 \times 10^{-10}$ at 95% BC.

In Fig. 3.20, we show the 2-dimensional posterior PDF of $\sin \theta_{\tilde{\nu}\tau}$ versus $m_{\tilde{\nu}_{1\tau}}$. As can be seen, the mixing angle is always in the $\sin \theta_{\tilde{\nu}\tau} \approx 0.01 - 0.05$ region except when $m_{\tilde{\nu}_1} \approx m_{h^0}/2$

²¹As mentioned in Section 3.3.2, the sneutrino can also annihilate through the heavy scalar (not the pseudoscalar!) Higgs resonance. We have checked that this process does occur in our chains. However, it turns out that it is statistically insignificant and does not single out any special region of parameter space.

²² $X_t = A_t - \mu/\tan \beta$ and $M_S^2 = m_{\tilde{t}_1} m_{\tilde{t}_2}$. In fact the distribution of A_t is the only one that is significantly changed by requiring $m_{h^0} \in [123, 127]$ GeV, see also Contribution 8 of [467] and Section 2.8.

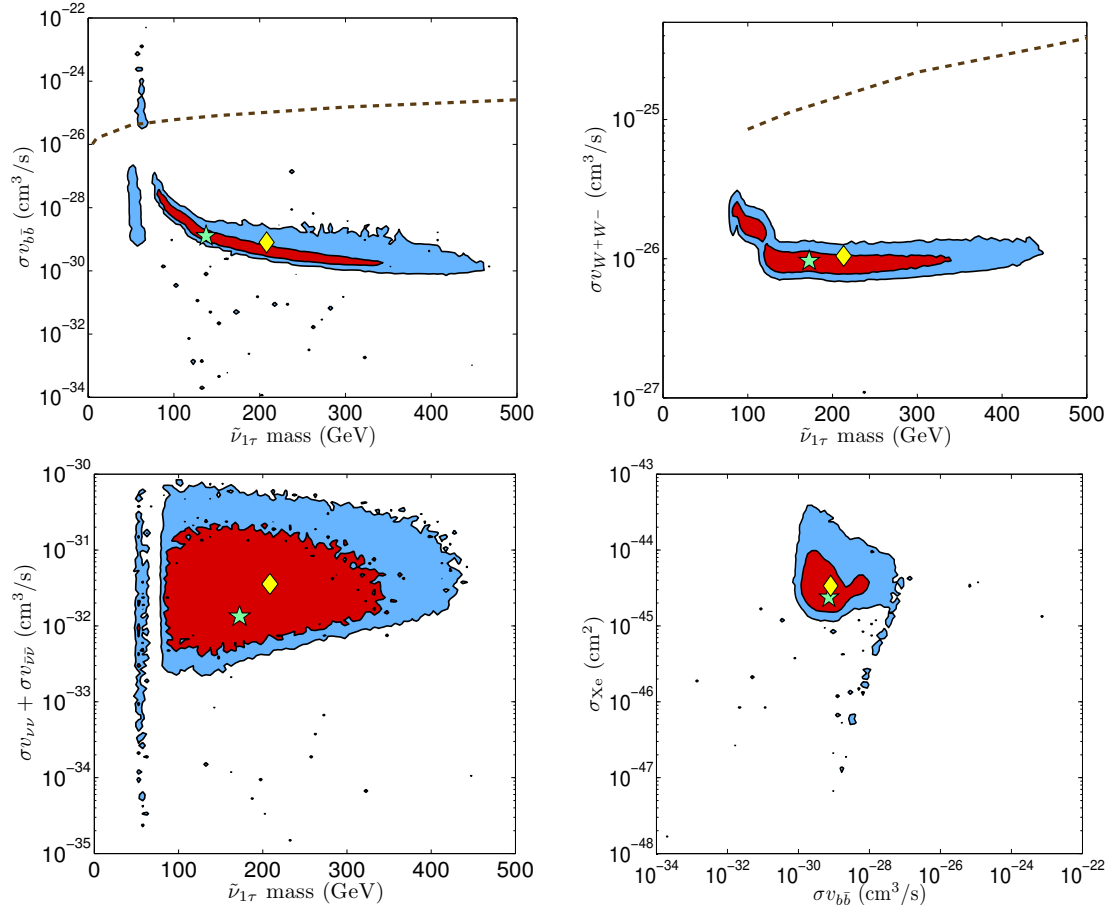


Figure 3.21: 2D posterior PDFs for the HND case relevant for indirect DM detection; color codes *etc.* as in Fig 3.20.

or for a few scattered points with heavier LSP masses. The latter correspond to cases where the co-annihilation of pairs of NLSPs nearly degenerate with the sneutrino LSP helps to increase the effective annihilation cross section, so that the relic density of the sneutrino is in agreement with WMAP. The NLSP can be either a neutralino or a slepton. For the bulk of the points, however, the minimal value of the mixing increases with the sneutrino mass.

The predictions for the SI cross section are within one order of magnitude of the XENON and CDMS bounds except when $m_{\tilde{\nu}_{1\tau}} \simeq m_{h^0}/2$ and for the scattered point where coannihilation dominates, see the right panel in Fig. 3.20. Indeed, when the annihilation in the early Universe is enhanced by a resonance effect, the coupling of the LSP to the Higgs has to be small, hence one needs a small mixing angle. This also means that the sneutrino coupling to the Z is small, leading to a small SI cross section.

The precise relation between the LSP mass and the Higgs mass has important consequences when we consider annihilation channels in the galaxy. In some cases, such annihilations can be strongly enhanced with respect to their values in the early Universe. This Breit-Wigner enhancement can occur when the annihilation proceeds through a s -channel exchange of a Higgs particle near resonance, the cross section is then sensitive to the thermal kinetic energy: at small velocities, one gets the full resonance enhancement while at $v \approx c$,

one only catches the tail of the resonance [468–471]. This occurs when $1 - m_{h^0}^2/4m_{\tilde{\nu}_{1\tau}}^2 \ll 1$, thus when the annihilation is primarily into $b\bar{b}$. In the left panel in Fig. 3.21, a small region at 95% BC has a photon flux above the limit imposed by *Fermi*-LAT. Away from this special kinematical configuration, the annihilation cross section into $b\bar{b}$ is usually two orders of magnitude below the present limit. The dominant annihilation channel is rather into W -boson pairs. Even for this channel, the predictions are at least one order of magnitude below the *Fermi*-LAT limit except when $m_{\tilde{\nu}_{1\tau}} \approx 100$ GeV, where the predictions are only a factor 2–3 below the limit. The annihilation into neutrino pairs is always subdominant for heavy sneutrinos, with $\sigma v_{\nu\nu} + \sigma v_{\bar{\nu}\bar{\nu}} < 10^{-30}$ cm³/s.

Note that even after removing the points that are excluded by *Fermi*-LAT in the $b\bar{b}$ channel, the predictions for σ_{χ_e} extend to small values. Indeed for these points there is no large enhancement of the annihilation rate in the early Universe, hence no need to have small couplings of the LSP to the Higgs. Therefore the predictions for the SI cross section covers a wide range and is not correlated with $\sigma v_{b\bar{b}}$, see the bottom right plot in Fig. 3.21.

We have also computed the predictions for the antiproton flux for the heavy sneutrino case. The largest fluxes are expected for DM masses around 100 GeV where the annihilation cross section can reach 3×10^{-26} cm³/s. We found that with the MED propagation parameters the flux is barely above the background and always within the 1σ experimental error bars. Note that a large flux is also expected for the few points that have a large annihilation into $b\bar{b}$, these points are however already excluded by *Fermi*-LAT as discussed above.

The results discussed above for the HND case also hold for the HD sneutrino case. In fact, most of the distributions in the HD case are practically the same as in the HND case. The only differences are observed for the LSP mass, and for the associated $A_{\tilde{\nu}}$, see Fig. 3.22. We note a slightly higher probability of 6% to be on the h^0 pole. Correspondingly, also small $A_{\tilde{\nu}}$ and small mixing angles have somewhat higher probability than in the HND case. Regarding the flavor of the LSP, we find that a τ -sneutrino LSP has 55% probability and is thus, as expected, somewhat preferred over e/μ sneutrino co-LSPs (45% probability), see the right-most panel in Fig. 3.22. The fact that the $\tilde{\nu}_{1e}-\tilde{\nu}_{1\tau}$ mass difference peaks within ± 10 GeV is however just a consequence of our prior assumption for the HD case.

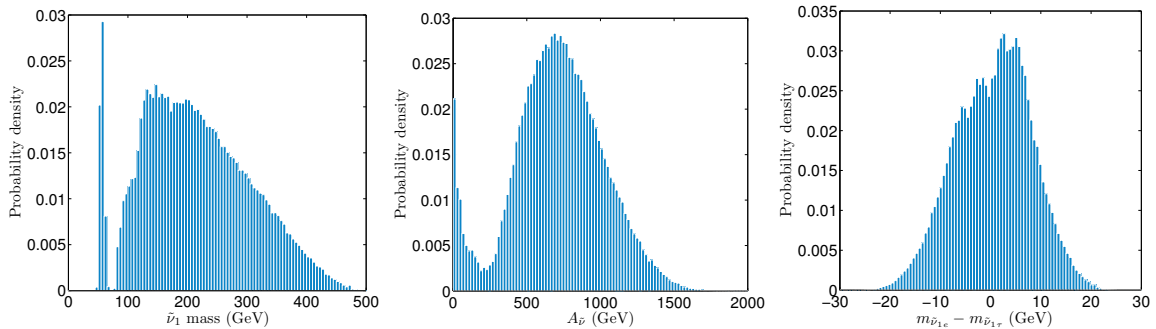


Figure 3.22: Posterior PDFs in 1D for the heavy democratic (HD) sneutrino case. All other distributions are practically the same as in the HND case.

3.3.4 Status of June 2014

After the completion of Ref. [421], the ATLAS and CMS collaborations announced the discovery of an SM-like Higgs boson with mass around 125 GeV (see Section 2.3). This is clearly in contradiction with the predicted properties of the Higgs boson in the light sneutrino scenario considered in this work. Indeed, as can be seen on the bottom-right histogram of Fig. 3.13, invisible decays of the h^0 (mostly driven by $h^0 \rightarrow \tilde{\nu}_1 \tilde{\nu}_1^*$) always dominate the width, which results in other decays being too much suppressed to account for the observed signal at the LHC. This rules out the entire parameter space of the light case, while heavier sneutrinos (in the HND and HD cases) remain largely unaffected by the discovery of the Higgs boson.

In addition to the Higgs discovery, the final XENON100 results [256] from 225 live-days of data and the first results from the LUX experiment with 85.3 live-days of data [89] became available. This represents an order of magnitude improvement in the limit on the spin-independent cross section compared to the 2011 XENON100 limit [447], and is expected to have a sizable impact on sneutrino DM. Moreover, more stringent bounds on the production of SUSY particles were derived by the ATLAS and CMS collaborations using the data collected at $\sqrt{s} = 8$ TeV. The variety of the SUSY searches performed at the LHC calls for a careful implementation of the obtained limits, beyond a simple lower bound on the gluino mass. Finally, improved determinations of $b \rightarrow s\gamma$ [329] and $B_s \rightarrow \mu\mu$ [332] also appeared.

This motivated us updating the results for the HND and HD cases using the experimental results available in June 2014. The latest direct detection results from XENON100 and LUX were implemented using an updated version of the private code already mentioned in Section 3.3.2, based on Refs. [417, 422, 423]. It allowed us to define a likelihood that goes beyond the upper limit at 90% CL provided by the experimental collaboration, and to take into account variations of the DM halo parameters. Constraints from other DM experiments, as described in Section 3.3.2, are also considered but found to be irrelevant in comparison with the latest results from LUX.

The negative results in the search for supersymmetric particles at the LHC were taken into account using **SmodelS**, presented in Section 3.1 (see also Ref. [364]). After completion of the scans by means of MCMC, we generated **SLHA** files containing cross section and decay tables for each point and passed them through **SmodelS**.²³ The various combinations of production and decay were tested against the simplified model results from the more than fifty ATLAS and CMS SUSY analyses present in the **SmodelS** database. The information on the simplified model topology and the analysis yielding the strongest constraint was kept, along with the corresponding r -value, where $r = (\sigma \times \mathcal{B})/\sigma_{\text{UL}}^{95}$ and σ_{UL}^{95} is the upper limit at 95% CL on the cross section.

In addition to the constraints present in Table 3.5 and to the new experimental results mentioned above, we also consider an upper bound on invisible decays of the Higgs boson of $\mathcal{B}(h^0 \rightarrow \text{invisible}) < 20\%$, based on the upper limit at 95% CL obtained in Section 2.6.2 for an SM-like Higgs. Indeed, by definition the heavy case corresponds to $m_{\tilde{\nu}_1} > m_Z/2$, and significant decay of the h^0 into a pair of sneutrinos may be found for $m_{\tilde{\nu}_1} = 50 - 60$ GeV. Nonetheless, this requirement did not result in any significant modification of the probability distributions. Finally, the new results on $b \rightarrow s\gamma$ [329] and $B_s \rightarrow \mu\mu$ are integrated to the

²³We thank Ursula Laa for running **SmodelS** on the **SLHA** files.

likelihood as in Section 2.8 (see measurement 1b and 2b in Table 2.15).

The new results on the properties of the DM candidate are shown in Fig. 3.23 for the non-democratic case. This is in strong contrast with the 2012 results shown in Fig. 3.20. The formerly main region, with $\sin\theta_{\tilde{\nu}_\tau}$ in the 0.01 – 0.05 range and σ_{χ_e} in the 10^{-45} – 10^{-44} cm² range, shrunk because it is in tension with the new bounds from direct detection experiments. Consequently, other scenarios where the correct relic density of dark matter is achieved through co-annihilation and/or resonances become more likely, which explains why the 95% BCR extends down to vanishing values for the tau sneutrino mixing angle. The corresponding results in the democratic case are shown in Fig. 3.24. The conclusion is the same, and in this case the necessity of new processes for achieving the observed relic density is more severe because of the decrease of the net annihilation of DM from the co-annihilation between different sneutrino flavors, see Ref. [424].

Let us turn to the impact of the LHC SUSY searches on these sneutrino scenarios. First, in the HND case the probability of being excluded as given by **SModelS** (*i.e.*, having at least one r -value > 1): is very small: 0.87% in total, among which 78% are excluded from the di-lepton $+E_T^{\text{miss}}$ topology corresponding to direct slepton-pair production (\tilde{e} and $\tilde{\mu}$) followed by the decay into a lepton and the LSP, and 22% from gluino-pair production followed by the decay into two (b -)jets and the LSP. Regarding the first simplified model results (where $pp \rightarrow \tilde{\ell}\tilde{\ell}$ followed by $\tilde{\ell} \rightarrow \ell\tilde{\chi}_1^0$ is targeted), the SUSY topology that is actually constrained in our sneutrino LSP scenarios is $pp \rightarrow \tilde{\chi}^+\tilde{\chi}^-$ followed by $\tilde{\chi}^\pm \rightarrow \ell^\pm\tilde{\nu}_\ell$. (The contribution from direct slepton production followed by $\tilde{\ell}^\pm \rightarrow \ell^\pm\tilde{\chi}_1^0 \rightarrow \ell^\pm\nu\tilde{\nu}$ is small as the production cross section is smaller.) Both processes yield the same final state and are not distinguished internally by **SModelS**. The results for the second simplified topology, where a gluino is produced, put marginal constraints on light gluinos with masses below 700 GeV. This is a weak constraint because of the different decay possibilities of the gluino, where moreover the neutralino appearing in the cascade decay does not necessarily decay into invisible particles (*i.e.*, into $\nu\tilde{\nu}$).

The very small probability of being excluded by any LHC SUSY search in the HND case is easily understood as $pp \rightarrow \tilde{\chi}^+\tilde{\chi}^-$ followed by $\tilde{\chi}^\pm \rightarrow \ell^\pm\nu_\ell$ is only possible if an electron or muon sneutrino is rather light. This is not required for non-democratic sneutrinos, and has a small probability of being realized. On the other hand, in the HD scenario all flavors of sneutrinos are light. Therefore, the probability of being excluded as given by **SModelS** is much larger: 5.7%. The gluino-induced topologies play a much smaller role as the probability of being excluded by such topologies is of 0.06%.

The exclusion can be represented in the $(m_{\tilde{\nu}_1}, m_{\tilde{\chi}_1^+})$ plane. This is shown in Fig. 3.25, where excluded points are shown in gray on top of the 68% and 95% BCR obtained without any requirement on the **SModelS** results. In both cases, the excluded points do not cover any region completely. In particular, while wino-like charginos are excluded, higgsino-like charginos typically evade the exclusion given their lower cross section.

Finally, a word of caution is in order. In **SModelS**, it is internally assumed that $\tilde{\ell} \rightarrow \ell\tilde{\chi}_1^0$ is equivalent to $\tilde{\chi}_1^\pm \rightarrow \ell\tilde{\nu}_\ell$ from the kinematics point of view. This is an approximation since differences in the spin and helicity of particles between the two topologies should modify kinematic distributions. Then, the impact of the change in kinematics on the acceptance \times efficiency (hence on the exclusion) clearly depends on the cuts considered in

the analyses of the ATLAS and CMS collaboration. For a given analysis, the validity of this approximation can be tested from the reimplementation of the analysis cuts (see Section 3.4). This is work in progress based on the reimplementation of the ATLAS search for electroweak-inos and sleptons in the $2\ell + E_T^{\text{miss}}$ final state at $\sqrt{s} = 8$ TeV [363], presented in Section 3.7. A certain impact on the acceptance \times efficiency is expected as for this analysis the ATLAS limits (in terms of upper bounds on the cross section) for $pp \rightarrow \tilde{\ell}\tilde{\ell}$ are much stronger in the case of left-handed sleptons.

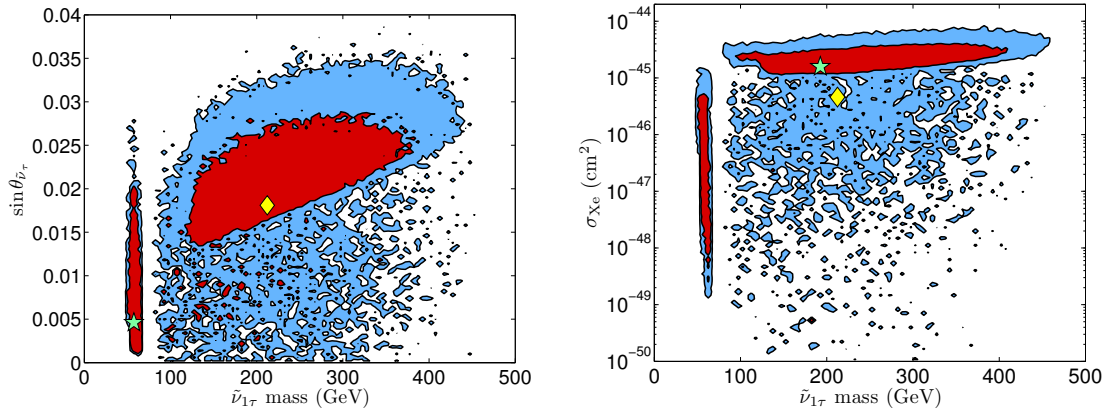


Figure 3.23: Posterior PDFs in 2D of $\sin\theta_{\tilde{\nu}_\tau}$ (left) and σ_{X_e} (right) versus $m_{\tilde{\nu}_{1\tau}}$ for the HND case after the 2014 update. The red and blue areas are the 68% and 95% BCRs, respectively. The green stars mark the highest posterior, while the yellow diamonds mark the mean of the PDF.

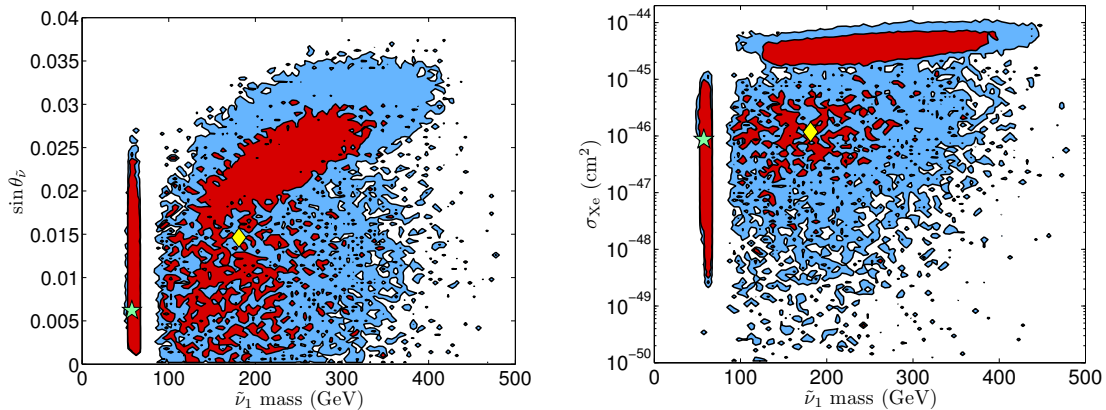


Figure 3.24: As in Fig. 3.23, for the HD case after the 2014 update.

3.3.5 Conclusions

We performed a global MCMC analysis of a sneutrino DM model with Dirac neutrino masses originating from supersymmetry breaking. The main feature of this model is a mainly RH mixed sneutrino as the LSP, which has a large coupling to the Higgs fields through a weak-scale trilinear A term which is not suppressed by small Dirac-neutrino Yukawa couplings.

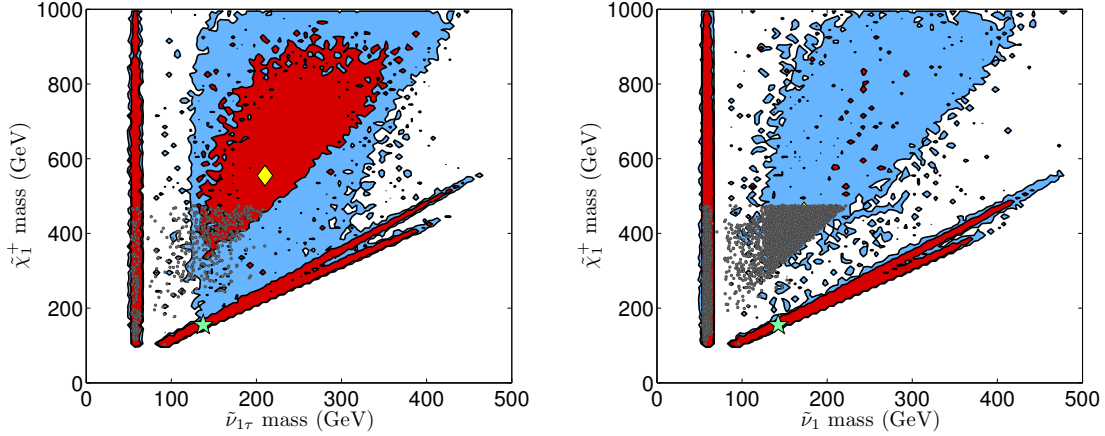


Figure 3.25: Posterior PDFs in 2D of $m_{\tilde{\chi}_1^+}$ versus $m_{\tilde{\nu}_1}$ for the HND (left) and the HD (right) case after the 2014 update, but without including results on the LHC SUSY searches. The red and blue areas are the 68% and 95% BCRs, respectively. The green stars mark the highest posterior, while the yellow diamonds mark the mean of the PDF. Points which are excluded by **SModelS** are shown in grey on top of the 68% and 95% BCR.

We demonstrated that such a RH sneutrino can be consistent with all existing constraints for masses of about 50–500 GeV (the upper limit coming from the fact that we consider gluino masses only up to 3 TeV), while lighter sneutrinos are excluded by the discovery of an SM-like Higgs boson.

Direct detection limits, in particular from LUX, significantly narrow down the possibility of viable sneutrino dark matter. In imposing these constraints, we took special care to account for uncertainties arising from astrophysical parameters, like v_0 , v_{esc} and the local DM density ρ_{DM} . Moreover, we accounted for uncertainties from the quark contents of the nucleon, relevant for the Higgs exchange contribution to the direct detection cross section.

The sneutrino scenarios offer distinctive LHC SUSY phenomenology. In particular, the dominant decay of charginos (with a branching fraction larger than 0.5) is into a charged lepton and the LSP with roughly 50% probability. The charged lepton is typically a τ for heavy non-democratic scenarios or a e/μ for the heavy democratic scenario. Also, neutralinos (typically $\tilde{\chi}_1^0$ and $\tilde{\chi}_2^0$) appearing in squark and gluino cascades can decay invisibly into the LSP. Indeed the probability for a 90% invisible decay of the lightest (next-to-lightest) neutralino is close to 100% (30–40%) in the heavy sneutrino scenarios. This implies that there can be up to three different invisible sparticles in an event. The cascade decays of squarks, $\tilde{q}_R \rightarrow q\tilde{\chi}_1^0 \rightarrow q\tilde{\nu}_1\nu$, $\tilde{q}_L \rightarrow q\tilde{\chi}_2^0 \rightarrow q\tilde{\nu}_1\nu$, $\tilde{q}_L \rightarrow q'\tilde{\chi}_1^\pm \rightarrow q'l\tilde{\nu}_1$ therefore give different amount of missing energy as compared to the MSSM. Furthermore the cascade decays of gluinos, $\tilde{g} \rightarrow \tilde{\chi}_i^0 jj$ will also give a large contribution to the jets plus E_T^{miss} channel while the decay of gluino pairs via a chargino will give about the same amount of same-sign and opposite-sign lepton pairs. Note that the alternative dominant decay mode of the chargino is $\tilde{\chi}_1^\pm \rightarrow W^\pm \tilde{\chi}_1^0$; in this case the mass of the invisible particle could be much larger than the DM mass.

In June 2014, an update of this analysis was performed for this thesis, taking into account the 8 TeV LHC SUSY searches in a simplified model approach via **SModelS**. We found that

current searches already constrain, in particular, a light chargino with mass below 500 GeV from the searches for sleptons in final states with two leptons and E_T^{miss} , although it is highly dependent on the presence of light electron and muon sneutrinos, and on nature of the chargino. This represents a promising way for probing such scenarios.

3.4 Introduction to analysis reimplementations

The simplified model approach of **SModelS** presented in Section 3.1 and used in Sections 3.2 and 3.3 is fast and conservative, hence well-suited for testing a model against the LHC BSM constraints in the context of large scans of a parameter space. However, in situations where the signal is shared among different topologies we expect significantly stronger limits than the ones obtained in this approach, where the various simplified model topologies are tested independently. Moreover, for many relevant topologies the results are not given in a complete form in the experimental publications (especially when the number of free parameters of the simplified model is greater or equal to 3). One way to go beyond these limitations is to use acceptance \times efficiency maps, as done in **FastLim** and also discussed in Section 3.1. It makes it possible to combine the contributions from the various topologies before comparing to the experimental results. Of course, it relies on the availability of pre-calculated acceptance \times efficiency maps for all relevant topologies in each of the signal regions of interest. Since this information is only rarely provided in the experimental publications (see Fig. 3.5 for a counterexample), **FastLim** is using maps generated with an internal program called **ATOM**, where the cuts defining the signal regions of the various analyses are implemented and applied to samples of signal events corresponding to a given simplified model, after fast simulation of the detector.

Interestingly, this approach is not limited to producing acceptance \times efficiency maps for simplified models. The analyses cuts can be applied directly on a MC sample of the model of interest (not corresponding to a single simplified model topology) and obtain a value of $A \times \varepsilon$. With in addition the information on the luminosity and on the cross section, it is possible to determine if the scenario of interest is excluded or not in light of the LHC results. This approach is more straightforward than the one of **FastLim** since the identification of the relevant topologies is not needed. It is also much more powerful because all topologies, including the more complicated ones for which acceptance \times efficiency maps cannot reasonably be produced, are taken into account as part of the signal. In turn, it is dramatically slower and disk space-intensive than the simplified model approach. Indeed, the determination of $A \times \varepsilon$ requires to generate large event files (including showering and hadronization of the final-state partons), and to apply detector simulation and the analysis cuts on these files for every tested scenario.

So independent implementations of the analyses cuts are needed, both for a simplified model approach à la **FastLim** and for testing directly scenarios of interest in a general way, *i.e.* without the decomposition into simplified model topologies. This activity became part of my thesis shortly after the 2013 “Physics at TeV Colliders” Les Houches workshop to which I participated, in the context of the constraints on natural SUSY from the stop and sbottom search results at the LHC (see Contribution 14 of [472]). This project, involving theorists as well as experimentalists, consists in reimplementing all ATLAS and CMS SUSY

searches relevant for natural SUSY. The derived constraints are then applied on a scan of a subset of the pMSSM with light stops and sbottoms. The complete status of natural SUSY in the context of the MSSM can then be drawn, in particular taking into account the various mixing possibilities for stops and sbottoms. The implementation of the analyses cuts is done in the `MadAnalysis 5` framework [473–475]. This project motivated the development of new features in `MadAnalysis 5`, to which I significantly contributed and that will be presented in Section 3.5. To date the natural SUSY project is still underway as it requires a substantial number of analyses to be implemented, which is a long and tedious task.

Before proceeding with more details on `MadAnalysis 5`, some comments on the general procedure for reimplementing LHC analyses are in order. First of all, only searches where the signal regions are defined using a set of selection criteria (or cuts) described in an experimental publication can be reproduced. This represents the vast majority of the BSM searches at the LHC, but not the searches based on multivariate analyses (MVA) techniques which generically cannot be externally reproduced and should be ignored at this stage. This is usually unproblematic as MVA-based searches are often presented along with a cut-based version of the search that is reproducible. More importantly, simulation of the detector response is necessary to accurately reproduce the results from ATLAS and CMS. However, the official full and fast simulation softwares of the ATLAS or CMS detector are not public. It is therefore necessary to use other, public tools, such as `PGS` [476] or `Delphes` [477]. `PGS` is the “historical” fast simulation software and has stopped developing several years ago. The development of `Delphes`, on the other hand, is still active. The current version, `Delphes 3`, provides a detailed description of the ATLAS and CMS detector and advanced features such as particle-flow reconstruction and the simulation of pile-up. Nonetheless, significant discrepancies with respect to the full simulation of the detector may be observed depending on the analyses requirements; hence agreement with the official results needs to be carefully checked case by case.

Besides the detector simulation itself, some other technical difficulties may arise, making it challenging to reach a good agreement with the ATLAS or CMS original analysis. Two important examples are as follows. First, the definition of the triggers is crucial. Trigger efficiencies can go much below 100% even for events passing the various offline selections, depending on the analysis. The information on the trigger efficiencies as function of the properties of the relevant objects (usually the transverse momentum p_T and the pseudorapidity η) is therefore crucial, but not always given in the experimental publications. Second, the definition of the “candidate” or “signal” reconstructed objects used in a given analysis may also be a source of uncertainty. From the information on the vertices and tracks in the inner detector, and from the energy deposits in the calorimeters and muon chambers, objects are reconstructed with efficiencies depending on the quality and isolation requirements. This include, for instance, the “medium” and “tight” quality of electrons defined in ATLAS [478], and the tagging of jets as originating from the fragmentation of a b -quark (b -jets). The experimental procedure can be difficult to reproduce, depending on the amount of information provided by the experimental collaboration. Sometimes, the information on the triggers and object definitions missing in the paper describing the analysis can be found in “performance notes” or on the ATLAS or CMS TWiki pages. If this is not the case, one has to contact the relevant conveners from the ATLAS or CMS collaboration.

After the implementation of an analysis based on the various cuts described in the ex-

perimental publication, validation is a necessary step before deriving new interpretations of the results. The agreement of the reimplementation with the official analysis can usually be checked in a number of ways: while the first LHC SUSY publications based on the data at $\sqrt{s} = 7$ TeV typically provided very few information, making validation very challenging, the situation improved a lot recently thanks to the active communication between theorists and experimentalists (see also [217]). Of particular importance is the presence of cut flows, that give the number of events passing the cuts after each step of the analysis for some benchmark scenarios. An example is given in the left panel of Fig. 3.26, for the the signal region Z jets of the ATLAS SUSY search for $\ell^+\ell^- + E_T^{\text{miss}}$ at $\sqrt{s} = 8$ TeV already mentioned at the beginning of this chapter. The benchmark points, denoted as S1 and S2, correspond to the $\tilde{\chi}_1^\pm \tilde{\chi}_2^0 \rightarrow W^\pm \tilde{\chi}_1^0 Z^0 \tilde{\chi}_1^0$ simplified model (third topology of Fig. 3.1), with $(m_{\tilde{\chi}_1^\pm}, m_{\tilde{\chi}_2^0}) = (250, 0)$ GeV and $(350, 50)$ GeV, respectively, wino-like $\tilde{\chi}_1^\pm$ and $\tilde{\chi}_2^0$, and bino-like $\tilde{\chi}_1^0$. The comparison of such a cut flow with the numbers obtained with the reimplemented version of the analysis (for the exact same benchmark points) is a powerful test as it shows explicitly the origin of possible discrepancies. The distribution of kinematic quantities for given benchmark points is another validation material of interest. An example is shown in the right panel of Fig. 3.26, for the CMS SUSY search for stops in the single lepton channel at $\sqrt{s} = 8$ TeV [479]. The variable shown, $p_T(b_1)$, corresponds to the transverse momentum of the leading- p_T b -tagged jet after the preselection requirements. The magenta and gray lines correspond to the expectation for the signal of the $\tilde{t}_1 \tilde{t}_1 \rightarrow b \tilde{\chi}_1^\pm b \tilde{\chi}_1^\pm \rightarrow b W^\pm \tilde{\chi}_1^0 b W^\pm \tilde{\chi}_1^0$ and $\tilde{t}_1 \tilde{t}_1 \rightarrow t \tilde{\chi}_1^0 t \tilde{\chi}_1^0$ simplified models, respectively, with masses indicated on the caption of the figure. The shape of such distributions makes it possible to check the correct implementation of that variable, which is particularly relevant in the case of more complex discriminants. Possible discrepancies coming from the fast simulation of the detector (for instance, the treatment of the jet energy scale) can also be checked.

Other relevant validation materials include the number of expected signal events after all cuts for some benchmark points, sometimes given along with the results on the number of observed events and the expected number of background events in the various signal regions in the experimental publications. At a higher level, the acceptance \times efficiency maps in given signal regions, if provided by the experimental collaborations for a simplified model scenario as in Fig. 3.5, can be used to check that the reimplementation of a given analysis is a good approximation in the different kinematic regions, and in particular for small mass differences between particles that lead to softer final state objects on average (also, the treatment of the initial state radiation (ISR) is usually more critical in such regions).

All these validation materials are given for specific new physics scenarios. In order to validate an analysis, it is thus crucial to consider the exact same definition of the benchmark scenarios and to use the same cross sections as the experimental collaboration. In the context of supersymmetry, this is non-trivial because the production cross sections and the various kinematic distributions depend not only on the masses of the BSM particles, but also on mixing matrices. Moreover, the NLO cross sections, obtained using *Prospino* [368] for instance, are potentially sensitive to all SUSY parameters—and depend on the choice of factorization and renormalization scales, on the set of parton distribution functions used, *etc.* Hence, for every analysis it is good practice to provide for each benchmark scenario the relevant SLHA files and the cross sections used to derive the results. SLHA files have been

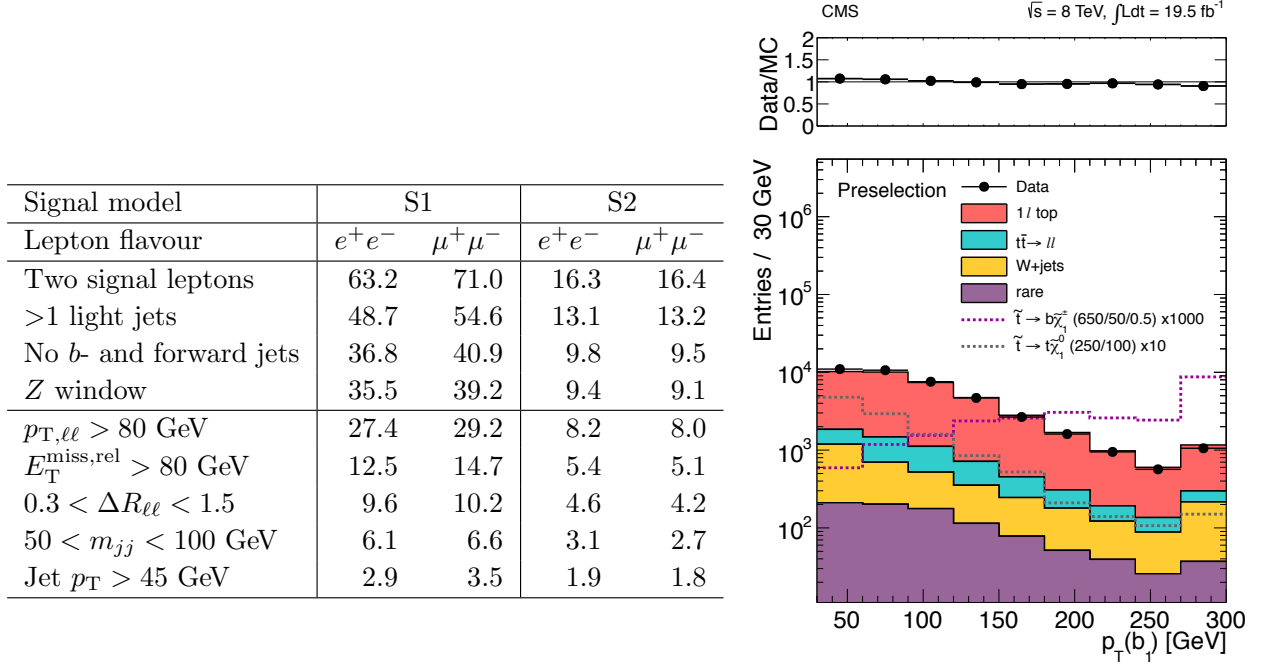


Figure 3.26: Left: cut flows for benchmark points S1 and S2 in the signal region Zjets of the ATLAS SUSY search for $\ell^+\ell^- + E_T^{\text{miss}}$ at $\sqrt{s} = 8$ TeV [363]. Right: distribution of the transverse momentum of the leading- p_T b -tagged jet after preselection of the CMS SUSY search for stops in the single lepton channel at $\sqrt{s} = 8$ TeV [479]. For the $\tilde{t}_1 \rightarrow b\tilde{\chi}_1^\pm$ simplified model (magenta line), the masses are assumed to be $(m_{\tilde{t}_1}, m_{\tilde{\chi}_1^\pm}, m_{\tilde{\chi}_1^0}) = (650, 350, 50)$ GeV. For the $\tilde{t}_1 \rightarrow t\tilde{\chi}_1^0$ simplified model (gray line), the relevant masses are $(m_{\tilde{t}_1}, m_{\tilde{\chi}_1^0}) = (250, 100)$ GeV (since $m_{\tilde{t}_1} < m_{\tilde{\chi}_1^0} + m_t$ in this case, the simplified model corresponds to $\tilde{t}_1 \rightarrow bW\tilde{\chi}_1^0$).

provided in some (but not all) LHC SUSY analyses via `HepData`, while the production cross sections are tabulated in Ref. [480] for some cases, and are given directly in the experimental publication or as auxiliary material on the TWiki page of the analysis in other cases. In addition, parton-level event files in LHE format could be provided by the experimental collaboration for benchmark points of interest and used for the validation, as was done for a CMS analysis presented in Section 3.6. This is useful as it guarantees that events are generated in the exact same way.

Assuming the successful validation of a given analysis, one is left with an analysis code and tunings of the fast simulation that guarantee that $[A \times \varepsilon]_{\text{reimplement}} \approx [A \times \varepsilon]_{\text{official}}$ in “reasonable” cases, *i.e.* when the tested new physics signal is not dramatically different from the one in the SUSY scenarios given as interpretation to the search results. In particular, as this approach is based on the simulation of the signal events only (and not of the SM background events), possible contaminations of the control regions used to estimate the background with signal events will not be accounted for (but can be checked by implementing the cuts for the control regions). Barring these limitations, after validation one can estimate the number of expected signal events $n_s = \sigma \times (A \times \varepsilon) \times \mathcal{L}$ for the BSM scenario of interest in each signal region, where σ is the signal cross section given by the MC generator or other

tools, and \mathcal{L} is the integrated luminosity given in the experimental publication. Then, the simplest way to test the model against the LHC results is to compare in relevant signal regions $\sigma \times (A \times \varepsilon)$ with σ_{vis}^{95} , the upper limit on the visible cross section (after cuts) at 95% CL. Unfortunately, the information on σ_{vis}^{95} is not always present in the experimental publications. In such case, it is really necessary to build a procedure for setting limits. For a single signal region, a rather general likelihood could be defined as follows:

$$\begin{aligned} L_{s+b}(\sigma, n_b, A \times \varepsilon, \mathcal{L}) = & \text{Poisson}(n_{\text{obs}} | n_b + \sigma \times (A \times \varepsilon) \times \mathcal{L}) \\ & \times \text{Gauss}(n_b | \hat{n}_b, \Delta n_b) \times \text{Gauss}(\sigma | \hat{\sigma}, \Delta \sigma) \\ & \times \text{Gauss}(A \times \varepsilon | \widehat{A \times \varepsilon}, \Delta(A \times \varepsilon)) \times \text{Gauss}(\mathcal{L} | \widehat{\mathcal{L}}, \Delta \mathcal{L}). \end{aligned} \quad (3.14)$$

In addition to the statistical Poisson term, the imperfect knowledge of the number of background events, of the signal cross section, of the acceptance \times efficiency and of the luminosity is modeled with Gaussian distributions.²⁴ The nominal number of background events and its 68% CL uncertainty, \hat{n}_b and Δn_b , can be taken from the experimental publication, as well as the nominal integrated luminosity and its uncertainty. The uncertainty on the cross section depends on the BSM scenario that is tested, and can be estimated using appropriate tools, such as *Prospino* for SUSY models. Finally, the uncertainty on the acceptance \times efficiency, corresponding to uncertainties related to the Monte Carlo generator and to the modeling of the detector response, is difficult to estimate from outside the collaboration.

From the likelihood defined in Eq. (3.14), the test static $t(\text{data})$, a function of the experimental data, can be computed. Following the Neyman–Pearson lemma, this is usually defined as the likelihood ratio of the two hypotheses,

$$t(\text{data}) = \frac{L_{s+b}}{L_b}, \quad (3.15)$$

where L_b is obtained from Eq. (3.14) by fixing $\sigma = 0$. This test statistic can then be used to compute p_{s+b} , the p -value for the signal+background hypothesis (corresponding to the probability, under the signal+background hypothesis, of observing a statistical under-fluctuation). Similarly, the p -value for the background-only hypothesis, p_b , can be computed and is required for deriving exclusions according to the CL_s prescription [371] that is used in LHC searches. The confidence level, denoted as $1 - \text{CL}_s$, with which a given signal hypothesis is excluded under the CL_s prescription is

$$1 - \text{CL}_s = 1 - \frac{p_{s+b}}{p_b}. \quad (3.16)$$

This conservative modification to the most simple exclusion procedure, based on $\text{CL}_{s+b} = p_{s+b}$, was designed to prevent from excluding the signal+background hypothesis in the case of a statistical under-fluctuation when the two hypothesis are not clearly separated. Or, in

²⁴The choice of Gaussian distributions is highly subjective. For instance, the Poisson distribution may model better the knowledge of the background if it is directly taken from an auxiliary measurement. Also, the uncertainty on the signal cross section usually includes the variation of the factorization and renormalization scales in a given range to account for the unknown higher-order effects. This does not have any well-defined statistical meaning. Finally, one might prefer to have a probability distribution function defined in \mathbb{R}^+ only.

other words, it prevents from rejecting the signal+background hypothesis when there is little sensitivity to the signal.

Some comments are in order. First, in practice the p -values are usually computed using toy Monte Carlo experiments. That is, under a given assumption (signal+background or background-only) giving the expectation for the observation, the distribution of the test statistic $t(\text{data})$ is built numerically from the generation of Monte Carlo pseudo-experiments. The computation of the p -value then corresponds to the fraction of generated toy experiments with $t(\text{data}) \leq t_{\text{obs}}$, where t_{obs} is the test statistic evaluated with the data actually observed at the LHC. Second, this procedure is directly applicable only in the absence of nuisance parameters, and nuisance parameters are present in the likelihood defined in Eq. (3.14). (This would amount to neglecting the systematic uncertainties, which is rarely found to be a good approximation at the LHC.) The treatment of nuisance parameters is a complex problem, and requires modifications to the test statistic and/or the way pseudo-experiments are generated. Different methods have been used over the time in high energy physics (see, *e.g.*, Ref. [117] and Appendix A of Ref. [481]). The simplest such methods, used at LEP, is to evaluate the test statistic using the nominal values of the nuisance parameters, and to introduce the systematic uncertainties when generating toy Monte Carlo experiments by drawing random numbers for the nuisance parameters from their probability distribution functions. For instance, for every pseudo-experiment the number of background events n_b would have a different value randomly generated from the distribution $\text{Gauss}(n_b|\hat{n}_b, \Delta n_b)$. This is known as the hybrid Bayesian–frequentist approach.

All this procedure, based on an approximate likelihood, makes it possible to check if the LHC results in a given signal region exclude the new physics signal of interest at any confidence level. However, in almost all LHC SUSY searches there are not just one but multiple signal regions (up to a few dozens), requiring a dedicated treatment. Depending on the analysis, these signal regions could be overlapping or non-overlapping (*i.e.*, mutually exclusive or not). In the former case, a standard procedure for the exclusion at the LHC is to consider only the signal region that yields the best expected limit (or highest expected sensitivity). More technically, this corresponds to selecting the signal region with the highest $1 - \text{CL}_s$ for a given signal hypothesis under the assumption of $n_{\text{obs}} = \hat{n}_b$. This avoids having the exclusion driven by an under-fluctuation in a signal region that is not expected to be very sensitive to the signal. In the latter case of non-overlapping signal regions, the results from different signal regions are combined into a single likelihood when deriving the exclusion bounds on benchmark scenarios. In principle, this combination could also be done externally. The most simple likelihood combining the information from two signal regions is the simple product of individual likelihoods of the form given in Eq. (3.14) (but not double-counting the constraints on the luminosity and on the signal cross section). However, this naive combination does not account for any correlation between the determination of the acceptance \times efficiency and of the number of background events in the two signal regions. The latter is probably the most important, as we expect the determination of the background to be strongly correlated from one signal region to the other in a given analysis. This is clearly a limitation of this approach, where only the signal events are generated and the prediction for the SM background is taken from the experimental publication. Fortunately, in many practical cases the combined result is very close to the one obtained from the signal region with the best sensitivity (which is conservative) because the exclusion is mostly driven by

only one signal region.

In this section, we have seen that testing models of new physics against the LHC results beyond the simplified model procedure of `SModelS` is neither easy nor straightforward. Indeed, it requires to validate the implementation of the cuts and the treatment of the detector effects with the publicly available information, and also to define a reasonable statistical procedure for setting limits. While implementing and validating analyses in order to study the constraints on natural SUSY, this observation motivated the idea of building a public database of validated reimplementations of LHC BSM analyses in the `MadAnalysis 5` framework. This project was officially launched with the paper “Towards a public analysis database for LHC new physics searches using `MadAnalysis 5`” [482], submitted to arXiv on July 11, 2014. It was lead by Sabine Kraml, Benjamin Fuks and myself and presented the implementation and validation of the first five analyses entering the database, to which Samuel Bein, Guillaume Chalons, Suchita Kulkarni, Dipan Sengupta and Chris Wymant significantly contributed. The paper also contains information on the modified and tuned version of the fast simulation software `Delphes 3`, called `Delphes-MA5tune`, that is present within `MadAnalysis 5` and was used in the reimplementations of analyses. These improvements were made by Eric Conte, and will be presented in Section 3.5.6.

The wiki page listing the analyses present in the database is available at [483]. Each analysis code, in the C++ language used in `MadAnalysis 5`, is submitted to INSPIRE (a web interface for that purpose is in preparation), and have an associated DOI [484], hence is searchable and citeable. For any given analysis, the information on the number of background and observed events is furthermore required for setting limits. This is provided in the form of an XML file that is submitted to INSPIRE together with the analysis code. Finally, detector tunings (contained in the detector card for `Delphes-MA5tune`) as well as detailed validation results for each analysis can be found on the wiki page [483]. To date, there are five SUSY analyses in the database, two from ATLAS and three from CMS. I was directly involved in the implementation and validation of the ATLAS search for electroweak-inos and sleptons in the di-lepton final state [363] and in the CMS search for stops in the single-lepton final state [479], both being published analyses based on the full data set at $\sqrt{s} = 8$ TeV.

This database of analyses in the `MadAnalysis 5` framework makes it easy to confront any model of new physics, taking as input an event file (in `StdHep` [485] or `HepMc` [486] format) and returning the information on the exclusion. While the execution of the analysis code itself produces, among other things, the information on the acceptance \times efficiency (see Section 3.5.5), the limit setting can subsequently be done with the Python code `exclusion_CLs.py`. It reads the cross section and the acceptance \times efficiency from the output of `MadAnalysis 5`, while the luminosity and the required information on the signal regions is taken from the XML file mentioned above. This code can be found on the wiki [483] and also installed as a module of `MadAnalysis 5`; all details are given in Section 3.5.7. The limit-setting procedure implemented in version 1 of this code is a simplification of what is discussed above in this section. First, the test statistic is defined as the number of events in a given signal region instead of a likelihood ratio. Second, only the uncertainty on the number of background events is taken into account. Nuisance parameters are implemented à-la-LEP as explained previously. Limits obtained with this procedure were checked against the official exclusion bounds from ATLAS and CMS in several analyses; good agreement was observed [482].

Note that a public tool with a similar scope, `CheckMATE`, has recently been released [487],

and is currently provided with nine validated SUSY analyses (eight from ATLAS and one from CMS). Being decoupled from the development of the tool and from possible applications, a major advantage of the public database we have initiated is that anyone from the community can contribute and have their work on analysis reimplementation and validation cited directly in future papers using their contribution to the database.

3.5 Reimplementing analyses within MadAnalysis 5

In this section, we focus on the expert mode of the **MadAnalysis 5** program [473–475] dedicated to the implementation of any analysis based on a cut-and-count flow (in contrast to analyses relying on multivariate techniques) and the investigation of the associated effects on any Monte Carlo event sample. This program follows the “philosophy” of the **MadGraph 5** event generator [488] (hence its name) and is lead by the two main developers, Eric Conte and Benjamin Fuks. In addition to the expert mode which we are interested in for the reimplementation of LHC analyses, simple cuts can be made using intuitive commands in a **Python** interface; more information can be found in the first manual of the program from June 2012 [473]. Most of the recent developments in **MadAnalysis 5**, to which I contributed, were aiming to facilitate the reimplementations of LHC searches. The remainder of the section is based on the paper “Designing and recasting LHC analyses with **MadAnalysis 5**”, Ref. [475], made in collaboration with Eric Conte, Benjamin Fuks, and Chris Wymant. Moreover, details on the modified and tuned version of **Delphes** and on limit-setting code **exclusion_CLs.py**, initially presented in Ref. [482], will be given in Section 3.5.6 and 3.5.7, respectively.

In **MadAnalysis 5**, the implementation of an analysis is facilitated by the large number of predefined functions and methods included in the **SampleAnalyzer** library shipped with the package, but is however often complicated in cases where one has several sub-analyses which we refer to as *regions* (such as the signal and control regions commonly used in BSM searches). The complication arose from the internal format handled by **SampleAnalyzer**, which assumed the existence of a single region. While this assumption is convenient for prospective studies, *i.e.*, the design of new analyses, it is rarely fulfilled by existing analyses that one may want to recast. In order to allow the user to both design and recast analyses, we have consequently extended the **SampleAnalyzer** internal format to support analyses with multiple regions defined by different sets of cuts. We have also expanded the code with extra methods and routines to facilitate the implementation of more complex analyses by the user.

In the context of analyses which effectively contain sub-analyses, a further useful classification of cuts can be made: namely into those which are common/shared by different regions, and those which are not, the latter serving to define the different sub-analyses themselves. Fig. 3.27 schematically illustrates an analysis containing four regions, which are defined by two region-specific cuts imposed after two common cuts. Some thought is required concerning the best way to capture in an algorithm the set of selection requirements shown in Fig. 3.27. For the common cuts (cuts 1 and 2 on the figure) this is clear: if the selection condition is failed, the event is vetoed (*i.e.*, we ignore it and move on to analyzing the next event). Thereafter we have two conditions to check (cuts 3 and 4), but they apply to different

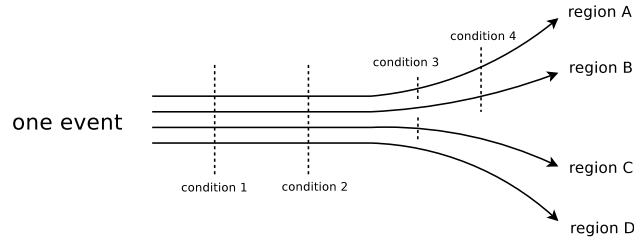


Figure 3.27: Schematic illustration of the definition of different regions in which a given event can be counted (or not), based on different combinations of selection cuts.

regions. In terms of pseudo-code the most obvious, although not the most efficient, method for implementing these third and fourth cuts is

```
count the event in region D
if (condition 3)
{
    count the event in region C
    if (condition 4)
    {
        count the event in region A
    }
}
if (condition 4)
{
    count the event in region B
}
```

One important drawback of this naive approach is the duplication of the check of the fourth condition. In the simple style of implementation of the cuts above, this is unavoidable: condition 4 must be checked both inside and outside the scope of condition 3. With the two region-specific cuts that we have here, there is only one such clumsy duplication present in the code. However, as the number of such cuts grows, the situation rapidly gets worse. For instance, considering growing the decision tree shown in Fig. 3.27 to include N region-specific cuts, combined in all possible permutations to define 2^N regions would deepen the nesting of the above pseudo-code and lead to $2^N - (N+1)$ unnecessary duplications of checks. Moreover, each of those needs to be carefully implemented by the user in the correct scope, a task becoming less and less straightforward for large values of N .

Ideally the algorithm should be structured so that there is *no* unnecessary duplication, which is one of the new features of the latest version of **SampleAnalyzer**, the C++ core of the **MadAnalysis 5** program. Both can be obtained from the **MadAnalysis 5** website,

<https://launchpad.net/madanalysis5>

and all the features described in this section are available from version 1.1.10 of the code onwards. This document supersedes the previous version of the manual for the expert mode of the program [473].

The remainder of this section is organized as follows. In Sections 3.5.1–3.5.5, we recall the basic functionalities of `MadAnalysis 5` for the implementation of physics analyses in the expert mode of the program, which has been extended according to the needs of the users. Moreover, we introduce the new features of the `SampleAnalyzer` kernel. Our conclusions are then given in Section 3.5.8.

3.5.1 Creation of an analysis template

In the *expert mode* of the program, the user is asked to write his/her analysis in `C++`, using all the classes and methods of the `SampleAnalyzer` library. To begin implementing a new analysis, the user is recommended to use the `Python` interpreter of `MadAnalysis 5` to create a working directory. This is achieved by starting `MadAnalysis 5` with the command

```
./bin/ma5 <mode> -E
```

where the value of `<mode>` refers to an analysis of events generated at the parton level (`-P`), hadron level (`-H`) or reconstructed level (`-R`). It is then enough to follow the instructions displayed on the screen—the user is asked for the names of the working directory and of his/her analysis, which we denote by `name` in the rest of the section. The directory that has been created contains three subdirectories: the `Input`, `Output` and `Build` directories.

Use of the `Input` directory is optional. It has been included in the analysis template in order to have a unique structure for both the normal and expert modes of `MadAnalysis 5`. In the normal mode, its purpose is to collect text files with the lists of paths to the event samples to analyze. The `Output` directory has been conceived to store the results of each execution of the analysis. The `Build` directory includes a series of analysis-independent files organized into several sub-directories, together with files to be modified by the user.

At the root of the `Build` directory, one finds one `bash` script together with its `tcsh` counterpart. These scripts set appropriately the environment variables necessary for the compilation and execution of an analysis within the `MadAnalysis 5` framework. They are initiated by typing in a shell the respective commands

```
source setup.sh      source setup.csh
```

A `Makefile` is also available so that the standard commands

```
make      make clean  make mrproper
```

can be used to (re)compile the analysis (see Section 3.5.4). The final executable is obtained from two pieces—a library and the main program. The library originates from the merging of the `SampleAnalyzer` library and the analysis of the user, and is stored in the subdirectory `Build/Lib`. The main program is located in the `Build/Main` subdirectory and has a simple structure. It first initializes the analysis, then runs the analysis over all events (possibly collected into several files) and eventually produces the results in the `Output` directory previously mentioned.

The `Build` directory contains moreover the `SampleAnalyzer` subdirectory that stores the source and header files associated with the analysis being implemented (`Analyzer/name.cpp` and `Analyzer/name.h`), together with a `Python` script, `newAnalyzer.py`, dedicated

to the implementation of several analyses into a single working directory. The **Analyzer** subdirectory additionally includes a list with all analyses implemented in the current working directory (**analysisList.h**). More information about those files is provided in the next subsections.

3.5.2 Merging several analyses in a single working directory

In Section 3.5.1, we have explained how to create a working directory containing a single (empty) analysis that is called, in our example, **name**. The analysis itself is implemented by the user in a pair of files **name.cpp** and **name.h**, which should be consistently referred to in the file **analysisList.h**. In addition, the main program (the file **Build/Main/main.cpp**) takes care of initializing and executing the analysis. The structure of this analysis provides guidelines for the implementation of any other analysis—**newname** for the sake of the example—in the same working directory. This new analysis has to be written in the two files **newname.cpp** and **newname.h** (stored in the **Build/SampleAnalyzer/Analyzer** directory) and referred to in the **analysisList.h** file. The main program also needs to be modified in order to initialize and execute the new analysis, in addition to the first analysis (**name**).

All these tasks have been automated (with the exception of the implementation of the analysis itself) so that the user is only required to run the Python script **newAnalyzer.py** by typing in a shell the command

```
./newAnalysis.py newname
```

from the **Build/SampleAnalyzer** directory.

3.5.3 Coding of an analysis

General features

As briefly sketched above, the implementation of a specific analysis within the **MadAnalysis 5** framework consists of providing the analysis C++ source and header files **name.h** and **name.cpp**.

The header file contains the declaration of a class dedicated to the analysis under consideration. This class is defined as a child class inheriting from the base class **AnalysisBase**, and includes, in addition to constructor and destructor methods, three functions to be implemented by the user (in the source file **name.cpp**) that define the analysis itself. The first of these, dubbed **Initialize**, is executed just once prior to the reading of the user's set of events. In particular, it enables one both to declare selection regions and to associate them with a series of cuts and histograms. It returns a boolean quantity indicating whether the initialization procedure has been achieved properly. If not, the execution of the main program is stopped. The second method, named **Execute**, is the core of the analysis and is applied to each simulated event provided by the user. Among others things, it takes care of the application of the selection cuts and the filling of the various histograms. This function returns a boolean quantity that can be used according to the needs of the user, although it is by default not employed. Finally, the last function, a function of void type called **Finalize**, is called once all events have been read and analyzed. Moreover, the user is allowed to define his/her own set of functions and variables according to his/her purposes.

<code>AddCut(...)</code>	Declares a cut and links it to a set of regions. A single string must be passed as an argument, corresponding to the user-defined name of one of the selection cuts of the analysis. If no other argument is provided, the cut is associated with all declared signal regions. Otherwise, an additional single string or an array of strings, corresponding to the name(s) of the region(s) associated with the cut, can optionally be specified.
<code>AddHisto(...)</code>	Declares a histogram. The first argument is the name of the histogram, the second one is the numbers of bins (an integer number), the third and fourth arguments define the lower and upper bounds of the x -axis (given as floating-point numbers), respectively. The last argument is optional and links all or some of the declared regions to the histogram (see the <code>AddCut</code> method for more information on this feature).
<code>AddRegionSelection(...)</code>	Declares a new region. This method takes a string, corresponding to a user-defined name for the region, as its argument.
<code>ApplyCut(...)</code>	Applies a given cut. This method takes two mandatory arguments. The first is a boolean variable and indicates whether the selection requirement associated with a given cut is satisfied. The second argument is the name of the considered cut, provided as a string. The method returns <code>true</code> if at least one region defined anywhere in the analysis is still passing all cuts so far, or <code>false</code> otherwise.
<code>FillHisto(...)</code>	Fills a histogram. The first argument is a string specifying the name of the considered histogram, and the second is a floating-point number providing the value of the observable being histogrammed.
<code>InitializeForNewEvent(...)</code>	To be called prior to the analysis of each event at the beginning of the <code>Execute</code> function. This method tags all regions as surviving the cuts, and initializes the weight associated with the current event to the value defined by the user passed as an argument (given as a floating-point number).
<code>IsSurviving(...)</code>	Takes as an argument the name of a region (a string). The method returns <code>true</code> if the region survives all cut applied so far, <code>false</code> otherwise.
<code>SetCurrentEventWeight(...)</code>	Modifies the weight of the current event to a user-defined value passed as an argument (given as a floating-point number).

Table 3.6: Methods of the `RegionSelectionManager` class.

The splitting of the analysis into regions, the application of the selection criteria, and the filling of histograms are all controlled through the automatically initialized object `Manager()`, a pointer to an instance of the class `RegionSelectionManager`. The member methods of this class are listed in Table 3.6 and will be detailed in the next subsections, in which we also provide guidelines for the implementation of the functions `Initialize`, `Execute` and `Finalize` in the C++ source file `name.cpp`.

Initialization

When the analysis is executed from a shell, the program first calls the `Initialize` method before starting to analyze one or several event samples. Prior to the declaration of regions, histograms and cuts, we first encourage the user to include an electronic signature to the analysis being implemented and to ask the program to display it to the screen. Although this is neither mandatory nor standardized, it improves the traceability of a given analysis and provides information to the community about who has implemented the analysis and which reference works have been used. In particular for analyses that are being made public, we strongly recommend including at least the names and e-mail addresses of the authors, a succinct description of the analysis and related experimental notes or publications. Taking the example of the CMS stop search in monoleptonic events [479] presented in Section 3.6, an electronic signature could be

```
INFO << "Analysis: CMS-SUS-13-011, arXiv:1308.1586"
      << " (stop search, single lepton)" << endmsg;
INFO << "Recast by: Conte, Dumont, Fuks, Wymant"
      << endmsg;
INFO << "E-mails: " << "conte@iphc.cnrs.fr, "
      << "dumont@lpsc.in2p3.fr, "
      << "fuks@cern.ch, "
      << "wymant@lapth.cnrs.fr"
      << endmsg;
INFO << "Based on MadAnalysis 5 v1.1.10" << endmsg;
INFO << "DOI: xx.yyy/z" << endmsg;
INFO << "Please cite arXiv:YYMM.NNNN [hep-ph]"
      << endmsg;
```

where the last three lines refer to the Digital Object Identifier [484] of the analysis code (if available) and the physics publication for which this analysis reimplementation has been developed. The sample of code above also introduces the `INFO` message service of the `SampleAnalyzer` framework, which is presented in Section 3.5.3.

As already mentioned, each analysis region must be properly declared within the function `Initialize`. This is achieved by making use of the `AddRegionSelection` method of the `RegionSelectionManager` class (see Table 3.6). This declaration requires provision of a name (as a string) which serves as a unique identifier for this region within both the code itself (to link the region to cuts and histograms) and the output files that will be generated by the program. For instance, the declaration of two regions, dedicated to the analysis of events with a missing transverse energy $E_T^{\text{miss}} > 200$ GeV and 300 GeV could be implemented as

```
Manager()->AddRegionSelection("MET>200");
Manager()->AddRegionSelection("MET>300");
```

As shown in these lines of code, the declaration of the two regions is handled by the `Manager()` object, an instance of the `RegionSelectionManager` class that is automatically included with any given analysis. As a result, two new regions are created and the program internally assigns the intuitive identifiers "MET>200" and "MET>300" to the respective regions.

Once all regions have been declared, the user can continue with the declaration of cuts and histograms. As for regions, each declaration requires a string name which acts as an identifier in the code and the output. Histogram declaration also asks for the number of bins (an integer number) and the lower and upper bounds defining the range of the x -axis (two floating-point numbers) to be specified. Both histograms and cuts are associated with one or more regions. In the case of cuts, this finds its source at the conceptual level: each individual region is *defined* by its unique set of cuts. In the case of histograms, this enables one to establish the distribution of a particular observable *after* some region-specific cuts have been applied. The association of both types of objects to their regions follows a similar syntax, using an optional argument in their declaration. This argument is either a string or an array of strings, each being the name of one of the previously declared regions. If this argument is absent, the cut/histogram is automatically associated with all regions. This feature can be used, for example, for preselection cuts that are requirements common to all regions.

As an illustrative example, the code

```
Manager()->AddCut("1lepton");
std::string SRlist[] = {"MET>200","MET>300"};
Manager()->AddCut("MET>200 GeV",SRlist);
```

would create two preselection cuts, "1lepton" and "MET>200 GeV", and assign them to the two previously declared regions "MET>200" and "MET>300". Although both cuts are associated with both regions, for illustrative purposes we have shown two methods of doing this – using the syntax for automatically linking to all regions (here there are two) and explicitly stating both regions. As a second example, we consider the declaration of a histogram of 20 bins representing the transverse momentum distribution of the leading lepton, $p_T(\ell_1)$, in the range [50, 500] GeV. In the case where the user chooses to associate it with the second region only, the line

```
Manager()->AddHisto("pt11",20,50,500,"MET>300");
```

should be added to the analysis code.

Finally, the `Initialize` method can also be used for the initialization of one or several user-defined variables that have been previously declared in the header file `name.h`.

<code>mc()->beamE().first</code>	Returns, as a floating-point number, the energy of the first of the colliding beams.
<code>mc()->beamE().second</code>	Same as <code>mc()->beamE().first</code> but for the second of the colliding beams.
<code>mc()->beamPDFauthor().first</code>	Returns, as an integer number, the identifier of the group of parton densities that have been used for the first of the colliding beams. The numbering scheme is based on the PdfLib [489] and LhaPdf [490] packages.
<code>mc()->beamPDFauthor().second</code>	Same as <code>mc()->beamPDFauthor().first</code> but for the second of the colliding beams.
<code>mc()->beamPDFID().first</code>	Returns, as an integer number, the code associated with the parton density set (within a specific group of parton densities) that has been used for the first of the colliding beams. The numbering scheme is based on the PdfLib [489] and LhaPdf [490] packages.
<code>mc()->beamPDFID().second</code>	Same as <code>mc()->beamPDFID().first</code> but for the second of the colliding beams.
<code>mc()->beamPDGID().first</code>	Returns, as an integer number, the Particle Data Group identifier defining the nature of the first of the colliding beams. The numbering scheme is based on the Particle Data Group review [117].
<code>mc()->beamPDGID().second</code>	Same as <code>mc()->beamPDGID().first</code> but for the second of the colliding beams.
<code>mc()->processes()</code>	Returns a vector of instances of the <code>ProcessFormat</code> class associated with the set of subprocesses described by the sample. A <code>ProcessFormat</code> object contains information about the process identifier fixed by the generator (an integer number accessed via the <code>processId()</code> method), the associated cross section in pb (a floating-point number accessed via the <code>xsection()</code> method) and the related uncertainty (a floating-point number accessed via the <code>xsection_error()</code> method), and the maximum weight carried by any event of the sample (a floating-point number accessed via the <code>maxweight()</code> method).
<code>mc()->xsection()</code>	Returns, as a floating-point number, the cross section in pb linked to the event sample.
<code>mc()->xsection_error()</code>	Returns, as a floating-point number, the (numerical) uncertainty on the cross section associated with the event sample.

Table 3.7: Methods of the `SampleFormat` class.

Using general information on Monte Carlo samples

Simulated events can be classified into two categories: Monte Carlo events either at the parton or at the hadron level, and reconstructed events after object reconstruction.²⁵ Contrary to reconstructed event samples, Monte Carlo samples in general contain global information on the generation process, such as cross section, the nature of the parton density set that has been used, *etc.* In the **MadAnalysis 5** framework, these pieces of information are collected under the form of instances of the **SampleFormat** class and can be retrieved by means of the methods provided in Table 3.7.

The function **Execute** takes, as a first argument, a **SampleFormat** object associated with the current analyzed sample. In this way, if the sample is encoded in the **LHE** [370, 491], **StdHep** [485] or **HepMc** [486] format, the user may access most of the available information passed by the event generator. In contrast, the other event formats supported by **MadAnalysis 5**, namely the **LHCO** [492] and (ROOT-based [493]) **Delphes 3** [477] format²⁶, do not include any information of this kind so that the first argument of the **Execute** function is a null pointer. In the case where the user may need such information, it will have to be included by hand.

For instance, assuming that an event sample containing $N = 10000$ events (N being stored as a double-precision number in the **nev** variable) is analyzed, the weight of each event could be calculated (and stored in the **wgt** variable for further use within the analysis) by means of the code sample

```
double lumi = 20000.;
double nev  = 10000.;
double wgt  = MySample.mc()->xsection()*lumi/nev;
```

The **MySample** object is an instance of the **SampleFormat** class associated with the sample being analyzed and we impose the results to be normalized to 20 fb^{-1} of simulated collisions (stored in pb^{-1} in the **lumi** variable). For efficiency purposes, such a computation should be performed once and for all at the time of the initialization of the analysis, and not each time an event is analyzed. The variable **wgt** is then promoted to a member of the analysis class being implemented.

Internal data format for event handling

In the **SampleAnalyzer** framework, both Monte Carlo and reconstructed events are internally handled as instances of a class named **EventFormat**. At the time of execution of the analysis on a specific event, the **Execute** function receives such an **EventFormat** object as its second argument. The properties of this object reflect those of the current event and can be retrieved via the two methods

²⁵Strictly speaking, there exists a third class of events once detector simulation has been included. In this case, the event final state consists of tracks and calorimeter deposits. **MadAnalysis 5** has not been designed to analyze those events and physics objects such as (candidate) jets and electrons must be reconstructed prior to be able to use the program.

²⁶In order to activate the support of **MadAnalysis 5** for the output format of **Delphes 3**, the user is requested to start the **MadAnalysis 5** interpreter (in the normal execution mode of the program) and to type `install delphes`.

<code>alphaQCD()</code>	Returns, as a floating-point number, the employed value for the strong coupling constant.
<code>alphaQED()</code>	Returns, as a floating-point number, the employed value for the electromagnetic coupling constant.
<code>particles()</code>	Returns, as a vector of <code>MCParticleFormat</code> objects, all the final-, intermediate- and initial-state particles of the event.
<code>processId()</code>	Returns, as an integer number, the identifier of the physical process related to the considered event.
<code>scale()</code>	Returns, as a floating-point number, the employed value for the factorization scale.
<code>weight()</code>	Returns, as a floating-point number, the weight of the event.
<code>MET()</code>	Returns, as an <code>MCParticleFormat</code> object, the missing transverse momentum \vec{p}_T^{miss} of the event. The particles relevant for the calculation must be properly tagged as invisible (see Section 3.5.3).
<code>MHT()</code>	Returns, as an <code>MCParticleFormat</code> object, the missing transverse hadronic momentum \vec{H}_T^{miss} of the event. The particles relevant for the calculation must be properly tagged as hadronic, and not tagged as invisible (see Section 3.5.3).
<code>TET()</code>	Returns, as a floating-point number, the total visible transverse energy of the event E_T . The particles relevant for the calculation must not be tagged as invisible (see Section 3.5.3).
<code>THT()</code>	Returns, as a floating-point number, the total visible transverse hadronic energy of the event H_T . The particles relevant for the calculation must be properly tagged as hadronic, and not tagged as invisible (see Section 3.5.3).

Table 3.8: Methods of the `MCEventFormat` class.

<code>ctau()</code>	Returns, as a floating-point number, the lifetime of the particle in millimeters.
<code>daughters()</code>	Returns, as a vector of pointers to <code>MCParticleFormat</code> objects, a list with the daughter particles that are either produced from the decay of the considered particle or from its scattering with another particle.
<code>momentum()</code>	Returns, as a (ROOT) <code>TLorentzVector</code> object [493], the four-momentum of the particle. All the properties of the four-momentum can be accessed either from the methods associated with the <code>TLorentzVector</code> class, or as direct methods of the <code>MCParticleFormat</code> class, after changing the method name to be entirely lower case. For instance, <code>pt()</code> is equivalent to <code>momentum().Pt()</code> . In addition, the methods <code>dphi_0_2pi(...)</code> and <code>dphi_0_pi(...)</code> return the difference in azimuthal angle normalized in the $[0, 2\pi]$ and $[0, \pi]$ ranges, respectively, between the particle and any other particle passed as an argument, whereas <code>dr(...)</code> returns their angular distance, the second particle being provided as an argument as well.
<code>mothers()</code>	Returns, as a vector of pointers to <code>MCParticleFormat</code> objects, a list with all the mother particles of the considered particle. In the case of an initial particle, this list is empty, while for a decay and a scattering process, it contains one and two elements, respectively.
<code>mt_met()</code>	Returns, as a floating-point number, the transverse mass obtained from a system comprised of the considered particle and the invisible transverse momentum of the event. The particles relevant for the calculation must be properly tagged as invisible (see Section 3.5.3).
<code>pdgid()</code>	Returns, as an integer number, the Particle Data Group identifier defining the nature of the particle. The numbering scheme is based on the Particle Data Group review [117].
<code>spin()</code>	Returns, as a floating-point number, the cosine of the angle between the three-momentum of the particle and its spin vector. This quantity is computed in the laboratory reference frame.
<code>statuscode()</code>	Returns, as an integer number, an identifier fixing the initial-, intermediate- or final-state nature of the particle. The numbering scheme is based on Ref. [491].
<code>toRestFrame(...)</code>	Boosts the four-momentum of the particle to the rest frame of a second particle (an <code>MCParticleFormat</code> object given as argument). The method modifies the momentum of the particle.

Table 3.9: Methods of the `MCParticleFormat` class.

<code>electrons()</code>	Returns, as a vector of <code>RecLeptonFormat</code> objects, all the reconstructed electrons of the event.
<code>jets()</code>	Returns, as a vector of <code>RecJetFormat</code> objects, all the reconstructed jets of the event.
<code>muons()</code>	Returns, as a vector of <code>RecLeptonFormat</code> objects, all the reconstructed muons of the event.
<code>photons()</code>	Returns, as a vector of <code>RecPhotonFormat</code> objects, all the reconstructed photons of the event.
<code>taus()</code>	Returns, as a vector of <code>RecTauFormat</code> objects, all the reconstructed hadronic taus of the event.
<code>tracks()</code>	Returns, as a vector of <code>RecTrackFormat</code> objects, all the reconstructed tracks of the event.
<hr/>	
<code>genjets()</code>	Returns, as a vector of <code>RecJetFormat</code> objects, all the parton-level jets of the event.
<code>MCBquarks()</code>	Returns, as a vector of pointers to <code>MCParticleFormat</code> objects, all the parton-level b -quarks of the event.
<code>MCCquarks()</code>	Returns, as a vector of pointers to <code>MCParticleFormat</code> objects, all the parton-level c -quarks of the event.
<code>MCElectronicTaus()</code>	Returns, as a vector of pointers to <code>MCParticleFormat</code> objects, all the parton-level tau leptons that have decayed into an electron and a pair of neutrinos.
<code>MCHadronicTaus()</code>	Returns, as a vector of pointers to <code>MCParticleFormat</code> objects, all the parton-level tau leptons that have decayed hadronically.
<code>MCMuonicTaus()</code>	Returns, as a vector of pointers to <code>MCParticleFormat</code> objects, all the parton-level tau leptons that have decayed into a muon and a pair of neutrinos.
<hr/>	
<code>MET()</code>	Returns, as a <code>RecParticleFormat</code> object, the missing transverse momentum \vec{p}_T^{miss} of the event as stored in the event file.
<code>MHT()</code>	Returns, as a <code>RecParticleFormat</code> object, the missing transverse hadronic momentum \vec{H}_T^{miss} of the event, computed from reconstructed jets.
<code>TET()</code>	Returns, as a floating-point number, the total visible transverse energy of the event E_T .
<code>THT()</code>	Returns, as a floating-point number, the total visible transverse hadronic energy of the event H_T , computed from reconstructed jets.

Table 3.10: Methods of the `RecEventFormat` class.

```
event.mc()      event.rec()
```

which return a pointer to an `MCEventFormat` object encompassing information at the Monte Carlo event level, and a pointer to a `RecEventFormat` object specific for managing information at the reconstructed event level, respectively.

Focusing first on Monte Carlo events, the properties of all initial-state, intermediate-state and final-state particles can be retrieved by means of the `MCEventFormat` class (see Table 3.8). Particles are encoded as instances of the `MCParticleFormat` class whose associated methods are shown in Table 3.9. Additionally, general event information, such as the values for the gauge couplings or the factorization scale used, is also available if properly stored in the event file. Finally, the `MCEventFormat` class also contains specific methods for the computation of four global event observables: the amount of (missing) transverse energy E_T (E_T^{miss}) and of (missing) transverse hadronic energy H_T (H_T^{miss}). These quantities are calculated from the transverse momentum of the final-state particles according to

$$\begin{aligned}
 E_T &= \sum_{\text{visible particles}} |\vec{p}_T|, & H_T &= \sum_{\text{hadronic particles}} |\vec{p}_T|, \\
 E_T^{\text{miss}} &= |\vec{p}_T^{\text{miss}}| = \left| - \sum_{\text{visible particles}} \vec{p}_T \right|, \\
 H_T^{\text{miss}} &= |\vec{H}_T^{\text{miss}}| = \left| - \sum_{\text{hadronic particles}} \vec{p}_T \right|,
 \end{aligned} \tag{3.17}$$

once the user has defined, in the initialization part of the analysis, which particles are invisible and which ones are hadronizing (by means of the configuration functions described in Section 3.5.3). However, the definitions of Eq. (3.17) may be not appropriate if the user wants to include only specific visible/hadronic particles in the sums. In this case, he/she should perform their implementation within the `Execute` function of the analysis according to his/her needs. The entire set of properties that can be employed to analyze a Monte Carlo event is shown in Table 3.8.

For example, the selection of all the final-state electrons and positrons that are present in an event and whose transverse momentum is larger than 50 GeV could be implemented as

```
std::vector<const MCParticleFormat*> electrons;

for(unsigned int i=0;
    i<event.mc()->particles().size(); i++)
{
    const MCParticleFormat* prt =
        &event.mc()->particles()[i];

    if(prt->statusCode() != 1) continue;

    if(std::abs(prt->pdgid()) == 11)
    {
```

```

    if(prt->momentum().Pt(>50)
        electrons.push_back(prt);
    }
}

```

The first line of the code above indicates the declaration of a vector, dubbed `electrons`, of pointers to (constant) `MCParticleFormat` objects that contain the selected electrons. With the next block of C++ commands, we loop over all the event particles (the `for` loop) and store the current particle into a temporary variable `prt`. We then discard non-final-state particles, which have a status code different from one (the first `if` statement). Finally, we fill the `electrons` vector with all electrons and positrons (with a Particle Data Group code equal to ± 11 , as shown in the second `if` statement) whose transverse momentum is greater than 50 GeV (the third `if` statement).

We next present the methods that have been designed for the analysis of reconstructed events and which are part of the `RecEventFormat` class. This class contains functions (see Table 3.10) allowing access to two series of containers, the first ones gathering final state objects of a given nature and the second ones collecting specific generator-level (or equivalently parton-level) objects. All these containers can be further employed within an analysis so that the properties of the different objects can be retrieved and subsequently used, *e.g.*, for cuts and histograms. All the available methods associated with reconstructed objects have been collected in Table 3.11 and 3.12, while we recall that the `MCParticleFormat` class has been described in Table 3.9 (necessary for the handling of generator-level objects). In the case where some pieces of information (either specific properties of a given particle species or a given container itself) are absent from the event file, the related methods return null results.

Finally, as for the `MCEventFormat` class, specific functions (see Table 3.10) have been implemented to access the (missing) transverse energy and (missing) hadronic transverse energy of the event. While the value of the E_T^{miss} variable is taken from the event file and not calculated on the fly, the other variables are computed from the information on the reconstructed objects,

$$\begin{aligned}
 E_T &= \sum_{\text{jets}, \ell^\pm, \gamma} |\vec{p}_T|, \\
 H_T &= \sum_{\text{jets}} |\vec{p}_T|, \\
 H_T^{\text{miss}} &= |\vec{H}_T^{\text{miss}}| = \left| - \sum_{\text{jets}} \vec{p}_T \right|.
 \end{aligned} \tag{3.18}$$

As an example, we show how an isolation requirement on final-state muons can be implemented. To do this we define an isolation variable I_{rel} as the amount of transverse energy, relative to the transverse momentum of the muon, present in a cone of radius $R = 0.4$ centered on the muon. We constrain this quantity to satisfy $I_{\text{rel}} < 20\%$. A possible corresponding sample of C++ code is

```

std::vector<const RecLeptonFormat*> MyMuons;

```

<code>btag()</code>	This method is specific to <code>RecJetFormat</code> objects and returns a boolean quantity describing whether the jet has been tagged as a <i>b</i> -jet.
<code>ctag()</code>	This method is specific to <code>RecJetFormat</code> objects and returns a boolean quantity describing whether the jet has been tagged as a <i>c</i> -jet.
<code>charge()</code>	Returns, as an integer number, the electric charge of the object (relative to the fundamental unit of electric charge <i>e</i>). This method is available for the <code>RecLeptonFormat</code> , <code>RecTauFormat</code> and <code>RecTrackFormat</code> classes.
<code>etaCalo()</code>	This method is specific to the <code>RecTrackFormat</code> class and returns, as a floating-point number, the pseudorapidity corresponding to the entry point of the track in the calorimeter.
<code>isolCones()</code>	Returns a vector of pointers to instances of the <code>IsolationConeType</code> class. This class allows one to retrieve information about the isolation of the object after defining a cone of a given size (a floating-point number accessed via the <code>deltaR()</code> method of the class) centered on it. The (integer) number of tracks in the cone is obtained by means of the <code>ntracks()</code> method, the sum of the transverse momenta of these tracks by means of the <code>sumPT()</code> method and the amount of calorimetric (transverse) energy in the cone by means of the <code>sumET()</code> method. The <code>isolCones()</code> method has only been implemented for the <code>RecTrackFormat</code> , <code>RecLeptonFormat</code> , <code>RecPhotonFormat</code> and <code>RecJetFormat</code> classes. A modified version of <i>Delphes 3</i> that supports this structure has been introduced in Ref. [472].
<code>momentum()</code>	Returns, as a (ROOT) <code>TLorentzVector</code> object [493], the four-momentum of the particle. This method is available for all types of reconstructed objects. All the properties of the four-momentum can be accessed either from the methods associated with the <code>TLorentzVector</code> class, or as direct methods of the different classes of objects, after changing the method name to be entirely lower case. For instance, the method <code>pt()</code> is equivalent to <code>momentum().Pt()</code> . In addition, the methods <code>dphi_0_2pi(...)</code> and <code>dphi_0_pi(...)</code> return the difference in azimuthal angle normalized in the $[0, 2\pi]$ and $[0, \pi]$ ranges, respectively, between the object and any other object passed as an argument, whereas <code>dr(...)</code> returns their angular distance, the second object being provided as an argument as well.
<code>mt_met()</code>	Returns, as a floating-point number, the transverse mass obtained from a system comprised of the considered particle and the missing transverse momentum of the event.

Table 3.11: Methods giving access the properties of the reconstructed objects represented as instances of the `RecLeptonFormat`, `RecJetFormat`, `RecPhotonFormat`, `RecTauFormat`, `RecTrackFormat` and `RecParticleFormat` classes.

<code>ntracks()</code>	Returns, as an integer number, the number of charged tracks associated with the reconstructed object. This method has been implemented for the <code>RecTauFormat</code> and <code>RecJetFormat</code> classes.
<code>pdgid()</code>	This method is specific to the <code>RecTrackFormat</code> class and returns, as an integer number, the Particle Data Group identifier defining the nature of the particle giving rise to the track. The numbering scheme is based on the Particle Data Group review [117].
<code>phiCalo()</code>	This method is specific to the <code>RecTrackFormat</code> class and returns, as a floating-point number, the azimuthal angle with respect to the beam direction corresponding to the entry point of the track in the calorimeter.
<code>sumET_isol()</code>	Returns, as a floating-point number, the amount of calorimetric (transverse) energy lying in a specific cone centered on the object. The cone size is fixed at the level of the detector simulation and this method is available for the <code>RecLeptonFormat</code> class (this information is available in the LHC0 format).
<code>sumPT_isol()</code>	Returns, as a floating-point number, the sum of the transverse momenta of all tracks lying in a given cone centered on the object. The cone size is fixed at the level of the detector simulation and this method is available for the <code>RecLeptonFormat</code> class (this information is available in the LHC0 format).
<code>EEoverHE()</code>	Returns, as a floating-point number, the ratio of the electromagnetic to hadronic calorimetric energy associated with the object. This method is available for the <code>RecLeptonFormat</code> , <code>RecTauFormat</code> and <code>RecJetFormat</code> classes.
<code>ET_PT_isol()</code>	Returns, as a floating-point number, the amount of calorimetric (transverse) energy lying in a given cone centered on the object calculated relatively to the sum of the transverse momentum of all tracks in this cone. The cone size is fixed at the level of the detector simulation and this method is available for the <code>RecLeptonFormat</code> class (this information is available in the LHC0 format).
<code>HEoverEE()</code>	Returns, as a floating-point number, the ratio of the hadronic to electromagnetic calorimetric energy associated with the object. This method is available for the <code>RecLeptonFormat</code> , <code>RecTauFormat</code> and <code>RecJetFormat</code> classes.

Table 3.12: (continuation of Table 3.11) Methods giving access the properties of the reconstructed objects represented as instances of the `RecLeptonFormat`, `RecJetFormat`, `RecPhotonFormat`, `RecTauFormat`, `RecTrackFormat` and `RecParticleFormat` classes.

```

for(unsigned int i=0;
    i<event.rec()->muons().size(); i++)
{
    const RecLeptonFormat *Muon =
        &event.rec()->muons()[i];

    for(unsigned int j=0;
        j<Muon->isolCones().size(); j++)
    {
        const IsolationConeType *cone =
            &Muon->isolCones()[j];

        if(std::fabs(cone->deltaR()-0.4)<1e-3)
        {
            if(cone->sumET()/Muon->momentum().Pt())<.20)
                MyMuons.push_back(Muon);
        }
    }
}

```

With those lines of code, we start by declaring the `MyMuons` variable, a vector of pointers to `RecLeptonFormat` objects, that will refer to the reconstructed muons tagged as isolated. Then, we proceed with a `for`-loop dedicated to the computation of the I_{rel} variable for each of the final state muons. In the case where I_{rel} is smaller than 20%, the muon is added to the `MyMuons` container. In more detail, this `for`-loop works as follows. The current muon is stored in a temporary variable called `Muon`. The calculation of I_{rel} relies, first, on the amount of calorimetric energy in a cone of radius $R = 0.4$ centered on the muon and second, on the transverse momentum of the current muon. The first of these two quantities is evaluated via the `isolCones()` method of the `RecLeptonFormat` class (see Table 3.11 and 3.12) whereas the second one is derived from the muon four-momentum (obtained from the `momentum()` method of the `RecLeptonFormat` class). In the example above, we assume that information on muon isolation associated with several cone sizes is available, including the choice $R = 0.4$. The second `for`-loop that has been implemented selects the desired value of R . The subsequent computation of the I_{rel} quantity is immediate. We refer to Ref. [472] for more detailed examples on this topic, in cases where event simulation is based on a modified version of `Delphes 3` properly handling such a structure for the isolation information.

Applying cuts and filling histograms

The cuts for the analysis, having been declared in the `Initialize` function (see Section 3.5.3), are applied in the `Execute` function by means of the `RegionSelectionManager` method `ApplyCut` (see Table 3.6). Its two arguments consist of a boolean quantity governing the cut condition (*i.e.*, it indicates whether the current event satisfies this cut) and a string which should be the name of one of the declared cuts.

This method starts by cycling through all regions associated with this cut. For each region, it checks whether the region is still surviving all cuts applied so far by evaluating

<code>DisableColor()</code>	Switches off the display of messages in color. Colors are switched on by default, and the color scheme is hard-coded.
<code>EnableColor()</code>	Switches on the display of messages in color. Colors are switched on by default, and the color scheme is hard-coded.
<code>Mute()</code>	Switches off a specific message service. Services are switched on by default.
<code>SetStream(...)</code>	Takes a pointer of type <code>ofstream</code> as an argument and redirect the output of a given service to a file.
<code>UnMute()</code>	Switches on a specific message service. Services are switched on by default.

Table 3.13: Methods associated with a given message service. The available services are `INFO`, `WARNING`, `ERROR` and `DEBUG`.

an internal boolean variable. If a given region is found to be already failing one of the preceding cuts (indicated by the internal surviving variable having the value `false`), the `ApplyCut` method continues with the next region associated with the considered cut. On the other hand if the region is surviving, the cut-flow for this region is updated according to the cut condition (the boolean argument of the `ApplyCut` method) and the internal surviving variable will be kept as `true` or changed to `false` as appropriate. The aforementioned internal boolean variables indicating the survival of each region should all be initialized to `true` when starting to analyze a given event. This is achieved by adding, at the beginning of the `Execute` function,

```
Manager()->InitializeForNewEvent(myWeight);
```

where `MyWeight` is a floating-point number representing the weight of the event. The weight is used when histograms are filled and cut-flow charts calculated, and can be modified within the analysis by making use of the `SetCurrentEventWeight` method of the `RegionSelectionManager` class.

The analysis manager also stores internally the total number of surviving regions, which is updated when a specific region fails a cut. This enables the `ApplyCut` method to determine and return, after cycling through the associated `RegionSelection` instances, a boolean quantity which is set to `false` in the case where not a single surviving region remains. The output of the `ApplyCut` method is thus equal to the boolean value of the statement *there is at least one region in the analysis, not necessarily one of those associated with this specific cut, which is still passing all cuts so far*. When it switches from `true` to `false`, the present event should no longer be analyzed, and one should move on with the next event. It is therefore recommended, for efficiency purposes, to always call the `ApplyCut` method in the following schematic manner,

```
if ( !ApplyCut(...) )
    return;
```


with the `return` command terminating the analysis of the current event if all regions are failing the set of cuts applied so far.

Since, trivially, cuts keep some events and reject others, the distribution of an observable is affected by the placement of its histogram-filling command within the full sequence of cuts. Then since each region has its own unique set of cuts (by definition), the distribution of any observable is in general different for any two regions. However, it is meaningful to consider a single histogram as associated with multiple regions, *if* it is filled before any cuts are made that distinguish the regions. As an example, a typical format for processing an event would be a set of common preselection cuts, then the filling of various histograms (which are thus associated with all regions), then the application of the region-specific cuts (possibly followed by some further histogramming).

In `MadAnalysis 5`, we deal with this within `FillHisto`, the histogram-filling method of the `RegionSelectionManager` class, which takes as arguments a string and a floating-point number. The string should be the name of one of the declared histograms, and the floating-point number represents the value of the histogrammed observable for the event under consideration. This method can be called as in

```
Manager()->FillHisto("pt11", val);
```

where `"pt11"` is the name of the considered histogram (continuing with the example from Section 3.5.3) and `val` is the value of the observable of interest, namely the transverse momentum of the leading lepton in our case. The `FillHisto` method begins by verifying whether each of the regions associated with this histogram is surviving all cuts applied so far (via the internal surviving variable above-mentioned). In the case where all the associated regions are found surviving (failing) the cuts, the histogram is (not) filled. If a mixture of surviving and non-surviving regions is found, the program stops and displays an error message to the screen, as this situation implies that the histogram filling command has been called *after* at least one cut yields a distinction among the associated regions. This indicates an error in the design of the analysis.

Finalizing an analysis

Once all the events have been processed, the program calls the function `Finalize`. The user can make use of it for drawing histograms or deriving cut-flow charts as indicated in the manual for older versions of the program [473]; however, from the version of `MadAnalysis 5` introduced in this section onwards, the `Finalize` function does not need to be implemented anymore. Output files written according to the `SAF` format (see Section 3.5.5) are automatically generated.

Message services

The C++ core of `MadAnalysis 5` includes a class of functions dedicated to the display of text on the screen at the time of the execution of the analysis. Whereas only two distinct levels of message are accessible by using the standard C++ streamers (`std::cout` and `std::cerr` for normal and error messages), the `SampleAnalyzer` library enables the user to print messages

that can be classified into four categories. In this way, information (the `INFO` function), warning (the `WARNING` function), error (the `ERROR` function) and debugging (the `DEBUG` function) messages can be displayed as in the following sample of code,

```
INFO      << "... " << endmsg;
WARNING   << "... " << endmsg;
ERROR     << "... " << endmsg;
DEBUG     << "... " << endmsg;
```

Additionally, warning and error messages provide information on the line number of the analysis code that is at the source of the message. The effect of a given message service can finally be modified by means of the methods presented in Table 3.13.

Physics services

The `SampleAnalyzer` core includes a series of built-in functions aiming to facilitate the writing of an analysis from the user viewpoint. More precisely, these functions are specific for particle identification or observable calculation and have been grouped into several subcategories of the C++ pointer `PHYSICS`. All the available methods are listed in Table 3.14 and 3.15, and we provide, in the rest of this section, a few more details, together with some illustrative examples.

As mentioned in Section 3.5.3, `MadAnalysis 5` can compute the (missing) transverse energy and (missing) hadronic transverse energy associated with a given Monte Carlo event. This calculation however relies on a correct identification of the invisible and hadronizing particles. This information must be provided by means of the `mcConfig()` category of physics services, as for instance, in

```
PHYSICS->mcConfig().AddInvisibleId(1000039);
PHYSICS->mcConfig().AddHadronicId(5);
```

These intuitive lines of code indicate to the program that the gravitino (whose Particle Data Group identifier is 1000039) yields missing energy and that the bottom quark (whose Particle Data Group identifier is 5) will eventually hadronize.

An important category of methods shipped with the physics services consists of functions dedicated to the identification of particles and to the probing of their nature (invisible, hadronizing, *etc.*). They are collected within the `Id` structure attached to the `PHYSICS` object. For instance (see Table 3.14 and 3.15 for the other methods),

```
PHYSICS->Id->IsInvisible(prt)
```

allows one to test the (in)visible nature of the particle referred to by the pointer `prt`. Also, basic isolation tests on `RecLeptonFormat` objects can be performed when analyzing reconstructed events. Including in the analysis

```
PHYSICS->Id->IsIsolatedMuon(muon, event)
```

<code>mcConfig().AddHadronicId(...)</code>	Adds a particle species, identified via its Particle Data Group code (an integer number given as argument), to the list of hadronizing particles. Mandatory for the computation of H_T and H_T^{miss} in the case of Monte Carlo events (see Section 3.5.3).
<code>mcConfig().AddInvisibleId(...)</code>	Adds a particle species, identified via its Particle Data Group code (an integer number given as argument), to the list of invisible particles. Mandatory for the computation of E_T and E_T^{miss} in the case of Monte Carlo events (see Section 3.5.3).
<code>mcConfig().Reset()</code>	Reinitializes the lists of invisible and hadronizing particles to empty lists.
<code>recConfig().Reset()</code>	Defines (reconstructed) leptons as isolated when no jet is present in a cone of radius $R = 0.5$ centered on the lepton.
<code>recConfig().UseDeltaRIsolation(...)</code>	Defines (reconstructed) leptons as isolated when no jet is present in a cone, with a radius given as a floating-point number in argument, centered on the lepton.
<code>recConfig().UseSumPTIsolation(...)</code>	Defines (reconstructed) leptons as isolated when both the sum Σ_1 of the transverse momenta of all tracks in a cone (of radius fixed at the level of the detector simulation) centered on the lepton is smaller than a specific threshold (the first argument) and the amount of calorimetric energy in this cone, relative to Σ_1 , is smaller than another threshold (the second argument). This uses the information provided by the <code>sumPT_isol()</code> and <code>ET_PT_isol()</code> methods of the <code>RecLeptonFormat</code> class (see Table 3.11 and 3.12).
<code>Id->IsBHadron(...)</code>	Returns a boolean quantity indicating whether an <code>MCParticleFormat</code> object passed as argument is a hadron originating from the fragmentation of a b -quark.
<code>Id->IsCHadron(...)</code>	Returns a boolean quantity indicating whether an <code>MCParticleFormat</code> object passed as argument is a hadron originating from the fragmentation of a c -quark.

Table 3.14: Physics service methods.

<code>Id->IsFinalState(...)</code>	Returns a boolean quantity indicating whether an <code>MCParticleFormat</code> object passed as argument is one of the final-state particles of the considered event.
<code>Id->IsHadronic(...)</code>	Returns a boolean quantity indicating whether an <code>MCParticleFormat</code> or a reconstructed object passed as argument yields any hadronic activity in the event.
<code>Id->IsInitialState(...)</code>	Returns a boolean quantity indicating whether an <code>MCParticleFormat</code> object passed as argument is one of the initial-state particles of the considered event.
<code>Id->IsInterState(...)</code>	Returns a boolean quantity indicating whether an <code>MCParticleFormat</code> object passed as argument is one of the intermediate-state particles of the considered event.
<code>Id->IsInvisible(...)</code>	Returns a boolean quantity indicating whether an <code>MCParticleFormat</code> or a reconstructed object passed as argument gives rise to missing energy.
<code>Id->IsIsolatedMuon(...)</code>	Returns a boolean quantity indicating whether a <code>RecLeptonFormat</code> object passed as a first argument is isolated within a given reconstructed event, passed as a second argument (under the format of a <code>RecEventFormat</code> object).
<code>Id->SetFinalState(...)</code>	Takes an <code>MCEventFormat</code> object as argument and defines the status code number associated with final-state particles.
<code>Id->SetInitialState(...)</code>	Takes an <code>MCEventFormat</code> object as argument and defines the status code number associated with initial-state particles.
<code>Transverse->AlphaT(...)</code>	Returns the value of the α_T variable [494], as a floating-point number, for a given (Monte Carlo or reconstructed) event passed as argument.
<code>Transverse->MT2(...)</code>	Returns, as a floating-point number, the value of the M_{T2} variable [495, 496] computed from a system of two visible objects (the first two arguments, any particle class being accepted), the missing momentum (the third argument) and a test mass (a floating-point number given as the last argument).
<code>Transverse->MT2W(...)</code>	Returns, as a floating-point number, the value of the M_{T2}^W variable [497] computed from a system of jets (a vector of <code>RecJetFormat</code> objects in the first argument), a visible particle (given as the second argument, any particle class being accepted) and the missing momentum (the third argument). Only available for reconstructed events.

Table 3.15: (continuation of Table 3.14) Physics service methods.

yields a boolean value related to the (non-)isolated nature of the reconstructed lepton `muon`, `event` being here a `RecEventFormat` object. Two isolation algorithms can be employed. By default, the program verifies that no reconstructed jet lies in a cone of radius $R = 0.5$ centered on the lepton. The value of R can be modified via the `recConfig()` category of physics services,

```
PHYSICS->recConfig().UseDeltaRIsoIsolation(dR);
```

where `dR` is a floating-point variable with the chosen cone size. The user can instead require the program to tag leptons as isolated when both the sum of the transverse momenta of all tracks in a cone (of radius fixed at the level of the detector simulation) centered on the lepton is smaller than a specific threshold and when the amount of calorimetric energy in this cone, calculated relative to the sum of the transverse momenta of all tracks in the cone, is smaller than another threshold. This uses the information provided by the `sumPT_isol()` and `ET_PT_isol()` methods of the `RecLeptonFormat` class (see Table 3.11 and 3.12) and can be activated by implementing

```
PHYSICS->recConfig().UseSumPTIsoIsolation(sumpt,et_pt);
```

where `sumpt` and `et_pt` are the two mentioned thresholds. For more sophisticated isolation tests, such as those based on the information encompassed in `IsolationConeType` objects possibly provided for reconstructed jets, leptons and photons (see Section 3.5.3), it is left to the user to manually implement the corresponding routines in his/her analysis.

In addition to identification routines, physics services include built-in functions allowing one to compute global event observables, such as several transverse variables that are accessible through the `Transverse` structure attached to the `PHYSICS` object. More information on the usage of these methods are provided in Table 3.14 and 3.15.

Sorting particles and objects

In most analyses, particles of a given species are identified according to an ordering in their transverse momentum or energy. In contrast, vector of particles as returned after the reading of an event are in general unordered and therefore need to be sorted. This can be achieved by means of sorting routines that can be called following the schematic form:

```
SORTER->sort(parts, crit)
```

In this line of code, `parts` is a vector of (Monte Carlo or reconstructed) objects and `crit` consists of the ordering criterion. The allowed choices for the latter are `ETAordering` (ordering in pseudorapidity), `ETordering` (ordering in transverse energy), `Eordering` (ordering in energy), `Pordering` (ordering in the norm of the three-momentum), `PTordering` (ordering in the transverse momentum), `PXordering` (ordering in the x -component of the three-momentum), `PYordering` (ordering in the y -component of the three-momentum) and `PZordering` (ordering in the z -component of the three-momentum). The objects are always sorted in terms of decreasing values of the considered observable.

3.5.4 Compiling and executing the analysis

In Section 3.5.1, we have pointed out that the **Build** subdirectory of the analysis template contains a **Makefile** script readily to be used. In this way, the only task left to the user after having implemented his/her analysis is to launch this script in a shell, directly from the **Build** directory. This leads first to the creation of a library that is stored in the **Build/Lib** subdirectory, which includes all the analyses implemented by the user and the set of classes and methods of the **SampleAnalyzer** kernel. Next, this library is linked to the main program and an executable named **MadAnalysis5Job** is generated (and stored in the **Build** directory).

The program can be run by issuing in a shell the command

```
./MadAnalysis5Job <inputfile>
```

where **<inputfile>** is a text file with a list of paths to all event files to analyze. All implemented analyses are sequentially executed and the results, generated according to the **SAF** format (see Section 3.5.5), are stored in the **Output** directory.

3.5.5 The structure of the output of an analysis

As indicated in the previous section, the program stores, after its execution, the results of the analysis or analyses that have been implemented by the user in the **Output** subdirectory of the working directory. First, a subdirectory with the same name as the input file (**<inputfile>** in the schematic example of Section 3.5.4) is created. If a directory with this name exists already, the code uses it without deleting its content. It contains a **SAF** file (updated if already existing) with global information on the analyzed event samples organized following an XML-like syntax that supports positive as well as negative event weights:

```
<SampleGlobalInfo>
# xsection  xsec_error  nevents  sum_wgt+  sum_wgt-
0.00e+00    0.00e+00    0         0.00e+00  0.00e+00
</SampleGlobalInfo>
```

where we have set the numerical values to zero for the sake of the illustration. In reality these values are extracted from the event file that is read; they are kept equal to zero if not available. In addition, the format includes header and footer tags (**SAFheader** and **SAFfooter**) omitted for brevity.

Secondly, a subdirectory specific to each of the executed analyses is created within the **<inputfile>** directory. The name of the subdirectory is the name of the associated analysis followed by an integer number chosen in such a way that the directory name is unique. This directory contains a **SAF** file with general information on the analysis (**name.saf**, **name** denoting a generic analysis name), a directory with histograms (**Histograms**) and a directory with cut-flow charts (**Cutflows**).

In addition to a header and a footer, the **name.saf** file, still encoded according to an XML-like structure, contains a list with the names of the regions that have been declared in the analysis implementation. They are embedded in a **RegionSelection** XML structure, as in

```

<RegionSelection>
  "MET>200"
  "MET>300"
</RegionSelection>

```

when taking the example of Section 3.5.3.

The **Histograms** subdirectory contains a unique **SAF** file with, again in addition to a possible header and footer, all the histograms implemented by the user. The single histogram declared in Section 3.5.3 would be encoded in the **SAF** format as in the following self-explanatory lines of code:

```

<Histo>
  <Description>
    "ptl1"
    # nbins          xmin          xmax
    20               50           500
    # associated RegionSelections
    MET>300  # Region nr. 1
  </Description>
  <Statistics>
    0 0 # nevents
    0 0 # sum of event-weights over events
    0 0 # nentries
    0 0 # sum of event-weights over entries
    0 0 # sum weights^2
    0 0 # sum value*weight
    0 0 # sum value^2*weight
    0 0 # sum value*weight^2
  </Statistics>
  <Data>
    0 0 # number of nan
    0 0 # number of inf
    0 0 # underflow
    0 0 # bin 1 / 20
    ...
    0 0 # bin 20 / 20
    0 0 # overflow
  </Data>
</Histo>

```

where the first and second columns in the **Statistics** and **Data** blocks correspond to events with a positive and negative weight, respectively. The dots stand for the other bins that we have omitted for brevity. Again, for the sake of the example we have set all values to zero.

Finally, the **Cutflows** directory contains one **SAF** file for each of the declared regions, the filename being the name of the region followed by the **saf** extension. Each of these files contains the cut-flow chart associated with the considered region encoded by means of two

types of XML tags. The first one is only used for the initial number of events (`InitialCounter`) whereas the second one is dedicated to each of the applied cuts. Taking the example of the first of the two cuts declared in Section 3.5.3, the `MET_gr_200.saf` file (the `>` symbol in the region name has been replaced by `_gr_`) would read

```
<InitialCounter>
  "Initial number of events"      #
  0          0                    # nentries
  0.00e+00   0.00e+00             # sum of weights
  0.00e+00   0.00e+00             # sum of weights^2
</InitialCounter>
<Counter>
  "1lepton"                       # 1st cut
  0          0                    # nentries
  0.00e+00   0.00e+00             # sum of weights
  0.00e+00   0.00e+00             # sum of weights^2
</Counter>
```

where again the first and second columns in the `InitialCounter` and `Counter` blocks correspond to events with a positive and negative weight, respectively.

3.5.6 Modifications to Delphes: Delphes-MA5tune

`Delphes` [477] is a C++ framework dedicated to the simulation of a generic detector such as those used in collider experiments. Contrary to full detector simulation software, `Delphes` does not simulate the particle-matter interactions, but uses instead a parameterization of the detector response and reconstructs the main physics objects considered in the analyses. This simplified picture results in much faster simulations, while the accuracy level is maintained suitable for realistic phenomenological investigations. From the computing side, `Delphes` is a modular framework where developers can both add their own contributions and tune the default parameterization according to their needs. This modularity is based on a division of the simulation process into modules inspired by the `TTask` ROOT class, and the addition and removal of new elements are easily achievable through a TCL configuration file. Similarly, the content of the output ROOT files can be configured at will.

In order to properly recast ATLAS and CMS analyses, a tuning of the version 3 of `Delphes` has been performed. In the original version of `Delphes`, an isolation criterion is applied to both leptons and photons, and only particles satisfying this requirement are stored in the output files. We have designed a new `Delphes` module named `CalculationIsolation` that allows one to move the isolation requirements in the analysis selection. This module computes several variables useful for the implementation of isolation cuts. Defining cone sizes of $\Delta R = 0.2, 0.3, 0.4$ and 0.5 , the number of tracks with a transverse momentum larger than a given threshold, the scalar sum of the transverse momenta of these tracks and the scalar sum of the calorimetric transverse energy deposits lying in the cones are evaluated and saved. In addition, the default module of `Delphes` dedicated to the filtering of non-isolated lepton and photon candidates is switched off so that all candidates are kept in the output ROOT files. For consistency reasons, the `Delphes` module `UniqueObjectFinder` giving a unique

identification to all reconstructed objects is bypassed. Isolation selection cuts can then be performed at the analysis level by means of the `isolCones` method of the `RecLeptonFormat` class of `MadAnalysis 5`, described in Section 3.5.3.

Adding the isolation information to the output format yields an increase of the size of the output files. A cleaning of all collections is therefore in order to reduce the file sizes. First, collections such as calorimeter towers and particle-flow objects are not stored. Next, the (heavy) collection of all particles that have been generated at the different level of the simulation chain (hard scattering process, parton showering and hadronization) is pruned, while all reconstructed objects are kept. Only particles produced at the hard-scattering process level, as well as final-state leptons and b quarks present after parton showering, are stored. In addition, the relations between generated and reconstructed leptons have been retained, together with information on the origin (the mother particle) of each lepton. All these changes result in a reduction of the size of the produced `ROOT` files by about a factor of ten when compared to the files produced with the original configuration of `Delphes`.

This tailored version of `Delphes 3`, which we internally call `Delphes-MA5tune` to avoid confusion with the original version, can conveniently be installed locally from the interpreter of `MadAnalysis 5` by typing in the command

```
install delphesMA5tune
```

Even if `Delphes 3` is already installed on a given system, one will need this modified ‘MA5tune’ version of the program in order to run the `MadAnalysis 5` analyses present in the public database [483]. Note however that for the moment `MadAnalysis 5` is not able to run with both `Delphes` and `Delphes-MA5tune` installed in parallel. This means that the user must take care that only the directory `tools/delphesMA5tune` (but not the directory `tools/delphes`) be available in his/her local installation of `MadAnalysis 5`.

In order to process an (hadronized) event sample with the ‘MA5tune’ of `Delphes`, it is sufficient to start `MadAnalysis 5` in the reconstructed mode, import the considered sample and type

```
set main.fastsim.package = delphesMA5tune
set main.fastsim.detector = cms
submit
```

where `cms` can be replaced by `atlas` according to the needs of the user. Default detector parameters are employed and can be modified by the user, following the guidelines displayed on the screen. The output `ROOT` file can then be retrieved from the automatically generated working directory.

3.5.7 Limit setting

For the statistical interpretation of the results obtained when recasting an analysis, we provide on [483] `exclusion_CLs.py`, a `Python` code for computing exclusions using the CL_s prescription [371].²⁷ This code can also be installed on a user system by typing in, from the `MadAnalysis 5` interpreter, the command

²⁷The `Python` code requires `SciPy` libraries to be installed.

```
install RecastingTools
```

which results in the file `exclusion_CLs.py` being present at the root of any working directory created in the expert mode of `MadAnalysis 5`.

The `exclusion_CLs.py` code takes as input the acceptance \times efficiency information from the cut flow `SAF` files generated when executing an analysis implemented in `MadAnalysis 5` (see Section 3.5.5). Moreover, an XML file named `analysis_name.info` (`analysis_name` stands for a generic analysis name), needs to be provided by the user in the `Build/SampleAnalyzer/User/Analyzer` directory, specifying the luminosity `<lumi>`, the number of observed events `<nobs>`, the nominal number of expected SM background events `<nb>`, and its uncertainty at 68% CL `<deltanb>` in each of the regions, as given in the experimental publication. The syntax of this file is as follows:

```
<analysis id="cms_sus_13_011">
  <lumi>19.5</lumi> <!-- in fb^-1 -->

  <region type="signal" id="SRname">
    <nobs>227</nobs>
    <nb>251</nb>
    <deltanb>50</deltanb>
  </region>
  ...
  ...
</analysis>
```

The attribute `type` of the root tag `<analysis>` can be `signal` or `control` and is optional (the default value is `signal`). The `id` of each `<region>` tag has to match the exact name of the SR used in the analysis code. When results are given after combining several SRs (for example, for same-flavor leptons instead of ee and $\mu\mu$ separately), the relevant SRs should all be listed in the attribute `id` separated by semicolons (without extra space). Taking the example of the ATLAS analysis that will be presented in Section 3.7, this would read

```
<region id="MT2-90 ee;MT2-90 mumu">
```

The last piece of information essential for calculating exclusions is the signal cross section. It can be provided by the user in the `SAF` file `mypoint.txt.saf` (automatically generated when executing an analysis, see Section 3.5.5), where `mypoint.txt`, stored in the `Input` folder of the working directory, is the input file for running the analysis under consideration. Alternatively, the cross section can be given as argument when calling `exclusion_CLs.py`. Concretely, the limit-setting code is called as

```
./exclusion_CLs.py analysis_name mypoint.txt \
  [run_number] [cross section in pb]
```

where the run number and cross section value are optional arguments. The run number x (default zero) identifies the output directory to use, as each execution of the analysis code

yields the creation of a new output directory, `analysis_name_x`, for the x^{th} execution of the analysis code (starting from 0).

The procedure of `exclusion_CLs.py` starts by selecting the most sensitive SR (*i.e.*, the one that yields the best expected exclusion, assuming that the number of observed events is equal to the nominal number of background events). This is a standard procedure at the LHC whenever the SRs defined in the analysis are overlapping; here we use it as the default for all analyses. Then the actual exclusion is calculated, and the confidence level with which the tested scenario is excluded using the CL_s prescription [371] is printed on the screen together with the name of the most sensitive SR. The same information is also stored in the file `analysis_name_x.out` located in the working directory of the `Output` folder. Last but not least, if a negative number is given for the cross section, the code returns instead the nominal cross section that is excluded at 95% CL, computed using a root-finding algorithm.

The core of the calculation works as follows. First, the number of signal events (n_s) is obtained as the product of the luminosity, signal cross section and acceptance \times efficiency for the SR of interest. This is used, together with the number of observed events (n_{obs}) and the nominal number of background events (\hat{n}_b) and its uncertainty (Δn_b) to compute the exclusion. A large number of toy MC experiments (10^5 by default) are then generated from the Poisson distribution $\text{poiss}(n_{\text{obs}}|n_{\text{expected}})$, corresponding to the distribution of the total number of events in the SR under the background-only hypothesis on the one hand ($n_{\text{expected}} = n_b$), and under the signal + background hypothesis ($n_{\text{expected}} = n_s + n_b$) on the other hand. We assume that the uncertainty on the number of background events is modeled as $\text{gauss}(\hat{n}_b, \Delta n_b)$, and for each toy MC the number of background events n_b is randomly generated from this normal distribution. Under the two different hypotheses, p -values are then calculated using the number of events actually observed at the LHC, and finally used to compute the CL_s value.

3.5.8 Conclusions

We have presented a major extension of the expert mode of the `MadAnalysis 5` package. Both designing a prospective new physics analysis and recasting an experimental search featuring multiple signal regions can now be achieved in a user-friendly fashion that relies on a powerful handling of regions, histogramming and selection cuts.

3.6 CMS search for stops in the single-lepton final state

The CMS search for stops in the single lepton and missing energy, $\ell + E_T^{\text{miss}}$, final state with full luminosity at $\sqrt{s} = 8$ TeV [479] has been taken as a “template analysis” to develop a common language and framework for the analysis implementation. It also allowed us to test the new developments in `MadAnalysis 5` which were necessary for carrying out this project.

The analysis targets two possible decay modes of the stop: $\tilde{t} \rightarrow t\tilde{\chi}_1^0$ (or $\tilde{t} \rightarrow bW\tilde{\chi}_1^0$ when $m_{\tilde{t}_1} < m_{\tilde{\chi}_1^0} + m_t$) and $\tilde{t} \rightarrow b\tilde{\chi}_1^\pm$. Since the stops are pair-produced, their decays give rise to two W bosons in each event, one of which is assumed to decay leptonically, whilst the other one is assumed to decay hadronically. In the cut-based version of the analysis, two sets of signal

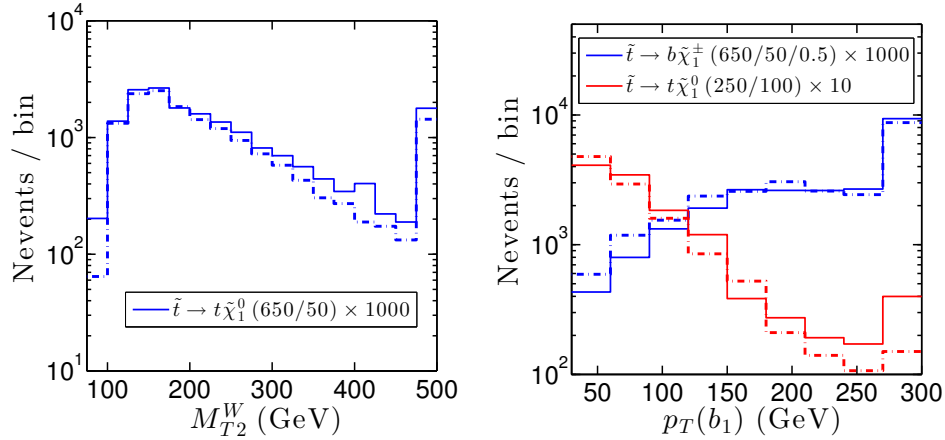


Figure 3.28: Distributions of the kinematic variable M_{T2}^W (left) and of the p_T of the leading b -tagged jet (right) after the preselection cuts of the analysis CMS-SUS-13-011. The solid lines are obtained from our re-interpretation within **MadAnalysis 5**, while the dash-dotted lines correspond to the CMS results, given in Fig. 2 of [479]. See captions of Tables 3.16 and 3.17 for the notation of the benchmark points.

regions with different cuts, each dedicated to one of the two decay modes, are defined.²⁸ These two sets are further divided into “low ΔM ” and “high ΔM ” categories, targeting small and large mass differences with the lightest neutralino $\tilde{\chi}_1^0$, respectively. Finally, each of these four categories are further sub-divided using four different E_T^{miss} requirements. In total, 16 different, potentially overlapping SRs are defined. Two cuts are based on rather complex and specific kinematic variables designed to reduce the dilepton $t\bar{t}$ background: a χ^2 resulting from the full reconstruction of the hadronic top and M_{T2}^W —a variant of the m_{T2} observable. The implementation of the χ^2 quantity in our code was straightforward thanks to the **C++ ROOT** code provided on the CMS Twiki page. The M_{T2}^W variable is calculated with the standard **MadAnalysis 5** method, see [475], according to the algorithm presented in [497].

Overall, this analysis is very well documented. Some important pieces of information were however missing, in particular the detailed trigger efficiencies and the identification-only efficiencies for electron and muons. These were provided by the CMS collaboration upon request and are now available on the analysis Twiki page [498] in the section “Additional Material to aid the Phenomenology Community with Reinterpretations of these Results”. In addition, the b -tagging efficiency as a function of p_T is not given in the paper, but was taken from [499]. Another technical difficulty came from the isolation criteria. Indeed, the CMS analysis considers the sum of transverse momenta of so-called ‘Particle Flow’ particles in a cone of given ΔR . This is difficult to reproduce in our case. Instead, we only use tracks in the inner detector for the isolation. From the two benchmark points for which cut flows are available (see Table 3.18) we found that a weighting factor of 0.885, applied on the events at the same time as the isolation, is sufficient to correct our track-only isolation. Therefore

²⁸The search also contains an analysis based on multivariate analysis techniques (MVA); such analyses generically cannot be externally reproduced unless the final MVA is given. As this is not the case so far, we here only use the cut-based version of the analysis.

we incorporate this correction to our analysis code.

benchmark point	CMS result	MA5 result
$\tilde{t} \rightarrow b\tilde{\chi}_1^\pm$, low $\Delta M, E_T^{\text{miss}} > 150$ GeV		
(250/50/0.5)	157 ± 9.9	141.2
(250/50/0.75)	399 ± 18	366.8
$\tilde{t} \rightarrow b\tilde{\chi}_1^\pm$, high $\Delta M, E_T^{\text{miss}} > 150$ GeV		
(450/50/0.25)	23 ± 2.3	23.4
$\tilde{t} \rightarrow b\tilde{\chi}_1^\pm$, high $\Delta M, E_T^{\text{miss}} > 250$ GeV		
(600/100/0.5)	6.1 ± 0.5	5.4
(650/50/0.5)	6.7 ± 0.4	5.8
(650/50/0.75)	6.3 ± 0.4	5.7

Table 3.16: Final number of events for $\tilde{t} \rightarrow b\tilde{\chi}_1^\pm$ in three SRs of the analysis CMS-SUS-13-011. The benchmark points are given in the format $(m_{\tilde{t}}, m_{\tilde{\chi}_1^0}, x)$ in GeV, with x setting the chargino mass according to $m_{\tilde{\chi}_1^\pm} = x \cdot m_{\tilde{t}} + (1 - x)m_{\tilde{\chi}_1^0}$.

benchmark point	CMS result	MA5 result
$\tilde{t} \rightarrow t\tilde{\chi}_1^0$, low $\Delta M, E_T^{\text{miss}} > 150$ GeV		
(250/50)	108 ± 3.7	100.1
$\tilde{t} \rightarrow t\tilde{\chi}_1^0$, high $\Delta M, E_T^{\text{miss}} > 300$ GeV		
(650/50)	3.7 ± 0.1	3.6

Table 3.17: Final number of events for $\tilde{t} \rightarrow t\tilde{\chi}_1^0$ in two SRs of the analysis CMS-SUS-13-011. For each benchmark point, the first number indicates the stop mass, the second the LSP mass (in GeV).

The validation of the reimplementaion of the analysis can be done using the eleven benchmark points presented in the experimental paper: four for the “T2tt” simplified model (in which the stop always decays as $\tilde{t} \rightarrow t\tilde{\chi}_1^0$), and seven for the “T2bW” simplified model (in which the stop always decays as $\tilde{t} \rightarrow b\tilde{\chi}_1^\pm$), with different assumptions on the various masses. The distributions of the kinematic variables used in the analysis are given in Fig. 2 of [479] after the preselection cuts, with at least one benchmark point for illustration. Also provided are the corresponding histograms after the $M_T > 120$ GeV cut, as supplementary material on the CMS Twiki page [498]. We use this information, together with the final number of events in the individual SRs (*i.e.*, after all selection cuts) for given benchmark points provided in Tables 4 and 6 of [479].

The validation material both before and after cuts defining the SRs is truly valuable information since one can separately check on the one hand the implementation of the kinematic variables and the preselection/cleaning cuts, and on the other hand the series

of cuts defining the SRs. Furthermore, the large number of benchmark points allows us to check in detail the quality of the reimplementation in complementary regions of phase space.

The validation process was based on (partonic) event samples, in LHE format [370, 491], provided by the CMS collaboration. The provision of such event files greatly reduced the uncertainties in the first stage of validation since it avoided possible differences in the configuration of the used Monte Carlo tools. In the case of this CMS analysis, the setup of **MadGraph 5** [488]—the event generator employed for generating the necessary hard scattering matrix elements—is crucial, in particular with respect to the merging of samples with different (parton-level) jet multiplicities. The LHE files were passed through **Pythia 6.4** [500] for parton showering and hadronization, then processed by our modified version of **Delphes 3** (see Ref. [482]) for the simulation of the detector effects. The number of events after cuts and histograms produced by **MadAnalysis 5** were then normalized to the correct luminosity after including cross sections at the next-to-leading order and next-to-leading logarithmic (NLO+NLL) accuracy [501], as tabulated by the LHC SUSY Cross Section Working Group [502].

cut	$m_{\tilde{t}} = 650$ GeV		$m_{\tilde{t}} = 250$ GeV	
	CMS result	MA5 result	CMS result	MA5 result
$1\ell + \geq 4\text{jets} + E_T^{\text{miss}} > 50$ GeV	31.6 ± 0.3	29.0	8033.0 ± 38.7	7365.0
+ $E_T^{\text{miss}} > 100$ GeV	29.7 ± 0.3	27.3	4059.2 ± 27.5	3787.2
+ $n_b \geq 1$	25.2 ± 0.2	23.8	3380.1 ± 25.1	3166.0
+ iso-track veto	21.0 ± 0.2	19.8	2770.0 ± 22.7	2601.4
+ tau veto	20.6 ± 0.2	19.4	2683.1 ± 22.4	2557.2
+ $\Delta\phi_{\text{min}} > 0.8$	17.8 ± 0.2	16.7	2019.1 ± 19.4	2021.3
+ hadronic $\chi^2 < 5$	11.9 ± 0.2	9.8	1375.9 ± 16.0	1092.0
+ $M_T > 120$ GeV	9.6 ± 0.1	7.9	355.1 ± 8.1	261.3
high $\Delta M, E_T^{\text{miss}} > 300$ GeV	4.2 ± 0.1	3.9	—	—
low $\Delta M, E_T^{\text{miss}} > 150$ GeV	—	—	124.0 ± 4.8	107.9

Table 3.18: Summary of yields for the $\tilde{t} \rightarrow t\tilde{\chi}_1^0$ model for two benchmark points with $m_{\tilde{\chi}_1^0} = 50$ GeV, as compared to official CMS-SUS-13-011 results given on [498]. The next-to-last (last) line corresponds to the most sensitive signal region for the benchmark point with $m_{\tilde{t}} = 650$ (250) GeV as in the official CMS cut flow, while all other cuts are common to all signal regions targeting the $\tilde{t} \rightarrow t\tilde{\chi}_1^0$ decay mode. The uncertainties given for the CMS event numbers are statistical only. In contrast to Tables 3.16 and 3.17, no trigger efficiency or ISR reweighting is applied here. See [498] for more details on the definition of the cuts.

Some examples of histograms reproduced for the validation are shown in Fig. 3.28. The shapes of the distributions shown—as well as all other distributions that we obtained but do not show here—follow closely the ones from CMS, which indicates the correct implementation of the analysis and all the kinematic variables. (Note that discrepancies in bins where the number of events is relatively small, as seen on a logarithmic scale, suffers from larger statistical uncertainties and hence should not be over-interpreted.) The expected yields for several benchmark points in their relevant SRs are given in Tables 3.16 and 3.17. The

agreement is good for all tested benchmark points.

Upon our request, the CMS SUSY group furthermore provided detailed cut-flow tables, which are now also available at [498]. These proved extremely useful because they allowed us to verify our implementation step-by-step in the analysis. A comparison of our results with the official CMS ones is given in Table 3.18. (Note that here no trigger efficiency or initial state radiation, ISR, reweighting is applied.) For both cases shown, CMS results are reproduced within about 20%. On the whole, we conclude that our implementation gives reasonably accurate results (to the level that can be expected from fast simulation) and declare it as validated. As mentioned, the **MadAnalysis 5** code for this analysis, including extensive comments, is published as [503]. More detailed validation material, including extra histograms and validation of the limit-setting procedure (see Section 3.5.7), is available at [483].

3.7 ATLAS search for electroweak-inos and sleptons in the di-lepton final state

We consider the ATLAS search for the electroweak production of charginos, neutralinos and sleptons in final states with two leptons (electrons and muons) and missing transverse momentum based on 20.3 fb^{-1} of data at 8 TeV [363]. The event selection requires two signal leptons of opposite charge, with $p_T > 35 \text{ GeV}$ and $p_T > 20 \text{ GeV}$. Two kind of final states are considered: same flavor (SF = e^+e^- or $\mu^+\mu^-$) and different flavors (DF = $e^\pm\mu^\mp$).

Three types of signal regions are defined in this analysis. First, the m_{T2} and WW signal regions require the invariant mass of the lepton pair to be outside the Z window, and jets are vetoed. The m_{T2} signal regions (SR- m_{T2}) target direct slepton-pair production and chargino-pair production followed by slepton-mediated decays. Each m_{T2} signal region is defined by its threshold on the m_{T2} (“stransverse mass”) variable [495, 496] that is used for reducing the $t\bar{t}$ and Wt backgrounds: $m_{T2} > 90$, > 120 and $> 150 \text{ GeV}$, for SR- m_{T2}^{90} , SR- m_{T2}^{120} , and SR- m_{T2}^{150} , respectively. The implementation of this requirement is straightforward as the m_{T2} variable is available as a standard method in **MadAnalysis 5**.

Next, the WWa , WWb and WWc signal regions (referred to as SR- WW) are designed to provide sensitivity to $\tilde{\chi}_1^+\tilde{\chi}_1^-$ production followed by leptonic W decays. Each of these three regions is optimized for a given kinematic configuration, using cuts on the invariant mass and/or transverse momentum of the lepton pair ($m_{\ell\ell}$ and $p_{T,\ell\ell}$, respectively), possibly combined with cuts on m_{T2} and on the “relative missing transverse momentum” $E_T^{\text{miss,rel}}$. Here, $E_T^{\text{miss,rel}}$ is defined as the missing transverse momentum E_T^{miss} , multiplied by $\sin \Delta\phi_{\ell,j}$ (where $\Delta\phi_{\ell,j}$ is the azimuthal angle between the direction of $\mathbf{p}_T^{\text{miss}}$ and that of the closest lepton or jet) if $\Delta\phi_{\ell,j}$ is below $\pi/2$. This modified E_T^{miss} aims at suppressing events where missing transverse momentum is likely to come from mis-measured jets and leptons.

Finally, the Z jets signal region (SR- Z jets) targets $\tilde{\chi}_1^\pm\tilde{\chi}_2^0$ production, followed by $\tilde{\chi}_1^\pm \rightarrow W^\pm\tilde{\chi}_1^0$ and $\tilde{\chi}_2^0 \rightarrow Z\tilde{\chi}_1^0$, with hadronic W and leptonic Z decays. Unlike in the other regions, jets are not vetoed; instead at least two central “light” jets (non- b -tagged with $|\eta| < 2.4$) are required. In addition to $m_{\ell\ell}$ being consistent with leptonic Z decays, requirements are made on $E_T^{\text{miss,rel}}$, $p_{T,\ell\ell}$, on the invariant mass of the two leading jets (m_{jj}) and on the separation

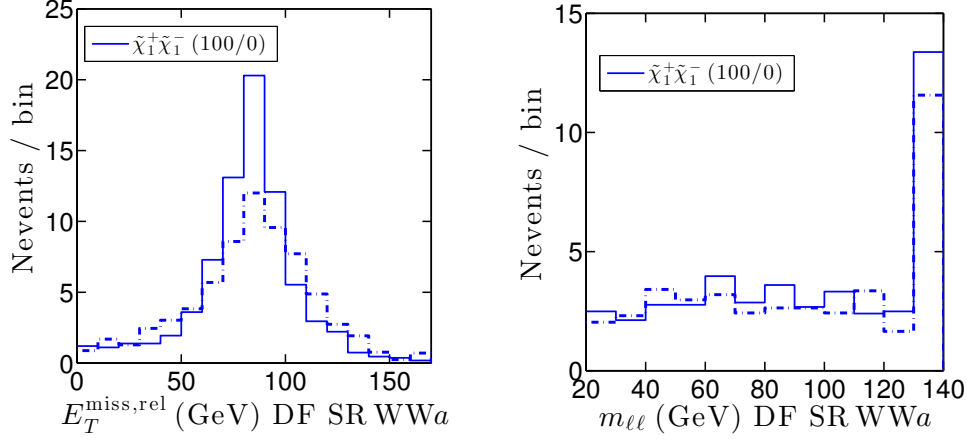


Figure 3.29: Distributions of $E_T^{\text{miss,rel}}$ (left) and $m_{\ell\ell}$ (right) in the DF SR $WWaee$ of ATLAS-SUSY-2013-11, for the benchmark point with $(m_{\tilde{\chi}_1^\pm}, m_{\tilde{\chi}_1^0}) = (100, 0)$ GeV, after all cuts except the ones on $m_{\ell\ell}$ and on $E_T^{\text{miss,rel}}$ (left), or all cuts except the one on $m_{\ell\ell}$ (right). The solid lines are obtained from our re-interpretation within **MadAnalysis 5**, while the dash-dotted lines correspond to the official ATLAS results in [363].

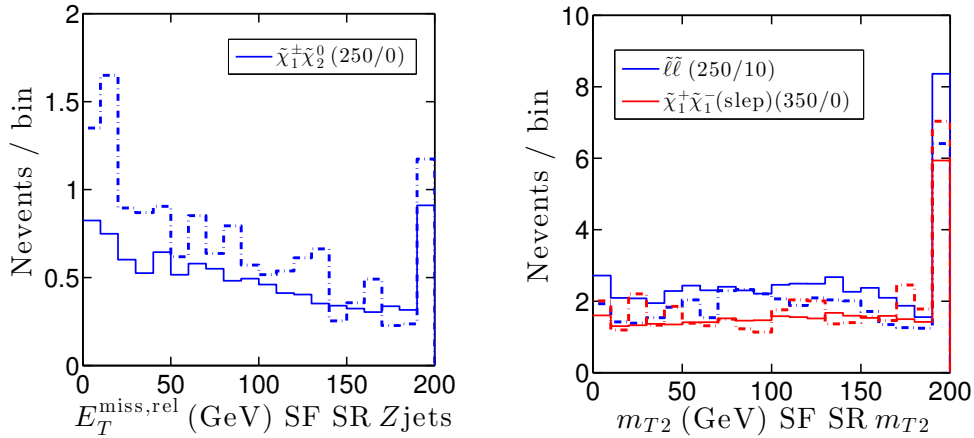


Figure 3.30: Distributions of $E_T^{\text{miss,rel}}$ in the SF SR $Z\text{jets}$ (left) and m_{T2} in the SF SR m_{T2} (right) of ATLAS-SUSY-2013-11, after all cuts except the one on the variable plotted. The solid lines are obtained from our re-interpretation within **MadAnalysis 5**, while the dash-dotted lines correspond to the official ATLAS results in [363].

between the two leptons ($\Delta R_{\ell\ell}$) in order to suppress, in particular, the $Z + \text{jets}$ background.

All signal regions separately consider SF and DF leptons, except SR- $Z\text{jets}$ where only SF leptons are considered. In total, 20 potentially overlapping signal regions are defined (considering ee and $\mu\mu$ signal regions separately, as required for comparison with the official ATLAS cut flows). Detailed electron efficiencies as a function of p_T and η are available in [478]; we used the electron efficiencies as a function of p_T for $|\eta| < 2.47$, while muon efficiencies were taken to be 100% as a good approximation. The analysis is very well-documented and gives clearly the various preselection criteria and signal region cuts. Moreover, an effort was made

cut	ATLAS result	MA5 result
Initial number of events		12301.5
2 OS leptons		1666.5
$m_{\ell\ell} > 20$ GeV		1637.5
τ veto		1637.5
ee leptons	402.1	392.9
jet veto	198.6	257.0
Z veto	165.0	215.9
$p_{T,\ell\ell} > 80$ GeV	28.0	35.3
$E_T^{\text{miss,rel}} > 80$ GeV	14.7	18.9
$m_{\ell\ell} < 120$ GeV	9.2	10.1

Table 3.19: Cut flow for chargino-pair production in SR- $WWaee$ of ATLAS-SUSY-2013-11, for the benchmark point with $(m_{\tilde{\chi}_1^\pm}, m_{\tilde{\chi}_1^0}) = (100, 0)$ GeV.

in the definition of the tested new physics scenarios: a whole section of the experimental publication is dedicated to the description of the different SUSY scenarios. Furthermore, SLHA files were uploaded to **HepData** in May 2014 after discussion with the ATLAS SUSY conveners.

For validation, at least one cut-flow table is given for every signal region and type of scenario tested, which is very good practice. In addition, several histograms are given and can be used to validate the distribution of, in particular, $E_T^{\text{miss,rel}}$ and m_{T2} . Finally, regarding the interpretations in terms of simplified models, not only the information on the 95% CL upper bound on the visible cross section is given, but also the CL_s value, which is useful for validation of the limit-setting procedure. The only difficulty came from the benchmark points for direct slepton production. Given the SLHA files provided on **HepData**, it was not clear whether the slepton masses given as $m_{\tilde{\ell}}$ in the cut-flow charts and histograms really correspond to the physical masses or to the slepton soft terms. The difference can be of several GeV, inducing some uncertainty in the kinematic distributions and in the production cross sections for these scenarios.

Event samples used for the validation were generated with **Herwig++** 2.5.2 [504], using as input the SLHA files provided on **HepData**. For each of the nine benchmark points we considered, 10^5 events were generated. In the case of chargino-pair production, non-leptonic decays of the intermediate W -boson were filtered to increase statistics. Similarly, for chargino-neutralino production, non-leptonic decays of the intermediate Z -boson were filtered. The cross sections for the benchmark points, evaluated at the NLO+NLL accuracy [505–507], were taken from the **HepData** entry.

Tables 3.7–3.7 give some examples of cut flows for different benchmark points and signal regions, comparing the results obtained with our **MadAnalysis 5** implementation to the official ATLAS numbers. (The complete list of cut flows for all nine benchmark points is available at [483].) We systematically find the jet veto to be less efficient than it should be, but did not find any explanation for this effect. This was also noted in Ref. [487]. Still, reasonably good agreement is observed for the available benchmark points. Distributions of $E_T^{\text{miss,rel}}$, $m_{\ell\ell}$ and m_{T2} in some signal regions are shown in Figs. 3.29 and 3.30. Good

cut	ATLAS result	MA5 result
Initial number of events		152.2
2 OS leptons		47.0
$m_{\ell\ell} > 20$ GeV		46.9
τ veto		46.9
$\mu\mu$ leptons	16.4	24.2
≥ 2 central light jets	13.2	15.5
b and forward jet veto	9.5	12.5
Z window	9.1	11.7
$p_{T,\ell\ell} > 80$ GeV	8.0	10.2
$E_T^{\text{miss,rel}} > 80$ GeV	5.1	7.0
$0.3 < \Delta R_{\ell\ell} < 1.5$	4.2	5.9
$50 < m_{jj} < 100$ GeV	2.7	3.6
$p_T(j_1, j_2) > 45$ GeV	1.8	1.7

Table 3.20: Cut flow for $\tilde{\chi}_1^\pm \tilde{\chi}_2^0$ associated production in SR- Z jets $\mu\mu$ of ATLAS-SUSY-2013-11, for the benchmark point with $(m_{\tilde{\chi}_1^\pm}, m_{\tilde{\chi}_1^0}) = (350, 50)$ GeV.

cut	ATLAS result	MA5 result
Initial number of events		96.8
2 OS leptons		65.3
$m_{\ell\ell} > 20$ GeV		65.1
τ veto		65.1
ee leptons	51.2	32.1
jet veto	19.4	17.5
Z veto	18.7	16.9
$m_{T2} > 120$ GeV	9.1	8.2

Table 3.21: Cut flow for slepton-pair production in SR- $m_{T2}^{120} ee$ of ATLAS-SUSY-2013-11, for the benchmark point with $(m_{\tilde{\ell}}, m_{\tilde{\chi}_1^0}) = (250, 10)$ GeV.

agreement is observed. Note that the fluctuations in the ATLAS results in the left panel of Fig. 3.30 may correspond to statistical fluctuations and/or uncertainties when digitizing the ATLAS histogram (the results are extracted from a logarithmic scale that spans over six orders of magnitude).

We conclude that our **MadAnalysis 5** implementation of ATLAS-SUSY-2013-11 reproduces well the experimental results. Our C++ code for this analysis is published as [508]; complete validation materials including validation of the limit-setting procedure (see Section 3.5.7) can be found at [483]. The reimplementations of this analysis can be used to constrain alternative scenarios with final states with two leptons and missing transverse energy. If the sneutrino is the LSP, see Section 3.3, this final state can be obtained from chargino pair-production followed by $\tilde{\chi}_1^\pm \rightarrow \ell \tilde{\nu}_\ell$. An estimation of the change in acceptance \times efficiency compared to slepton pair-production followed by $\tilde{\ell} \rightarrow \ell \tilde{\chi}_1^0$ is work in progress.

Chapter 4

Conclusions

Current times are crucial for the future of high-energy physics. Run II of the LHC may lead to the discovery of new particles at the TeV scale or deviations from SM expectations in the properties of known particles, opening great opportunities for a complete understanding of electroweak symmetry breaking. Indeed, the presence of new physics at or close to the electroweak scale is most naturally understood in relation with the hierarchy problem in the SM Higgs sector. If, on the other hand, no BSM physics is found during the next running years of the LHC, it will progressively become clear that nature is somehow “unnatural” or that the hierarchy problem itself is a mirage after all (possibly accepting the fine-tuning of the Higgs mass or explaining it by the anthropic principle). This would, unfortunately, be the main—and not even definitive—conclusion: among the alleged problems and known limitations of the SM, discussed in Section 1.2, only the hierarchy problem gives a strong physics case for new physics at a scale that is accessible at the LHC. This latter “nightmare” scenario has become more and more present in high-energy physicists’ minds after all negative results at Run I of the LHC, and represents the least we can learn from the LHC.

It is, however, too early to give up on naturalness. Since supersymmetry is a prime candidate for solving the hierarchy problem, the status of supersymmetric models should be investigated in light of the LHC results. This is not a trivial task since the minimal supersymmetric extension of the Standard Model, the MSSM, has more than 100 parameters, while hundreds of potentially relevant searches have been performed by the ATLAS, CMS and LHCb collaborations at the LHC. The interpretation of the positive and negative results obtained at the LHC during Run I and the interplay with other measurements (in particular related to dark matter) was the main focus of this PhD thesis. This was done in the context of supersymmetric models, but not only: effective parametrizations of new physics, applicable to a wide class of new physics models, were also considered. Throughout this thesis, a particular effort was made in order that the phenomenological work—made for experiments and theory to meet—can be reused by the whole community and applied to other new physics scenarios. This has been leading, in particular, to the development of public tools.

Starting with the positive results at the LHC, clearly the most important piece of news was the discovery on July 4th, 2012 of a Higgs boson with mass of about 125 GeV, nearly fifty years after its theoretical prediction. This was the subject of Chapter 2. In addition to representing the ultimate triumph of the SM, it sheds light on the hierarchy problem and opens up new ways of probing new physics. Indeed, the various measurements, reviewed in

Section 2.3, performed at the LHC on the observed Higgs boson constrain its couplings to SM particles as well as invisible and undetected decays. This can be used to constrain BSM physics with a modified Higgs sector and/or new particles coupling to the Higgs, the latter possibility inducing modifications to the loop-induced processes (mainly gluon fusion and the decay into two photons) or the opening of new decay modes.

The results, given in terms of signal strengths $\mu = \sigma/\sigma_{\text{SM}}$, have correlated systematic uncertainties which make it difficult to constrain models of new physics in a precise way from outside the experimental collaboration. Fortunately, the ATLAS and CMS collaborations systematically present results in the $(\mu(\text{ggF} + \text{ttH}, Y), \mu(\text{VBF} + \text{VH}, Y))$ plane, where the five production modes of the SM are grouped into just two effective modes (gluon fusion + associated production with top quarks, $\text{ggF} + \text{ttH}$, and vector boson fusion + associated production with a vector boson, $\text{VBF} + \text{VH}$) and where Y are the decay modes of the SM Higgs boson (currently $\gamma\gamma$, ZZ^* , WW^* , $b\bar{b}$, and $\tau\tau$). This information can be used directly to constrain a very wide class of new physics models, as was discussed in detail in Section 2.4.

These signal strengths in the theory space were the primary experimental input used in all studies presented in Chapter 2. In Sections 2.5 and 2.6, different scenarios with modified Higgs coupling strengths were tested. While an excess was observed in the diphoton channels in 2012, updated measurements using all data collected during Run I pointed to an SM-like Higgs boson. This had severe consequences on the allowed ranges of the reduced couplings in the different scenarios. The impact was illustrated in models with an extended Higgs sector, and the possibility of invisible and undetected decays was evaluated. Generic modifications to the couplings of the Higgs boson were also considered in the context of an effective field theory with dimension-6 operators, and confronted to LHC Higgs data in Section 2.7. This unraveled interesting interplays between Higgs and electroweak measurements (via the Peskin–Takeuchi S and T parameters and the triple gauge couplings). Probabilities were derived for the coefficients of the higher-dimensional operators, and the possibilities for having large deviations from the SM after Run I measurements were discussed.

In parallel to these studies focusing on generic new physics modifications to the properties of the observed Higgs boson, the impact of the LHC Higgs measurements on specific models of new physics was assessed, taking into account all other relevant experimental constraints (low-energy observables, searches for BSM particles and for dark matter). In Section 2.8, the phenomenological MSSM, a 19-dimensional parametrization of the weak-scale Lagrangian of the MSSM, was considered. In this work, a Bayesian approach was taken and we investigated how the latest LHC results on the properties of the 125 GeV Higgs state impact the probability distributions of the pMSSM parameters, masses and other observables. We found that the current LHC results on the Higgs boson have a significant impact on the posterior distributions of μ and $\tan\beta$ because of the SUSY radiative corrections to the bottom Yukawa coupling, which can be large for large $\tan\beta$. During this thesis, the parameter spaces of the two-Higgs-Doublet Models of Type I and II were also investigated in light of the LHC Higgs results and other constraints in Ref. [267].

In all these studies, a Higgs likelihood was defined to take into account the Higgs constraints. It was shown in Section 2.6 that the constraints from ATLAS, CMS and the Tevatron can be combined and the resulting likelihood expressed with a simple χ^2 formula, for which numerical values were given based on all experimental results up to the LHCP 2013 conference. This can directly be used as a good approximation to the full Higgs likelihood to

constrain a large variety of new physics models. It is however possible to build a better approximation to the Higgs likelihood, in particular based on the full likelihood information (instead of one or two likelihood contours) in the 2D plane $(\mu(\text{ggF} + \text{ttH}, Y), \mu(\text{VBF} + \text{VH}, Y))$, which is already provided by the experimental collaborations for some final states. This is the goal of *Lilith*, a tool for testing new physics models against the LHC Higgs data in a user-friendly way. A short presentation of *Lilith* is given in Section 2.9; the program is intended for public release in September 2014. Still, as Higgs measurements will become more and more precise new ways will have to be found for presenting the LHC Higgs results and using them to constrain new physics from outside the collaboration. Some thoughts on this matter are given in Section 2.10.

Let us now turn to the negative results in the search for new physics at the LHC. While the Higgs boson has been found, no sign of BSM physics was observed at Run I in spite of the large number of BSM searches performed by the ATLAS and CMS collaborations. Many of these searches are motivated by (R -parity conserving) supersymmetry, and target final states with transverse missing momentum. The implications of the negative results obtained in these searches, on the MSSM and possibly beyond, were the main focus of Chapter 3. For any given search, implications on new physics cannot be covered by the ATLAS or CMS collaboration, thus results are primarily given in terms of simplified model scenarios in the experimental publication. These simplified models are defined with only a few particle masses as free parameters, assuming that all other BSM particles are absent or too heavy to contribute to the signal. It is therefore challenging to evaluate the impact of these searches on all other, more complicated, scenarios.

A first possibility for constraining more generically new physics from these negative results is to consider every BSM signal as the superposition of different topologies contributing to the signal. The most simple topologies define simplified models on which constraints are known, either directly as upper limits on the cross section or as acceptance \times efficiency maps. These constitute two simplified model approaches, which were explained in Section 3.1. A comparison of these two ways of deriving limits on new physics from simplified models, and of the available tools built on these ideas, was given in Section 3.1. In Section 3.2 and 3.3 we used one of these tools, *SModelS*, to test scenarios with a supersymmetric dark matter candidate against the LHC SUSY searches. These BSM scenarios with a WIMP dark matter candidate are, in addition, challenged by the negative results in direct detection experiments.

First, the possibilities for having the neutralino as light as possible and a viable dark matter candidate within the general phenomenological MSSM were examined in Section 3.2. The Higgs constraints were also taken into account using the results from Section 2.6. We found that the upper bound on the relic density sets a lower bound on the neutralino mass of about 15 GeV. These very light neutralinos are a mixture of bino and higgsino, and come with rather light staus, but are put under strong pressure by the latest limits from direct direction experiments. LHC BSM searches were found to exclude already some parts of the parameter space, in particular from the searches for electroweak-ino pair production followed by stau-mediated decays. Finally, we found that sizable deviations are possible in the properties of the Higgs boson, from the decay into two neutralinos or from the stau contribution to diphoton decays. These represent good prospects for probing these light neutralino scenarios during Run II of the LHC.

Second, an alternative supersymmetric dark matter candidate, the mixed sneutrino, was

studied in Section 3.3. This was the first project of my PhD thesis; the results obtained in 2012 were updated with the most recent experimental results for this document. In this Bayesian study, we took special care to account for uncertainties arising from astrophysical parameters and from the quark contents of the nucleon, which have an impact on the results from direct detection experiments. We found that the discovery of a Higgs boson excludes a light sneutrino with mass below about 50 GeV, while heavier sneutrinos remain viable although a large portion of the parameter space is challenged by the negative results in the direct detection of dark matter. The limits from BSM searches at the LHC affect only marginally the considered scenarios, but light wino-like charginos may already be excluded by the results of analyses targeting slepton-pair production.

In the second part of Chapter 3, another approach for constraining new physics from the BSM LHC results was considered. Instead of relying on the decomposition into simplified models, the selection criteria used to discriminate signal from background in a given BSM search can be implemented and applied on event samples corresponding to the new physics scenario of interest. This is a more direct and powerful way of constraining new physics as it does not rely on the decomposition into simple topologies. In turn, it is dramatically slower and disk space-intensive than the simplified model approach as event samples need to be generated and handled for each tested signal. This approach was presented in detail in Section 3.4. Re-implementing analyses is a tedious and difficult task because non-collaboration members do not have access to the experimental data, nor the Monte Carlo event set simulated with an official collaboration detector simulation. Instead, we simulate detector effects with the public tool *Delphes*. This makes it necessary to validate the implementation of the analyses cuts with the information provided in the experimental publications.

While implementing searches for stops and sbottoms at the LHC in the *MadAnalysis 5* framework, it became evident that new developments were needed to handle multiple signal regions in a single analysis code without unnecessary duplications. This motivated us working on a new version of the *MadAnalysis 5* program, presented in Section 3.5. Moreover, we found it important that the work done for implementing the selection criteria and validating such a reimplementation be accessible to the whole community. This was the starting point of the public database of reimplemented analysis in the *MadAnalysis 5* framework, presented at the end of Section 3.4. In Sections 3.6 and 3.7, the implementation and validation of two SUSY analyses done during this thesis, and integrated to the public database, was presented. Hopefully, the growing number of validated reimplementations of LHC BSM analyses in the public database will be used to fully exploit the potential of these searches, and will also give useful feedback to the experiments on the impact of their searches.

The work done during this PhD thesis on the Higgs boson measurements on the one hand, and on the limits from BSM searches on the other hand, aimed at understanding where we stand with new physics at the TeV scale. It is, hopefully, useful in (developing tools for) assessing the impact of Run I of the LHC in a number of scenarios of new physics, in particular but not only on supersymmetric models. But the main, fundamental question remains open: does nature care about naturalness? If it is the case, a new golden age of particle physics might come at Run II of the LHC. If not, the LHC will only probe one order of magnitude in the scale of new physics for typical scenarios, which is tiny: there are still sixteen orders of magnitude to go between the TeV and the Planck scale. Let us hope nature will have a surprise for us in between, of the kind that can be discovered in our lifetimes.

Bibliography

- [1] D. J. Gross and F. Wilczek, *Ultraviolet Behavior of Nonabelian Gauge Theories*, *Phys.Rev.Lett.* **30** (1973) 1343–1346.
- [2] H. D. Politzer, *Reliable Perturbative Results for Strong Interactions?*, *Phys.Rev.Lett.* **30** (1973) 1346–1349.
- [3] D. Gross and F. Wilczek, *Asymptotically Free Gauge Theories. 1*, *Phys.Rev.* **D8** (1973) 3633–3652.
- [4] D. Gross and F. Wilczek, *Asymptotically Free Gauge Theories. 2*, *Phys.Rev.* **D9** (1974) 980–993.
- [5] E. Fermi, *An attempt of a theory of beta radiation. 1.*, *Z.Phys.* **88** (1934) 161–177.
- [6] R. Feynman and M. Gell-Mann, *Theory of Fermi interaction*, *Phys.Rev.* **109** (1958) 193–198.
- [7] S. Glashow, *Partial Symmetries of Weak Interactions*, *Nucl.Phys.* **22** (1961) 579–588.
- [8] S. Weinberg, *A Model of Leptons*, *Phys.Rev.Lett.* **19** (1967) 1264–1266.
- [9] A. Salam, *Weak and Electromagnetic Interactions*, *Conf.Proc.* **C680519** (1968) 367–377.
- [10] S. Glashow, J. Iliopoulos, and L. Maiani, *Weak Interactions with Lepton-Hadron Symmetry*, *Phys.Rev.* **D2** (1970) 1285–1292.
- [11] **Gargamelle Neutrino** Collaboration, F. Hasert et al., *Observation of Neutrino Like Interactions Without Muon Or Electron in the Gargamelle Neutrino Experiment*, *Phys.Lett.* **B46** (1973) 138–140.
- [12] **UA1** Collaboration, G. Arnison et al., *Experimental observation of isolated large transverse energy electrons with associated missing energy at $\sqrt{s} = 540$ GeV*, *Phys.Lett.* **B122** (1983) 103–116.
- [13] **UA1** Collaboration, G. Arnison et al., *Experimental observation of lepton pairs of invariant mass around 95 GeV/c² at the CERN SPS collider*, *Phys.Lett.* **B126** (1983) 398–410.

- [14] **UA2** Collaboration, M. Banner et al., *Observation of single isolated electrons of high transverse momentum in events with missing transverse energy at the CERN $\bar{p}p$ collider*, *Phys.Lett.* **B122** (1983) 476–485.
- [15] **UA2** Collaboration, P. Bagnaia et al., *Evidence for $Z^0 \rightarrow e^+e^-$ at the CERN $\bar{p}p$ collider*, *Phys.Lett.* **B129** (1983) 130–140.
- [16] F. Englert and R. Brout, *Broken Symmetry and the Mass of Gauge Vector Mesons*, *Phys.Rev.Lett.* **13** (1964) 321–323.
- [17] P. W. Higgs, *Broken symmetries, massless particles and gauge fields*, *Phys.Lett.* **12** (1964) 132–133.
- [18] P. W. Higgs, *Broken Symmetries and the Masses of Gauge Bosons*, *Phys.Rev.Lett.* **13** (1964) 508–509.
- [19] G. Guralnik, C. Hagen, and T. Kibble, *Global Conservation Laws and Massless Particles*, *Phys.Rev.Lett.* **13** (1964) 585–587.
- [20] P. W. Higgs, *Spontaneous Symmetry Breakdown without Massless Bosons*, *Phys.Rev.* **145** (1966) 1156–1163.
- [21] T. Kibble, *Symmetry breaking in nonAbelian gauge theories*, *Phys.Rev.* **155** (1967) 1554–1561.
- [22] Y. Nambu, *Axial vector current conservation in weak interactions*, *Phys.Rev.Lett.* **4** (1960) 380–382.
- [23] J. Goldstone, *Field Theories with Superconductor Solutions*, *Nuovo Cim.* **19** (1961) 154–164.
- [24] J. Goldstone, A. Salam, and S. Weinberg, *Broken Symmetries*, *Phys.Rev.* **127** (1962) 965–970.
- [25] N. Cabibbo, *Unitary Symmetry and Leptonic Decays*, *Phys.Rev.Lett.* **10** (1963) 531–533.
- [26] M. Kobayashi and T. Maskawa, *CP Violation in the Renormalizable Theory of Weak Interaction*, *Prog.Theor.Phys.* **49** (1973) 652–657.
- [27] **Super-Kamiokande** Collaboration, Y. Fukuda et al., *Neutrino induced upward stopping muons in Super-Kamiokande*, *Phys.Lett.* **B467** (1999) 185–193, [[hep-ex/9908049](#)].
- [28] B. Pontecorvo, *Mesonium and anti-mesonium*, *Sov.Phys.JETP* **6** (1957) 429.
- [29] Z. Maki, M. Nakagawa, and S. Sakata, *Remarks on the unified model of elementary particles*, *Prog.Theor.Phys.* **28** (1962) 870–880.

- [30] B. Pontecorvo, *Neutrino Experiments and the Problem of Conservation of Leptonic Charge*, *Sov.Phys.JETP* **26** (1968) 984–988.
- [31] L. Wolfenstein, *Parametrization of the Kobayashi-Maskawa Matrix*, *Phys.Rev.Lett.* **51** (1983) 1945.
- [32] A. Hocker, H. Lacker, S. Laplace, and F. Le Diberder, *A New approach to a global fit of the CKM matrix*, *Eur.Phys.J.* **C21** (2001) 225–259, [[hep-ph/0104062](#)].
- [33] http://ckmfitter.in2p3.fr/www/results/plots_moriond14/ckm_res_moriond14.html.
- [34] M. Ciuchini, G. D’Agostini, E. Franco, V. Lubicz, G. Martinelli, et al., *2000 CKM triangle analysis: A Critical review with updated experimental inputs and theoretical parameters*, *JHEP* **0107** (2001) 013, [[hep-ph/0012308](#)].
- [35] <http://www.utfit.org/UTfit/>.
- [36] **UTfit** Collaboration, M. Bona et al., *Model-independent constraints on $\Delta F = 2$ operators and the scale of new physics*, *JHEP* **0803** (2008) 049, [[arXiv:0707.0636](#)].
- [37] G. Isidori, Y. Nir, and G. Perez, *Flavor Physics Constraints for Physics Beyond the Standard Model*, *Ann.Rev.Nucl.Part.Sci.* **60** (2010) 355, [[arXiv:1002.0900](#)].
- [38] **MEG** Collaboration, J. Adam et al., *New constraint on the existence of the $\mu^+ \rightarrow e^+ \gamma$ decay*, *Phys.Rev.Lett.* **110** (2013), no. 20 201801, [[arXiv:1303.0754](#)].
- [39] **ACME** Collaboration, J. Baron et al., *Order of Magnitude Smaller Limit on the Electric Dipole Moment of the Electron*, *Science* **343** (2014), no. 6168 269–272, [[arXiv:1310.7534](#)].
- [40] **ATLAS** Collaboration, G. Aad et al., *Search for excited electrons and muons in $\sqrt{s}=8$ TeV proton-proton collisions with the ATLAS detector*, *New J.Phys.* **15** (2013) 093011, [[arXiv:1308.1364](#)].
- [41] **CMS** Collaboration, V. Khachatryan et al., *Search for excited quarks in the γ +jet final state in proton-proton collisions at $\sqrt{s} = 8$ TeV*, [arXiv:1406.5171](#).
- [42] **ALEPH, DELPHI, L3, OPAL, SLD, LEP Electroweak Working Group, SLD Electroweak Group, SLD Heavy Flavour Group** Collaboration, S. Schael et al., *Precision electroweak measurements on the Z resonance*, *Phys.Rept.* **427** (2006) 257–454, [[hep-ex/0509008](#)].
- [43] M. Baak, J. Cuth, J. Haller, A. Hoecker, R. Kogler, et al., *The global electroweak fit at NNLO and prospects for the LHC and ILC*, [arXiv:1407.3792](#).
- [44] **Muon G-2** Collaboration, G. Bennett et al., *Final Report of the Muon E821 Anomalous Magnetic Moment Measurement at BNL*, *Phys.Rev.* **D73** (2006) 072003, [[hep-ex/0602035](#)].

- [45] K. Hagiwara, R. Liao, A. D. Martin, D. Nomura, and T. Teubner, $(g-2)_\mu$ and $\alpha(M_Z^2)$ re-evaluated using new precise data, *J.Phys.* **G38** (2011) 085003, [[arXiv:1105.3149](#)].
- [46] M. Drees, R. Godbole, and P. Roy, *Theory and phenomenology of sparticles: An account of four-dimensional $N=1$ supersymmetry in high energy physics*. World Scientific, 2004.
- [47] S. P. Martin, *A Supersymmetry primer*, *Adv.Ser.Direct.High Energy Phys.* **21** (2010) 1–153, [[hep-ph/9709356](#)].
- [48] **EXO-200** Collaboration, J. Albert et al., *Search for Majorana neutrinos with the first two years of EXO-200 data*, *Nature* **510** (2014) 229–234, [[arXiv:1402.6956](#)].
- [49] C. Baker, D. Doyle, P. Geltenbort, K. Green, M. van der Grinten, et al., *An Improved experimental limit on the electric dipole moment of the neutron*, *Phys.Rev.Lett.* **97** (2006) 131801, [[hep-ex/0602020](#)].
- [50] M. Pospelov and A. Ritz, *Theta induced electric dipole moment of the neutron via QCD sum rules*, *Phys.Rev.Lett.* **83** (1999) 2526–2529, [[hep-ph/9904483](#)].
- [51] R. Peccei and H. R. Quinn, *CP Conservation in the Presence of Instantons*, *Phys.Rev.Lett.* **38** (1977) 1440–1443.
- [52] R. Peccei and H. R. Quinn, *Constraints Imposed by CP Conservation in the Presence of Instantons*, *Phys.Rev.* **D16** (1977) 1791–1797.
- [53] G. Bertone, D. Hooper, and J. Silk, *Particle dark matter: Evidence, candidates and constraints*, *Phys.Rept.* **405** (2005) 279–390, [[hep-ph/0404175](#)].
- [54] G. Bertone et al., *Particle dark matter: Observations, Models and Searches*. Cambridge University Press, 2010.
- [55] F. Zwicky, *Die Rotverschiebung von extragalaktischen Nebeln*, *Helv.Phys.Acta* **6** (1933) 110–127.
- [56] V. Rubin, N. Thonnard, and J. Ford, W.K., *Rotational properties of 21 SC galaxies with a large range of luminosities and radii, from NGC 4605 $/R = 4\text{kpc}/$ to UGC 2885 $/R = 122\text{kpc}/$* , *Astrophys.J.* **238** (1980) 471.
- [57] T. van Albada, J. N. Bahcall, K. Begeman, and R. Sancisi, *The Distribution of Dark Matter in the Spiral Galaxy NGC-3198*, *Astrophys.J.* **295** (1985) 305–313.
- [58] **Planck** Collaboration, P. Ade et al., *Planck 2013 results. XVI. Cosmological parameters*, [arXiv:1303.5076](#).
- [59] **WMAP** Collaboration, E. Komatsu et al., *Seven-Year Wilkinson Microwave Anisotropy Probe (WMAP) Observations: Cosmological Interpretation*, *Astrophys.J.Suppl.* **192** (2011) 18, [[arXiv:1001.4538](#)].

- [60] D. Clowe, A. Gonzalez, and M. Markevitch, *Weak lensing mass reconstruction of the interacting cluster 1E0657-558: Direct evidence for the existence of dark matter*, *Astrophys.J.* **604** (2004) 596–603, [astro-ph/0312273].
- [61] D. Clowe, M. Bradac, A. H. Gonzalez, M. Markevitch, S. W. Randall, et al., *A direct empirical proof of the existence of dark matter*, *Astrophys.J.* **648** (2006) L109–L113, [astro-ph/0608407].
- [62] A. Sakharov, *Violation of CP Invariance, c Asymmetry, and Baryon Asymmetry of the Universe*, *Pisma Zh.Eksp.Teor.Fiz.* **5** (1967) 32–35.
- [63] F. Csikor, Z. Fodor, and J. Heitger, *Endpoint of the hot electroweak phase transition*, *Phys.Rev.Lett.* **82** (1999) 21–24, [hep-ph/9809291].
- [64] **LEP Working Group for Higgs boson searches, ALEPH, DELPHI, L3, OPAL** Collaboration, R. Barate et al., *Search for the standard model Higgs boson at LEP*, *Phys.Lett.* **B565** (2003) 61–75, [hep-ex/0306033].
- [65] **BICEP2** Collaboration, P. Ade et al., *Detection of B-Mode Polarization at Degree Angular Scales by BICEP2*, *Phys.Rev.Lett.* **112** (2014) 241101, [arXiv:1403.3985].
- [66] S. R. Coleman and J. Mandula, *All Possible Symmetries of the S Matrix*, *Phys.Rev.* **159** (1967) 1251–1256.
- [67] R. Haag, J. T. Lopuszanski, and M. Sohnius, *All Possible Generators of Supersymmetries of the s Matrix*, *Nucl.Phys.* **B88** (1975) 257.
- [68] J. R. Ellis, S. Kelley, and D. V. Nanopoulos, *Probing the desert using gauge coupling unification*, *Phys.Lett.* **B260** (1991) 131–137.
- [69] U. Amaldi, W. de Boer, and H. Furstenau, *Comparison of grand unified theories with electroweak and strong coupling constants measured at LEP*, *Phys.Lett.* **B260** (1991) 447–455.
- [70] P. Langacker and M.-x. Luo, *Implications of precision electroweak experiments for M_t , ρ_0 , $\sin^2 \theta_W$ and grand unification*, *Phys.Rev.* **D44** (1991) 817–822.
- [71] C. Giunti, C. Kim, and U. Lee, *Running coupling constants and grand unification models*, *Mod.Phys.Lett.* **A6** (1991) 1745–1755.
- [72] H. Goldberg, *Constraint on the Photino Mass from Cosmology*, *Phys.Rev.Lett.* **50** (1983) 1419.
- [73] J. R. Ellis, J. Hagelin, D. V. Nanopoulos, K. A. Olive, and M. Srednicki, *Supersymmetric Relics from the Big Bang*, *Nucl.Phys.* **B238** (1984) 453–476.
- [74] S. Dimopoulos and D. W. Sutter, *The Supersymmetric flavor problem*, *Nucl.Phys.* **B452** (1995) 496–512, [hep-ph/9504415].

- [75] **MSSM Working Group** Collaboration, A. Djouadi et al., *The Minimal supersymmetric standard model: Group summary report*, [hep-ph/9901246](#).
- [76] A. Djouadi, *The Anatomy of electro-weak symmetry breaking. II. The Higgs bosons in the minimal supersymmetric model*, *Phys.Rept.* **459** (2008) 1–241, [[hep-ph/0503173](#)].
- [77] A. Djouadi, *Implications of the Higgs discovery for the MSSM*, [arXiv:1311.0720](#).
- [78] F. Brummer, S. Kraml, and S. Kulkarni, *Anatomy of maximal stop mixing in the MSSM*, *JHEP* **1208** (2012) 089, [[arXiv:1204.5977](#)].
- [79] **Super-Kamiokande** Collaboration, H. Nishino et al., *Search for Nucleon Decay into Charged Anti-lepton plus Meson in Super-Kamiokande I and II*, *Phys.Rev.* **D85** (2012) 112001, [[arXiv:1203.4030](#)].
- [80] G. R. Farrar and P. Fayet, *Phenomenology of the Production, Decay, and Detection of New Hadronic States Associated with Supersymmetry*, *Phys.Lett.* **B76** (1978) 575–579.
- [81] M. Papucci, J. T. Ruderman, and A. Weiler, *Natural SUSY Endures*, *JHEP* **1209** (2012) 035, [[arXiv:1110.6926](#)].
- [82] G. Jungman, M. Kamionkowski, and K. Griest, *Supersymmetric dark matter*, *Phys.Rept.* **267** (1996) 195–373, [[hep-ph/9506380](#)].
- [83] E. W. Kolb and M. S. Turner, *The Early Universe*, vol. 69. Frontiers in Physics, 1990.
- [84] P. Gondolo, J. Edsjo, P. Ullio, L. Bergstrom, M. Schelke, et al., *DarkSUSY: Computing supersymmetric dark matter properties numerically*, *JCAP* **0407** (2004) 008, [[astro-ph/0406204](#)].
- [85] A. Arbey and F. Mahmoudi, *SuperIso Relic: A Program for calculating relic density and flavor physics observables in Supersymmetry*, *Comput.Phys.Commun.* **181** (2010) 1277–1292, [[arXiv:0906.0369](#)].
- [86] A. Arbey and F. Mahmoudi, *SuperIso Relic v3.0: A program for calculating relic density and flavour physics observables: Extension to NMSSM*, *Comput.Phys.Commun.* **182** (2011) 1582–1583.
- [87] G. Belanger, F. Boudjema, A. Pukhov, and A. Semenov, *Dark matter direct detection rate in a generic model with micrOMEGAs 2.2*, *Comput.Phys.Commun.* **180** (2009) 747–767, [[arXiv:0803.2360](#)].
- [88] G. Belanger, F. Boudjema, A. Pukhov, and A. Semenov, *micrOMEGAs_3: A program for calculating dark matter observables*, *Comput.Phys.Commun.* **185** (2014) 960–985, [[arXiv:1305.0237](#)].
- [89] **LUX** Collaboration, D. Akerib et al., *First results from the LUX dark matter experiment at the Sanford Underground Research Facility*, [arXiv:1310.8214](#).

- [90] J. Billard, L. Strigari, and E. Figueroa-Feliciano, *Implication of neutrino backgrounds on the reach of next generation dark matter direct detection experiments*, *Phys.Rev.* **D89** (2014) 023524, [[arXiv:1307.5458](#)].
- [91] **Fermi-LAT** Collaboration, M. Ackermann et al., *Dark Matter Constraints from Observations of 25 Milky Way Satellite Galaxies with the Fermi Large Area Telescope*, *Phys.Rev.* **D89** (2014) 042001, [[arXiv:1310.0828](#)].
- [92] **IceCube** Collaboration, M. Aartsen et al., *The IceCube Neutrino Observatory Part IV: Searches for Dark Matter and Exotic Particles*, [arXiv:1309.7007](#).
- [93] **ATLAS** Collaboration, *Search for New Phenomena in Monojet plus Missing Transverse Momentum Final States using 10 fb⁻¹ of pp Collisions at $\sqrt{s} = 8$ TeV with the ATLAS detector at the LHC*, ATLAS-CONF-2012-147.
- [94] **CMS** Collaboration, *Search for new physics in monojet events in pp collisions at $\sqrt{s} = 8$ TeV*, CMS-PAS-EXO-12-048.
- [95] **CMS** Collaboration, *Search for Dark Matter and Large Extra Dimensions in the $\gamma + \cancel{E}_T$ final state in pp Collisions at $\sqrt{s} = 8$ TeV*, CMS-PAS-EXO-12-047.
- [96] **CMS** Collaboration, *Search for dark matter in the mono-lepton channel with pp collision events at $\sqrt{s} = 8$ TeV*, CMS-PAS-EXO-13-004.
- [97] H. Baer and X. Tata, *Dark matter and the LHC*, [arXiv:0805.1905](#).
- [98] H. Baer, K.-Y. Choi, J. E. Kim, and L. Roszkowski, *Non-thermal dark matter: supersymmetric axions and other candidates*, [arXiv:1407.0017](#).
- [99] **ATLAS** Collaboration, G. Aad et al., *Observation of a new particle in the search for the Standard Model Higgs boson with the ATLAS detector at the LHC*, *Phys.Lett.* **B716** (2012) 1–29, [[arXiv:1207.7214](#)].
- [100] **CMS** Collaboration, S. Chatrchyan et al., *Observation of a new boson at a mass of 125 GeV with the CMS experiment at the LHC*, *Phys.Lett.* **B716** (2012) 30–61, [[arXiv:1207.7235](#)].
- [101] M. S. Chanowitz, *Strong WW scattering at the end of the 90's: Theory and experimental prospects*, [hep-ph/9812215](#).
- [102] The LEP Electroweak Working Group, <http://lepewwg.web.cern.ch/LEPEWWG/>.
- [103] H. Flacher, M. Goebel, J. Haller, A. Hocker, K. Monig, et al., *Revisiting the Global Electroweak Fit of the Standard Model and Beyond with Gfitter*, *Eur.Phys.J.* **C60** (2009) 543–583, [[arXiv:0811.0009](#)].
- [104] M. Baak, M. Goebel, J. Haller, A. Hoecker, D. Kennedy, et al., *The Electroweak Fit of the Standard Model after the Discovery of a New Boson at the LHC*, *Eur.Phys.J.* **C72** (2012) 2205, [[arXiv:1209.2716](#)].

- [105] **CDF, D0** Collaboration, T. Aaltonen et al., *Higgs Boson Studies at the Tevatron*, *Phys.Rev.* **D88** (2013) 052014, [[arXiv:1303.6346](#)].
- [106] T. Hambye and K. Riesselmann, *Matching conditions and Higgs mass upper bounds revisited*, *Phys.Rev.* **D55** (1997) 7255–7262, [[hep-ph/9610272](#)].
- [107] G. Degrandi, S. Di Vita, J. Elias-Miro, J. R. Espinosa, G. F. Giudice, et al., *Higgs mass and vacuum stability in the Standard Model at NNLO*, *JHEP* **1208** (2012) 098, [[arXiv:1205.6497](#)].
- [108] D. Buttazzo, G. Degrandi, P. P. Giardino, G. F. Giudice, F. Sala, et al., *Investigating the near-criticality of the Higgs boson*, *JHEP* **1312** (2013) 089, [[arXiv:1307.3536](#)].
- [109] S. Alekhin, A. Djouadi, and S. Moch, *The top quark and Higgs boson masses and the stability of the electroweak vacuum*, *Phys.Lett.* **B716** (2012) 214–219, [[arXiv:1207.0980](#)].
- [110] A. Djouadi, *The Anatomy of electro-weak symmetry breaking. I: The Higgs boson in the standard model*, *Phys.Rept.* **457** (2008) 1–216, [[hep-ph/0503172](#)].
- [111] **LHC Higgs Cross Section Working Group** Collaboration, S. Heinemeyer et al., *Handbook of LHC Higgs Cross Sections: 3. Higgs Properties*, [arXiv:1307.1347](#).
- [112] J. Baglio and A. Djouadi, *Higgs production at the LHC*, *JHEP* **1103** (2011) 055, [[arXiv:1012.0530](#)].
- [113] C. Delaunay, T. Golling, G. Perez, and Y. Soreq, *Charming the Higgs*, [arXiv:1310.7029](#).
- [114] **ATLAS** Collaboration, *Physics at a High-Luminosity LHC with ATLAS (Update)*, ATL-PHYS-PUB-2012-004.
- [115] **CMS** Collaboration, *CMS at the High-Energy Frontier Contribution to the Update of the European Strategy for Particle Physics*, CMS-NOTE-2012-006.
- [116] **CMS** Collaboration, S. Chatrchyan et al., *Observation of a new boson with mass near 125 GeV in pp collisions at $\sqrt{s} = 7$ and 8 TeV*, *JHEP* **1306** (2013) 081, [[arXiv:1303.4571](#)].
- [117] **Particle Data Group** Collaboration, J. Beringer et al., *Review of Particle Physics (RPP)*, *Phys.Rev.* **D86** (2012) 010001.
- [118] M. Spira, *HIGLU and HDECAY: Programs for Higgs boson production at the LHC and Higgs boson decay widths*, *Nucl.Instrum.Meth.* **A389** (1997) 357–360, [[hep-ph/9610350](#)].
- [119] A. Djouadi, J. Kalinowski, and M. Spira, *HDECAY: A Program for Higgs boson decays in the standard model and its supersymmetric extension*, *Comput.Phys.Commun.* **108** (1998) 56–74, [[hep-ph/9704448](#)].

- [120] **ATLAS** Collaboration, G. Aad et al., *Measurement of the Higgs boson mass from the $H \rightarrow \gamma\gamma$ and $H \rightarrow ZZ^* \rightarrow 4\ell$ channels with the ATLAS detector using 25 fb⁻¹ of pp collision data*, [arXiv:1406.3827](#).
- [121] **CMS** Collaboration, *Precise determination of the mass of the Higgs boson and studies of the compatibility of its couplings with the standard model*, CMS-PAS-HIG-14-009.
- [122] **CMS** Collaboration, *Measurements of the properties of the new boson with a mass near 125 GeV*, CMS-PAS-HIG-13-005.
- [123] **ATLAS** Collaboration, *Combined measurements of the mass and signal strength of the Higgs-like boson with the ATLAS detector using up to 25 fb⁻¹ of proton-proton collision data*, ATLAS-CONF-2013-014.
- [124] **ATLAS** Collaboration, G. Aad et al., *Search for Higgs boson decays to a photon and a Z boson in pp collisions at $\sqrt{s}=7$ and 8 TeV with the ATLAS detector*, *Phys.Lett. B* **732** (2014) 8–27, [[arXiv:1402.3051](#)].
- [125] **CMS** Collaboration, S. Chatrchyan et al., *Search for a Higgs boson decaying into a Z and a photon in pp collisions at $\sqrt{s} = 7$ and 8 TeV*, *Phys.Lett. B* **726** (2013) 587–609, [[arXiv:1307.5515](#)].
- [126] **ATLAS** Collaboration, *Updated coupling measurements of the Higgs boson with the ATLAS detector using up to 25 fb⁻¹ of proton-proton collision data*, ATLAS-CONF-2014-009.
- [127] **ATLAS** Collaboration, G. Aad et al., *Evidence for the spin-0 nature of the Higgs boson using ATLAS data*, *Phys.Lett. B* **726** (2013) 120–144, [[arXiv:1307.1432](#)].
- [128] **CMS** Collaboration, S. Chatrchyan et al., *Study of the Mass and Spin-Parity of the Higgs Boson Candidate Via Its Decays to Z Boson Pairs*, *Phys.Rev.Lett.* **110** (2013) 081803, [[arXiv:1212.6639](#)].
- [129] **CMS** Collaboration, S. Chatrchyan et al., *Measurement of the properties of a Higgs boson in the four-lepton final state*, [arXiv:1312.5353](#).
- [130] **CMS** Collaboration, S. Chatrchyan et al., *Measurement of Higgs boson production and properties in the WW decay channel with leptonic final states*, *JHEP* **1401** (2014) 096, [[arXiv:1312.1129](#)].
- [131] **ATLAS** Collaboration, G. Aad et al., *Measurements of Higgs boson production and couplings in diboson final states with the ATLAS detector at the LHC*, *Phys.Lett. B* **726** (2013) 88–119, [[arXiv:1307.1427](#)].
- [132] **CMS** Collaboration, V. Khachatryan et al., *Observation of the diphoton decay of the Higgs boson and measurement of its properties*, [arXiv:1407.0558](#).

- [133] **ATLAS** Collaboration, *Evidence for Higgs Boson Decays to the $\tau^+\tau^-$ Final State with the ATLAS Detector*, ATLAS-CONF-2013-108.
- [134] **CMS** Collaboration, S. Chatrchyan et al., *Evidence for the 125 GeV Higgs boson decaying to a pair of τ leptons*, [arXiv:1401.5041](#).
- [135] **ATLAS** Collaboration, *Search for the $b\bar{b}$ decay of the Standard Model Higgs boson in associated (W/Z)H production with the ATLAS detector*, ATLAS-CONF-2013-079.
- [136] **CMS** Collaboration, S. Chatrchyan et al., *Search for the standard model Higgs boson produced in association with a W or a Z boson and decaying to bottom quarks*, *Phys.Rev.* **D89** (2014) 012003, [[arXiv:1310.3687](#)].
- [137] **CDF, D0** Collaboration, T. Aaltonen et al., *Evidence for a particle produced in association with weak bosons and decaying to a bottom-antibottom quark pair in Higgs boson searches at the Tevatron*, *Phys.Rev.Lett.* **109** (2012) 071804, [[arXiv:1207.6436](#)].
- [138] **ATLAS** Collaboration, *Search for the Standard Model Higgs boson produced in association with top quarks and decaying into $b\bar{b}$ in pp collisions at $\sqrt{s} = 8$ TeV with the ATLAS detector at the LHC*, ATLAS-CONF-2014-011.
- [139] **ATLAS** Collaboration, *Search for $H \rightarrow \gamma\gamma$ produced in association with top quarks and constraints on the top quark-Higgs boson Yukawa coupling using data taken at 7 TeV and 8 TeV with the ATLAS detector*, ATLAS-CONF-2014-043.
- [140] <https://twiki.cern.ch/twiki/bin/view/CMSPublic/ttHCombinationTWiki>.
- [141] **ATLAS** Collaboration, *Measurements of the properties of the Higgs-like boson in the two photon decay channel with the ATLAS detector using 25 fb⁻¹ of proton-proton collision data*, ATLAS-CONF-2013-012.
- [142] **ATLAS** Collaboration, *Measurements of the properties of the Higgs-like boson in the $WW^{(*)} \rightarrow \ell\nu\ell\nu$ decay channel with the ATLAS detector using 25 fb⁻¹ of proton-proton collision data*, ATLAS-CONF-2013-030.
- [143] **ATLAS** Collaboration, *Measurements of the properties of the Higgs-like boson in the four lepton decay channel with the ATLAS detector using 25 fb⁻¹ of proton-proton collision data*, ATLAS-CONF-2013-013.
- [144] M. E. Peskin and T. Takeuchi, *A New constraint on a strongly interacting Higgs sector*, *Phys.Rev.Lett.* **65** (1990) 964–967.
- [145] M. E. Peskin and T. Takeuchi, *Estimation of oblique electroweak corrections*, *Phys.Rev.* **D46** (1992) 381–409.
- [146] ATLAS full 2D likelihood for $H \rightarrow \gamma\gamma$, DOI: 10.7484/INSPIREHEP.DATA.A78C.HK44.

- [147] ATLAS full 2D likelihood for $H \rightarrow ZZ^*$, DOI: 10.7484/INSPIREHEP.DATA.RF5P.6M3K.
- [148] ATLAS full 2D likelihood for $H \rightarrow WW^*$, DOI: 10.7484/INSPIREHEP.DATA.26B4.TY5F.
- [149] **CMS** Collaboration, *Updated measurements of the Higgs boson at 125 GeV in the two photon decay channel*, CMS-PAS-HIG-13-001.
- [150] **CMS** Collaboration, *Properties of the Higgs-like boson in the decay $H \rightarrow ZZ \rightarrow 4\ell$ in pp collisions at $\sqrt{s} = 7$ and 8 TeV*, CMS-PAS-HIG-13-002.
- [151] **ATLAS** Collaboration, *Observation and study of the Higgs boson candidate in the two photon decay channel with the ATLAS detector at the LHC*, ATLAS-CONF-2012-168.
- [152] Status of the LHC and Experiments, CERN seminars, 13 Dec 2012, <http://indico.cern.ch/conferenceDisplay.py?confId=219381>.
- [153] **CMS** Collaboration, *Combination of standard model Higgs boson searches and measurements of the properties of the new boson with a mass near 125 GeV*, CMS-PAS-HIG-12-045.
- [154] Hadron Collider Physics Symposium 2012 (HCP 2012), 12–16 Nov. 2012, Kyoto, Japan, <http://www.icepp.s.u-tokyo.ac.jp/hcp2012/>.
- [155] **CMS** Collaboration, *Evidence for a new state decaying into two photons in the search for the standard model Higgs boson in pp collisions*, CMS-PAS-HIG-12-015.
- [156] G. Belanger, B. Dumont, U. Ellwanger, J. Gunion, and S. Kraml, *Higgs Couplings at the End of 2012*, *JHEP* **1302** (2013) 053, [[arXiv:1212.5244](#)].
- [157] D. Carmi, A. Falkowski, E. Kuflik, and T. Volansky, *Interpreting LHC Higgs Results from Natural New Physics Perspective*, *JHEP* **1207** (2012) 136, [[arXiv:1202.3144](#)].
- [158] A. Azatov, R. Contino, and J. Galloway, *Model-Independent Bounds on a Light Higgs*, *JHEP* **1204** (2012) 127, [[arXiv:1202.3415](#)].
- [159] J. Espinosa, C. Grojean, M. Muhlleitner, and M. Trott, *Fingerprinting Higgs Suspects at the LHC*, *JHEP* **1205** (2012) 097, [[arXiv:1202.3697](#)].
- [160] M. Klute, R. Lafaye, T. Plehn, M. Rauch, and D. Zerwas, *Measuring Higgs Couplings from LHC Data*, *Phys.Rev.Lett.* **109** (2012) 101801, [[arXiv:1205.2699](#)].
- [161] A. Azatov, S. Chang, N. Craig, and J. Galloway, *Higgs fits preference for suppressed down-type couplings: Implications for supersymmetry*, *Phys.Rev.* **D86** (2012) 075033, [[arXiv:1206.1058](#)].
- [162] D. Carmi, A. Falkowski, E. Kuflik, and T. Volansky, *Interpreting the Higgs*, *Frascati Phys.Ser.* **57** (2013) 315–322, [[arXiv:1206.4201](#)].

- [163] I. Low, J. Lykken, and G. Shaughnessy, *Have We Observed the Higgs (Imposter)?*, *Phys.Rev.* **D86** (2012) 093012, [arXiv:1207.1093].
- [164] T. Corbett, O. Eboli, J. Gonzalez-Fraile, and M. Gonzalez-Garcia, *Constraining anomalous Higgs interactions*, *Phys.Rev.* **D86** (2012) 075013, [arXiv:1207.1344].
- [165] P. P. Giardino, K. Kannike, M. Raidal, and A. Strumia, *Is the resonance at 125 GeV the Higgs boson?*, *Phys.Lett.* **B718** (2012) 469–474, [arXiv:1207.1347].
- [166] J. Ellis and T. You, *Global Analysis of the Higgs Candidate with Mass $\tilde{125}$ GeV*, *JHEP* **1209** (2012) 123, [arXiv:1207.1693].
- [167] M. Montull and F. Riva, *Higgs discovery: the beginning or the end of natural EWSB?*, *JHEP* **1211** (2012) 018, [arXiv:1207.1716].
- [168] J. Espinosa, C. Grojean, M. Muhlleitner, and M. Trott, *First Glimpses at Higgs' face*, *JHEP* **1212** (2012) 045, [arXiv:1207.1717].
- [169] D. Carmi, A. Falkowski, E. Kuflik, T. Volansky, and J. Zupan, *Higgs After the Discovery: A Status Report*, *JHEP* **1210** (2012) 196, [arXiv:1207.1718].
- [170] S. Banerjee, S. Mukhopadhyay, and B. Mukhopadhyaya, *New Higgs interactions and recent data from the LHC and the Tevatron*, *JHEP* **1210** (2012) 062, [arXiv:1207.3588].
- [171] F. Bonnet, T. Ota, M. Rauch, and W. Winter, *Interpretation of precision tests in the Higgs sector in terms of physics beyond the Standard Model*, *Phys.Rev.* **D86** (2012) 093014, [arXiv:1207.4599].
- [172] T. Plehn and M. Rauch, *Higgs Couplings after the Discovery*, *Europhys.Lett.* **100** (2012) 11002, [arXiv:1207.6108].
- [173] J. R. Espinosa, C. Grojean, V. Sanz, and M. Trott, *NSUSY fits*, *JHEP* **1212** (2012) 077, [arXiv:1207.7355].
- [174] D. Elander and M. Piai, *The decay constant of the holographic techni-dilaton and the 125 GeV boson*, *Nucl.Phys.* **B867** (2013) 779–809, [arXiv:1208.0546].
- [175] A. Djouadi, *Precision Higgs coupling measurements at the LHC through ratios of production cross sections*, *Eur.Phys.J.* **C73** (2013) 2498, [arXiv:1208.3436].
- [176] W. Altmannshofer, S. Gori, and G. D. Kribs, *A Minimal Flavor Violating 2HDM at the LHC*, *Phys.Rev.* **D86** (2012) 115009, [arXiv:1210.2465].
- [177] B. A. Dobrescu and J. D. Lykken, *Coupling spans of the Higgs-like boson*, *JHEP* **1302** (2013) 073, [arXiv:1210.3342].
- [178] S. Chang, S. K. Kang, J.-P. Lee, K. Y. Lee, S. C. Park, et al., *Comprehensive study of two Higgs doublet model in light of the new boson with mass around 125 GeV*, *JHEP* **1305** (2013) 075, [arXiv:1210.3439].

- [179] G. Moreau, *Constraining extra-fermion(s) from the Higgs boson data*, *Phys.Rev.* **D87** (2013) 015027, [[arXiv:1210.3977](#)].
- [180] G. Cacciapaglia, A. Deandrea, G. D. La Rochelle, and J.-B. Flament, *Higgs couplings beyond the Standard Model*, *JHEP* **1303** (2013) 029, [[arXiv:1210.8120](#)].
- [181] P. Bechtle, S. Heinemeyer, O. Stål, T. Stefaniak, G. Weiglein, et al., *MSSM Interpretations of the LHC Discovery: Light or Heavy Higgs?*, *Eur.Phys.J.* **C73** (2013) 2354, [[arXiv:1211.1955](#)].
- [182] T. Corbett, O. Eboli, J. Gonzalez-Fraile, and M. Gonzalez-Garcia, *Robust Determination of the Higgs Couplings: Power to the Data*, *Phys.Rev.* **D87** (2013) 015022, [[arXiv:1211.4580](#)].
- [183] E. Masso and V. Sanz, *Limits on Anomalous Couplings of the Higgs to Electroweak Gauge Bosons from LEP and LHC*, *Phys.Rev.* **D87** (2013), no. 3 033001, [[arXiv:1211.1320](#)].
- [184] A. Azatov and J. Galloway, *Electroweak Symmetry Breaking and the Higgs Boson: Confronting Theories at Colliders*, *Int.J.Mod.Phys.* **A28** (2013) 1330004, [[arXiv:1212.1380](#)].
- [185] P. P. Giardino, K. Kannike, I. Masina, M. Raidal, and A. Strumia, *The universal Higgs fit*, [arXiv:1303.3570](#).
- [186] A. Falkowski, F. Riva, and A. Urbano, *Higgs at last*, *JHEP* **1311** (2013) 111, [[arXiv:1303.1812](#)].
- [187] T. Alanne, S. Di Chiara, and K. Tuominen, *LHC Data and Aspects of New Physics*, *JHEP* **1401** (2014) 041, [[arXiv:1303.3615](#)].
- [188] A. Djouadi and G. Moreau, *The couplings of the Higgs boson and its CP properties from fits of the signal strengths and their ratios at the 7+8 TeV LHC*, [arXiv:1303.6591](#).
- [189] T. Corbett, O. Éboli, J. Gonzalez-Fraile, and M. Gonzalez-Garcia, *Determining Triple Gauge Boson Couplings from Higgs Data*, *Phys.Rev.Lett.* **111** (2013), no. 1 011801, [[arXiv:1304.1151](#)].
- [190] G. Cacciapaglia, A. Deandrea, G. D. La Rochelle, and J.-B. Flament, *Searching for a lighter Higgs: parametrisation and sample tests*, [arXiv:1311.5132](#).
- [191] P. Bechtle, S. Heinemeyer, O. Stål, T. Stefaniak, and G. Weiglein, *Probing the Standard Model with Higgs signal rates from the Tevatron, the LHC and a future ILC*, [arXiv:1403.1582](#).
- [192] J. Baglio, A. Djouadi, and R. Godbole, *The apparent excess in the Higgs to di-photon rate at the LHC: New Physics or QCD uncertainties?*, *Phys.Lett.* **B716** (2012) 203–207, [[arXiv:1207.1451](#)].

- [193] **ATLAS** Collaboration, *Coupling properties of the new Higgs-like boson observed with the ATLAS detector at the LHC*, ATLAS-CONF-2012-127.
- [194] J. R. Espinosa, M. Muhlleitner, C. Grojean, and M. Trott, *Probing for Invisible Higgs Decays with Global Fits*, *JHEP* **1209** (2012) 126, [arXiv:1205.6790].
- [195] J. F. Gunion, Y. Jiang, and S. Kraml, *Could two NMSSM Higgs bosons be present near 125 GeV?*, *Phys.Rev.* **D86** (2012) 071702, [arXiv:1207.1545].
- [196] P. Ferreira, R. Santos, H. E. Haber, and J. P. Silva, *Mass-degenerate Higgs bosons at 125 GeV in the two-Higgs-doublet model*, *Phys.Rev.* **D87** (2013), no. 5 055009, [arXiv:1211.3131].
- [197] J. F. Gunion, Y. Jiang, and S. Kraml, *Diagnosing Degenerate Higgs Bosons at 125 GeV*, *Phys.Rev.Lett.* **110** (2013) 051801, [arXiv:1208.1817].
- [198] **CMS** Collaboration, *Properties of the observed Higgs-like resonance decaying into two photons*, CMS-PAS-HIG-13-016.
- [199] **LHC Higgs Cross Section Working Group** Collaboration, A. David et al., *LHC HXSWG interim recommendations to explore the coupling structure of a Higgs-like particle*, arXiv:1209.0040.
- [200] M. Spira, A. Djouadi, D. Graudenz, and P. Zerwas, *Higgs boson production at the LHC*, *Nucl.Phys.* **B453** (1995) 17–82, [hep-ph/9504378].
- [201] M. Spira, *HIGLU: A program for the calculation of the total Higgs production cross-section at hadron colliders via gluon fusion including QCD corrections*, hep-ph/9510347.
- [202] **ATLAS** Collaboration, *Updated results and measurements of properties of the new Higgs-like particle in the four lepton decay channel with the ATLAS detector*, ATLAS-CONF-2012-169.
- [203] **ATLAS** Collaboration, *An update of combined measurements of the new Higgs-like boson with high mass resolution channels*, ATLAS-CONF-2012-170.
- [204] **ATLAS** Collaboration, *Update of the $H \rightarrow WW^{(*)} \rightarrow e\nu\mu\nu$ analysis with 13.0 fb⁻¹ of $\sqrt{s} = 8$ TeV data collected with the ATLAS detector*, ATLAS-CONF-2012-158.
- [205] **ATLAS** Collaboration, *Search for the Standard Model Higgs boson produced in association with a vector boson and decaying to bottom quarks with the ATLAS detector*, ATLAS-CONF-2012-161.
- [206] **ATLAS** Collaboration, *Search for the Standard Model Higgs boson in $H \rightarrow \tau^+\tau^-$ decays in proton-proton collisions with the ATLAS detector*, ATLAS-CONF-2012-160.
- [207] **CMS** Collaboration, *Updated results on the new boson discovered in the search for the standard model Higgs boson in the $H \rightarrow WW \rightarrow 4\ell$ channel in pp collisions at $\sqrt{s} = 7$ and 8 TeV*, CMS-PAS-HIG-12-041.

- [208] **CMS** Collaboration, *Search for SM Higgs in $WH \rightarrow WWW \rightarrow 3\ell 3\nu$* , CMS-PAS-HIG-12-039.
- [209] **CMS** Collaboration, *Evidence for a particle decaying to W^+W^- in the fully leptonic final state in a standard model Higgs boson search in pp collisions at the LHC*, CMS-PAS-HIG-12-042.
- [210] **CMS** Collaboration, *Search for the standard model Higgs boson produced in association with W or Z bosons, and decaying to bottom quarks*, CMS-PAS-HIG-12-044.
- [211] **CMS** Collaboration, *Search for Higgs boson production in association with a top quark pair in pp collisions*, CMS-PAS-HIG-12-025.
- [212] **CMS** Collaboration, *Search for the standard model Higgs boson decaying to tau pairs*, CMS-PAS-HIG-12-043.
- [213] **CMS** Collaboration, *Search for the standard model Higgs boson decaying to tau pairs produced in association with a W or Z boson*, CMS-PAS-HIG-12-051.
- [214] Aurelio Juste, *Standard Model Higgs boson searches at the Tevatron*, talk at HCP2012, 15 Nov. 2012, Kyoto, Japan, <http://kds.kek.jp/conferenceDisplay.py?confId=9237>.
- [215] Yuji Enari, *$H \rightarrow b\bar{b}$ from Tevatron*, talk at HCP2012, 14 Nov. 2012, Kyoto, Japan, <http://kds.kek.jp/conferenceDisplay.py?confId=10808>.
- [216] F. James and M. Roos, *Minuit: A System for Function Minimization and Analysis of the Parameter Errors and Correlations*, *Comput.Phys.Commun.* **10** (1975) 343–367.
- [217] S. Kraml, B. Allanach, M. Mangano, H. Prosper, S. Sekmen, et al., *Searches for New Physics: Les Houches Recommendations for the Presentation of LHC Results*, *Eur.Phys.J.* **C72** (2012) 1976, [[arXiv:1203.2489](https://arxiv.org/abs/1203.2489)].
- [218] <https://twiki.cern.ch/twiki/bin/view/LHCPhysics/CrossSections>.
- [219] A. de Roeck, private communication.
- [220] F. J. Petriello, *Kaluza-Klein effects on Higgs physics in universal extra dimensions*, *JHEP* **0205** (2002) 003, [[hep-ph/0204067](https://arxiv.org/abs/hep-ph/0204067)].
- [221] G. Belanger, A. Belyaev, M. Brown, M. Kakizaki, and A. Pukhov, *Testing Minimal Universal Extra Dimensions Using Higgs Boson Searches at the LHC*, *Phys.Rev.* **D87** (2013) 016008, [[arXiv:1207.0798](https://arxiv.org/abs/1207.0798)].
- [222] S. Biswas, E. Gabrielli, and B. Mele, *Single top and Higgs associated production as a probe of the Htt coupling sign at the LHC*, *JHEP* **1301** (2013) 088, [[arXiv:1211.0499](https://arxiv.org/abs/1211.0499)].

- [223] M. Farina, C. Grojean, F. Maltoni, E. Salvioni, and A. Thamm, *Lifting degeneracies in Higgs couplings using single top production in association with a Higgs boson*, *JHEP* **1305** (2013) 022, [[arXiv:1211.3736](#)].
- [224] A. Drozd, B. Grzadkowski, J. F. Gunion, and Y. Jiang, *Two-Higgs-Doublet Models and Enhanced Rates for a 125 GeV Higgs*, *JHEP* **1305** (2013) 072, [[arXiv:1211.3580](#)].
- [225] G. Branco, P. Ferreira, L. Lavoura, M. Rebelo, M. Sher, et al., *Theory and phenomenology of two-Higgs-doublet models*, *Phys.Rept.* **516** (2012) 1–102, [[arXiv:1106.0034](#)].
- [226] P. Teixeira-Dias, *Higgs boson searches at LEP*, *J.Phys.Conf.Ser.* **110** (2008) 042030, [[arXiv:0804.4146](#)].
- [227] D. Choudhury, R. Islam, and A. Kundu, *Anomalous Higgs Couplings as a Window to New Physics*, *Phys.Rev.* **D88** (2013), no. 1 013014, [[arXiv:1212.4652](#)].
- [228] G. Bhattacharyya, D. Das, and P. B. Pal, *Modified Higgs couplings and unitarity violation*, *Phys.Rev.* **D87** (2013) 011702, [[arXiv:1212.4651](#)].
- [229] G. Belanger, B. Dumont, U. Ellwanger, J. Gunion, and S. Kraml, *Status of invisible Higgs decays*, *Phys.Lett.* **B723** (2013) 340–347, [[arXiv:1302.5694](#)].
- [230] 48th Rencontres de Moriond, Electroweak Interactions and Unified Theories session, 2–9 Mar. 2012, La Thuile, Italy, <https://indico.in2p3.fr/conferenceDisplay.py?confId=7411>.
- [231] 48th Rencontres de Moriond, QCD and High Energy Interactions session, 9–16 Mar. 2013, La Thuile, Italy, <http://moriond.in2p3.fr/QCD/2013/MorQCD13Prog.html>.
- [232] G. Belanger, B. Dumont, U. Ellwanger, J. Gunion, and S. Kraml, *Global fit to Higgs signal strengths and couplings and implications for extended Higgs sectors*, *Phys.Rev.* **D88** (2013) 075008, [[arXiv:1306.2941](#)].
- [233] B. Dumont, *Higgs Couplings after Moriond*, [arXiv:1305.4635](#).
- [234] P. Bechtle, S. Heinemeyer, O. Stål, T. Stefaniak, and G. Weiglein, *HiggsSignals: Confronting arbitrary Higgs sectors with measurements at the Tevatron and the LHC*, *Eur.Phys.J.* **C74** (2014) 2711, [[arXiv:1305.1933](#)].
- [235] **ATLAS** Collaboration, *Combined coupling measurements of the Higgs-like boson with the ATLAS detector using up to 25 fb⁻¹ of proton-proton collision data*, ATLAS-CONF-2013-034.
- [236] **CMS** Collaboration, *Search for $t\bar{t}H$ production in events with $H \rightarrow \gamma\gamma$ at $\sqrt{s} = 8$ TeV collisions*, CMS-PAS-HIG-13-015.

- [237] **CMS** Collaboration, *Update on the search for the standard model Higgs boson in pp collisions at the LHC decaying to W^+W^- in the fully leptonic final state*, CMS-PAS-HIG-13-003.
- [238] **CMS** Collaboration, *Search for the Standard Model Higgs Boson in $WH \rightarrow WWW \rightarrow 3\ell 3\nu$ Decays*, CMS-PAS-HIG-13-009.
- [239] **CMS** Collaboration, *Search for the standard model Higgs boson produced in association with W or Z bosons, and decaying to bottom quarks (LHCP 2013)*, CMS-PAS-HIG-13-012.
- [240] **CMS** Collaboration, *Search for the Standard-Model Higgs boson decaying to tau pairs in proton-proton collisions at $\sqrt{s} = 7$ and 8 TeV*, CMS-PAS-HIG-13-004.
- [241] **ATLAS** Collaboration, *Search for invisible decays of a Higgs boson produced in association with a Z boson in ATLAS*, ATLAS-CONF-2013-011.
- [242] M. S. Carena, D. Garcia, U. Nierste, and C. E. Wagner, *Effective Lagrangian for the $\bar{t}bH^+$ interaction in the MSSM and charged Higgs phenomenology*, *Nucl.Phys.* **B577** (2000) 88–120, [[hep-ph/9912516](#)].
- [243] H. Eberl, K. Hidaka, S. Kraml, W. Majerotto, and Y. Yamada, *Improved SUSY QCD corrections to Higgs boson decays into quarks and squarks*, *Phys.Rev.* **D62** (2000) 055006, [[hep-ph/9912463](#)].
- [244] H. E. Logan and M.-A. Roy, *Higgs couplings in a model with triplets*, *Phys.Rev.* **D82** (2010) 115011, [[arXiv:1008.4869](#)].
- [245] A. Falkowski, S. Rychkov, and A. Urbano, *What if the Higgs couplings to W and Z bosons are larger than in the Standard Model?*, *JHEP* **1204** (2012) 073, [[arXiv:1202.1532](#)].
- [246] D. Zeppenfeld, R. Kinnunen, A. Nikitenko, and E. Richter-Was, *Measuring Higgs boson couplings at the CERN LHC*, *Phys.Rev.* **D62** (2000) 013009, [[hep-ph/0002036](#)].
- [247] A. Djouadi, R. Kinnunen, E. Richter-Was, H. Martyn, K. Assamagan, et al., *The Higgs working group: Summary report*, [hep-ph/0002258](#).
- [248] M. Duhrssen, S. Heinemeyer, H. Logan, D. Rainwater, G. Weiglein, et al., *Extracting Higgs boson couplings from CERN LHC data*, *Phys.Rev.* **D70** (2004) 113009, [[hep-ph/0406323](#)].
- [249] C. Burgess, M. Pospelov, and T. ter Veldhuis, *The Minimal model of nonbaryonic dark matter: A Singlet scalar*, *Nucl.Phys.* **B619** (2001) 709–728, [[hep-ph/0011335](#)].
- [250] S. Kanemura, S. Matsumoto, T. Nabeshima, and N. Okada, *Can WIMP Dark Matter overcome the Nightmare Scenario?*, *Phys.Rev.* **D82** (2010) 055026, [[arXiv:1005.5651](#)].

- [251] X.-G. He and J. Tandean, *Hidden Higgs Boson at the LHC and Light Dark Matter Searches*, *Phys.Rev.* **D84** (2011) 075018, [[arXiv:1109.1277](#)].
- [252] Y. Mambrini, *Higgs searches and singlet scalar dark matter: Combined constraints from XENON 100 and the LHC*, *Phys.Rev.* **D84** (2011) 115017, [[arXiv:1108.0671](#)].
- [253] P. J. Fox, R. Harnik, J. Kopp, and Y. Tsai, *Missing Energy Signatures of Dark Matter at the LHC*, *Phys.Rev.* **D85** (2012) 056011, [[arXiv:1109.4398](#)].
- [254] A. Djouadi, O. Lebedev, Y. Mambrini, and J. Quevillon, *Implications of LHC searches for Higgs-portal dark matter*, *Phys.Lett.* **B709** (2012) 65–69, [[arXiv:1112.3299](#)].
- [255] A. Djouadi, A. Falkowski, Y. Mambrini, and J. Quevillon, *Direct Detection of Higgs-Portal Dark Matter at the LHC*, *Eur.Phys.J.* **C73** (2013) 2455, [[arXiv:1205.3169](#)].
- [256] **XENON100** Collaboration, E. Aprile et al., *Dark Matter Results from 225 Live Days of XENON100 Data*, *Phys.Rev.Lett.* **109** (2012) 181301, [[arXiv:1207.5988](#)].
- [257] P. Junnarkar and A. Walker-Loud, *Scalar strange content of the nucleon from lattice QCD*, *Phys.Rev.* **D87** (2013), no. 11 114510, [[arXiv:1301.1114](#)].
- [258] C.-Y. Chen and S. Dawson, *Exploring Two Higgs Doublet Models Through Higgs Production*, *Phys.Rev.* **D87** (2013), no. 5 055016, [[arXiv:1301.0309](#)].
- [259] A. Celis, V. Ilisie, and A. Pich, *LHC constraints on two-Higgs doublet models*, *JHEP* **1307** (2013) 053, [[arXiv:1302.4022](#)].
- [260] B. Grinstein and P. Uttayarat, *Carving Out Parameter Space in Type-II Two Higgs Doublets Model*, *JHEP* **1306** (2013) 094, [[arXiv:1304.0028](#)].
- [261] B. Coleppa, F. Kling, and S. Su, *Constraining Type II 2HDM in Light of LHC Higgs Searches*, *JHEP* **1401** (2014) 161, [[arXiv:1305.0002](#)].
- [262] C.-Y. Chen, S. Dawson, and M. Sher, *Heavy Higgs Searches and Constraints on Two Higgs Doublet Models*, *Phys.Rev.* **D88** (2013) 015018, [[arXiv:1305.1624](#)].
- [263] O. Eberhardt, U. Nierste, and M. Wiebusch, *Status of the two-Higgs-doublet model of type II*, *JHEP* **1307** (2013) 118, [[arXiv:1305.1649](#)].
- [264] N. Craig, J. Galloway, and S. Thomas, *Searching for Signs of the Second Higgs Doublet*, [arXiv:1305.2424](#).
- [265] L. Maiani, A. Polosa, and V. Riquer, *Bounds to the Higgs Sector Masses in Minimal Supersymmetry from LHC Data*, *Phys.Lett.* **B724** (2013) 274–277, [[arXiv:1305.2172](#)].

- [266] **ATLAS** Collaboration, G. Aad et al., *Search for the neutral Higgs bosons of the Minimal Supersymmetric Standard Model in pp collisions at $\sqrt{s} = 7$ TeV with the ATLAS detector*, *JHEP* **1302** (2013) 095, [[arXiv:1211.6956](#)].
- [267] B. Dumont, J. F. Gunion, Y. Jiang, and S. Kraml, *Constraints on and future prospects for Two-Higgs-Doublet Models in light of the LHC Higgs signal*, [arXiv:1405.3584](#).
- [268] N. G. Deshpande and E. Ma, *Pattern of Symmetry Breaking with Two Higgs Doublets*, *Phys.Rev.* **D18** (1978) 2574.
- [269] E. Ma, *Verifiable radiative seesaw mechanism of neutrino mass and dark matter*, *Phys.Rev.* **D73** (2006) 077301, [[hep-ph/0601225](#)].
- [270] R. Barbieri, L. J. Hall, and V. S. Rychkov, *Improved naturalness with a heavy Higgs: An Alternative road to LHC physics*, *Phys.Rev.* **D74** (2006) 015007, [[hep-ph/0603188](#)].
- [271] L. Lopez Honorez, E. Nezri, J. F. Oliver, and M. H. Tytgat, *The Inert Doublet Model: An Archetype for Dark Matter*, *JCAP* **0702** (2007) 028, [[hep-ph/0612275](#)].
- [272] M. Krawczyk, D. Sokolowska, P. Swaczyna, and B. Swiezewska, *Constraining Inert Dark Matter by $R_{\gamma\gamma}$ and WMAP data*, *JHEP* **1309** (2013) 055, [[arXiv:1305.6266](#)].
- [273] B. Swiezewska, *Yukawa independent constraints for 2HDMs with a 125 GeV Higgs boson*, *Phys.Rev.* **D88** (2013) 055027, [[arXiv:1209.5725](#)].
- [274] A. Pierce and J. Thaler, *Natural Dark Matter from an Unnatural Higgs Boson and New Colored Particles at the TeV Scale*, *JHEP* **0708** (2007) 026, [[hep-ph/0703056](#)].
- [275] E. Lundstrom, M. Gustafsson, and J. Edsjo, *The Inert Doublet Model and LEP II Limits*, *Phys.Rev.* **D79** (2009) 035013, [[arXiv:0810.3924](#)].
- [276] A. Goudelis, B. Herrmann, and O. Stål, *Dark matter in the Inert Doublet Model after the discovery of a Higgs-like boson at the LHC*, *JHEP* **1309** (2013) 106, [[arXiv:1303.3010](#)].
- [277] A. Arhrib, R. Benbrik, and N. Gaur, *$H \rightarrow \gamma\gamma$ in Inert Higgs Doublet Model*, *Phys.Rev.* **D85** (2012) 095021, [[arXiv:1201.2644](#)].
- [278] M. Gustafsson, S. Rydbeck, L. Lopez-Honorez, and E. Lundstrom, *Status of the Inert Doublet Model and the Role of multileptons at the LHC*, *Phys.Rev.* **D86** (2012) 075019, [[arXiv:1206.6316](#)].
- [279] B. Swiezewska and M. Krawczyk, *Diphoton rate in the inert doublet model with a 125 GeV Higgs boson*, *Phys.Rev.* **D88** (2013), no. 3 035019, [[arXiv:1212.4100](#)].
- [280] B. Dumont, S. Fichet, and G. von Gersdorff, *A Bayesian view of the Higgs sector with higher dimensional operators*, *JHEP* **1307** (2013) 065, [[arXiv:1304.3369](#)].

- [281] W. Buchmuller and D. Wyler, *Effective Lagrangian Analysis of New Interactions and Flavor Conservation*, *Nucl.Phys.* **B268** (1986) 621–653.
- [282] B. Grzadkowski, M. Iskrzynski, M. Misiak, and J. Rosiek, *Dimension-Six Terms in the Standard Model Lagrangian*, *JHEP* **1010** (2010) 085, [[arXiv:1008.4884](#)].
- [283] H. Davoudiasl, S. Gopalakrishna, E. Ponton, and J. Santiago, *Warped 5-Dimensional Models: Phenomenological Status and Experimental Prospects*, *New J.Phys.* **12** (2010) 075011, [[arXiv:0908.1968](#)].
- [284] J. A. Cabrer, G. von Gersdorff, and M. Quiros, *Suppressing Electroweak Precision Observables in 5D Warped Models*, *JHEP* **1105** (2011) 083, [[arXiv:1103.1388](#)].
- [285] C. Arzt, M. Einhorn, and J. Wudka, *Patterns of deviation from the standard model*, *Nucl.Phys.* **B433** (1995) 41–66, [[hep-ph/9405214](#)].
- [286] A. V. Manohar and M. B. Wise, *Modifications to the properties of the Higgs boson*, *Phys.Lett.* **B636** (2006) 107–113, [[hep-ph/0601212](#)].
- [287] C. Grojean, E. E. Jenkins, A. V. Manohar, and M. Trott, *Renormalization Group Scaling of Higgs Operators and $\Gamma(h \rightarrow \gamma\gamma)$* , *JHEP* **1304** (2013) 016, [[arXiv:1301.2588](#)].
- [288] J. Elias-Mirás, J. Espinosa, E. Masso, and A. Pomarol, *Renormalization of dimension-six operators relevant for the Higgs decays $h \rightarrow \gamma\gamma, \gamma Z$* , *JHEP* **1308** (2013) 033, [[arXiv:1302.5661](#)].
- [289] C. Burgess, S. Godfrey, H. König, D. London, and I. Maksymyk, *Model independent global constraints on new physics*, *Phys.Rev.* **D49** (1994) 6115–6147, [[hep-ph/9312291](#)].
- [290] K. Hagiwara, R. Peccei, D. Zeppenfeld, and K. Hikasa, *Probing the Weak Boson Sector in $e^+e^- \rightarrow W^+W^-$* , *Nucl.Phys.* **B282** (1987) 253.
- [291] **Tevatron New Physics Higgs Working Group, CDF, D0 Collaboration**, *Updated Combination of CDF and D0 Searches for Standard Model Higgs Boson Production with up to 10.0 fb^{-1} of Data*, [arXiv:1207.0449](#).
- [292] **CMS Collaboration**, *Search for the standard model Higgs boson in the Z boson plus a photon channel in pp collisions at $\sqrt{s} = 7$ and 8 TeV*, CMS-PAS-HIG-13-006.
- [293] R. Barbieri, A. Pomarol, R. Rattazzi, and A. Strumia, *Electroweak symmetry breaking after LEP-1 and LEP-2*, *Nucl.Phys.* **B703** (2004) 127–146, [[hep-ph/0405040](#)].
- [294] **LEPEWWG/TGC/2005-01**, *A combination of results in charged triple gauge boson couplings measured by the LEP experiments*, http://lepewwg.web.cern.ch/LEPEWWG/lepww/tgc/2005/gc_pdg05.ps.
- [295] K. Hagiwara, Q. Li, and K. Mawatari, *Jet angular correlation in vector-boson fusion processes at hadron colliders*, *JHEP* **0907** (2009) 101, [[arXiv:0905.4314](#)].

- [296] Y. Gao, A. V. Gritsan, Z. Guo, K. Melnikov, M. Schulze, et al., *Spin determination of single-produced resonances at hadron colliders*, *Phys.Rev.* **D81** (2010) 075022, [[arXiv:1001.3396](#)].
- [297] D. Stolarski and R. Vega-Morales, *Directly Measuring the Tensor Structure of the Scalar Coupling to Gauge Bosons*, *Phys.Rev.* **D86** (2012) 117504, [[arXiv:1208.4840](#)].
- [298] J. S. Gainer, K. Kumar, I. Low, and R. Vega-Morales, *Improving the sensitivity of Higgs boson searches in the golden channel*, *JHEP* **1111** (2011) 027, [[arXiv:1108.2274](#)].
- [299] **ATLAS** Collaboration, G. Aad et al., *Expected Performance of the ATLAS Experiment - Detector, Trigger and Physics*, [arXiv:0901.0512](#).
- [300] W. Kilian, M. Kramer, and P. Zerwas, *Anomalous couplings in the Higgsstrahlung process*, *Phys.Lett.* **B381** (1996) 243–247, [[hep-ph/9603409](#)].
- [301] M. Farina, C. Grojean, and E. Salvioni, *(Dys)Zphilia or a custodial breaking Higgs at the LHC*, *JHEP* **1207** (2012) 012, [[arXiv:1205.0011](#)].
- [302] S. Alam, S. Dawson, and R. Szalapski, *Low-energy constraints on new physics revisited*, *Phys.Rev.* **D57** (1998) 1577–1590, [[hep-ph/9706542](#)].
- [303] R. Trotta, *Bayes in the sky: Bayesian inference and model selection in cosmology*, *Contemp.Phys.* **49** (2008) 71–104, [[arXiv:0803.4089](#)].
- [304] S. Fichet, *Quantified naturalness from Bayesian statistics*, *Phys.Rev.* **D86** (2012) 125029, [[arXiv:1204.4940](#)].
- [305] J. Press, *Subjective and Objective Bayesian Statistics: Principles, Models, and Applications, 2nd Edition*, Wiley series in Probability and Statistics.
- [306] E.T. Jaynes, *Prior probabilities*, *IEEE Transactions On Systems Science and Cybernetics*, vol. sec-4, no. 3, 1968, pp. 227-241.
- [307] B. Allanach and C. Lester, *Multi-dimensional mSUGRA likelihood maps*, *Phys.Rev.* **D73** (2006) 015013, [[hep-ph/0507283](#)].
- [308] A. Gelman and D. B. Rubin, *Inference from Iterative Simulation Using Multiple Sequences*, *Statist.Sci.* **7** (1992) 457–472.
- [309] M. Carena, S. Gori, N. R. Shah, C. E. Wagner, and L.-T. Wang, *Light Stau Phenomenology and the Higgs $\gamma\gamma$ Rate*, *JHEP* **1207** (2012) 175, [[arXiv:1205.5842](#)].
- [310] U. Ellwanger, *A Higgs boson near 125 GeV with enhanced di-photon signal in the NMSSM*, *JHEP* **1203** (2012) 044, [[arXiv:1112.3548](#)].
- [311] J. F. Gunion, Y. Jiang, and S. Kraml, *The Constrained NMSSM and Higgs near 125 GeV*, *Phys.Lett.* **B710** (2012) 454–459, [[arXiv:1201.0982](#)].

- [312] S. Kraml, *Implications of LHC Higgs results for supersymmetry*, *J.Phys.Conf.Ser.* **455** (2013) 012053.
- [313] A. Arbey, M. Battaglia, A. Djouadi, and F. Mahmoudi, *An update on the constraints on the phenomenological MSSM from the new LHC Higgs results*, *Phys.Lett.* **B720** (2013) 153–160, [[arXiv:1211.4004](#)].
- [314] A. Djouadi, L. Maiani, G. Moreau, A. Polosa, J. Quevillon, et al., *The post-Higgs MSSM scenario: Habemus MSSM?*, *Eur.Phys.J.* **C73** (2013) 2650, [[arXiv:1307.5205](#)].
- [315] M. Cahill-Rowley, J. Hewett, A. Ismail, and T. Rizzo, *Constraints on Higgs Properties and SUSY Partners in the pMSSM*, [arXiv:1308.0297](#).
- [316] CMS Collaboration, *Phenomenological MSSM interpretation of the CMS 2011 5 fb^{-1} results*, CMS-PAS-SUS-12-030.
- [317] CMS Collaboration, *Phenomenological MSSM interpretation of the CMS 7 and 8 TeV results*, CMS-PAS-SUS-13-020.
- [318] B. Dumont, J. F. Gunion, and S. Kraml, *The phenomenological MSSM in view of the 125 GeV Higgs data*, *Phys.Rev.* **D89** (2014) 055018, [[arXiv:1312.7027](#)].
- [319] B. Dumont, *Higgs coupling measurements and impact on the MSSM*, *PoS DIS2014* (2014) 128, [[arXiv:1407.0415](#)].
- [320] J. Camargo-Molina, B. O’Leary, W. Porod, and F. Staub, **Vevacious: A Tool For Finding The Global Minima Of One-Loop Effective Potentials With Many Scalars**, *Eur.Phys.J.* **C73** (2013) 2588, [[arXiv:1307.1477](#)].
- [321] B. Allanach, *SOFTSUSY: a program for calculating supersymmetric spectra*, *Comput.Phys.Commun.* **143** (2002) 305–331, [[hep-ph/0104145](#)].
- [322] F. Mahmoudi, *SuperIso v2.3: A Program for calculating flavor physics observables in Supersymmetry*, *Comput.Phys.Commun.* **180** (2009) 1579–1613, [[arXiv:0808.3144](#)].
- [323] G. Belanger, F. Boudjema, A. Pukhov, and A. Semenov, *MicrOMEGAs: A Program for calculating the relic density in the MSSM*, *Comput.Phys.Commun.* **149** (2002) 103–120, [[hep-ph/0112278](#)].
- [324] M. Muhlleitner, A. Djouadi, and Y. Mambrini, *SDECAY: A Fortran code for the decays of the supersymmetric particles in the MSSM*, *Comput.Phys.Commun.* **168** (2005) 46–70, [[hep-ph/0311167](#)].
- [325] P. Z. Skands, B. Allanach, H. Baer, C. Balazs, G. Belanger, et al., *SUSY Les Houches accord: Interfacing SUSY spectrum calculators, decay packages, and event generators*, *JHEP* **0407** (2004) 036, [[hep-ph/0311123](#)].
- [326] B. Allanach, C. Balazs, G. Belanger, M. Bernhardt, F. Boudjema, et al., *SUSY Les Houches Accord 2*, *Comput.Phys.Commun.* **180** (2009) 8–25, [[arXiv:0801.0045](#)].

- [327] **Heavy Flavor Averaging Group** Collaboration, Y. Amhis et al., *Averages of B-Hadron, C-Hadron, and tau-lepton properties as of early 2012*, [arXiv:1207.1158](#).
- [328] M. Misiak, H. Asatrian, K. Bieri, M. Czakon, A. Czarnecki, et al., *Estimate of $\mathcal{B}(\bar{B} \rightarrow X_s \gamma)$ at $\mathcal{O}(\alpha_s^2)$* , *Phys.Rev.Lett.* **98** (2007) 022002, [[hep-ph/0609232](#)].
- [329] **Heavy Flavor Averaging Group** Collaboration, Y. Amhis et al., HFAG update, May 2013, <http://www.slac.stanford.edu/xorg/hfag/rare/2013/rad11/OUTPUT/TABLES/rad11.pdf>.
- [330] **ATLAS, CMS, LHCb** Collaboration, *Search for the rare decays $B_{(s)}^0 \rightarrow \mu^+ \mu^-$ at the LHC with the ATLAS, CMS and LHCb experiments*, ATLAS-COM-CONF-2012-090, CMS-PAS-BPH-12-009, LHCb-CONF-2012-017.
- [331] A. Akeroyd, F. Mahmoudi, and D. M. Santos, *The decay $B_s \rightarrow \mu^+ \mu^-$: updated SUSY constraints and prospects*, *JHEP* **1112** (2011) 088, [[arXiv:1108.3018](#)].
- [332] **CMS, LHCb** Collaboration, *Combination of results on the rare decays $B_{(s)}^0 \rightarrow \mu^+ \mu^-$ from the CMS and LHCb experiments*, .
- [333] D. Stockinger, *The Muon Magnetic Moment and Supersymmetry*, *J.Phys.* **G34** (2007) R45–R92, [[hep-ph/0609168](#)].
- [334] **ATLAS, CMS** Collaboration, *Combination of ATLAS and CMS results on the mass of the top quark using up to 4.9 fb^{-1} of data*, ATLAS-CONF-2012-095, CMS-PAS-TOP-12-001.
- [335] **Tevatron Electroweak Working Group, CDF, D0** Collaboration, M. Muether et al., *Combination of CDF and DO results on the mass of the top quark using up to 8.7 fb^{-1} at the Tevatron*, [arXiv:1305.3929](#).
- [336] LEPSUSYWG, ALEPH, DELPHI, L3 and OPAL experiments. notes LEPSUSYWG/01-03.1, LEPSUSYWG/02-04.1, and LEPSUSYWG/04-01.1, <http://lepsusy.web.cern.ch/lepsusy/Welcome.html>.
- [337] **LHCb** Collaboration, R. Aaij et al., *First Evidence for the Decay $B_s^0 \rightarrow \mu^+ \mu^-$* , *Phys.Rev.Lett.* **110** (2013) 021801, [[arXiv:1211.2674](#)].
- [338] **CMS** Collaboration, *Search for MSSM Neutral Higgs Bosons Decaying to Tau Pairs in pp Collisions*, CMS-PAS-HIG-13-021.
- [339] J. F. Gunion and H. E. Haber, *Two-body Decays of Neutralinos and Charginos*, *Phys.Rev.* **D37** (1988) 2515.
- [340] C. Wymant, *Optimising Stop Naturalness*, *Phys.Rev.* **D86** (2012) 115023, [[arXiv:1208.1737](#)].

- [341] R. V. Harlander, S. Liebler, and H. Mantler, *SusHi: A program for the calculation of Higgs production in gluon fusion and bottom-quark annihilation in the Standard Model and the MSSM*, *Computer Physics Communications* **184** (2013) 1605–1617, [[arXiv:1212.3249](#)].
- [342] J. Bernon and B. Dumont, in preparation.
- [343] <http://lpsc.in2p3.fr/projects-th/lilith/>.
- [344] K. Arnold, M. Bahr, G. Bozzi, F. Campanario, C. Englert, et al., *VBFNLO: A Parton level Monte Carlo for processes with electroweak bosons*, *Comput.Phys.Commun.* **180** (2009) 1661–1670, [[arXiv:0811.4559](#)].
- [345] <http://iminuit.github.io/iminuit/>.
- [346] F. Boudjema, G. Cacciapaglia, K. Cranmer, G. Dissertori, A. Deandrea, et al., *On the presentation of the LHC Higgs Results*, [arXiv:1307.5865](#).
- [347] See the talks by Glen Cowan and Kyle Cranmer at the workshop on *Likelihoods for the LHC Searches*, CERN, 21–23 January 2013, <http://indico.cern.ch/conferenceDisplay.py?confId=218693>.
- [348] S. Dawson, A. Gritsan, H. Logan, J. Qian, C. Tully, et al., *Working Group Report: Higgs Boson*, [arXiv:1310.8361](#).
- [349] K. Cranmer, S. Kreiss, D. Lopez-Val, and T. Plehn, *A Novel Approach to Higgs Coupling Measurements*, [arXiv:1401.0080](#).
- [350] **ATLAS** Collaboration, G. Aad et al., *Measurements of fiducial and differential cross sections for Higgs boson production in the diphoton decay channel at $\sqrt{s} = 8$ TeV with ATLAS*, [arXiv:1407.4222](#).
- [351] **ATLAS** Collaboration, *Inclusive and differential fiducial cross sections of Higgs boson production measured in the $H \rightarrow ZZ^* \rightarrow 4\ell$ decay channel using $\sqrt{s} = 8$ TeV pp collision data recorded by the ATLAS detector*, ATLAS-CONF-2014-044.
- [352] K. Cranmer and I. Yavin, *RECAST: Extending the Impact of Existing Analyses*, *JHEP* **1104** (2011) 038, [[arXiv:1010.2506](#)].
- [353] **ATLAS** Collaboration, G. Aad et al., *Search for squarks and gluinos with the ATLAS detector in final states with jets and missing transverse momentum using $\sqrt{s} = 8$ TeV proton–proton collision data*, [arXiv:1405.7875](#).
- [354] **CMS** Collaboration, S. Chatrchyan et al., *Search for new physics in the multijet and missing transverse momentum final state in proton-proton collisions at $\sqrt{s} = 8$ TeV*, [arXiv:1402.4770](#).
- [355] **ATLAS** Collaboration, *A general search for new phenomena with the ATLAS detector in pp collisions at $\sqrt{s} = 8$ TeV*, ATLAS-CONF-2014-006.

- [356] <https://twiki.cern.ch/twiki/bin/view/AtlasPublic/SupersymmetryPublicResults>.
- [357] <https://twiki.cern.ch/twiki/bin/view/CMSPublic/PhysicsResultsSUS>.
- [358] <https://twiki.cern.ch/twiki/bin/view/AtlasPublic/ExoticsPublicResults>.
- [359] <https://twiki.cern.ch/twiki/bin/view/CMSPublic/PhysicsResultsEX0>.
- [360] S. Sekmen, S. Kraml, J. Lykken, F. Moortgat, S. Padhi, et al., *Interpreting LHC SUSY searches in the phenomenological MSSM*, *JHEP* **1202** (2012) 075, [[arXiv:1109.5119](#)].
- [361] CMS Collaboration, S. Chatrchyan et al., *Interpretation of Searches for Supersymmetry with simplified Models*, *Phys.Rev.* **D88** (2013), no. 5 052017, [[arXiv:1301.2175](#)].
- [362] ATLAS Collaboration, H. Okawa, *Interpretations of SUSY Searches in ATLAS with Simplified Models*, [arXiv:1110.0282](#).
- [363] ATLAS Collaboration, G. Aad et al., *Search for direct production of charginos, neutralinos and sleptons in final states with two leptons and missing transverse momentum in pp collisions at $\sqrt{s} = 8$ TeV with the ATLAS detector*, *JHEP* **1405** (2014) 071, [[arXiv:1403.5294](#)].
- [364] S. Kraml, S. Kulkarni, U. Laa, A. Lessa, W. Magerl, et al., *SModelS: a tool for interpreting simplified-model results from the LHC and its application to supersymmetry*, *Eur.Phys.J.* **C74** (2014) 2868, [[arXiv:1312.4175](#)].
- [365] M. Papucci, K. Sakurai, A. Weiler, and L. Zeune, *Fastlim: a fast LHC limit calculator*, [arXiv:1402.0492](#).
- [366] CMS Collaboration, V. Khachatryan et al., *Searches for electroweak production of charginos, neutralinos, and sleptons decaying to leptons and W, Z, and Higgs bosons in pp collisions at 8 TeV*, [arXiv:1405.7570](#).
- [367] <http://phystev.in2p3.fr/wiki/2013:groups:tools:slha>.
- [368] W. Beenakker, R. Hopker, and M. Spira, *PROSPINO: A Program for the production of supersymmetric particles in next-to-leading order QCD*, [hep-ph/9611232](#).
- [369] http://pauli.uni-muenster.de/~akule_01/nllwiki/index.php/NLL-fast.
- [370] J. Alwall, A. Ballestrero, P. Bartalini, S. Belov, E. Boos, et al., *A Standard format for Les Houches event files*, *Comput.Phys.Commun.* **176** (2007) 300–304, [[hep-ph/0609017](#)].
- [371] A. L. Read, *Presentation of search results: The CL_s technique*, *J.Phys.* **G28** (2002) 2693–2704.

- [372] **ATLAS** Collaboration, *Search for direct production of charginos and neutralinos in events with three leptons and missing transverse momentum in 21 fb⁻¹ of pp collisions at $\sqrt{s} = 8$ TeV with the ATLAS detector*, ATLAS-CONF-2013-035.
- [373] **ATLAS** Collaboration, *Searches for direct slepton-pair and chargino-pair production in final states with two opposite-sign leptons, missing transverse momentum and no jets in 20 fb⁻¹ of pp collisions at $\sqrt{s} = 8$ TeV with the ATLAS detector*, ATLAS-CONF-2013-049.
- [374] **ATLAS** Collaboration, *Search for chargino and neutralino production in final states with one lepton, two b-jets consistent with a Higgs boson, and missing transverse momentum with the ATLAS detector in 20.3 fb⁻¹ of $\sqrt{s} = 8$ TeV pp collisions*, ATLAS-CONF-2013-093.
- [375] **CoGeNT** Collaboration, C. Aalseth et al., *Results from a Search for Light-Mass Dark Matter with a P-type Point Contact Germanium Detector*, *Phys.Rev.Lett.* **106** (2011) 131301, [arXiv:1002.4703].
- [376] C. Aalseth, P. Barbeau, J. Colaresi, J. Collar, J. Diaz Leon, et al., *Search for an Annual Modulation in a P-type Point Contact Germanium Dark Matter Detector*, *Phys.Rev.Lett.* **107** (2011) 141301, [arXiv:1106.0650].
- [377] **DAMA** Collaboration, R. Bernabei et al., *First results from DAMA/LIBRA and the combined results with DAMA/NaI*, *Eur.Phys.J.* **C56** (2008) 333–355, [arXiv:0804.2741].
- [378] **CDMS** Collaboration, R. Agnese et al., *Silicon Detector Dark Matter Results from the Final Exposure of CDMS II*, *Phys.Rev.Lett.* **111** (2013) 251301, [arXiv:1304.4279].
- [379] G. Angloher, M. Bauer, I. Bavykina, A. Bento, C. Bucci, et al., *Results from 730 kg days of the CRESST-II Dark Matter Search*, *Eur.Phys.J.* **C72** (2012) 1971, [arXiv:1109.0702].
- [380] **XENON10** Collaboration, J. Angle et al., *A search for light dark matter in XENON10 data*, *Phys.Rev.Lett.* **107** (2011) 051301, [arXiv:1104.3088].
- [381] D. Hooper and T. Linden, *On The Origin Of The Gamma Rays From The Galactic Center*, *Phys.Rev.* **D84** (2011) 123005, [arXiv:1110.0006].
- [382] D. Hooper, *The Empirical Case For 10 GeV Dark Matter*, *Phys.Dark Univ.* **1** (2012) 1–23, [arXiv:1201.1303].
- [383] A. Berlin and D. Hooper, *Stringent Constraints On The Dark Matter Annihilation Cross Section From Subhalo Searches With The Fermi Gamma-Ray Space Telescope*, *Phys.Rev.* **D89** (2014) 016014, [arXiv:1309.0525].
- [384] D. Hooper and T. Plehn, *Supersymmetric dark matter: How light can the LSP be?*, *Phys.Lett.* **B562** (2003) 18–27, [hep-ph/0212226].

- [385] A. Bottino, N. Fornengo, and S. Scopel, *Light relic neutralinos*, *Phys.Rev.* **D67** (2003) 063519, [[hep-ph/0212379](#)].
- [386] G. Belanger, F. Boudjema, A. Cottrant, A. Pukhov, and S. Rosier-Lees, *Lower limit on the neutralino mass in the general MSSM*, *JHEP* **0403** (2004) 012, [[hep-ph/0310037](#)].
- [387] A. Bottino, F. Donato, N. Fornengo, and S. Scopel, *Lower bound on the neutralino mass from new data on CMB and implications for relic neutralinos*, *Phys.Rev.* **D68** (2003) 043506, [[hep-ph/0304080](#)].
- [388] A. Bottino, F. Donato, N. Fornengo, and S. Scopel, *Indirect signals from light neutralinos in supersymmetric models without gaugino mass unification*, *Phys.Rev.* **D70** (2004) 015005, [[hep-ph/0401186](#)].
- [389] H. K. Dreiner, S. Heinemeyer, O. Kittel, U. Langenfeld, A. M. Weber, et al., *Mass Bounds on a Very Light Neutralino*, *Eur.Phys.J.* **C62** (2009) 547–572, [[arXiv:0901.3485](#)].
- [390] L. Calibbi, T. Ota, and Y. Takanishi, *Light Neutralino in the MSSM: a playground for dark matter, flavor physics and collider experiments*, *JHEP* **1107** (2011) 013, [[arXiv:1104.1134](#)].
- [391] A. Arbey, M. Battaglia, and F. Mahmoudi, *Light Neutralino Dark Matter in the pMSSM: Implications of LEP, LHC and Dark Matter Searches on SUSY Particle Spectra*, *Eur.Phys.J.* **C72** (2012) 2169, [[arXiv:1205.2557](#)].
- [392] D. T. Cumberbatch, D. E. Lopez-Fogliani, L. Roszkowski, R. R. de Austri, and Y.-L. S. Tsai, *Is light neutralino as dark matter still viable?*, [arXiv:1107.1604](#).
- [393] E. Kuflik, A. Pierce, and K. M. Zurek, *Light Neutralinos with Large Scattering Cross Sections in the Minimal Supersymmetric Standard Model*, *Phys.Rev.* **D81** (2010) 111701, [[arXiv:1003.0682](#)].
- [394] D. Hooper, T. Plehn, and A. Vallinotto, *Neutralino Dark Matter and Trilepton Searches in the MSSM*, *Phys.Rev.* **D77** (2008) 095014, [[arXiv:0801.2539](#)].
- [395] D. A. Vasquez, G. Belanger, C. Boehm, A. Pukhov, and J. Silk, *Can neutralinos in the MSSM and NMSSM scenarios still be light?*, *Phys.Rev.* **D82** (2010) 115027, [[arXiv:1009.4380](#)].
- [396] A. V. Belikov, J. F. Gunion, D. Hooper, and T. M. Tait, *CoGeNT, DAMA, and Light Neutralino Dark Matter*, *Phys.Lett.* **B705** (2011) 82–86, [[arXiv:1009.0549](#)].
- [397] C. Boehm, P. S. B. Dev, A. Mazumdar, and E. Pukartas, *Naturalness of Light Neutralino Dark Matter in pMSSM after LHC, XENON100 and Planck Data*, *JHEP* **1306** (2013) 113, [[arXiv:1303.5386](#)].

- [398] T. Han, Z. Liu, and A. Natarajan, *Dark matter and Higgs bosons in the MSSM*, *JHEP* **1311** (2013) 008, [arXiv:1303.3040].
- [399] L. Calibbi, J. M. Lindert, T. Ota, and Y. Takanishi, *Cornering light Neutralino Dark Matter at the LHC*, *JHEP* **1310** (2013) 132, [arXiv:1307.4119].
- [400] A. Arbey, M. Battaglia, and F. Mahmoudi, *Supersymmetry with Light Dark Matter confronting the recent CDMS and LHC Results*, *Phys.Rev.* **D88** (2013) 095001, [arXiv:1308.2153].
- [401] G. Belanger, F. Boudjema, A. Cottrant, R. Godbole, and A. Semenov, *The MSSM invisible Higgs in the light of dark matter and g -2*, *Phys.Lett.* **B519** (2001) 93–102, [hep-ph/0106275].
- [402] D. Albornoz Vasquez, G. Belanger, R. Godbole, and A. Pukhov, *The Higgs boson in the MSSM in light of the LHC*, *Phys.Rev.* **D85** (2012) 115013, [arXiv:1112.2200].
- [403] G. Belanger, S. Biswas, C. Boehm, and B. Mukhopadhyaya, *Light Neutralino Dark Matter in the MSSM and Its Implication for LHC Searches for Staus*, *JHEP* **1212** (2012) 076, [arXiv:1206.5404].
- [404] **ATLAS** Collaboration, *Search for electroweak production of supersymmetric particles in final states with at least two hadronically decaying taus and missing transverse momentum with the ATLAS detector in proton-proton collisions at $\sqrt{s} = 8$ TeV*, ATLAS-CONF-2013-028.
- [405] G. Bélanger, G. Drieu La Rochelle, B. Dumont, R. M. Godbole, S. Kraml, et al., *LHC constraints on light neutralino dark matter in the MSSM*, *Phys.Lett.* **B726** (2013) 773–780, [arXiv:1308.3735].
- [406] A. Djouadi, J.-L. Kneur, and G. Moultaka, *SuSpect: A Fortran code for the supersymmetric and Higgs particle spectrum in the MSSM*, *Comput.Phys.Commun.* **176** (2007) 426–455, [hep-ph/0211331].
- [407] A. Belyaev, N. D. Christensen, and A. Pukhov, *CalcHEP 3.4 for collider physics within and beyond the Standard Model*, *Comput.Phys.Commun.* **184** (2013) 1729–1769, [arXiv:1207.6082].
- [408] **OPAL** Collaboration, G. Abbiendi et al., *Search for chargino and neutralino production at $\sqrt{s} = 192 - 209$ GeV at LEP*, *Eur.Phys.J.* **C35** (2004) 1–20, [hep-ex/0401026].
- [409] **CMS** Collaboration, *Search for MSSM Neutral Higgs Bosons Decaying to Tau Pairs in pp Collisions*, CMS-PAS-HIG-12-050.
- [410] M. Carena, S. Heinemeyer, O. Stål, C. Wagner, and G. Weiglein, *MSSM Higgs Boson Searches at the LHC: Benchmark Scenarios after the Discovery of a Higgs-like Particle*, *Eur.Phys.J.* **C73** (2013) 2552, [arXiv:1302.7033].

- [411] M. S. Carena, M. Olechowski, S. Pokorski, and C. Wagner, *Electroweak symmetry breaking and bottom - top Yukawa unification*, *Nucl.Phys.* **B426** (1994) 269–300, [[hep-ph/9402253](#)].
- [412] H. Leutwyler, *The Ratios of the light quark masses*, *Phys.Lett.* **B378** (1996) 313–318, [[hep-ph/9602366](#)].
- [413] A. Thomas, P. Shanahan, and R. Young, *Strangeness in the nucleon: what have we learned?*, *Nuovo Cim.* **C035N04** (2012) 3–10, [[arXiv:1202.6407](#)].
- [414] **Fermi-LAT** Collaboration, M. Ackermann et al., *Constraining Dark Matter Models from a Combined Analysis of Milky Way Satellites with the Fermi Large Area Telescope*, *Phys.Rev.Lett.* **107** (2011) 241302, [[arXiv:1108.3546](#)].
- [415] **CMS** Collaboration, *Search for electroweak production of charginos, neutralinos, and sleptons using leptonic final states in pp collisions at $\sqrt{s} = 8$ TeV*, CMS-PAS-SUS-12-022.
- [416] **CMS** Collaboration, *Search for electroweak production of charginos, neutralinos, and sleptons using leptonic final states in pp at $\sqrt{s} = 8$ TeV*, CMS-PAS-SUS-13-006.
- [417] N. Bozorgnia, R. Catena, and T. Schwetz, *Anisotropic dark matter distribution functions and impact on WIMP direct detection*, *JCAP* **1312** (2013) 050, [[arXiv:1310.0468](#)].
- [418] D. Ghosh, R. Godbole, M. Guchait, K. Mohan, and D. Sengupta, *Looking for an Invisible Higgs Signal at the LHC*, *Phys. Lett.* **B 725** (2013), no. issue 344, [[arXiv:1211.7015](#)].
- [419] N. Arkani-Hamed, L. J. Hall, H. Murayama, D. Tucker-Smith, and N. Weiner, *Small neutrino masses from supersymmetry breaking*, *Phys.Rev.* **D64** (2001) 115011, [[hep-ph/0006312](#)].
- [420] F. Borzumati and Y. Nomura, *Low scale seesaw mechanisms for light neutrinos*, *Phys.Rev.* **D64** (2001) 053005, [[hep-ph/0007018](#)].
- [421] B. Dumont, G. Belanger, S. Fichet, S. Kraml, and T. Schwetz, *Mixed sneutrino dark matter in light of the 2011 XENON and LHC results*, *JCAP* **1209** (2012) 013, [[arXiv:1206.1521](#)].
- [422] N. Bozorgnia, J. Herrero-Garcia, T. Schwetz, and J. Zupan, *Halo-independent methods for inelastic dark matter scattering*, *JCAP* **1307** (2013) 049, [[arXiv:1305.3575](#)].
- [423] N. Bozorgnia and T. Schwetz, *Is the effect of the Sun’s gravitational potential on dark matter particles observable?*, [arXiv:1405.2340](#).
- [424] G. Belanger, M. Kakizaki, E. Park, S. Kraml, and A. Pukhov, *Light mixed sneutrinos as thermal dark matter*, *JCAP* **1011** (2010) 017, [[arXiv:1008.0580](#)].

- [425] C. Arina and N. Fornengo, *Sneutrino cold dark matter, a new analysis: Relic abundance and detection rates*, *JHEP* **0711** (2007) 029, [[arXiv:0709.4477](#)].
- [426] K.-Y. Choi and O. Seto, *A Dirac right-handed sneutrino dark matter and its signature in the gamma-ray lines*, *Phys.Rev.* **D86** (2012) 043515, [[arXiv:1205.3276](#)].
- [427] D. Hooper, J. March-Russell, and S. M. West, *Asymmetric sneutrino dark matter and the $\Omega(b)$ / $\Omega(DM)$ puzzle*, *Phys.Lett.* **B605** (2005) 228–236, [[hep-ph/0410114](#)].
- [428] Z. Thomas, D. Tucker-Smith, and N. Weiner, *Mixed Sneutrinos, Dark Matter and the CERN LHC*, *Phys.Rev.* **D77** (2008) 115015, [[arXiv:0712.4146](#)].
- [429] G. Belanger, S. Kraml, and A. Lessa, *Light Sneutrino Dark Matter at the LHC*, *JHEP* **1107** (2011) 083, [[arXiv:1105.4878](#)].
- [430] C. Arina and M. E. Cabrera, *Multi-lepton signatures at LHC from sneutrino dark matter*, [arXiv:1311.6549](#).
- [431] G. Belanger, F. Boudjema, P. Brun, A. Pukhov, S. Rosier-Lees, et al., *Indirect search for dark matter with micrOMEGAs2.4*, *Comput.Phys.Commun.* **182** (2011) 842–856, [[arXiv:1004.1092](#)].
- [432] P. Bechtle, O. Brein, S. Heinemeyer, G. Weiglein, and K. E. Williams, *HiggsBounds: Confronting Arbitrary Higgs Sectors with Exclusion Bounds from LEP and the Tevatron*, *Comput.Phys.Commun.* **181** (2010) 138–167, [[arXiv:0811.4169](#)].
- [433] P. Bechtle, O. Brein, S. Heinemeyer, G. Weiglein, and K. E. Williams, *HiggsBounds 2.0.0: Confronting Neutral and Charged Higgs Sector Predictions with Exclusion Bounds from LEP and the Tevatron*, *Comput.Phys.Commun.* **182** (2011) 2605–2631, [[arXiv:1102.1898](#)].
- [434] C. McCabe, *The Astrophysical Uncertainties Of Dark Matter Direct Detection Experiments*, *Phys.Rev.* **D82** (2010) 023530, [[arXiv:1005.0579](#)].
- [435] R. Catena and P. Ullio, *A novel determination of the local dark matter density*, *JCAP* **1008** (2010) 004, [[arXiv:0907.0018](#)].
- [436] R. Catena and P. Ullio, *The local dark matter phase-space density and impact on WIMP direct detection*, *JCAP* **1205** (2012) 005, [[arXiv:1111.3556](#)].
- [437] J. Bovy and S. Tremaine, *On the local dark matter density*, *Astrophys.J.* **756** (2012) 89, [[arXiv:1205.4033](#)].
- [438] M. Weber and W. de Boer, *Determination of the Local Dark Matter Density in our Galaxy*, *Astron.Astrophys.* **509** (2010) A25, [[arXiv:0910.4272](#)].
- [439] P. Salucci, F. Nesti, G. Gentile, and C. Martins, *The dark matter density at the Sun’s location*, *Astron.Astrophys.* **523** (2010) A83, [[arXiv:1003.3101](#)].

- [440] A. Ghez, S. Salim, N. Weinberg, J. Lu, T. Do, et al., *Measuring Distance and Properties of the Milky Way's Central Supermassive Black Hole with Stellar Orbits*, *Astrophys.J.* **689** (2008) 1044–1062, [arXiv:0808.2870].
- [441] S. Gillessen, F. Eisenhauer, S. Trippe, T. Alexander, R. Genzel, et al., *Monitoring stellar orbits around the Massive Black Hole in the Galactic Center*, *Astrophys.J.* **692** (2009) 1075–1109, [arXiv:0810.4674].
- [442] S. E. Koposov, H.-W. Rix, and D. W. Hogg, *Constraining the Milky Way potential with a 6-D phase-space map of the GD-1 stellar stream*, *Astrophys.J.* **712** (2010) 260–273, [arXiv:0907.1085].
- [443] P. J. McMillan and J. J. Binney, *The uncertainty in Galactic parameters*, arXiv:0907.4685.
- [444] M. C. Smith, G. Ruchti, A. Helmi, R. Wyse, J. Fullbright, et al., *The RAVE Survey: Constraining the Local Galactic Escape Speed*, *Mon.Not.Roy.Astron.Soc.* **379** (2007) 755–772, [astro-ph/0611671].
- [445] **Tevatron Electroweak Working Group, CDF, D0 Collaboration**, *Combination of CDF and D0 Results on the Mass of the Top Quark Using Up to 5.6 fb⁻¹ of Data*, arXiv:1007.3178.
- [446] **Particle Data Group** Collaboration, K. Nakamura et al., *Review of particle physics*, *J.Phys.* **G37** (2010) 075021.
- [447] **XENON100** Collaboration, E. Aprile et al., *Dark Matter Results from 100 Live Days of XENON100 Data*, *Phys.Rev.Lett.* **107** (2011) 131302, [arXiv:1104.2549].
- [448] **CDMS-II** Collaboration, Z. Ahmed et al., *Results from a Low-Energy Analysis of the CDMS II Germanium Data*, *Phys.Rev.Lett.* **106** (2011) 131302, [arXiv:1011.2482].
- [449] **ATLAS** Collaboration, G. Aad et al., *Search for squarks and gluinos using final states with jets and missing transverse momentum with the ATLAS detector in $\sqrt{s} = 7$ TeV proton-proton collisions*, *Phys.Lett.* **B710** (2012) 67–85, [arXiv:1109.6572].
- [450] **CMS** Collaboration, *Search for supersymmetry with the razor variables*, CMS-PAS-SUS-11-008.
- [451] **Heavy Flavor Averaging Group** Collaboration, D. Asner et al., *Averages of b -hadron, c -hadron, and τ -lepton properties*, arXiv:1010.1589.
- [452] **CMS, LHCb** Collaboration, *Search for the rare decay $B_s^0 \rightarrow \mu^+ \mu^-$ at the LHC with the CMS and LHCb experiments*, CMS-PAS-BPH-11-019, LHCb-CONF-2011-047.
- [453] J. Kopp, T. Schwetz, and J. Zupan, *Light Dark Matter in the light of CRESST-II*, *JCAP* **1203** (2012) 001, [arXiv:1110.2721].

- [454] T. Schwetz and J. Zupan, *Dark Matter attempts for CoGeNT and DAMA*, *JCAP* **1108** (2011) 008, [[arXiv:1106.6241](#)].
- [455] J. Herrero-Garcia, T. Schwetz, and J. Zupan, *Astrophysics independent bounds on the annual modulation of dark matter signals*, *Phys.Rev.Lett.* **109** (2012) 141301, [[arXiv:1205.0134](#)].
- [456] **CDMS** Collaboration, Z. Ahmed et al., *Search for annual modulation in low-energy CDMS-II data*, [arXiv:1203.1309](#).
- [457] S. Yellin, *Finding an upper limit in the presence of unknown background*, *Phys.Rev.* **D66** (2002) 032005, [[physics/0203002](#)].
- [458] G. Bertone, D. G. Cerdeno, M. Fornasa, R. Ruiz de Austri, C. Strece, et al., *Global fits of the cMSSM including the first LHC and XENON100 data*, *JCAP* **1201** (2012) 015, [[arXiv:1107.1715](#)].
- [459] **CMS** Collaboration, *Search for Neutral Higgs Bosons Decaying to Tau Pairs in pp Collisions at $\sqrt{s} = 7$ TeV*, CMS-PAS-HIG-11-009.
- [460] **LHCb** Collaboration, R. Aaij et al., *Strong constraints on the rare decays $B_s \rightarrow \mu^+ \mu^-$ and $B^0 \rightarrow \mu^+ \mu^-$* , *Phys.Rev.Lett.* **108** (2012) 231801, [[arXiv:1203.4493](#)].
- [461] M. Davier, A. Hoecker, B. Malaescu, and Z. Zhang, *Reevaluation of the Hadronic Contributions to the Muon $g-2$ and to $\alpha(MZ)$* , *Eur.Phys.J.* **C71** (2011) 1515, [[arXiv:1010.4180](#)].
- [462] J. F. Navarro, C. S. Frenk, and S. D. White, *A Universal density profile from hierarchical clustering*, *Astrophys.J.* **490** (1997) 493–508, [[astro-ph/9611107](#)].
- [463] **PAMELA** Collaboration, O. Adriani et al., *PAMELA results on the cosmic-ray antiproton flux from 60 MeV to 180 GeV in kinetic energy*, *Phys.Rev.Lett.* **105** (2010) 121101, [[arXiv:1007.0821](#)].
- [464] D. Maurin, R. Taillet, and C. Combet, *Approximate formulae for exotic GCR anti-protons and anti-deuterons: Fluxes and astrophysical uncertainties*, *Phys.Rev.D* (2006) [[astro-ph/0609522](#)].
- [465] D. Maurin, F. Donato, R. Taillet, and P. Salati, *Cosmic rays below $z=30$ in a diffusion model: new constraints on propagation parameters*, *Astrophys.J.* **555** (2001) 585–596, [[astro-ph/0101231](#)].
- [466] F. Donato, D. Maurin, P. Salati, A. Barrau, G. Boudoul, et al., *Anti-protons from spallations of cosmic rays on interstellar matter*, *Astrophys.J.* **563** (2001) 172–184, [[astro-ph/0103150](#)].
- [467] G. Brooijmans, B. Gripaios, F. Moortgat, J. Santiago, P. Skands, et al., *Les Houches 2011: Physics at TeV Colliders New Physics Working Group Report*, [arXiv:1203.1488](#).

- [468] D. Feldman, Z. Liu, and P. Nath, *PAMELA Positron Excess as a Signal from the Hidden Sector*, *Phys.Rev.* **D79** (2009) 063509, [arXiv:0810.5762].
- [469] M. Ibe, H. Murayama, and T. Yanagida, *Breit-Wigner Enhancement of Dark Matter Annihilation*, *Phys.Rev.* **D79** (2009) 095009, [arXiv:0812.0072].
- [470] X.-J. Bi, X.-G. He, and Q. Yuan, *Parameters in a class of leptophilic models from PAMELA, ATIC and FERMI*, *Phys.Lett.* **B678** (2009) 168–173, [arXiv:0903.0122].
- [471] D. Albornoz Vasquez, G. Belanger, and C. Boehm, *Astrophysical limits on light NMSSM neutralinos*, *Phys.Rev.* **D84** (2011) 095008, [arXiv:1107.1614].
- [472] G. Brooijmans, R. Contino, B. Fuks, F. Moortgat, P. Richardson, et al., *Les Houches 2013: Physics at TeV Colliders: New Physics Working Group Report*, arXiv:1405.1617.
- [473] E. Conte, B. Fuks, and G. Serret, *MadAnalysis 5, A User-Friendly Framework for Collider Phenomenology*, *Comput.Phys.Commun.* **184** (2013) 222–256, [arXiv:1206.1599].
- [474] E. Conte and B. Fuks, *MadAnalysis 5: status and new developments*, arXiv:1309.7831.
- [475] E. Conte, B. Dumont, B. Fuks, and C. Wymant, *Designing and recasting LHC analyses with MadAnalysis 5*, arXiv:1405.3982.
- [476] <http://www.physics.ucdavis.edu/~conway/research/software/pgs/pgs4-general.htm>.
- [477] **DELPHES 3** Collaboration, J. de Favereau et al., *DELPHES 3, A modular framework for fast simulation of a generic collider experiment*, *JHEP* **1402** (2014) 057, [arXiv:1307.6346].
- [478] **ATLAS** Collaboration, *Electron efficiency measurements with the ATLAS detector using the 2012 LHC proton-proton collision data*, ATLAS-CONF-2014-032.
- [479] **CMS** Collaboration, S. Chatrchyan et al., *Search for top-squark pair production in the single-lepton final state in pp collisions at $\sqrt{s} = 8$ TeV*, *Eur.Phys.J.* **C73** (2013) 2677, [arXiv:1308.1586].
- [480] <https://twiki.cern.ch/twiki/bin/view/LHCPhysics/SUSYCrossSections>.
- [481] **LHC Higgs Combination Group, ATLAS, CMS** Collaboration, *Procedure for the LHC Higgs boson search combination in Summer 2011*, ATL-PHYS-PUB-2011-11, CMS NOTE-2011/005.
- [482] B. Dumont, B. Fuks, S. Kraml, S. Bein, G. Chalons, et al., *Towards a public analysis database for LHC new physics searches using MadAnalysis 5*, arXiv:1407.3278.
- [483] <http://madanalysis.irmp.ucl.ac.be/wiki/PhysicsAnalysisDatabase>.

- [484] <http://www.datacite.org>.
- [485] <http://cepa.fnal.gov/psm/stdhep/c++/>.
- [486] M. Dobbs and J. B. Hansen, *The HepMC C++ Monte Carlo event record for High Energy Physics*, *Comput.Phys.Commun.* **134** (2001) 41–46.
- [487] M. Drees, H. Dreiner, D. Schmeier, J. Tattersall, and J. S. Kim, *CheckMATE: Confronting your Favourite New Physics Model with LHC Data*, [arXiv:1312.2591](https://arxiv.org/abs/1312.2591).
- [488] J. Alwall, M. Herquet, F. Maltoni, O. Mattelaer, and T. Stelzer, *MadGraph 5 : Going Beyond*, *JHEP* **1106** (2011) 128, [[arXiv:1106.0522](https://arxiv.org/abs/1106.0522)].
- [489] H. Plothow-Besch, *PDFLIB: A Library of all available parton density functions of the nucleon, the pion and the photon and the corresponding α_s calculations*, *Comput.Phys.Commun.* **75** (1993) 396–416.
- [490] W. Giele, E. N. Glover, I. Hinchliffe, J. Huston, E. Laenen, et al., *The QCD / SM working group: Summary report*, [hep-ph/0204316](https://arxiv.org/abs/hep-ph/0204316).
- [491] E. Boos, M. Dobbs, W. Giele, I. Hinchliffe, J. Huston, et al., *Generic user process interface for event generators*, [hep-ph/0109068](https://arxiv.org/abs/hep-ph/0109068).
- [492] <http://www.jthaler.net/olympicswiki/>.
- [493] R. Brun and F. Rademakers, *ROOT: An object oriented data analysis framework*, *Nucl.Instrum.Meth.* **A389** (1997) 81–86.
- [494] L. Randall and D. Tucker-Smith, *Dijet Searches for Supersymmetry at the LHC*, *Phys.Rev.Lett.* **101** (2008) 221803, [[arXiv:0806.1049](https://arxiv.org/abs/0806.1049)].
- [495] C. Lester and D. Summers, *Measuring masses of semiinvisibly decaying particles pair produced at hadron colliders*, *Phys.Lett.* **B463** (1999) 99–103, [[hep-ph/9906349](https://arxiv.org/abs/hep-ph/9906349)].
- [496] H.-C. Cheng and Z. Han, *Minimal Kinematic Constraints and m_{T2}* , *JHEP* **0812** (2008) 063, [[arXiv:0810.5178](https://arxiv.org/abs/0810.5178)].
- [497] Y. Bai, H.-C. Cheng, J. Gallicchio, and J. Gu, *Stop the Top Background of the Stop Search*, *JHEP* **1207** (2012) 110, [[arXiv:1203.4813](https://arxiv.org/abs/1203.4813)].
- [498] <https://twiki.cern.ch/twiki/bin/view/CMSPublic/PhysicsResultsSUS13011>.
- [499] CMS Collaboration, S. Chatrchyan et al., *Search for new physics in events with same-sign dileptons and jets in pp collisions at $\sqrt{s} = 8$ TeV*, *JHEP* **1401** (2014) 163, [[arXiv:1311.6736](https://arxiv.org/abs/1311.6736)].
- [500] T. Sjostrand, S. Mrenna, and P. Z. Skands, *PYTHIA 6.4 Physics and Manual*, *JHEP* **0605** (2006) 026, [[hep-ph/0603175](https://arxiv.org/abs/hep-ph/0603175)].

- [501] M. Kramer, A. Kulesza, R. van der Leeuw, M. Mangano, S. Padhi, et al., *Supersymmetry production cross sections in pp collisions at $\sqrt{s} = 7$ TeV*, [arXiv:1206.2892](#).
- [502] <https://twiki.cern.ch/twiki/bin/view/LHCPhysics/SUSYCrossSections>.
- [503] B. Dumont, B. Fuks, and C. Wymant, *MadAnalysis 5 implementation of CMS-SUS-13-011: search for stops in the single lepton final state at 8 TeV*, <https://inspirehep.net/record/1301484>, DOI: 10.7484/INSPIREHEP.DATA.LR5T.2RR3.
- [504] M. Bahr, S. Gieseke, M. Gigg, D. Grellscheid, K. Hamilton, et al., *Herwig++ Physics and Manual*, *Eur.Phys.J.* **C58** (2008) 639–707, [[arXiv:0803.0883](#)].
- [505] B. Fuks, M. Klasen, D. R. Lamprea, and M. Rothering, *Gaugino production in proton-proton collisions at a center-of-mass energy of 8 TeV*, *JHEP* **1210** (2012) 081, [[arXiv:1207.2159](#)].
- [506] B. Fuks, M. Klasen, D. R. Lamprea, and M. Rothering, *Precision predictions for electroweak superpartner production at hadron colliders with Resummino*, *Eur.Phys.J.* **C73** (2013) 2480, [[arXiv:1304.0790](#)].
- [507] B. Fuks, M. Klasen, D. R. Lamprea, and M. Rothering, *Revisiting slepton pair production at the Large Hadron Collider*, *JHEP* **1401** (2014) 168, [[arXiv:1310.2621](#)].
- [508] B. Dumont, *MadAnalysis 5 implementation of ATLAS-SUSY-2013-11: di-leptons plus MET*, <http://inspirehep.net/record/1326686>, DOI: 10.7484/INSPIREHEP.DATA.HLMR.T56W.2.

Two major problems call for an extension of the Standard Model (SM): the hierarchy problem in the Higgs sector and the dark matter in the Universe. The discovery of a Higgs boson with mass of about 125 GeV was clearly the most significant piece of news from CERN's Large Hadron Collider (LHC). In addition to representing the ultimate triumph of the SM, it shed new light on the hierarchy problem and opened up new ways of probing new physics. The various measurements performed at Run I of the LHC constrain the Higgs couplings to SM particles as well as invisible and undetected decays. In this thesis, the impact of the LHC Higgs results on various new physics scenarios is assessed, carefully taking into account uncertainties and correlations between them. Generic modifications of the Higgs coupling strengths, possibly arising from extended Higgs sectors or higher-dimensional operators, are considered. Furthermore, specific new physics models are tested. This includes, in particular, the phenomenological Minimal Supersymmetric Standard Model. While a Higgs boson has been found, no sign of beyond the SM physics was observed at Run I of the LHC in spite of the large number of searches performed by the ATLAS and CMS collaborations. The implications of the negative results obtained in these searches constitute another important part of this thesis. First, supersymmetric models with a dark matter candidate are investigated in light of the negative searches for supersymmetry at the LHC using a so-called "simplified model" approach. Second, tools using simulated events to constrain any new physics scenario from the LHC results are presented. Moreover, during this thesis the selection criteria of several beyond the SM analyses have been reimplemented in the **MadAnalysis 5** framework and made available in a public database.

Deux problèmes majeurs requièrent une extension du Modèle Standard (MS) : le problème de hiérarchie dans le secteur de Higgs, et la matière noire de notre Univers. La découverte d'un boson de Higgs avec une masse d'environ 125 GeV est clairement l'événement majeur en provenance du Large Hadron Collider (LHC) du CERN. Cela représente le triomphe définitif du MS, mais cela met également en lumière le problème de hiérarchie et ouvre de nouvelles voies pour sonder la nouvelle physique. Les différentes mesures effectuées pendant le run I du LHC contraignent les couplages du Higgs aux particules du MS ainsi que les désintégrations invisibles et non-détectées. Dans cette thèse, l'impact des résultats sur le boson de Higgs au LHC est étudié dans le cadre de différents modèles de nouvelle physique, en prenant soigneusement en compte les incertitudes et leurs corrélations. Des modifications génériques à la force des couplages du Higgs (pouvant provenir de secteurs de Higgs étendus ou d'opérateurs de dimension supérieure) sont étudiées. De plus, des modèles de nouvelle physique spécifiques sont testés, notamment, mais pas seulement, le Modèle Standard Supersymétrique Minimal phénoménologique. Alors qu'un boson de Higgs a été trouvé, il n'y a toutefois nulle trace de physique au-delà du MS au run I du LHC en dépit du grand nombre de recherches effectuées par les collaborations ATLAS et CMS. Les conséquences des résultats négatifs obtenus lors de ces recherches constituent un autre volet important de cette thèse. Tout d'abord, des modèles supersymétriques avec un candidat à la matière noire sont étudiés à la lumière des résultats négatifs dans les recherches de supersymétrie au LHC, en utilisant une approche basée sur les « modèles simplifiés ». Ensuite, des outils pour contraindre un modèle de nouvelle physique quelconque à partir des résultats du LHC et d'événements simulés sont présentés. De plus, au cours de cette thèse, les critères de sélection de plusieurs analyses au-delà du MS ont été réimplémentés dans le cadre de **MadAnalysis 5** et ont été intégrés à une base de données publique.