

Robust Source Localization in a Random Shallow Water Channel

Alexander Sazontov, Ivan Smirnov and Alexander Matveyev

Abstract—This paper addresses source localization problem in a random shallow water channel. We present an extension of the generalized MUSIC method to the case, when the signal correlation matrix is imprecisely known. The algorithm is validated by its application to the experimental data observed in the Barents Sea. It has been found that the approach proposed demonstrates its excellent performance.

Index Terms—Uncertain shallow water environment, imperfect spatial coherence, statistical mismatch, robust source localization, subspace-based estimator, rough surface scattering, real data processing.

I. INTRODUCTION

THE source localization in shallow water by means of matched field processing has been an area of active interest. However, this approach is known to be extremely sensitive to errors in the assumed environmental conditions and has poor robustness against the underwater channel uncertainty which limits its application in practical engineering.

At relatively short propagation distances when the spatial signal coherence length is large compared to the array aperture, the deterministic environmental mismatch (which arises due to imprecise knowledge of sound speed profile, water depth, and bottom characteristics) is the primary cause of failure. To minimize the effects of the uncertainties in waveguide parameters, several adaptive methods (described, for example, in Refs. [1], [2]) have been proposed to improve the performance of the source localization.

With increasing transmission path it is also necessary to take into account the loss of coherence which results from multiple sound scattering by random inhomogeneities of the underwater channel. The appearance of the amplitude and phase fluctuations of acoustic wavefield can be interpreted as a sort of multiplicative noise. In the presence of such “noises”, a rank-one signal model assumption is not applicable and conventional algorithms fail to give consistent matching with real data. In such a situation, matching can be performed only in a statistical sense. As a result, the knowledge of the spatial signal correlation matrix along the array aperture is of the uppermost importance to optimize the signal processing techniques and, therefore, to decrease a coherence-induced degradation of the array processor performance (see, e.g., [3]–[9]). However, the complete information about a stochastic underwater channel is rarely available under most practical scenarios and effective estimation algorithms must be developed to improve robustness against statistical mismatch.

The basic concept of the robust adaptive array processing for general-rank signal models address the situation when the desired signal covariance matrix is not known precisely. It assumes the norm bounded mismatch and uses the worst-case principle (see, e.g., the review article [11] and the references therein). In this context, the development of the corresponding methods for solving the source localization problem in a random shallow water is of special interest.

In this paper, a robust version of a subspace-based estimator for source range and depth in scattering shallow water environments is constructed. The real data processing results observed in the Barents Sea demonstrate essential performance improvements that can be achieved by means of the approach proposed.

The body of this paper is organized as follows. In Section II we introduce a general-rank signal model and formulate the source localization algorithm in the case of imperfect spatial coherence. Next, in Section III, we develop an extended version of the generalized MUSIC method, that is robust to a mismatched signal correlation matrix, and derive a closed-form solution to this problem. The resulting algorithm is then tested in Section IV on actual data collected in the Barents sea. Finally, a few concluding remarks are given in Section V.

II. BACKGROUND

Let a point source be located at depth z_0 and range r_0 and emit a narrow-band signal $s(t)$, where $s(t)$ is considered to be a stationary, zero-mean random process. This signal passing through a random channel is registered by a vertical receiving array of N sensors located at the depths $\{z_j\}_{j=1}^N$.

Assuming narrow-band processing, the $N \times 1$ observation vector $\mathbf{x}(t_l)$ at time instant t_l can be written as

$$\mathbf{x}(t_l) = s(t_l)\mathbf{e}(\boldsymbol{\theta}) + \mathbf{n}(t_l).$$

Here, L denotes the number of data snapshots available, $\mathbf{e}(\boldsymbol{\theta})$ is the signal vector depending on unknown source position $\boldsymbol{\theta} = (r_0, z_0)^T$ of the form

$$\mathbf{e}(r_0, z_0) = \left[G(0, z_1 | \mathbf{r}_0, z_0), \dots, G(0, z_N | \mathbf{r}_0, z_0) \right]^T,$$

where $G(0, z_j | \mathbf{r}_0, z_0)$ is the Green’s function of the Helmholtz equation, and \mathbf{n} is a vector of additive noise. (The superscript T stands for transpose.)

The signal and noise are assumed to be independent of each other and the covariance matrix of the array output can be represented as

$$\mathbf{\Gamma}_{\mathbf{x}} = \sigma_s^2 \mathbf{R}_{\mathbf{s}}(\boldsymbol{\theta}) + \mathbf{\Gamma}_{\mathbf{n}}, \mathbf{R}_{\mathbf{s}}(\boldsymbol{\theta}) = \langle \mathbf{e}(\boldsymbol{\theta}) \mathbf{e}^+(\boldsymbol{\theta}) \rangle / \bar{I}_s, \mathbf{\Gamma}_{\mathbf{n}} = \langle \mathbf{n} \mathbf{n}^+ \rangle,$$

A. Sazontov, I. Smirnov and A. Matveyev are with the Institute of Applied Physics, Russian Academy of Science, Nizhny Novgorod, Russia.

where $\sigma_s^2 = \langle |s(t)|^2 \rangle \bar{I}_s$ denotes the input signal power $\bar{I}_s = \text{Tr}[\langle \mathbf{e}\mathbf{e}^+ \rangle]$ is the mean intensity of the sound field on the array aperture, and $\mathbf{R}_s(\theta)$ is the $N \times N$ signal correlation matrix (whose rank can be between 1 and N) which satisfies the norm constraint $\text{Tr}(\mathbf{R}_s) = 1$. (The superscript $+$ denotes the conjugate transpose, the angular brackets $\langle \dots \rangle$ indicate ensemble averaging, and $\text{Tr}(\cdot)$ stands for the trace operator.)

In practical situations, the exact data covariance matrix is unavailable and is replaced by its sample estimate

$$\hat{\Gamma}_x = \frac{1}{L} \sum_{l=1}^L \mathbf{x}(t_l) \mathbf{x}^+(t_l),$$

where L is the number of data vectors in the observation period. The problem of interest is to estimate the source position from the data matrix $\hat{\Gamma}_x$.

Most approaches to robust adaptive beamforming are based on the eigenvalue decomposition of $\hat{\Gamma}_x$:

$$\hat{\Gamma}_x = \hat{\Psi}_s \hat{\Lambda}_s \hat{\Psi}_s^+ + \hat{\Psi}_n \hat{\Lambda}_n \hat{\Psi}_n^+, \quad \hat{\lambda}_1 \geq \dots \geq \hat{\lambda}_J \geq \dots \geq \hat{\lambda}_N,$$

where the $N \times J$ matrix $\hat{\Psi}_s$ and $N \times (N - J)$ matrix $\hat{\Psi}_n$ contain the signal subspace eigenvectors of $\hat{\Gamma}_x$ and the noise subspace eigenvectors, respectively, while the diagonal matrices $\hat{\Lambda}_s$ and $\hat{\Lambda}_n$ contain the J largest and $N - J$ smallest eigenvalues, respectively. This representation is extensively used in the description and implementation of the subspace-based estimation algorithms.

One of the most popular and most powerful superresolution methods is the MUSIC exploiting the fact that the actual steering vector is orthogonal to noise subspace. In the case when the received signal is perfectly coherent along the array aperture the output power of the traditional MUSIC processor is defined as [12]:

$$P_{\text{MUSIC}}(\theta) = \frac{\mathbf{e}^+(\theta) \mathbf{e}(\theta)}{\mathbf{e}^+(\theta) \hat{\Pi}_n \mathbf{e}(\theta)}, \quad (1)$$

where $\hat{\Pi}_n = \hat{\Psi}_n \hat{\Psi}_n^+$ is the estimated projector onto the noise subspace. The corresponding technique can be viewed as an un-weighted noise subspace fitting method [13] where the source position is found as the highest peak of $P_{\text{MUSIC}}(\theta)$.

To generalize MUSIC in the situation of imperfect spatial coherence several closely related subspace-based methods have been proposed for the problem of interest. Among others, the so-called DSPE [14] and DISPARE [15] algorithms are widely applicable in the signal processing literature. It is worth noting that these methods rely on restrictive hypothesis that most of signal energy is concentrated in a few eigenvalues of the array covariance matrix. Another related approach is presented in Ref. [16], where a more general class of weighted subspace (but very high-complexity) algorithms for consistent estimation of source parameters from a possibly full rank data model is suggested.

However, all of these techniques are based on a priori knowledge of the signal correlation matrix characterizing the loss of coherence along the array aperture. In practice, this assumption may be unrealistic: as mentioned above, in the presence of random uncertainties, there is always a certain mismatch between the actual and presumed values of the

signal matrix, which results in a decrease of the localization performance.

The algorithm under consideration in this paper has been originally developed in [14] and leads to the following DSPE criterion

$$\hat{\theta} = \arg \max_{\theta} P_{\text{GMUSIC}}(\theta), \quad P_{\text{GMUSIC}}(\theta) = \left[\text{Tr} \{ \hat{\Pi}_n \mathbf{R}_s(\theta) \} \right]^{-1}. \quad (2)$$

For the studied scenarios, it exploits the approximate orthogonality between the estimated pseudo-noise subspace, from the sample covariance matrix, and the theoretical pseudo-signal subspace. In particular, in the rank-one case, this estimator reduces to the ordinary MUSIC method (1).

Below, we present an extended version of (2) that is robust to mismatched signal correlation matrix.

III. THE GENERALIZED ROBUST MUSIC ALGORITHM

To provide robustness against statistical mismatch let us represent the positive definite Hermitian signal matrix $\mathbf{R}_s(\theta)$ as $\mathbf{R}_s = \mathbf{D}_0 \mathbf{D}_0^+$. Note that the matrix \mathbf{D}_0 (the square root of \mathbf{R}_s) satisfies the normalization condition: $\text{Tr}(\mathbf{D}_0 \mathbf{D}_0^+) = \text{Tr} \mathbf{R}_s = 1$.

Then, we assume that the actual matrix \mathbf{D} differs from its presumed value \mathbf{D}_0 by some unknown covariance matrix error and the corresponding matrix mismatch is bounded by a given constant ε : $\|\mathbf{D} - \mathbf{D}_0\|_F^2 \leq \varepsilon$, where $\|\cdot\|_F$ indicates the Frobenius norm. With such constraints, the optimum robust matrix $\hat{\mathbf{D}}$ can be estimated by maximizing the output power (2) (or equivalently by minimizing the denominator of (2)):

$$\min_{\mathbf{D}} \{ \text{Tr}[\mathbf{D}^+ \hat{\Pi}_n \mathbf{D}] \} \quad \text{s.t.} \quad \|\mathbf{D} - \mathbf{D}_0\|_F^2 \leq \varepsilon, \quad \text{Tr}(\mathbf{D} \mathbf{D}^+) = 1.$$

This problem can be solved by using the Lagrange multiplier method based on the function

$$L(\mathbf{D}, \mu, \nu) = \text{Tr}[\mathbf{D}^+ \hat{\Pi}_n \mathbf{D}] + \mu \left[\|\mathbf{D} - \mathbf{D}_0\|_F^2 - \varepsilon \right] + \nu \left[\|\mathbf{D}\|_F^2 - 1 \right],$$

where μ and ν are the real-valued Lagrange multipliers. The above function can be rewritten equivalently as

$$\begin{aligned} L(\mathbf{D}, \mu, \nu) = & \text{Tr} \left\{ \left[\mathbf{D} - \mu(\hat{\Pi}_n + \nu \mathbf{I})^{-1} \mathbf{D}_0 \right]^+ \right. \\ & \times (\hat{\Pi}_n + \nu \mathbf{I}) \left[\mathbf{D} - \mu(\hat{\Pi}_n + \nu \mathbf{I})^{-1} \mathbf{D}_0 \right] \left. \right\} - \\ & - \mu^2 \text{Tr} \left[\mathbf{D}_0^+ (\hat{\Pi}_n + \nu \mathbf{I})^{-1} \mathbf{D}_0 \right] + \mu(2 - \varepsilon) - \nu. \end{aligned}$$

Minimization of L with respect to \mathbf{D} and μ gives

$$\hat{\mathbf{D}} = \mu(\hat{\Pi}_n + \nu \mathbf{I})^{-1} \mathbf{D}_0, \quad \mu = \frac{1 - \varepsilon/2}{\text{Tr}[\mathbf{D}_0^+ (\hat{\Pi}_n + \nu \mathbf{I})^{-1} \mathbf{D}_0]} \quad (3)$$

and Lagrange multipliers ν can be found by substituting (3) into $\|\mathbf{D}\|_F^2 = 1$. That is, ν can be obtained by solving

$$\frac{\text{Tr}[\mathbf{D}_0^+ (\hat{\Pi}_n + \nu \mathbf{I})^{-2} \mathbf{D}_0]}{\text{Tr}^2[\mathbf{D}_0^+ (\hat{\Pi}_n + \nu \mathbf{I})^{-1} \mathbf{D}_0]} = \frac{1}{(1 - \varepsilon/2)^2}. \quad (4)$$

To derive a closed form solution to ν we employ the matrix inverse lemma that

$$(\mathbf{A} + \mathbf{B}\mathbf{C})^{-1} = \mathbf{A}^{-1} - \mathbf{A}^{-1}\mathbf{B}(\mathbf{I} + \mathbf{C}\mathbf{A}^{-1}\mathbf{B})^{-1}\mathbf{C}\mathbf{A}^{-1}.$$

By letting $\mathbf{A} = \nu \mathbf{I}$, $\mathbf{B} = \hat{\Psi}_n$, $\mathbf{C} = \hat{\Psi}_n^+$ and taking into account that $\hat{\Psi}_n^+ \hat{\Psi}_n = \mathbf{I}$, one gets

$$(\hat{\Psi}_n \hat{\Psi}_n^+ + \nu \mathbf{I})^{-1} = \frac{1}{\nu} \left[\mathbf{I} - \frac{\hat{\Psi}_n \hat{\Psi}_n^+}{1 + \nu} \right]. \quad (5)$$

The substitution of (5) into (4) results in the following equation on ν :

$$\frac{(1 + \nu)^2 - (1 + 2\nu)P_0}{(1 + \nu - P_0)^2} = \frac{1}{(1 - \varepsilon/2)^2}, \quad P_0 = \text{Tr}[\mathbf{D}_0^+ \hat{\Pi}_n \mathbf{D}_0],$$

from which follows

$$\nu = P_0 - 1 + \frac{(1 - \varepsilon/2)\sqrt{P_0(1 - P_0)}}{\sqrt{\varepsilon - \varepsilon^2/4}}.$$

The knowledge of ν allows one to obtain the optimum robust matrix $\hat{\mathbf{D}}(\theta)$ according to (3) and, as a consequence, estimate the source position of interest

$$\hat{\theta} = \arg \max_{\theta} \{ \text{Tr}[\hat{\mathbf{D}}^+(\theta) \hat{\Pi}_n \hat{\mathbf{D}}(\theta)] \}^{-1}. \quad (6)$$

IV. EXPERIMENTAL RESULTS

The experimental data was collected in the Barents Sea in October 1990 and contained receptions from a fixed sound source located at the depth of about 148 m and emitted a narrowband signal with center frequency 240 Hz. The propagated signal was received by a vertical array consisting of 14 elements (equally spaced 8.5 meters apart from 44.5 m to 155 m in depth) located at the distance of 13.82 km from the source.¹ The wave roughness (wind speed) during the experiment was about 8 ± 2 m/s.

Figure 1 models the shallow-water region of interest. This area is characterized by a water depth of ~ 170 m above a bottom covered with silty-clay sediments. Subsequent simulations assume that the seabed has sound speed 1780 m/s, density 1.8 g/cm^3 , and attenuation $0.1 \text{ dB/wavelength}$. Most of the details of that experiment may be found in [17].

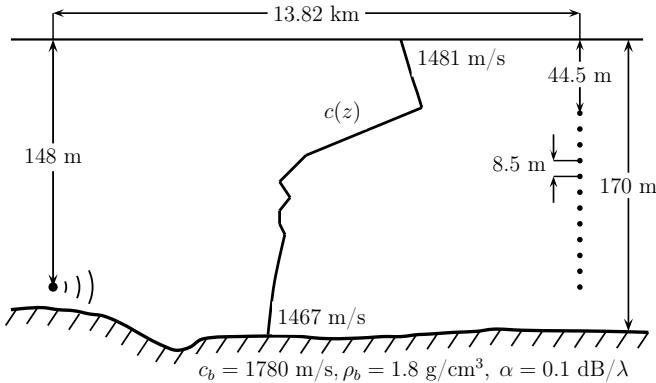


Fig. 1. Experimental geometry and waveguide parameters used for simulations of the localization process.

The received time series were quadrature demodulated, filtered with a bandwidth of ± 0.5 Hz and subsequently spatially cross-correlated, resulting in a complex covariance matrix. The

¹The hydrophones located at the depths of 53, 95.5 and 155 m were not functional and were excluded in signal processing.

corresponding data covariance matrix was computed at 15 min interval from the available record using $L = 1024$ snapshots.

For the experimental scenario considered, Fig. 2 shows the normalized eigenvalues of $\hat{\Gamma}_x$ versus its number. It is clearly seen from this figure that the first two eigenvalues are predominant. The corresponding number can be treated as the effective dimension of signal subspace (i.e. $J = 2$). In this connection, it should be noted that the appearance of several largest eigenvalues (prevailing over remaining) can be explained by taking into account random sound scattering effects.

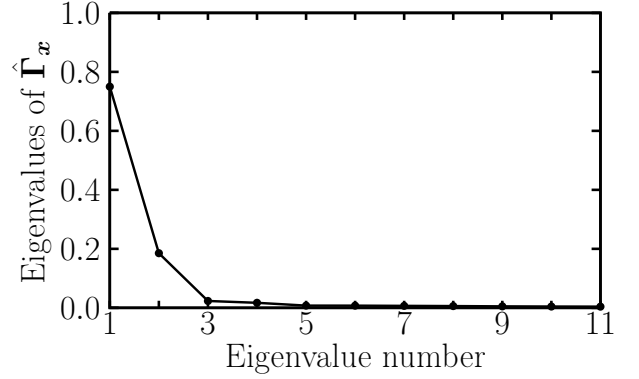


Fig. 2. Normalized eigenvalues of the sample correlation matrix.

For better understanding of the dominant mechanism of scattering in Fig. 3 we plot the frequency spectrum (in decibel notation) of the fluctuations observed at a fixed array sensor depth of 138 m. As is seen from Fig. 3 the frequency spectrum

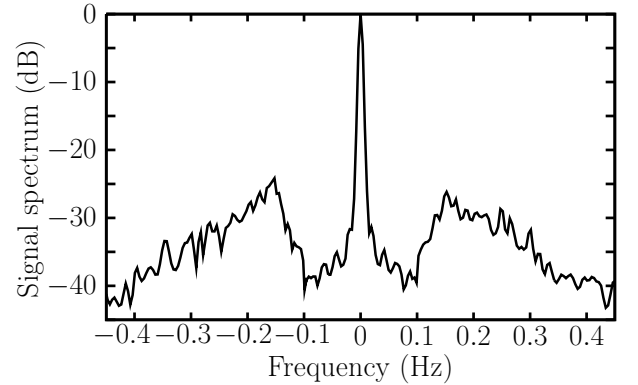


Fig. 3. Typical frequency spectrum of received signal in dB

consists of a central peak (at the carrier frequency taken as the origin) and two lateral wings corresponding to the scattering component. Such shape of the frequency spectrum is typical for a shallow water environment where rough scattering effects are important.

The robust procedure used to estimate the source position in a random waveguide requires knowledge of the presumed model of the signal correlation matrix \mathbf{R}_s . The explicit expression for the corresponding matrix in a shallow channel in the presence of random surface scattering is given in the Appendix.

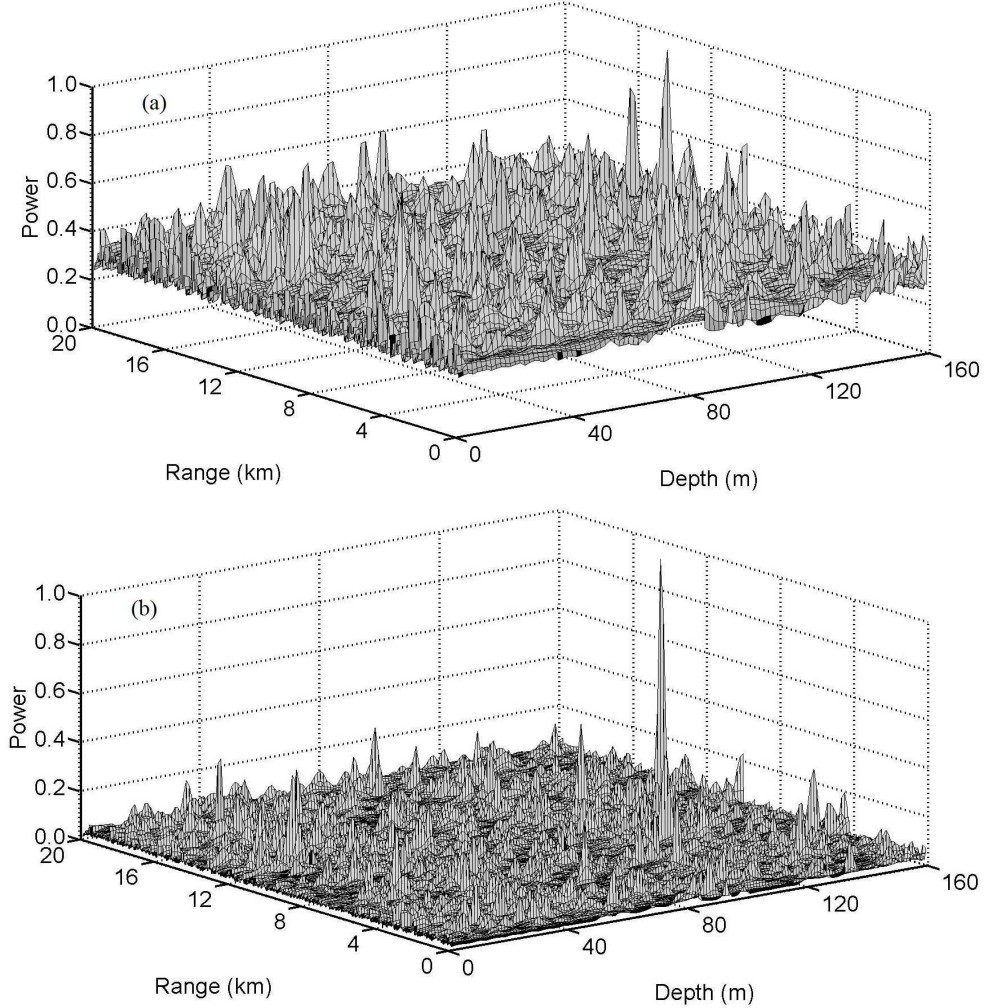


Fig. 4. Normalized power at the output of conventional (a) and robust (b) generalized MUSIC processor

Figure 4a illustrates the behavior of the normalized power (relative to its maximum value) at the output of the generalized MUSIC processor utilizing the conventional algorithm (2). For comparison the corresponding result for the robust case (6) (at $\varepsilon = 0.1$) is shown in Fig. 4b. The output powers were computed for the hypothesized source ranges between 0 and 20 km at 25 meter increments and source depths between 1 m and 160 m at 1 m increments. The wind speed used in numerical computation of the expected signal correlation matrix was taken to be 7 m/s.

One observes from Fig. 4 that both these methods produce the largest peak at $\hat{r}_0 = 12.45$ km and $\hat{z}_0 = 147$ m that is in the neighborhood of the true source position. However, implementation of a non-adaptive approach leads to the appearance of rather intensity false peaks which results in a decrease of the localization performance.

V. CONCLUSION

In this paper, we have derived a closed form robust algorithm for estimating source location in a random shallow water channel from the observed sample covariance matrix. Our approach is based on the noise subspace-fitting approach and

takes into account the double constraints on the mismatched signal covariance matrix.

The algorithm is validated by its application to the experimental data observed in the Barents Sea. For the given experimental scenario, the expected signal matrix used in the parameter estimation problem was predicted from the wind seas model. The results of the real data processing demonstrate essential performance improvements that can be achieved by means of the proposed approach. Moreover, the presented method successfully localized the source situated at the distance of ~ 14 km from the array without the need for a computationally intensive joint estimation of both the source and environmental parameters.

This work was partially supported by the Russian Foundation for Basic Research under Grants # 13-02-00932 and # 13-02-97082.

APPENDIX A

SIGNAL CORRELATION MATRIX IN SHALLOW WATER WITH ROUGH SURFACE

Consider a model of shallow water in the form of a water layer of depth H with density ρ_w and sound-speed dependence

$c(z)$ overlying a semi-infinite liquid bottom of density ρ_b and sound speed $c_b(1-i\alpha)$, where α is a measure of the attenuation in sediment.

To construct the presumed signal matrix \mathbf{R}_s used in the parameter estimation problem we further assume the Pierson–Moskowitz spectrum [18] for the rough surface spectral distribution $F(\mathbf{x})$

$$F(\mathbf{x}) = \frac{8.1 \cdot 10^{-3}}{4\pi} \mathbf{x}^{-4} \exp\left(-0.74 \frac{g^2}{\mathbf{x}^2 v^4}\right), \quad (\text{A.1})$$

where g is the acceleration due to gravity, and v is the wind speed over the sea surface.

In general, the correlation matrix \mathbf{R}_s can be expressed as

$$\mathbf{R}_s(r_0, z_0) = \langle \mathbf{e}(r_0, z_0) \rangle \langle \mathbf{e}^+(r_0, z_0) \rangle + \mathbf{C}_s(r_0, z_0). \quad (\text{A.2})$$

Here, $\langle \mathbf{e}(r_0, z_0) \rangle$ is the coherent component of the signal vector (depending on the source position of interest as on parameters) and $\mathbf{C}_s(r_0, z_0)$ is its covariance matrix.

In what follows we formulate the basic formulae for $\langle \mathbf{e}(r_0, z_0) \rangle$ and $\mathbf{C}_s(r_0, z_0)$ in a shallow water channel (where the combined effects of rough surface scattering and bottom interactions are important) based on the results obtained in Ref. [17].

In the framework of a modal approach, the vector components $\{\langle e_j(r_0, z_0) \rangle\}_{j=1}^N$ can be represented as a sum over a total number M of the propagating modes

$$\langle e_j(r_0, z_0) \rangle = \bar{I}_s^{-1/2} \sum_{n=1}^M \frac{\varphi_n(z_0) \varphi_n(z_j)}{\sqrt{\kappa_n}} e^{(i\kappa_n - 0.5\sigma_n)r_0}, \quad (\text{A.3})$$

Here, $\varphi_n(z)$ and κ_n are, respectively, the depth eigenfunction and the horizontal wavenumber of the n -th mode, σ_n is the modal attenuation parameter describing the combined effects of absorption and scattering losses: $\sigma_n = \sigma_n^a + \sigma_n^s$, and \bar{I}_s is the normalization factor determined from the condition $\text{Tr } \mathbf{R}_s = 1$.

In the modal representation the covariance matrix elements $[\mathbf{C}_s(r_0, z_0)]_{jk}$ are given by the expression

$$[\mathbf{C}_s(r_0, z_0)]_{jk} = \frac{1}{\bar{I}_s} \sum_{n=1}^M \frac{1}{\kappa_n} \left[I_n(r_0, z_0) - \varphi_n^2(z_0) e^{-\sigma_n r_0} \right] \varphi_n(z_j) \varphi_n(z_k), \quad (\text{A.4})$$

where the quantity $I_n(r_0, z_0)$ (having the sense of modal intensity) obeys the transport equation

$$\left(\frac{d}{dr_0} + \sigma_n^a \right) I_n(r_0, z_0) = \sum_{m=1}^M a_{nm} [I_m(r_0, z_0) - I_n(r_0, z_0)] \quad (\text{A.5})$$

governing the change of the modal intensity as a result of random scattering and bottom absorption.

For the Pierson–Moskowitz distribution, Eq. (A.1), the calculation of the coupling matrix a_{nm} is given in [19]. The result is:

$$a_{nm} = \frac{8.1 \cdot 10^{-3} \sqrt{2\pi} [\varphi'_n(0) \varphi'_m(0)]^2}{8 \kappa_n \kappa_m k_0^3} f(x_{nm}),$$

$$f(x) = x^{3/2} e^{-x} [I_0(x) - I_1(x)], \quad x_{nm} = \frac{0.5 k_0^2}{(\kappa_n - \kappa_m)^2}.$$

Here, $k_0^2 = 0.74g^2/v^4$, $x_{nm} = 0.5 k_0^2 / (\kappa_n - \kappa_m)^2$, and

$$f(x) = x^{3/2} e^{-x} [I_0(x) - I_1(x)],$$

where I_0 and I_1 are the modified Bessel functions of order zero and unity, respectively, and the prime denotes differentiation with respect to depth z .

The solution of Eq. (A.5) has the form

$$I_n(r_0, z_0) = \sum_{m=1}^M g_{nm}(r_0) \varphi_m^2(z_0), \quad (\text{A.6})$$

$$g_{nm}(r_0) = \sum_{l=1}^M \Phi_n^{(l)} e^{-\lambda_l r_0} \Phi_m^{(l)},$$

where the functions $\Psi_n^{(l)}$ are the eigenvectors of the matrix $\|\delta_{nm} \sigma_n - a_{nm}\|$, associated with the eigenvalues λ_l .

Notice that the scattering coefficient σ_n^s is related to the coupling matrix a_{nm} by $\sigma_n^s = \sum_{m=1}^M a_{nm}$. As for the modal attenuation parameter σ_n^a , for a liquid bottom the corresponding coefficient can be obtained from the perturbation theory (see, e.g. [20]):

$$\sigma_n^a = \frac{\rho_w}{\rho_b} \frac{k^2 n_b^2 |\varphi_n(H)|^2}{\kappa_n \sqrt{\kappa_n^2 - k^2 n_b^2}} \alpha,$$

where $n_b = c(H)/c_b$ is the bottom refraction index and k is the reference wavenumber.

For a given set of parameters (sound profile, wind speed and source frequency) Eqs. (A.2)–(A.4) together with (A.6) give an explicit rule for calculating the signal correlation matrix versus source position.

REFERENCES

- [1] H.L. Van Trees, *Optimum array processing: Part IV of detection, estimation, and modulation theory*. A John Wiley & Sons, Inc. 2002. 1456 p.
- [2] *Robust Adaptive Beamforming* / Eds. by J. Li and P. Stoica. Published by John Wiley & Sons, Inc., Hoboken, New Jersey. 2006. 422 p.
- [3] R. Laval and Y. Labasque, "Medium inhomogeneities and instabilities: effects on spatial and signal processing," in *Underwater Acoustics and Signal Processing*, L. Bjørmo, Ed. 1981, pp. 41–70, D. Reidel, Dordrecht.
- [4] A. Paulraj and T. Kailath, "Direction of arrival estimation by eigenstructure methods with imperfect spatial coherence of wave fronts," *J. Acoust. Soc. Amer.*, vol. 83. no. 3. pp. 1034–1040, 1988.
- [5] D.R. Morgan and T.M. Smith, "Coherence effects on the detection performance of quadratic array processors, with application to large-array matched-field beamforming," *J. Acoust. Soc. Amer.*, vol. 87, no. 2, pp. 737–747, 1990.
- [6] A.B. Gershman, C.F. Mecklenbrauker, and Böhme J.F., "Matrix fitting approach to direction of arrival estimation with imperfect spatial coherence of wavefronts," *IEEE Trans. on Signal Process.* vol. 45. no. 7. pp. 1894–1899, 1997.
- [7] E.Yu. Gorodetskaya, A.I. Malekhanov, A.G. Sazontov, and N.K. Vdovicheva, "Deep water acoustic coherence at long ranges: Theoretical prediction and effects on large array signal processing," *IEEE J. Oceanic Eng.*, vol. 24, no. 2, pp. 156–171, 1999.
- [8] J. Ringelstein, A.B. Gershman, and J.F. Böhme, "Direction finding in random inhomogeneous media in the presence of multiplicative noise," *IEEE Signal Processing Lett.* vol. 7. no. 10. pp. 269–272, 2000.
- [9] O. Besson, F. Vincent, P. Stoica, and A.B. Gershman, "Approximate maximum likelihood estimators for array processing in multiplicative noise environments," *IEEE Trans. on Signal Process.* vol. 48. no. 9. pp. 2506–2518, 2000.
- [10] A. Hassani, S. Shahbazpanahi, and A.B. Gershman, "A generalized Capon estimator for localization of multiple spread sources," *IEEE Trans. on Signal Process.* vol. 52. no. 1. pp. 280–293, 2004.

- [11] S.A. Vorobyov, "Principles of minimum variance robust adaptive beam-forming design," *Signal Processing*. vol. 93. no. 12. pp. 3264–3277, 2013.
- [12] R.O. Schmidt, "Multiple emitter location and signal parameter estimation," *IEEE Trans. on Antennas and Prop.* vol. 34. no. 3. pp. 276–280, 1986.
- [13] M. Viberg and B. Ottersten, "Sensor array processing based on signal subspace fitting," *IEEE Trans. on Signal Process.* vol. 39. no. 5. pp. 1110–1121, 1991.
- [14] S. Valaee, B. Champagne, and P. Kabal, "Parametric localization of distributed sources," *IEEE Trans. on Signal Process.* vol. 43. no. 9. pp. 2144–2153, 1995.
- [15] Y. Meng, P. Stoica, and K.M. Wong, "Estimation of the directions of arrival of spatially dispersed signals in array processing," *IEE Proc. — Radar, Sonar and Navig.* vol. 143. no. 1. pp. 1–9, 1996.
- [16] M. Bengtsson, "A generalization of weighted subspace fitting to full-rank models," *IEEE Trans. on Signal Process.* vol. 49, no. 5, pp. 1002–1012, 2001.
- [17] A.G. Sazontov, A.L. Matveyev, and N.K. Vdovicheva, "Acoustic coherence in shallow water: Theory and observation," *IEEE J. Oceanic Eng.* vol. 27. no. 3. pp. 653–664, 2002.
- [18] W.J. Pierson and L. Moskowitz, "A proposed spectral form for fully developed wind seas based on the similarity theory of S. A. Kitaigorodskii," *J. Geophys. Res.*, vol. 69, no. 24, pp. 5181–5190, 1964.
- [19] A. Beilis and F.D. Tappert, "Coupled mode analysis of multiply rough surface scattering," *J. Acoust. Soc. Amer.* vol. 66. no. 3. pp. 811–826, 1979.
- [20] B.G. Katsnelson, V.G. Petnikov, and J. Lynch, *Fundamentals of Shallow Water Acoustics*, Published by Springer Science & Business Media, 2012. 540 p.