

Thermomechanics of damage and fatigue by a phase field model

G. Amendola* and M. Fabrizio†

June 26, 2018

Abstract

In the paper we present an isothermal model for describing damage and fatigue by the use of the Ginzburg-Landau (G-L) equation.

Fatigue produces progressive damage, which is related with a variation of the internal structure of the material. The G-L equation studies the evolution of the order parameter, which describes the constitutive arrangement of the system and, in this framework, the evolution of damage. The thermodynamic coherence of the model is proved.

In the last part of the work, we extend the results of the paper to a non-isothermal system, where fatigue contains thermal effects, which increase the damage of materials.

Keywords: Damage, fatigue, phase transition, thermodynamics.

1 Introduction

The fatigue notion was founded on the concept of degraded or tired material and linked to the observation of material damage subjected to cyclic loading, which never reaches a level sufficient to cause failure in a single application (see [6], [14], [21], [25] and [26]).

It is apparent that fatigue produces progressive damage involving plastic deformation, crack nucleation, creep rupture and finally rapid fracture.

*Department of Mathematics, University of Pisa. E-mail: amendola@dma.unipi.it

†Department of Mathematics, University of Bologna. E-mail: mauro.fabrizio@unibo.it

Material damage is the gradual process of mechanical deterioration, that basically results in a structural component failure (see [26] [20] and [27]).

Among the first and most important mathematical models of fatigue, we recall Caputo's papers [6], [4] and [7], where he proposes a definition of fatigue using the fractional derivative defined by him in [5]. This model estimates fatigue as function of the maximum strain applied, related to the number of cycles and of their frequency.

Fremond and co-authors in [15], [16], [17] and [18] introduce a scalar variable φ describing the damage of the material and then suggest a definition of fatigue by the mechanical work that the system has performed starting from its initial or virgin state at the time t_0 . The variable φ , in the following called phase field, describes the internal structural changes related to the damage of the material. In this paper, we denote by $\tilde{\mathbf{T}}$ the stress tensor of the virgin material (no damage), then the stress connected with damage is defined by

$$\mathbf{T}(x, t) = \begin{cases} (1 - \varphi)^2 \tilde{\mathbf{T}}(x, t) & \text{for } \varphi \in [0, 1] \\ \tilde{\mathbf{T}}(x, t) & \text{for } \varphi < 0 \\ \mathbf{0} & \text{for } \varphi > 1 \end{cases} \quad (1.1)$$

so that we can denote the equation (1.1) by the following synthetic formula

$$\mathbf{T}(x, t) = (1 - \check{\varphi})^2 \tilde{\mathbf{T}}(x, t),$$

where

$$\check{\varphi} = \begin{cases} \varphi & \text{for } \varphi \in [0, 1] \\ 1 & \text{for } \varphi > 1 \\ 0 & \text{for } \varphi < 0 \end{cases}.$$

So, we can define fatigue \mathcal{F} as

$$\mathcal{F}(x, t) = \int_{t_0}^t [1 - \check{\varphi}(x, \tau)] \tilde{\mathbf{T}}(x, \tau) \cdot \mathbf{L}(x, \tau) d\tau, \quad (1.2)$$

where \mathbf{v} denotes the velocity and $\mathbf{L} = \nabla \mathbf{v}$.

We observe that the stress, expressed by (1.1) and (1.2), decreases with the increase of damage φ . Thus, the stress $\mathbf{T}(x, t)$ drops to zero and we have fracture.

In this framework, the evolution of φ will be described inside the Ginzburg-Landau (G-L) theory, which allows to represent phenomena that exhibit internal structural changes. Inside of this outline, the G-L theory provides the

differential equation

$$\begin{aligned} \rho(x) \frac{\partial \varphi(x, t)}{\partial t} = & \nabla \cdot \frac{1}{\kappa(x)} \nabla \varphi(x, t) - \mathcal{F}(x, t) F'(\varphi(x, t)) \\ & - \mathcal{F}_0(x) G'(\varphi(x, t)) + \rho(x) g(x, t), \end{aligned} \quad (1.3)$$

where ρ denotes the density, κ the diffusivity and \mathcal{F}_0 are suitable positive coefficients, while $F'(\varphi)$ and $G'(\varphi)$ are the derivatives of two suitable potentials $F(\varphi)$ and $G(\varphi)$. Finally, $g(x, t)$ denotes the source of damage, that in the following, we shall suppose zero.

From (1.3), we may state that from the properties of the potentials $F(\varphi)$ and $G(\varphi)$, when fatigue $\mathcal{F}(x, t)$ overlaps $\mathcal{F}_0(x)$, the phase φ increases and reaches 1.

For this study, we associate to the equation (1.3) the motion equation

$$\rho(x) \frac{\partial \mathbf{v}(x, t)}{\partial t} = \nabla \cdot \mathbf{T}(x, t) + \rho(x) \mathbf{b}(x, t), \quad (1.4)$$

where ρ denotes the density and \mathbf{b} the body forces.

In the paper, the Gibbs free energy W , reduced to a function of φ and $\nabla \varphi$ only, contains the following terms

$$\begin{aligned} W(\varphi(x, t), \nabla \varphi(x, t)) = & \int_{\Omega} \left\{ \frac{1}{2\kappa(x)} [\nabla \varphi(x, t)]^2 \right. \\ & \left. + \mathcal{F}(x, t) F(\varphi(x, t)) + \mathcal{F}_0(x) G(\varphi(x, t)) \right\} dx \end{aligned} \quad (1.5)$$

The equation (1.3) is coherent with the definition of the Gibbs free energy (1.5), because we obtain the second member of (1.3) by $W(\varphi, \nabla \varphi)$. So that, using (1.3) and (1.5), we have

$$\rho(x) \frac{\partial \varphi(x, t)}{\partial t} = - \frac{\delta}{\delta \varphi} W(\varphi(x, t), \nabla \varphi(x, t)). \quad (1.6)$$

It is worth to observe that, in the first part of the paper, the notion of fatigue is defined and studied in a general framework, without to characterize the constitutive equations of materials. Then, in the next sections, fatigue and damage are defined for elastic and fading memory materials. For this fatigue model, it is basic to prove a maximum theorem for the phase field φ , that is proved in the Section 6, together to a uniqueness theorem. Hence, in the Section 7, we study the fatigue behavior under changes of temperature, because damage can be sensitive to frequent temperature variations and to high gradients or thermal shocks.

2 State and process for thermomechanical simple models

In this section, we regard simple materials non undergoing to fatigue phenomena. Following the papers Truesdell and Noll [28], Noll [24] and Coleman and Owen [8] (see also [1]), we define the properties of a thermomechanical solid material by the concept of dynamic system, which makes use of the notion of state and process.

Let us consider a material point X of a body \mathcal{B} ¹. At time $t \in [0, T]$ ($T \in \mathbb{R}$), the *configuration* $C(X, t)$ is given by the pair

$$C(X, t) = (\mathbf{F}(X, t), \theta(X, t)) \in Lin^+ \times \mathbb{R}^+, \quad (2.1)$$

where \mathbf{F} denotes the *deformation gradient* and θ the *absolute temperature*. A *thermomechanical process* P of duration $d_P \in \mathbb{R}^+$ is a piecewise continuous function in the interval $[0, d_P)$, given by the triplet

$$P(t) = (\mathbf{L}(t), \dot{\theta}(t), \mathbf{g}(t)) \in \Xi, \quad t \in [0, d_P) \quad (2.2)$$

with $\mathbf{L}(t) \in Lin$ the velocity gradient, $\dot{\theta}(t) = \frac{d\theta(t)}{dt}$ and $\mathbf{g}(t) = \nabla\theta(t)$, while $\Xi = Lin \times \mathbb{R} \times \mathbb{R}^3$.

In the following, we denote by P_t the process restricted to the interval $[0, t)$, with $t \in [0, d_P)$.

A thermomechanical material in a point $X \in \mathcal{B}$ can be view as a dynamic system, where the process P is the input, while the output \hat{U} is defined by the functions

$$\hat{U}(t) = (\tilde{\mathbf{T}}(t), h(t), \mathbf{q}(t)), \quad t \in [0, d_P)$$

with $\tilde{\mathbf{T}}$ the stress tensor, h the internal heat power and \mathbf{q} the heat flux.

As defined in [24], [8] and [1], a simple thermomechanical dynamic system is defined by the set $(\mathcal{C}, \diamond, \Sigma, \hat{\rho})$, where

- a - \mathcal{C} is an open, connected subset of $Lin^+ \times \mathbb{R}^+$ of configurations $C(X)$,
- b - Π is the set of smooth thermokinetic processes,
- c - Σ is a metric space, defined by the state set,
- d - $\hat{\rho} : \Sigma \times \Pi \rightarrow \Sigma$ is the evolution function, such that

$$\hat{\rho}(\sigma^i, P) = \sigma^f, \quad (2.3)$$

¹For the properties of the body \mathcal{B} see Banfi and Fabrizio [2].

where $\sigma^i \in \Sigma$ is the initial state and $\sigma^f \in \Sigma$ is the state obtained from σ^i by the process P . Moreover, the map $\hat{\rho}$ is such that, if $\sigma \in \Sigma$ and $P^1, P^2 \in \Pi$, then

$$\hat{\rho}(\sigma, P^1 * P^2) = \hat{\rho}(\hat{\rho}(\sigma, P^1), P^2), \quad (2.4)$$

where $P^1 * P^2$ denotes the composition of P^1 with P^2 .

So that, a thermomechanical material is defined by the functional $\hat{U} : \Sigma \times \Xi \rightarrow Sym \times \mathbb{R} \times \mathbb{R}^3$, whereby

$$\begin{aligned} \tilde{\mathbf{T}}(t) &= \tilde{\mathbf{T}}(\sigma(t), P(t)), \\ h(t) &= \hat{h}(\sigma(t), P(t)), \\ \mathbf{q}(t) &= \hat{\mathbf{q}}(\sigma(t), P(t)). \end{aligned} \quad (2.5)$$

Moreover, we define the null process of duration d_{P^0}

$$P^0(t) = (\mathbf{0}, 0, \mathbf{0}), \text{ for any } t \in [0, d_{P^0}).$$

Finally, the null state σ^0 is such that

$$\hat{\rho}(\sigma^0, P^0) = \sigma^0$$

for any null process P^0 of duration $d_{P^0} \in \mathbb{R}^+$.

3 Damage and fatigue

Fatigue describes the material wear resulting from cyclic loading. While damage features the progressive mechanical deterioration that can involve crack nucleation, dislocation, plastic deformation, such that ultimately can bring in component failure.

Because, damage and fatigue are related to one another, we need to supplement the notion of state with a new variable $\varphi \in \mathbb{R}$, describing the changes of the internal material structure consequent to damage and related to fatigue. Hence, in this framework the variable φ represents variations of internal material structure. Therefore, the notion of state and process will be modified by the new definitions

$$\tilde{\sigma} = (\sigma, \varphi, \nabla \varphi), \quad \tilde{P}(t) = (P(t), \dot{\varphi}(t), \nabla \dot{\varphi}), \quad t \in [0, d_P),$$

while the response of the material $U(t)$ assumes the new representation

$$\hat{U}(t) = (\mathbf{T}(t), h(t), \mathbf{q}(t), \mathcal{F}(t)) \quad , \quad t \in [0, d_P), \quad (3.1)$$

where \mathbf{T} is defined as in (1.1), while the fatigue $\mathcal{F}(t)$ is given in (1.2), which in this framework we write

$$\mathcal{F}(\tilde{\sigma}^i, \tilde{P}_t) = \int_{t_0}^t [1 - \check{\varphi}(\tau)] \tilde{\mathbf{T}}(\sigma(\tau), P(\tau)) \cdot \mathbf{L}(\tau) d\tau, \quad (3.2)$$

where $\tilde{\sigma}^i$ is the initial state at time t_0 , while $\tilde{\sigma}^i = (\sigma^i, 0, 0)$ and $\sigma(\tau) = \hat{\rho}(\sigma^i, P_\tau)$.

In the following of this paper, we shall restrict the study to mechanical processes only. Whereby, the process is given by $\tilde{P}(t) = (\mathbf{L}(t), \dot{\varphi}(t))$ and the response by $U(t) = (\mathbf{T}(t), \mathcal{F}(t))$.

For the whole study of the problem, we need to introduce an equation for the phase field φ . Because this variable describes the variation of the internal structure of the material, the natural representation is given by the Ginzburg-Landau equation (1.3) with $g = 0$, which for this problem assumes the form

$$\rho(x) \frac{\partial \varphi(x, t)}{\partial t} = \nabla \cdot \frac{1}{\kappa(x)} \nabla \varphi(x, t) - \mathcal{F}(\tilde{\sigma}^0, \tilde{P}_t) F'(\varphi(x, t)) - \mathcal{F}_0(x) G'(\varphi(x, t)), \quad (3.3)$$

where $\kappa(x)$ denotes the diffusivity. In this paper, we choose the two potentials F and G given by

$$F(\varphi) = -\check{\varphi}, \quad G(\varphi) = \begin{cases} \varphi^2 - \frac{\varphi^3}{6} & 0 \leq \varphi \leq 1 \\ \frac{5}{6} & \varphi > 1 \\ 0 & \varphi < 0 \end{cases}. \quad (3.4)$$

In the following, we shall denote

$$F'(\varphi) = \begin{cases} -1 & 0 \leq \varphi \leq 1 \\ 0 & \varphi > 1 \\ 0 & \varphi < 0 \end{cases} := \langle -1 \rangle \leq 0$$

$$G'(\varphi) = \begin{cases} 2\varphi - \frac{\varphi^2}{2} & 0 \leq \varphi \leq 1 \\ 0 & \varphi > 1 \\ 0 & \varphi < 0 \end{cases} := \left\langle 2\varphi - \frac{\varphi^2}{2} \right\rangle \geq 0.$$

Together with the equation (3.3), we consider the motion equation, that is

$$\rho(x) \frac{\partial \mathbf{v}(x, t)}{\partial t} = \nabla \cdot \mathbf{T}(x, t) + \rho(x) \mathbf{b}(x, t). \quad (3.5)$$

Of course, the material properties will be defined by the constitutive equation on the stress tensor $\mathbf{T}(x, t)$, which in this framework is fixed by the equation (1.1), that we may even write in the equivalent form

$$\mathbf{T}(\tilde{\sigma}(x, t), \tilde{P}(x, t)) = [1 - \check{\varphi}(x, t)]^2 \tilde{\mathbf{T}}(\sigma(x, t), P(x, t)) \quad (3.6)$$

so

$$\mathbf{T}(\tilde{\sigma}(x, t), \tilde{P}(x, t)) \cdot \nabla \mathbf{v}(x, t) = [1 - \check{\varphi}(x, t)]^2 \tilde{\mathbf{T}}(\sigma(x, t), P(x, t)) \cdot \nabla \mathbf{v}(x, t); \quad (3.7)$$

then, if we suppose to consider processes leaving from an initial state $\tilde{\sigma}^i = (\sigma^i, 0, 0)$ at the time t_0 , the equation (3.7) can be written

$$\mathbf{T}(\tilde{\sigma}(t), \tilde{P}(t)) \cdot \nabla \mathbf{v}(t) = [1 - \check{\varphi}(t)] \frac{d}{dt} \int_{t_0}^t [1 - \check{\varphi}(\tau)] \tilde{\mathbf{T}}(\sigma(\tau), P(\tau)) \cdot \nabla \mathbf{v}(\tau) d\tau. \quad (3.8)$$

Hence, by the definition (3.2) of fatigue we have

$$\mathbf{T}(\tilde{\sigma}(t), \tilde{P}(t)) \cdot \nabla \mathbf{v}(t) = [1 - \check{\varphi}(t)] \tilde{\mathbf{T}}(\sigma(t), P(t)) \cdot \nabla \mathbf{v}(t) - \check{\varphi}(t) \frac{d}{dt} \mathcal{F}(\tilde{\sigma}^i, \tilde{P}_t). \quad (3.9)$$

4 Dissipation Principle

In order to claim the dissipation principle for any $x \in \mathcal{B}$, we define the internal mechanical power $\mathcal{P}_m^i(t) = \mathbf{T}(\tilde{\sigma}(t), \tilde{P}(t)) \cdot \nabla \mathbf{v}(t)$ and the internal structural power $\mathcal{P}_s^i(t)$ at time t

$$\mathcal{P}_m^i(\tilde{\sigma}(t), \tilde{P}(t)) = [1 - \check{\varphi}(t)] \tilde{\mathbf{T}}(\sigma(t), P(t)) \cdot \nabla \mathbf{v}(t) - \check{\varphi}(t) \frac{d}{dt} \mathcal{F}(\tilde{\sigma}^i, \tilde{P}_t), \quad (4.1)$$

$$\mathcal{P}_s^i(\tilde{\sigma}(t), \tilde{P}(t)) = \rho [\dot{\varphi}(t)]^2 + \left\{ \frac{1}{2\kappa} [\nabla \varphi(t)]^2 \right\} + \mathcal{F}_0 \dot{G}(\varphi(t)) + \mathcal{F}(\tilde{\sigma}^i, \tilde{P}_t) \dot{F}(\varphi(t)), \quad (4.2)$$

where the dot $\dot{}$ denotes the partial time derivative.

Dissipation Principle. There exists a state function $\psi(\tilde{\sigma})$, called free energy, such that

$$\rho \dot{\psi}(\tilde{\sigma}(t)) \leq \mathcal{P}_m^i(t) + \mathcal{P}_s^i(t). \quad (4.3)$$

By using (4.1) and (4.2), we obtain from (4.3)

$$\begin{aligned} \rho \dot{\psi}(\tilde{\sigma}(t)) &\leq [1 - \check{\varphi}(t)] \tilde{\mathbf{T}}(\sigma(t), P(t)) \cdot \nabla \mathbf{v}(t) - \check{\varphi}(t) \frac{d}{dt} \mathcal{F}(\tilde{\sigma}^i, \tilde{P}_t) \\ &\quad + \rho [\dot{\varphi}(t)]^2 + \left\{ \frac{1}{2\kappa} [\nabla \varphi(t)]^2 \right\} + \mathcal{F}_0 \dot{G}(\varphi(t)) + \mathcal{F}(\tilde{\sigma}^i, \tilde{P}_t) \dot{F}(\varphi(t)) \end{aligned} \quad (4.4)$$

and hence, on account of (3.4)₁, we have

$$\begin{aligned} \rho \dot{\psi}(\tilde{\sigma}(t)) &\leq [1 - \check{\varphi}(t)] \tilde{\mathbf{T}}(\sigma(t), P(t)) \cdot \nabla \mathbf{v}(t) + \rho [\dot{\varphi}(t)]^2 \\ &\quad + \left\{ \frac{1}{2\kappa} [\nabla \varphi(t)]^2 \right\} + \mathcal{F}_0 \dot{G}(\varphi(t)) + \frac{d}{dt} [\mathcal{F}(\tilde{\sigma}^i, \tilde{P}_t) F(\varphi(t))], \end{aligned} \quad (4.5)$$

or

$$\begin{aligned} \rho \dot{\psi}(\tilde{\sigma}(t)) &\leq [1 - \check{\varphi}(t)] \tilde{\mathbf{T}}(\sigma(t), P(t)) \cdot \nabla \mathbf{v}(t) + \rho [\dot{\varphi}(t)]^2 \\ &\quad + \frac{d}{dt} \left\{ \frac{1}{2\kappa} [\nabla \varphi(t)]^2 + \mathcal{F}_0 G(\varphi(t)) + \mathcal{F}(\tilde{\sigma}^i, \tilde{P}_t) F(\varphi(t)) \right\}. \end{aligned} \quad (4.6)$$

This inequality may be written in the equivalent form

$$\begin{aligned} \rho \dot{\psi}(\tilde{\sigma}(t)) &\leq \rho [\dot{\varphi}(t)]^2 + \\ &\quad \frac{d}{dt} \left\{ \frac{1}{2\kappa} [\nabla \varphi(t)]^2 + \mathcal{F}_0 G(\varphi(t)) + \mathcal{F}(\tilde{\sigma}^i, \tilde{P}_t) F(\varphi(t)) \right\}. \end{aligned} \quad (4.7)$$

Now, we denote by ψ_V the free energy related to virgin material (no damage), so that

$$\rho \dot{\psi}_V(\sigma(x, t)) \leq \tilde{\mathbf{T}}(\sigma(x, t), P(x, t)) \cdot \nabla \mathbf{v}(x, t). \quad (4.8)$$

Then, from (4.6) and (4.8) we have that the free energy ψ can be written as

$$\psi(\tilde{\sigma}(t)) = \psi_D(\tilde{\sigma}(t)) + \psi_V(\sigma(t)),$$

where ψ_D is the damage component of free energy.

Otherwise, if we define the pseudo fatigue energy ψ_F as

$$\psi_F(\tilde{\sigma}(t)) = \frac{1}{\rho} \left\{ \frac{1}{2\kappa} [\nabla \varphi(t)]^2 + \mathcal{F}_0 G(\varphi(t)) + \mathcal{F}(\tilde{\sigma}^i, \tilde{P}_t) F(\varphi(t)) \right\}; \quad (4.9)$$

then, from (4.6), we obtain

$$\rho [\dot{\psi}(\tilde{\sigma}(t)) - \dot{\psi}_F(\tilde{\sigma}(t))] \leq [1 - \check{\varphi}(t)] \tilde{\mathbf{T}}(\sigma(t), P(t)) \cdot \nabla \mathbf{v}(t) + \rho [\dot{\varphi}(t)]^2. \quad (4.10)$$

Of course, once assigned the constitutive equations of virgin material, the mathematical shape of $\psi(\tilde{\sigma}(t))$ can be well defined.

Otherwise, we may study the behavior of the pseudo energy ψ_F with F and G defined in (3.4). So that, if we consider the graph of ψ_F , as a function only of the field φ , varying the fatigue, we obtain different shape of ψ_F represented in Fig.1 and Fig.2.

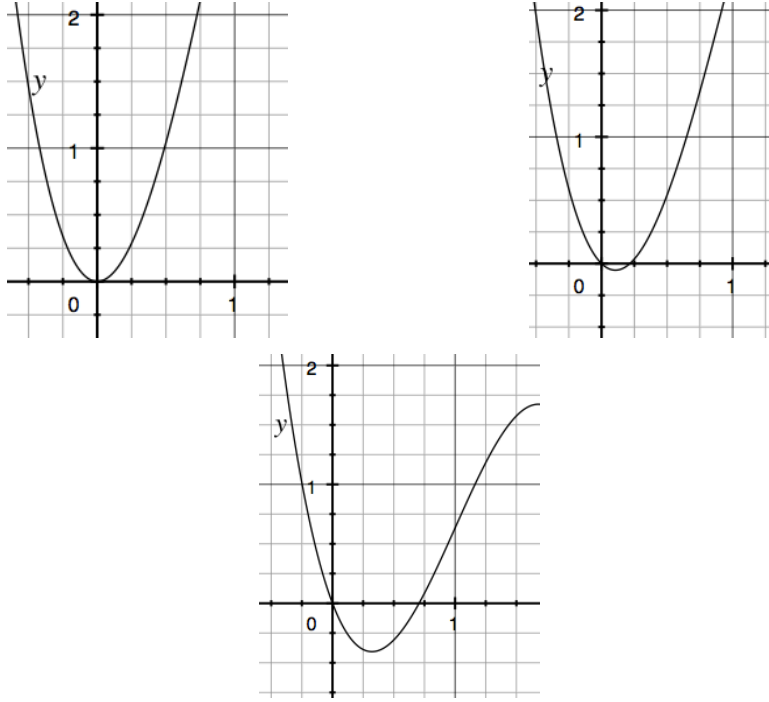


Fig.1

The free energies corresponding to different fatigues, with minima in $\varphi_1 = 0 < \varphi_2 < \varphi_3$

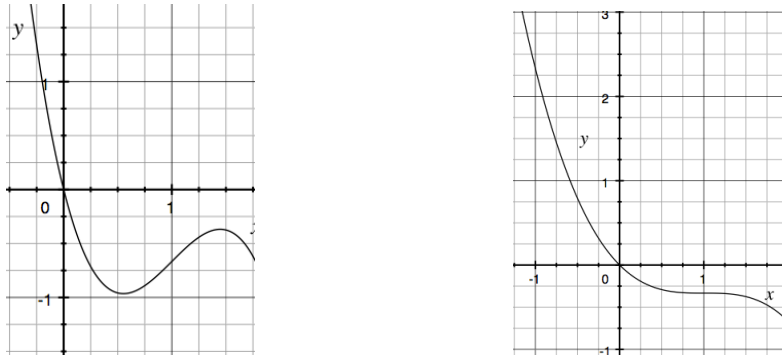


Fig.2

In this pictures, the free energies with minima in $\varphi_4 < \varphi_5 = 1$

Therefore, the increase of the fatigue shifts the minimum of the free energy ψ_F toward the extreme value $\varphi = 1$. This involves the material breaking due to energy instability.

5 Fatigue for elastic virgin material

In this section, we consider fatigue model for a material whose virgin state is elastic. In such a case, the stress tensor $\tilde{\mathbf{T}}$ assumes the following form

$$\tilde{\mathbf{T}}(\sigma(t), P(t)) = \mathbf{A} \nabla \mathbf{u}(t), \quad (5.1)$$

where \mathbf{A} is a positive and symmetric fourth order tensor and \mathbf{u} denotes the displacement vector. So fatigue is given by

$$\begin{aligned} \mathcal{F}(\varphi(t), \nabla \mathbf{u}(t)) &= \int_{t_0}^t [1 - \check{\varphi}(\tau)] \mathbf{A} \nabla \mathbf{u}(\tau) \cdot \nabla \dot{\mathbf{u}}(\tau) d\tau \\ &= \frac{1}{2} [1 - \check{\varphi}(t)] \mathbf{A} \nabla \mathbf{u}(t) \cdot \nabla \mathbf{u}(t) + \frac{1}{2} \int_{t_0}^t [\check{\varphi}(\tau)] \mathbf{A} \nabla \mathbf{u}(\tau) \cdot \nabla \mathbf{u}(\tau) d\tau, \end{aligned} \quad (5.2)$$

where we have supposed that $\varphi(t_0) = 0$ and $\nabla \mathbf{u}(t_0) = \mathbf{0}$.

Then, from (4.9), (3.4)₁ and (5.2)₂, we obtain the free energy $\psi_F(\tilde{\sigma}(t))$ as a function of $(\nabla \mathbf{u}, \varphi, \nabla \varphi)$

$$\begin{aligned} \psi_F(\nabla \mathbf{u}(t), \varphi(t), \nabla \varphi(t)) &= \frac{1}{\rho} \left\{ -\check{\varphi}(t) \mathcal{F}(\tilde{\sigma}^i, \tilde{P}_t) + \frac{1}{2\kappa} [\nabla \varphi(t)]^2 \right. \\ &\quad \left. + \mathcal{F}_0 G(\varphi(t)) \right\} = -\frac{1}{2\rho} \check{\varphi}(t) \left\{ [1 - \check{\varphi}(t)] \mathbf{A} \nabla \mathbf{u}(t) \cdot \nabla \mathbf{u}(t) + \right. \\ &\quad \left. \int_{t_0}^t [\check{\varphi}(\tau)] \mathbf{A} \nabla \mathbf{u}(\tau) \cdot \nabla \mathbf{u}(\tau) d\tau \right\} + \frac{1}{\rho} \left\{ \frac{1}{2\kappa} [\nabla \varphi(t)]^2 + \mathcal{F}_0 G(\varphi(t)) \right\}. \end{aligned}$$

While the inequality (4.6), using (5.2)₁, assumes the form

$$\begin{aligned}
\rho \dot{\psi}(\tilde{\sigma}(t)) &\leq [1 - \check{\varphi}(t)] \mathbf{A} \nabla \mathbf{u}(t) \cdot \nabla \dot{\mathbf{u}}(t) + \rho [\dot{\varphi}(t)]^2 \\
&+ \frac{d}{dt} \left\{ -\check{\varphi}(t) \int_{t_0}^t [1 - \check{\varphi}(\tau)] \mathbf{A} \nabla \mathbf{u}(\tau) \cdot \nabla \dot{\mathbf{u}}(\tau) d\tau + \frac{1}{2\kappa} [\nabla \varphi(t)]^2 \right. \\
&+ \mathcal{F}_0 G(\varphi(t)) \} = -\check{\varphi}(t) \mathbf{A} \nabla \mathbf{u}(t) \cdot \nabla \dot{\mathbf{u}}(t) + \rho [\dot{\varphi}(t)]^2 + \frac{1}{2} \frac{d}{dt} \{ [1 - \check{\varphi}(t) \\
&+ \check{\varphi}^2(t)] \mathbf{A} \nabla \mathbf{u}(t) \cdot \nabla \mathbf{u}(t) - \check{\varphi}(t) \int_{t_0}^t [\check{\varphi}(\tau)] \mathbf{A} \nabla \mathbf{u}(\tau) \cdot \nabla \mathbf{u}(\tau) d\tau \\
&+ \frac{1}{\kappa} [\nabla \varphi(t)]^2 + 2\mathcal{F}_0 G(\varphi(t)) \}.
\end{aligned}$$

Hence, the free energy for these materials is given by

$$\begin{aligned}
\psi(\nabla \mathbf{u}(t), \varphi(t), \nabla \varphi(t)) &= \frac{1}{2\rho} \{ [1 - \check{\varphi}(t) + \check{\varphi}^2(t)] \mathbf{A} \nabla \mathbf{u}(t) \cdot \nabla \mathbf{u}(t) \\
&- \check{\varphi}(t) \int_{t_0}^t \dot{\varphi}(\tau) \mathbf{A} \nabla \mathbf{u}(\tau) \cdot \nabla \mathbf{u}(\tau) d\tau + \frac{1}{\kappa} [\nabla \varphi(t)]^2 + 2\mathcal{F}_0 G(\varphi(t)) \}.
\end{aligned}$$

6 Differential system and maximum theorem

Now, we consider the differential system for a fatigue mechanical problem given by the equations (3.3) and (3.5), inside a smooth domain $\Omega \subset \mathbb{R}^3$ and in a time domain $I = [0, T] \subset \mathbb{R}$.

In the case of an elastic material $\tilde{\mathbf{T}}$ and $\mathcal{F}(\tilde{\sigma}^0, \tilde{P}_t)$ are defined in (5.1) and (5.2), so, by using (3.6), we have the differential system

$$\begin{aligned}
\rho(x) \frac{\partial \varphi(x, t)}{\partial t} &= \nabla \cdot \frac{1}{\kappa(x)} \nabla \varphi(x, t) - \mathcal{F}_0(x) \left\langle 2\varphi(x, t) - \frac{\varphi^2(x, t)}{2} \right\rangle \\
&- \langle -1 \rangle \int_0^t [1 - \check{\varphi}(x, \tau)] \mathbf{A}(x) \nabla \mathbf{u}(x, \tau) \cdot \nabla \dot{\mathbf{u}}(x, \tau) d\tau, \quad (6.1)
\end{aligned}$$

$$\rho(x) \frac{\partial^2 \mathbf{u}(x, t)}{\partial t^2} = \nabla \cdot \{ [1 - \check{\varphi}(t)]^2 \mathbf{A}(x) \nabla \mathbf{u}(x, t) \} + \rho(x) \mathbf{b}(x, t), \quad (6.2)$$

with the initial and boundary conditions

$$\mathbf{u}(x, 0) = \mathbf{u}_0(x), \quad \mathbf{v}(x, 0) = \mathbf{v}_0(x), \quad \varphi(x, 0) = \varphi_0(x), \quad (6.3)$$

$$\mathbf{u}(x, t)|_{\partial\Omega} = \mathbf{0}, \quad \nabla\varphi(x, t)|_{\partial\Omega} = 0. \quad (6.4)$$

In order to define the weak solutions of the problem (6.1)-6.4), we introduce the set of the functions $\mathbf{u} \in \mathcal{H}_{\mathbf{u}} := H^{3/2}(0, T; L^2(\Omega)) \cap L^2(0, T; H_0^1(\Omega))$ and $\varphi \in \mathcal{H}_{\varphi} := H^1(0, T; L^2(\Omega)) \cap L^2(0, T; H_{\nabla}^1(\Omega))$, where

$$H_0^1(\Omega) = \{\mathbf{u}(x) \in H^1(\Omega); \mathbf{u}(x)|_{\partial\Omega} = 0\}$$

and

$$H_{\nabla}^1(\Omega) = \{\varphi(x) \in H^1(\Omega); \nabla\varphi(x) \cdot \mathbf{n}|_{\partial\Omega} = 0\}.$$

Moreover, we suppose $\rho(x), \kappa(x), \mathbf{A}(x) \in L^\infty(\Omega)$.

Definition 6.1 A pair $(\varphi, \mathbf{u}) \in \mathcal{H}_{\varphi} \times \mathcal{H}_{\mathbf{u}}$ is called weak solution of the problem (6.1)-6.2), with initial conditions (6.3) and boundary conditions (6.4), if satisfies, for all $\psi \in \mathcal{H}_{\varphi}$ and $\mathbf{w} \in \mathcal{H}_{\mathbf{u}}$, the integral forms

$$\begin{aligned} & \int_0^T \int_{\Omega} \left\{ \rho(x) \dot{\varphi}(x, t) \dot{\psi}(x, t) + \frac{1}{\kappa(x)} \nabla\varphi(x, t) \cdot \nabla\dot{\psi}(x, t)(x, t) \right. \\ & + \langle -1 \rangle \int_0^t [1 - \check{\varphi}(x, \tau)] \mathbf{A}(x) \nabla\mathbf{u}(x, \tau) \cdot \nabla\dot{\mathbf{u}}(x, \tau) d\tau \dot{\psi}(x, t) \\ & \left. + \mathcal{F}_0(x) \left\langle 2\varphi(x, t) - \frac{\varphi^2(x, t)}{2} \right\rangle \dot{\psi}(x, t) \right\} dx dt = 0 \end{aligned} \quad (6.5)$$

and

$$\begin{aligned} & \int_0^T \left\{ \int_{\Omega} \rho(x) \ddot{\mathbf{u}}(x, t) \cdot \dot{\mathbf{w}}(x, t) + [1 - \check{\varphi}(x, t)]^2 \mathbf{A}(x) \nabla\mathbf{u}(x, t) \right. \\ & \left. \cdot \nabla\dot{\mathbf{w}}(x, t) \right\} dx dt = \int_0^T \int_{\Omega} \rho(x) \mathbf{b}(x, t) \cdot \dot{\mathbf{w}}(x, t) dx dt. \end{aligned} \quad (6.6)$$

In order to obtain the well position of the differential problem (6.1)-6.4) it is crucial to prove the following maximum theorem.

Theorem 6.2 Any solution of the equation (6.1), with initial conditions $0 \leq \varphi_0(x) \leq 1$, with boundary condition $\nabla\varphi(x, t)|_{\partial\Omega} = 0$, satisfies the restriction

$$0 \leq \varphi(x, t) \leq 1, \text{ for all } t > 0 \text{ and a.e. } x \in \Omega. \quad (6.7)$$

Proof. Multiplying the equation (6.1) by $\varphi_-(x, t) = \max[-\varphi(x, t), 0]$ and integrating on Ω , we obtain

$$\begin{aligned} & \int_{\Omega} \left(\rho \varphi_- \varphi_t + \frac{1}{\kappa} \nabla \varphi_- \cdot \nabla \varphi + \varphi_- \mathcal{F}_0 \left\langle 2\varphi - \frac{\varphi^2}{2} \right\rangle \right) dx \\ &= - \int_{\Omega} \langle -1 \rangle \varphi_- \int_0^t [1 - \check{\varphi}(\tau)] \mathbf{A} \nabla \mathbf{u}(\tau) \cdot \nabla \dot{\mathbf{u}}(\tau) d\tau dx. \end{aligned} \quad (6.8)$$

It is easy to prove from the initial condition $\varphi_0(x) \in [0, 1]$, that

$$\int_{\Omega} \langle -1 \rangle \varphi_-(t) \int_0^t [1 - \check{\varphi}(\tau)] \mathbf{A} \nabla \mathbf{u}(\tau) \cdot \nabla \dot{\mathbf{u}}(\tau) d\tau dx = 0;$$

then, because $\varphi_- \varphi_t = -\varphi_- \varphi_{\perp}$, we obtain from (6.8) for any $T > 0$

$$\begin{aligned} & \int_0^T \int_{\Omega} \left[\rho \varphi_-(t) \varphi_{\perp}(t) + \frac{1}{\kappa} \nabla \varphi_-(t) \cdot \nabla \varphi_-(t) \right. \\ & \quad \left. - \varphi_-(t) \mathcal{F}_0 \left\langle 2\varphi(t) - \frac{\varphi^2}{2}(t) \right\rangle \right] dx dt = 0, \end{aligned}$$

from which

$$\int_{\Omega} \left\{ \frac{1}{2} \rho [\varphi_-(T)]^2 + \frac{1}{\kappa} \int_0^T [\nabla \varphi_-(t)]^2 dt \right\} dx = 0, \quad (6.9)$$

because

$$\int_0^T \int_{\Omega} \varphi_-(t) \mathcal{F}_0 \left\langle 2\varphi(t) - \frac{\varphi^2}{2}(t) \right\rangle dx dt = 0.$$

Thus, from (6.9), $\varphi_-(x, T) = 0$ for any $T \in [0, \infty)$ and $\nabla \varphi_-(t) = \mathbf{0}$ for any $t \in [0, T]$ a.e. $x \in \Omega$.

Hence, the restriction that $\varphi(x, t) \geq 0$ is satisfied in (6.1).

To show that $\varphi(x, t) \leq 1$, let us to consider the function

$$(\varphi - 1)_+ = \begin{cases} \varphi - 1 & \forall \varphi > 1 \\ 0 & \forall \varphi \leq 1 \end{cases}$$

and suppose that $\varphi(x, t) > 1$.

Thus, multiplying (6.1) by $(\varphi - 1)_+$, after an integration on Ω , we have

$$\begin{aligned} & \int_{\Omega} \left[\rho (\varphi - 1)_+ \varphi_t + \frac{1}{\kappa} \nabla (\varphi - 1)_+ \cdot \nabla \varphi + (\varphi - 1)_+ \mathcal{F}_0 \left\langle 2\varphi - \frac{\varphi^2}{2} \right\rangle \right] dx \\ &= - \langle -1 \rangle \int_{\Omega} (\varphi - 1)_+ \int_0^t [1 - \check{\varphi}(\tau)] \mathbf{A} \nabla \mathbf{u}(\tau) \cdot \nabla \dot{\mathbf{u}}(\tau) d\tau dx \end{aligned} \quad (6.10)$$

and hence, by integrating on $[0, T]$, it follows that

$$\begin{aligned} & \int_0^T \int_{\Omega} \left[\rho(\varphi - 1)_+(\varphi - 1)_t + \frac{1}{\kappa} \nabla(\varphi - 1)_+ \cdot \nabla(\varphi - 1) \right. \\ & \quad \left. + (\varphi - 1)_+ \mathcal{F}_0 \left\langle 2\varphi - \frac{\varphi^2}{2} \right\rangle \right] dx dt \\ &= - \int_0^T \int_{\Omega} \langle -1 \rangle (\varphi - 1)_+ \int_0^t [1 - \check{\varphi}(\tau)] \mathbf{A} \nabla \mathbf{u}(\tau) \cdot \nabla \dot{\mathbf{u}}(\tau) d\tau dx dt = 0, \end{aligned}$$

since by hypothesis $\varphi(x, t) > 1$, then $\langle -1 \rangle (\varphi - 1)_+ = 0$.

By integrating the first term and observing that in the third term also $G'(\varphi) = \left\langle 2\varphi - \frac{\varphi^2}{2} \right\rangle = 0$ under the hypothesis $\varphi(x, t) > 1$, this equation reduces to

$$\int_{\Omega} \left\{ \frac{1}{2} \rho [(\varphi - 1)_+(T)]^2 + \frac{1}{\kappa} \int_0^T [\nabla(\varphi - 1)_+(t)]^2 dt \right\} dx = 0, \quad (6.11)$$

that is the sum of two positive quantities; therefore, each of these must be equal to zero. Thus, it follows that $(\varphi - 1)_+(x, T) = 0$ for any $T \in [0, \infty)$ and also $\nabla(\varphi - 1)_+(x, t) = \mathbf{0}$ for any $t \in [0, T]$. Hence, the hypothesis $\varphi(x, t) > 1$ is not satisfied; on the contrary the inequality $\varphi(x, t) \leq 1$ holds and the restriction (6.7) has been proved. ■

The thesis of this theorem can be confirmed by the simulations represented in Fig. 3, and 4, corresponding to several selections of parameters

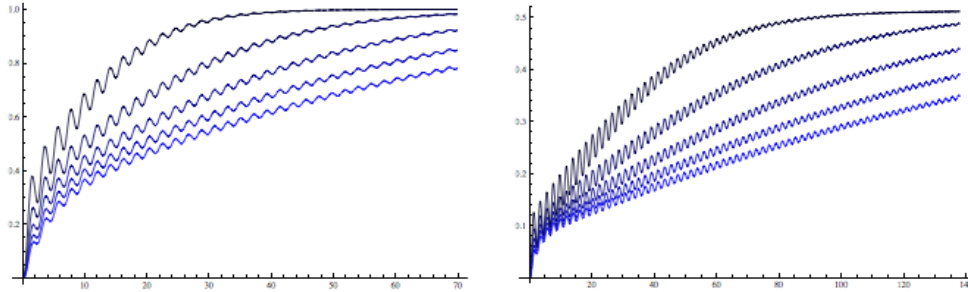


Fig.3. The first graphic describes the behavior of the phase field φ corresponding to different values of the density $\bar{\rho}_i = 1, 2, 3, 4, 5$ and a time

$t = 140$, with the same frequency $\bar{\omega}$. In the second graphic, the frequency is the same $\bar{\omega}$, but the densities $\rho_i = 2\bar{\rho}_i$.

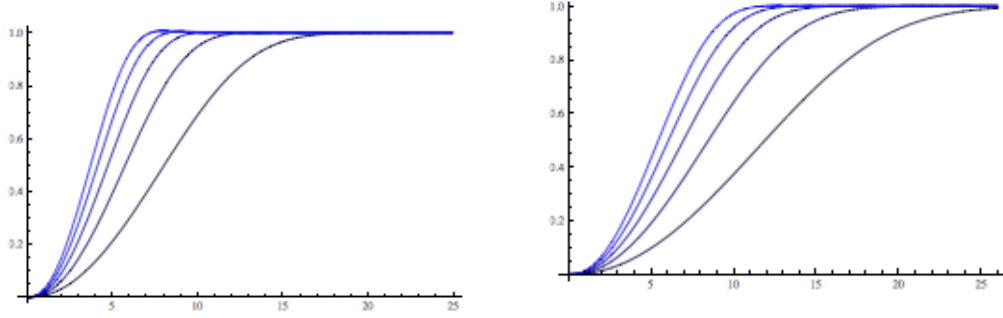


Fig. 4. These graphics describe the behavior of φ for different values of the frequency $\bar{\omega}_i = 1, 2, 3, 4, 5$, with the same time $t = 26$, but with two values of the density.

Let us now study a uniqueness theorem for the null solution. So that, we consider zero initial data and supplies.

Theorem 6.3 *The system (6.5)-6.6) with zero initial data and supplies admits only the null solution.*

Proof. From the system (6.5)-6.6) with $\psi = \varphi$ and $\mathbf{w} = \mathbf{u}$, and initial and boundary conditions

$$\mathbf{u}(x, 0) = \mathbf{0}, \quad \dot{\mathbf{u}}(x, 0) = \mathbf{0}, \quad \varphi(x, 0) = 0, \quad (6.12)$$

$$\mathbf{u}(x, t)|_{\partial\Omega} = \mathbf{0}, \quad \nabla\varphi(x, t)|_{\partial\Omega} = 0, \quad (6.13)$$

we obtain

$$\begin{aligned} & \int_0^T \int_{\Omega} \left\{ \rho(x) [\dot{\varphi}(x, t)]^2 + \frac{1}{2} \frac{1}{\kappa(x)} \frac{\partial}{\partial t} [\nabla\varphi(x, t)]^2 \right. \\ & \quad + \langle -1 \rangle \int_{t_0}^t [1 - \check{\varphi}(x, \tau)] \mathbf{A}(x) \nabla \mathbf{u}(x, \tau) \cdot \nabla \dot{\mathbf{u}}(x, \tau) d\tau \dot{\varphi}(x, t) \\ & \quad \left. + \mathcal{F}_0(x) \left\langle 2\varphi(x, t) - \frac{\varphi^2(x, t)}{2} \right\rangle \right\} \dot{\varphi}(x, t) dx dt = 0 \end{aligned} \quad (6.14)$$

and

$$\int_0^T \int_{\Omega} \rho(x) \ddot{\mathbf{u}}(x, t) \cdot \dot{\mathbf{u}}(x, t) + [1 - \check{\varphi}(x, t)]^2 \mathbf{A}(x) \nabla \mathbf{u}(x, t) \cdot \nabla \dot{\mathbf{u}}(x, t) dx dt = 0. \quad (6.15)$$

Summing these equations and taking into account the previous result $0 \leq \varphi(x, t) \leq 1$ and the corresponding expressions of the interested quantities, we obtain

$$\begin{aligned}
& \int_0^T \int_{\Omega} \left(\frac{1}{2} \frac{\partial}{\partial t} \left\{ \rho(x) \dot{\mathbf{u}}^2(x, t) + [1 - \varphi(x, t)]^2 \mathbf{A}(x) \nabla \mathbf{u}(x, t) \cdot \nabla \mathbf{u}(x, t) \right. \right. \\
& \quad \left. \left. + \frac{1}{\kappa(x)} [\nabla \varphi(x, t)]^2 \right\} + \mathcal{F}_0(x) \left(2\varphi(x, t) - \frac{\varphi^2(x, t)}{2} \right) \dot{\varphi}(x, t) \right) dx dt \\
&= \int_0^T \int_{\Omega} \left\{ -\rho(x) [\dot{\varphi}(x, t)]^2 + \frac{1}{2} \dot{\varphi}(x, t) \int_0^t \dot{\varphi}(x, \tau) \mathbf{A}(x) \nabla \mathbf{u}(x, \tau) \cdot \nabla \mathbf{u}(x, \tau) d\tau \right. \\
& \quad \left. - \frac{1}{2} \dot{\varphi}(x, t) [1 - \varphi(x, t)] \mathbf{A}(x) \nabla \mathbf{u}(x, t) \cdot \nabla \mathbf{u}(x, t) \right\} dx dt. \quad (6.16)
\end{aligned}$$

Then, using the initial conditions (6.12), there exists a $T_\varepsilon > 0$ such that for all $t \in [0, T_\varepsilon]$

$$\begin{aligned}
0 \geq \dot{\varphi}(x, t) & \left\{ \int_0^t \dot{\varphi}(x, \tau) \mathbf{A}(x) \nabla \mathbf{u}(x, \tau) \cdot \nabla \mathbf{u}(x, \tau) d\tau \right. \\
& \left. - [1 - \varphi(x, t)] \mathbf{A}(x) \nabla \mathbf{u}(x, t) \cdot \nabla \mathbf{u}(x, t) \right\}; \quad (6.17)
\end{aligned}$$

then, we have by (6.16) and by the initial and boundary conditions (6.12)-(6.13), that

$$\mathbf{u}(x, t) = \mathbf{0}, \quad \varphi(x, t) = 0, \quad t \in [0, T_\varepsilon] \text{ and a.e. } x \in \Omega. \quad (6.18)$$

Finally, after an iteration procedure, we can prove that (6.18) is satisfied for any $t \in [0, \infty]$. ■

7 Thermo-mechanical fatigue life

It is apparent that fatigue may be affected by the temperature (see [19], [22]). Thus, fatigue life of a material could change under different temperatures, especially, when the variations of temperature are frequent and with high gradients or thermal shock.

In this framework, we have to introduce the heat equation. So that, we consider the First Law of Thermodynamics

$$\rho(x) \dot{e}(x, t) = \mathcal{P}_m^i(x, t) + \mathcal{P}_h^i(x, t) + \mathcal{P}_s^i(x, t), \quad (7.1)$$

where e is the internal energy, \mathcal{P}_m^i the internal mechanical power, \mathcal{P}_h^i the internal heat power and \mathcal{P}_s^i the internal structural power. Moreover, in this paper we confine the study to a *simple material* (see [28], [12]), for which the internal mechanical work \mathcal{P}_m^i is given by

$$\mathcal{P}_m^i = \mathbf{T} \cdot \mathbf{L} \quad (7.2)$$

With a view to well define the differential system, we introduce the motion equation

$$\rho(x) \frac{\partial \mathbf{v}(x, t)}{\partial t} = \nabla \cdot [\mathbf{T}(x, t) + \varkappa \theta \mathbf{I}] + \rho(x) \mathbf{b}(x, t), \quad \varkappa > 0, \quad (7.3)$$

where θ is the absolute temperature and \mathbf{I} is the identity tensor, the heat equation

$$\mathcal{P}_h^i(x, t) = -\nabla \cdot \mathbf{q}(x, t) + \rho(x) r(x, t) \quad (7.4)$$

and the Ginzburg-Landau equation

$$\begin{aligned} \rho(x) \frac{\partial \varphi(x, t)}{\partial t} &= \nabla \cdot \frac{1}{\kappa(x)} \nabla \varphi(x, t) \\ &\quad - \mathcal{F}(x, t) F'(\varphi(x, t)) - \mathcal{F}_0(x) G'(\varphi(x, t)). \end{aligned} \quad (7.5)$$

The fatigue $\mathcal{F}(\hat{\sigma}(t))$ is now defined by

$$\begin{aligned} \mathcal{F}(\hat{\sigma}(t)) &= \int_{t_0}^t [1 - \check{\varphi}(\tau)] \left[-\frac{\mathcal{P}_h^i(\tau)}{\theta(\tau)} + \mathbf{q} \cdot \nabla \theta^{-1}(\tau) \right] d\tau \\ &= \int_{t_0}^t [1 - \check{\varphi}(\tau)] \left\{ [\tilde{\mathbf{T}}(\sigma(\tau), P(\tau)) \cdot \nabla \mathbf{v}(\tau) + \mathcal{P}_s^i(\tau) \right. \\ &\quad \left. - \rho(x) \dot{e}(\tau)] \theta^{-1}(\tau) + \mathbf{q}(\tau) \cdot \nabla \theta^{-1}(\tau) \right\} d\tau, \end{aligned} \quad (7.6)$$

which on closed cycles assumes the form

$$\begin{aligned} \mathcal{F}(\hat{\sigma}(t)) &= \oint_{t_0}^t [1 - \check{\varphi}(\tau)] [\tilde{\mathbf{T}}(\sigma(\tau), P(\tau)) \cdot \mathbf{L}(\tau) \theta^{-1}(\tau) \\ &\quad + \mathcal{P}_s^i(\tau) \theta^{-1}(\tau) + \mathbf{q}(\tau) \cdot \nabla \theta^{-1}(\tau)] d\tau - \oint_{t_0}^t \rho(x) [1 - \check{\varphi}(\tau)] \frac{\dot{e}(\tau)}{\theta(\tau)} d\tau. \end{aligned} \quad (7.7)$$

Then, by (7.5) the balance of the structural power provides

$$\begin{aligned} \nabla \cdot \left[\frac{1}{\kappa} (x) \dot{\varphi}(x, t) \nabla \varphi(x, t) \right] &= \rho(x) \dot{\varphi}^2(x, t) + \frac{1}{\kappa(x)} \nabla \varphi(x, t) \cdot \nabla \dot{\varphi}(x, t) \\ &\quad + \mathcal{F}(\hat{\sigma}(t)) \dot{F}(\varphi(x, t)) + \mathcal{F}_0(x) \dot{G}(\varphi(x, t)). \end{aligned}$$

So, the internal structural power is defined by

$$\begin{aligned}\mathcal{P}_s^i(x, t) &= \rho(x)\dot{\varphi}^2(x, t) + \frac{1}{\kappa(x)}\nabla\varphi(x, t) \cdot \nabla\dot{\varphi}(x, t) \\ &\quad + \mathcal{F}(\hat{\sigma}(t))\dot{F}(\varphi(x, t)) + \mathcal{F}_0(x)\dot{G}(\varphi(x, t)).\end{aligned}\quad (7.8)$$

Finally, by (7.1), (7.2) and (7.4) we obtain the heat equation

$$\rho\dot{e} - \mathbf{T} \cdot \mathbf{L} - \mathcal{P}_s^i = -\nabla \cdot \mathbf{q} + \rho r,$$

where $\mathcal{P}_s^i(x, t)$ is given by (7.8).

This equation for an elastic material takes the wording

$$\rho c\dot{\theta} - \rho(x)\dot{\varphi}^2(x, t) - \mathcal{F}(\hat{\sigma}(t))\dot{F}(\varphi(x, t)) = -\nabla \cdot \mathbf{q} + \rho r$$

and from (7.8), $\mathcal{F}(\hat{\sigma}(t))$ assumes the form

$$\begin{aligned}\mathcal{F}(\hat{\sigma}(t)) &= \int_{t_0}^t ([1 - \check{\varphi}(\tau)] \mathbf{A} \nabla \mathbf{u}(\tau) \cdot \nabla \dot{\mathbf{u}}(\tau) \theta^{-1}(\tau) \\ &\quad + \mathbf{q}(\tau) \cdot \nabla \theta^{-1}(\tau)) (d\tau).\end{aligned}\quad (7.9)$$

Acknowledgement 7.1 *The author has been partially supported by Italian G.N.F.M. - I.N.D.A.M and by University of Bologna. The Figures 3 and 4 were generated using the software package Mathematica (ver. 8.0.4). Finally, the author is grateful to professors Caputo and Fremond for their suggestions and advises.*

References

- [1] G. Amendola, M. Fabrizio and M.J. Golden, Thermodynamics of materials with memory. Theory and applications. Springer, New York, xvi+574 (2012). ISBN: 978-1-4614-1691-3.
- [2] C. Banfi and M. Fabrizio, *Sul concetto di sottocorpo nella meccanica dei continui*, Accad. Naz. Lincei Rend. Cl. Sci. Fis. Mat. Natur. **66** 136-142 (1979).
- [3] C. Bathias, *There is no infinite fatigue life in metallic materials*, Fatigue & Fracture of Engineering Materials & Structures **22** 559-565 (1999). doi:10.1046/j.1460-2695.1999.00183.x..

- [4] M. Caputo, *Linear models of dissipation whose Q is almost frequency independent*, Part II, Geophys. J. R. Astr. Soc. **13** 529-539 (1967).
- [5] M. Caputo, *Vibrations of an infinite plate with a frequency independent Q* , J. Acoust. Soc. Am. **60** 634-639 (1976).
- [6] M. Caputo, *A model for the fatigue in elastic materials with frequency independent Q* , J. Acoust. Soc. Am. **66** (1) 176-179 (1979).
- [7] M. Caputo, *The rheology of an anelastic medium studied by means of the observation of the splitting of its eigenfrequencies*, J. Acoust. Soc. Am. **86** 1984-1989 (1989).
- [8] B.D. Coleman and D.R. Owen, *A Mathematical foundation for thermodynamics*, Arch. Rational Mech. Anal. **54** 1-104 (1974).
- [9] M. Fabrizio, *Superconductivity and the gauge invariance of the Ginzburg–Landau equations*, Int. J. Engin. Sc. **37** 1487-1494, (1999).
- [10] M. Fabrizio, *Ice–water and liquid–vapor phase transitions by a Ginzburg–Landau model*, J. Math. Phys. **49** 102902, 13 pp. (2008).
- [11] M. Fabrizio, C. Giorgi and A. Morro, *A continuum theory for first-order phase transitions based on the balance of structure order*, Math. Meth. Appl. Sci. **31** 627-653 (2008).
- [12] M. Fabrizio, B. Lazzari and R. Nibbi, *Thermodynamics of non-local materials: extra fluxes and internal powers*, Continuum Mech. Thermodyn. **23** 509-525 (2011).
- [13] Z. Fana, X. Chena, L. Chenb, J. Jiangb, *Fatigue–creep behavior of 1.25Cr0.5Mo steel at high temperature and its life prediction*, International Journal of Fatigue **29** 1174-1183 (2007).
- [14] N.A. Fleck, C.S. Shin and R.A. Smith, *Fatigue Crack Growth Under Compressive Loading*, Engineering Fracture Mechanics **21** 173-185 (1985).
- [15] M. Fremond, *Phase change in mechanics*. Springer, Heidelberg, xiii+303 (2012). ISBN 978-3-642-2408-1.

- [16] M. Frémond and N. Kenmochi, *Damage of a viscous locking material*, Advances in Mathematical Sciences and Applications, **16** 697-716 (2006).
- [17] M. Frémond, K.L. Kuttler, B. Nedjar and M. Shillor, *One dimensional models of damage*, Adv. Math. Sci. Appl. **8** 541-570 (1998).
- [18] M. Frémond and B. Nedjar, *Damage, gradient of damage and principle of virtual power*, Int. J. Solids Struct. **33** 1083-1103 (1996).
- [19] T.K. Heckel and H.J. Christ, *Thermomechanical Fatigue of the TiAl Intermetallic Alloy TNB-V2*, Experimental Mechanics **50** 717-724 (2010).
- [20] S. Korkmaz, *A Methodology to Predict Fatigue Life of Cast Iron: Uniform Material Law for Cast Iron*, Journal of Iron and Steel Research, International 18:8, (2011). doi:10.1016/S1006-706X(11)60102-7.
- [21] C. Laird, *Crack Nucleation and State I Propagation in High Strain Fatigue- II Mechanism*, Acta Metallurgica 789-799 (1978).
- [22] R. Minichmayr, M. Riedler, G. Wintner, H. Leitner and W. Eichlseder, *Thermo-mechanical fatigue life assessment of aluminum components using the damage rate model of Schittoglu*, International Journal of Fatigue, **30** 298-304 (2008).
- [23] M. Nagode, F. Längler and M. Hack, *A time-dependent damage operator approach to thermo-mechanical fatigue of Ni-resist D-5S*, Int. J. Fatigue **33** 692-699 (2011).
- [24] W. Noll, *A new mathematical theory of simple materials*, Arch. Rational Mech. Anal. **48** 1-50 (1972).
- [25] P.C. Paris, M.P. Gomez and W.E. Anderson, *A rational analytic theory of fatigue*, The Trend in Engineering **13**, 9-14 (1961).
- [26] W. Schutz, *A history of fatigue*, Engin. Fracture Mech. **54** 263-300 (1996).
- [27] R.I. Stephens and H.O. Fuchs, *Metal Fatigue in Engineering* (Second edition ed.), John Wiley & Sons, (2000).

- [28] C. Truesdell and W. Noll, The non-linear field theories of mechanics. Handbuch der Physik, III-3, pages 1–602. Springer-Verlag, Berlin, 1965.