
PARTIAL DUALITY OF HYPERMAPS

by

S. Chmutov & F. Vignes-Tourneret

Abstract. — We introduce partial duality of hypermaps, which include the classical Euler-Poincaré duality as a particular case. Combinatorially, hypermaps may be described in one of three ways: as three involutions on the set of flags (bi-rotation system or τ -model), or as three permutations on the set of half-edges (rotation system or σ -model in orientable case), or as edge 3-coloured graphs. We express partial duality in each of these models. We give a formula for the genus change under partial duality.

MSC. — 05C10, 05C65, 57M15, 57Q15

Keywords and phrases. — maps, hypermaps, partial duality, permutational models, rotation system, bi-rotation system, edge coloured graphs

Contents

Introduction	2
1. Hypermaps	3
2. Partial duality	10
3. Genus change	17
4. Directions of future research	19

Introduction

Maps can be thought of as graphs embedded into surfaces. *Hypermaps* are hypergraphs embedded into surfaces. In other words, in hypermaps a (hyper) edge is allowed to connect more than two vertices, so having more than two *half-edges*, or just a single half-edge (see Figure 1).

One way of combinatorially study oriented hypermaps, the *rotation system* or the σ -model, is to consider permutations of its half-edges, also know as *darts*, around each vertex, around each hyperedge, and around each face according to the orientation. This model has been carefully worked out by R. Cori [Cor75], however it can be traced back to L. Heffter [Hef91]. It became popular after the work of J. R. Edmonds [Edm60]. It is very important for the Grothendieck dessins d'Enfants theory, see [LZ04], where the σ -model is called *3-constellation*. We review the σ -model in Section 1.3.

Another combinatorial description of hypermaps, the *bi-rotation system* or the τ -model, goes through three involutions acting on the set of *local flags*, also know as *blades*, represented by triples (vertex, edge, face). The motivation for this model was the study of symmetry of regular polyhedra which is a group generated by reflections (involutions). As such it may be traced back to Ancient Greeks. It was used systematically by F. Klein in [Kle56] and later by Coxeter and Moser in [CM80]. More recently this model was used in the context of maps and hypermaps in [Wil78; JT83; Jam88; JP09]. We review the τ -model in Section 1.2.

In 1975 T. Walsh noted [Wal75] that, if we consider a small regular neighbourhood of vertices and hyperedges, then we can regard hypermaps as cell decomposition of a compact closed surface into disks of three types, vertices, hyperedges, and faces, such that the disks of the same type do not intersect and the disks of different types may intersect only on arcs of their boundaries. These arcs form a 3-regular graph whose edges are coloured in 3 colours depending on the types of cells they are adjacent to. The arcs of intersection of hyperedge-disks with face-disks bear the colour 0. The colour 1 stands for the arcs of intersection of vertex-disks with face-disks. And the arcs of intersection of vertex-disks with hyperedge-disks are coloured by 2. Thus we come to the concept of [2]-coloured graphs, where [2] stands for the set of three colours [2] := {0, 1, 2}. It turns out that such a [2]-coloured graph carries all the information about the original hypermap. This gives another combinatorial model for description of hypermaps. We review this model in Section 1.4.

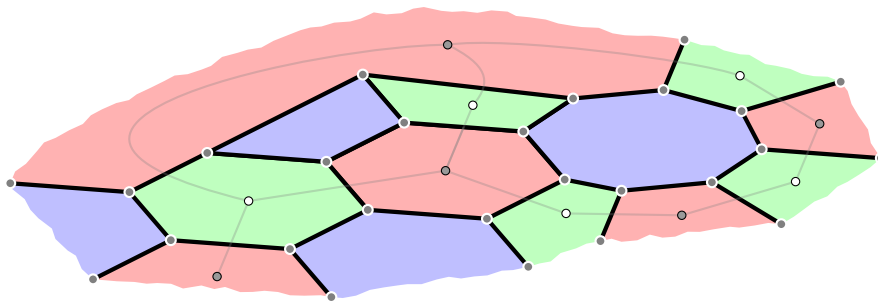


Figure 1. Local view of a hypermap with its Walsh map superimposed (vertices are red, hyperedges are green, faces are blue).

About the same time this concept was generalized to higher dimensions. Namely, in the 1970's M. Pezzana [Pez74; Pez75] discovered a way of coding a piecewise-linear (PL) manifold by a properly edge-coloured graph. The idea goes as follows: choose a triangulation K of this given manifold M . Consider then its first barycentric subdivision K_1 . The 1-skeleton of K_1^* is a properly edge-colourable graph. It turns out that the colouring of the graph is sufficient to reconstruct M completely. The discovery of M. Pezzana allows to bring combinatorial and

graph theoretical methods into PL topology. This correspondence between PL manifolds and coloured graphs has been further developed by M. Ferri, C. Gagliardi and their group [FGG86]. It has also been independently rediscovered by A. Vince [Vin83], S Lins and A. Mandel [LM85], and, to a certain extent, by R. Gurau [Gur10a].

Originally the partial duality relative to a subset of edges was defined for ribbon graphs in [Chm08] under the name of generalized duality. The motivation came from an idea to unify various versions of the Thistlethwaite theorems in knot theory relating the Jones polynomial of knots with the Tutte-like polynomial of (ribbon) graphs. Then it was thoughtfully studied and developed in papers [VT09; Mof08; Mof10; EMM10; BBC12; Mof12; HM13; GMT20a]. We refer to [EMM13] for an excellent account on this development.

The main result of this paper is a generalization of partial duality to hypermaps in Section 2. There we define the partial duality in Section 2.1 and then describe it in each of the three combinatorial models in subsequent subsections. Independently this generalization was found by Benjamin Smith [Smi18], but it does not contain the expression of partial duality in terms of permutational models and does not have any formula for the genus change. The operation of partial duality usually is different from the operations of [JP09; JT83] and from the operation of [Vin95]. Typically it changes the genus of a hypermap. We give a formula for the genus change in Section 3. We finish the paper with general remarks about future directions of research on partial duality in higher dimensions.

Acknowledgement. We are grateful to Iain Moffatt and Neal Stoltzfus for fruitful discussions on our preliminary results during the Summer 2014 Programm “Combinatorics, geometry, and physics” in Vienna, and the Erwin Schrödinger International Institute for Mathematical Physics (ESI) and the University of Vienna for hospitality during the program. S. Ch. thanks the Max-Planck-Institut für Mathematik in Bonn and the Université Lyon 1 for excellent working conditions and warm hospitalities during the visits in 2014 and 2016. F. V.-T. is partially supported by the grant ANR JCJC CombPhysMat2Tens.

1. Hypermaps

1.1. Geometrical model. — A *map* is a cellularly embedded graph in a (not necessarily orientable) compact closed surface. The edges of a graph are represented by smooth arcs on the surface connecting two (not necessarily distinct) vertices. A small regular neighbourhood of such a graph on the surface is a surface with boundary, called *ribbon graph*, equipped with a decomposition into a union of topological disks of two types, the neighbourhoods of vertices and the neighbourhoods of edges. The last one can be regarded as a narrow quadrilateral along the edges attached to the corresponding vertex discs at the two opposite sides. Attaching disks called *faces* to the boundary components of a ribbon graph restores the original closed surface. Thus a map may be regarded as a cell decomposition of a compact closed surface into disks of three types, vertices, edges, and faces, such that the disks of the same type do not intersect and the disks of different types may intersect only on arcs of their boundaries and the edge-disks intersect with at most two vertex-disks and at most two face-disks.

Hypermaps differ from maps in that the edges are allowed to be *hyperedges* and may connect several vertices. Hypermaps may be considered as cellularly embedded hypergraphs where hyperedges are embedded as one dimensional star-shapes. Consequently hypermaps can be defined as cell decomposition of a compact closed surface into disks of three types, vertices, hyperedges, and faces, such that the disks of the same type do not intersect and the disks of different types may intersect only on arcs of their boundaries. The restriction on edge-disks to be quadrilaterals is released here comparable to the definition of a map. So the definition of a

hypermap is completely symmetrical with respect to the types of the cells. Fig. 2 shows a non

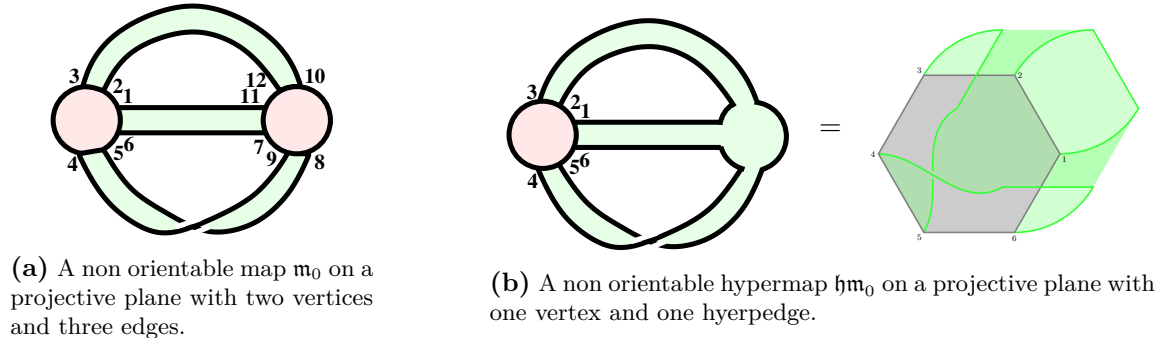


Figure 2. Map and hypermap

orientable map \mathbf{m}_0 and a hypermap \mathbf{hm}_0 obtained from \mathbf{m}_0 by uniting the right vertex with the three edges into a single hyperedge.

1.2. Permutational τ -model. — In this model, also called *bi-rotation system*, a hypermap \mathbf{hm} is described in a pure combinatorial way as three fixed point free involutions, τ_0 , τ_1 , and τ_2 , acting on a set X of *local flags* of \mathbf{hm} . A (local) flag is a triple (v, e, f) consisting of a vertex v , the intersection e of a hyperedge incident to v with a small neighbourhood of v , the intersection f of a face adjacent to v and e with the same neighbourhood of v . Another way of defining a local flag is to consider a triangle in the barycentric subdivision of faces of \mathbf{hm} considered as an embedded hypergraph. We will depict a flag as a small black copy of such a triangle attached to the vertex v .

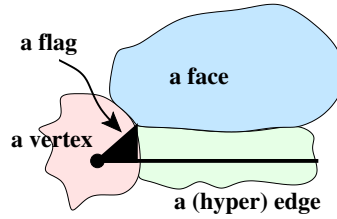


Figure 3. A local flag

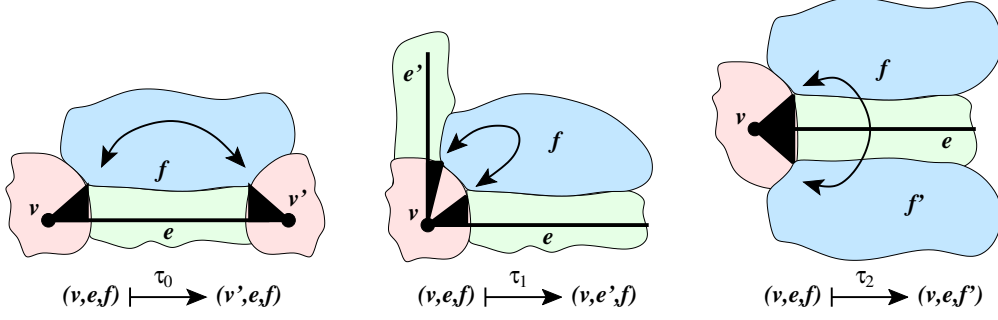
When a hypermap is understood as a [2]-coloured cell decomposition of a surface, the local flags correspond to the points where all three types of cells meet together. Three lines of cell intersections emanate from each such point, the 2-line of intersection of the vertex-disk with the (hyper) edge-disk, the 1-line of intersection of the vertex-disk with the face-disk, and the 0-line of intersection of the edge-disk with the face-disk. These lines yield three partitions of the set X of local flags into pairs of flags whose corresponding points are connected by 0-, 1-, or 2-lines. The permutation τ_i swaps the flags in the pairs connected by the i -lines.

In fig. 2 the local flags are labeled by numbers. For these hypermaps the permutations τ_i are the following. For the map \mathbf{m}_0 ,

$$\begin{aligned}\tau_0 &= (1, 11)(2, 12)(3, 10)(4, 9)(5, 8)(6, 7), \\ \tau_1 &= (1, 2)(3, 4)(5, 6)(7, 9)(8, 10)(11, 12), \\ \tau_2 &= (1, 6)(2, 3)(4, 5)(7, 11)(8, 9)(10, 12).\end{aligned}$$

For \mathbf{hm}_0 ,

$$\tau_0 = (1, 2)(3, 5)(4, 6), \quad \tau_1 = (1, 2)(3, 4)(5, 6), \quad \tau_2 = (1, 6)(2, 3)(4, 5).$$


 Figure 4. Involutions τ_0 , τ_1 , τ_2

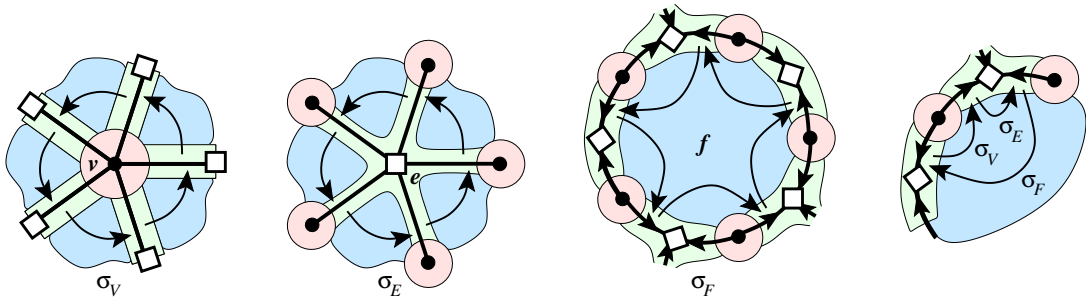
Any three fixed-point free involutions on a set X yield a hypermap. Its vertices correspond to orbits of the subgroup $\langle \tau_1, \tau_2 \rangle$ generated by τ_1 and τ_2 , edges to the orbits of $\langle \tau_0, \tau_2 \rangle$, and faces to the orbits of $\langle \tau_0, \tau_1 \rangle$. A hyperedge is a genuine edge if the corresponding orbit consists of four elements. Thus a hypermap is a map if and only if $\tau_0\tau_2$ is also an involution.

Remark. — W. Tutte [Tut84] introduced a less symmetrical description of combinatorial maps in terms of three permutations θ , ϕ , and P . They can be expressed in terms of τ_0 , τ_1 , and τ_2 as follows:

$$\theta = \tau_2, \quad \phi = \tau_0, \quad P = \tau_1\tau_2.$$

1.3. Permutational σ -model. — This model, also known as *rotation system*, gives a presentation of an oriented hypermap in terms of three permutations σ_V , σ_E , and σ_F of its *half-edges* H satisfying the relation $\sigma_F\sigma_E\sigma_V = 1$. A *half-edge* is a small part of a hyperedge near a vertex incident to this hyperedge. We may think of half-edges as non complete local flags (v, e) consisting of a vertex v and the intersection e of a hyperedge incident to v with a small neighbourhood of v . So a genuine edge has two half-edges, but a hyperedge may have more than two half-edges or even a single half-edge. If we think of a hyperedge as a one-dimensional star embedded to the surface, then the rays of the star are the half-edges of the hyperedge. We place an empty square at the center of the star in order to distinguish it from a vertex.

The permutation σ_V is a cyclic permutation of half-edges incident to a vertex according to the orientation of the hypermap. The permutation σ_E acts as the cyclic permutation of rays in each star according to the orientation. For the permutation σ_F we need to direct the half-edges with arrows pointing away from the vertices to which they are attached. These arrows point toward the centers of the stars of the hyperedges. The permutation σ_F cyclically permutes those half-edges in each face which are directed along the orientation of the face. One can easily check


 Figure 5. Permutations σ_V , σ_E , σ_F , and the identity $\sigma_F\sigma_E\sigma_V = 1$

that $\sigma_F\sigma_E\sigma_V = 1$, see Figure 5. The cycles of σ_V correspond to the vertices of the hypermap, the cycles of σ_E correspond to the hyperedges, and the cycles of σ_F correspond to the faces of

the hypermap. Consequently any three permutations σ_V , σ_E , and σ_F of a set H satisfying the relation $\sigma_F \sigma_E \sigma_V = 1$ uniquely determines an oriented hypermap.

Now let us describe the relation with the τ -model of Section 1.2. Each half-edge has two local flags in which it participates, if $x \in X$ is one of them, then $\tau_2(x)$ is the other one. Therefore the cardinality of H is twice smaller than the cardinality of X .

Suppose an oriented hypermap \mathfrak{hm} is given by its σ -model on the set of half-edges $H = \{1, \dots, m\}$. We set X to be a double of H , $X := \{1_-, 1_+, 2_-, 2_+, \dots, m_-, m_+\}$, and the involution τ_2 to swap i_- and i_+ . Define the permutation τ_0 to be $\tau_0(i_-) := (\sigma_E(i))_+$ and $\tau_0(i_+) := (\sigma_E^{-1}(i))_-$. Finally, define τ_1 as $\tau_1(i_-) := (\sigma_V^{-1}(i))_+$ and $\tau_1(i_+) := (\sigma_V(i))_-$. Obviously they are involutions and the hypermap they define is \mathfrak{hm} .

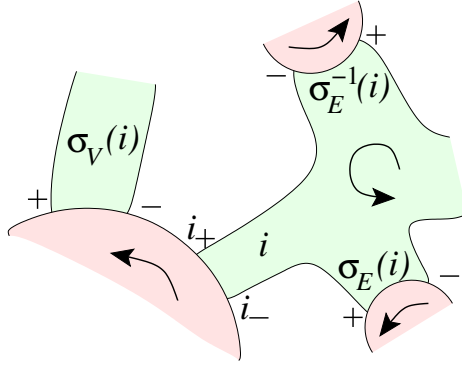


Figure 6. σ and τ permutations

In the opposite way, suppose a hypermap \mathfrak{hm} is given by its τ -model on the set of local flags $X = \{1, \dots, n\}$. Also suppose that \mathfrak{hm} is *connected*. That means the group generated by τ_0 , τ_1 , and τ_2 acts transitively on X .

For an orientable hypermap we can consistently arrange X in pairs with subscripts $+$ and $-$ as in Figure 6. For a non orientable hypermap such an arrangement is impossible. One may observe that τ 's always change the subscript to the opposite one. This means that the subgroup G of words of even length in τ 's preserve the subscript. The group G is generated by $\tau_2 \tau_1$, $\tau_0 \tau_2$, and $\tau_1 \tau_0$. For a non orientable hypermap, the subgroup G also acts transitively on X . In the orientable case, X splits into two orbits of G , one with the subscript $+$ and another one with the subscript $-$. Let H be the one with subscript $+$. Then we set σ_V (resp. σ_E and σ_F) to be the restriction of $\tau_2 \tau_1$ (resp. $\tau_0 \tau_2$, and $\tau_1 \tau_0$) on the orbit H . Obviously these restrictions satisfy the relation $\sigma_F \sigma_E \sigma_V = (\tau_1 \tau_0)(\tau_0 \tau_2)(\tau_2 \tau_1) = 1$. It is clear from fig. 6 that the σ -model constructed in this way gives the original orientable hypermap \mathfrak{hm} . The restriction to the “ $-$ ”-orbit gives the same hypermap with the opposite orientation.

Example 1. — For hypermaps on fig. 2 the subgroup G is generated by the following permutations. For \mathfrak{m}_0 ,

$$\begin{aligned}\tau_2 \tau_1 &= (1, 3, 5)(2, 6, 4)(7, 8, 12)(9, 11, 10), \\ \tau_0 \tau_2 &= (1, 7)(2, 10)(3, 12)(4, 8)(5, 9)(6, 11), \\ \tau_1 \tau_0 &= (1, 12)(2, 11)(3, 8, 6, 9)(4, 7, 5, 10).\end{aligned}$$

For \mathfrak{hm}_0 , $\tau_2 \tau_1 = (1, 3, 5)(2, 6, 4)$, $\tau_0 \tau_2 = (1, 4, 3)(2, 5, 6)$, $\tau_1 \tau_0 = (1, 2)(3, 6)(4, 5, 10)$. In both cases the group G acts transitively on flags. This is a combinatorial expression of the fact that these two hypermaps are non orientable.



(a) An orientable map \mathbf{m}_1 on a sphere with two vertices and three edges

(b) An orientable hypermap \mathbf{hm}_1 on a sphere with one vertex and one hyperedge

Figure 7. Map and hypermap. Second example.

On the contrary, consider the two oriented hypermaps of fig. 7. The permutations τ_i are the following. For the map \mathbf{m}_1 ,

$$\begin{aligned}\tau_0 &= (1, 11)(2, 12)(3, 10)(4, 8)(5, 9)(6, 7), \\ \tau_1 &= (1, 2)(3, 4)(5, 6)(7, 9)(8, 10)(11, 12), \\ \tau_2 &= (1, 6)(2, 3)(4, 5)(7, 11)(8, 9)(10, 12).\end{aligned}$$

For \mathbf{hm}_1 , $\tau_0 = (1, 2)(3, 4)(5, 6)$, $\tau_1 = (1, 2)(3, 4)(5, 6)$, $\tau_2 = (1, 6)(2, 3)(4, 5)$. The generators of the subgroup G for \mathbf{m}_1 are:

$$\begin{aligned}\tau_2\tau_1 &= (1, 3, 5)(2, 6, 4)(7, 8, 12)(9, 11, 10), \\ \tau_0\tau_2 &= (1, 7)(2, 10)(3, 12)(4, 9)(5, 8)(6, 11), \\ \tau_1\tau_0 &= (1, 12)(2, 11)(3, 8)(4, 10)(5, 7)(6, 9).\end{aligned}$$

For \mathbf{hm}_1 : $\tau_2\tau_1 = (1, 3, 5)(2, 6, 4)$, $\tau_0\tau_2 = (1, 5, 3)(2, 4, 6)$, $\tau_1\tau_0 = 1$. One can see that the group G has two orbits on the set of flags. The “+”-orbits are: for \mathbf{m}_1 , $H = \{1, 3, 5, 7, 8, 12\}$; for \mathbf{hm}_1 , $H = \{1, 3, 5\}$. The restriction of the generators on this orbit gives the σ -models.

For \mathbf{m}_1 : $\sigma_V = (1, 3, 5)(7, 8, 12)$, $\sigma_E = (1, 7)(3, 12)(5, 8)$, $\sigma_F = (1, 12)(3, 8)(5, 7)$.

For \mathbf{hm}_1 : $\sigma_V = (1, 3, 5)$, $\sigma_E = (1, 5, 3)$, $\sigma_F = 1$.

There is an elegant formula for the Euler characteristic of a hypermap in terms of its σ -model.

Lemma 1.1. — [LZ04, Proposition 1.5.3] *Let $\mathbf{hm} = (\sigma_V, \sigma_E, \sigma_F)$ be an oriented hypermap given by its σ model on the set H of n half-edges, $n := \#H$. Let c_V (resp. c_E and c_F) denote the number of cycles of σ_V (resp. σ_E and σ_F). Then the Euler characteristic $\chi(\mathbf{hm})$ of the surface of \mathbf{hm} is equal to*

$$\chi(\mathbf{hm}) = c_V + c_E + c_F - n.$$

Proof. — Let \mathcal{T} be the cell decomposition (tessellation) given by the hypermap \mathbf{hm} . Note that

- $2n$ is the number of vertices of \mathcal{T} ,
- the number of polygons in \mathcal{T} is $c_V + c_E + c_F$,
- the number of edges of \mathcal{T} is $3n$,

Then the formula follows. □

1.4. Edge Coloured Graphs. — As indicated in Section 1.2 the boundaries of cells of a hypermap form a 3-regular graph embedded into the surface of the hypermap. It carries a natural edge colouring: the arcs of intersection of hyperedges and faces are coloured by 0, the arcs of intersection of vertices and faces are coloured by 1, and the arcs of intersection of vertices and hyperedges are coloured by 2. In this subsection we show that the entire hypermap can be reconstructed from this information.

Definition 1.2. — Let κ be a finite set. A κ -coloured graph is an abstract connected graph such that each edge carries a “colour” in κ and each vertex is incident to exactly one edge of each colour. ♠

Note that a κ -coloured graph is necessarily $\#\kappa$ -regular and has no loops (but may contain multiple edges). In the following, for all $I \subset \kappa$, we will denote $\kappa \setminus I$ by \bar{I} .

Let $\kappa = \{1, 2, \dots, \#\kappa\}$. For a κ -coloured graph Γ we can define a permutational τ -model as a set of involutions $\tau_1, \tau_2, \dots, \tau_{\#\kappa}$ acting on the set X of vertices of Γ as follows. τ_i interchange the vertices connected by an edge of colour i . For the coloured graphs coming from hypermaps these permutations coincide with the τ -model from Section 1.2.

Each coloured graph Γ contains some special coloured subgraphs called *bubbles* in [Gur10a] and *residues* in [Vin83].

Definition 1.3. — Let Γ be a κ -coloured graph and $I \subset \kappa$. An $\#I$ -bubble of colours I in Γ is a connected component of the I -coloured subgraph of Γ induced by the edges of Γ with colours in I . ♠

In particular 0-bubbles, corresponding to $I = \emptyset$, are the vertices of Γ . The set of bubbles in Γ of colours $I \subset \kappa$ is denoted by $\mathcal{B}^I(\Gamma)$ or \mathcal{B}^I if there is no ambiguity. B^I is its cardinality $\#\mathcal{B}^I$. We also define $\mathcal{B}_n(\Gamma)$, $0 \leq n \leq \#\kappa - 1$, to be the set of all n -bubbles in Γ : $\mathcal{B}_n := \bigcup_{I \subset \kappa, \#I=n} \mathcal{B}^I$; $B_n := \#\mathcal{B}_n$. Finally the whole set of bubbles of Γ , $\bigcup_{0 \leq n \leq \#\kappa-1} \mathcal{B}_n$, is written as $\mathcal{B}(\Gamma)$. The subgraph inclusion relation provides $\mathcal{B}(\Gamma)$ with a poset structure.

1.4.1. Topology of edge coloured graphs. — To each coloured graph Γ , one can associate two cell complexes, $\Delta^*(\Gamma)$ and its dual $\Delta(\Gamma)$, as follows.

For each $D \in \mathbb{N}$, let $[D]$ be the set $\{0, 1, \dots, D\}$.

The dual complex $\Delta^*(\Gamma)$. Let Γ be a $[D]$ -coloured graph. To each D -bubble $b \in \mathcal{B}^{\bar{I}}(\Gamma)$, one associates a 0-simplex $\mathfrak{s}(b)$ coloured i . To each $(D-1)$ -bubble $b \in \mathcal{B}^{\{i,j\}}$, one associates an edge $\mathfrak{s}(b)$ the endpoints of which are respectively coloured i and j . In general, to each k -bubble $b \in \mathcal{B}^{\{i_1, \dots, i_k\}}$, one associates an abstract $(D-k)$ -simplex $\mathfrak{s}(b)$ coloured $[D] \setminus \{i_1, \dots, i_k\}$. Now, the poset structure of $\mathcal{B}(\Gamma)$ provides gluing data for those simplices. Indeed, let us consider two $(D-k)$ -simplices $\mathfrak{s}(b)$ and $\mathfrak{s}(b')$. If the corresponding k -bubbles b and b' are contained in a common $(k+1)$ -bubble b'' , identify $\mathfrak{s}(b)$ and $\mathfrak{s}(b')$ along their common facet $\mathfrak{s}(b'')$. This gluing respects the colouring structure of the simplices. It can be shown that such a complex is a trisp (for triangulated space) [Koz08]. A. Vince [Vin83, p.4] called the topological space of this simplicial complex the *underlying topological space of the combinatorial map* Γ .

But there is also another complex associated to Γ , dual to Δ^* .

The direct complex $\Delta(\Gamma)$. It is constructed inductively, like a CW complex. To each k -bubble, $0 \leq k \leq D$, one will associate a k -dimensional topological space. To each 0-bubble b , i.e. to each vertex of Γ , corresponds a point $|b|$. Each edge e of Γ , i.e. each 1-bubble, contains two vertices u and v . Define $|e|$ as the cone over $|u| \cup |v|$. The realization $|e|$ of e is thus a segment. Now consider a 2-bubble b . It is a bicoloured cycle in Γ . b contains a bunch of edges whose realization form a circle. $|b|$ is defined as a cone over this circle hence a 2-disk. In general, let b

be k -bubble. It contains a set $\mathcal{B}_{k-1}(b)$ of $(k-1)$ -bubbles. The realization of any $b' \in \mathcal{B}_{k-1}(b)$ has been defined at the previous induction step. The realizations $|b_1|$ and $|b_2|$ for $b_1, b_2 \in \mathcal{B}_{k-1}$ are identified along $|b_1 \cap b_2|$ (which is a union of lower dimensional bubbles). Then the whole set $\mathcal{B}_{k-1}(b)$ has a (connected) realization that we denote $\partial|b|$. Finally $|b|$ is defined as the cone over $\partial|b|$ (hence the name).

The realization $|\Gamma|$ of Γ corresponds to the gluing of the D -cells of $\Delta(\Gamma)$. $\Delta(\Gamma)$ is a complex whose cells are topological spaces glued along their common boundaries. But in general, its cells are not homeomorphic to balls. And indeed $|\Gamma|$ is generally not a manifold but a normal pseudo-manifold [Gur10b].

1.4.2. Hypermaps as edge-coloured graphs. — It was mentioned at the beginning of this subsection that a hypermap $\mathfrak{h}\mathfrak{m}$ determines a $[2]$ -coloured graph $\Gamma_{\mathfrak{h}\mathfrak{m}}$. Its vertices corresponds to (local) flags of $\mathfrak{h}\mathfrak{m}$ and its edges of colour i correspond to the orbits of the involution τ_i .

Here is an inverse construction. Let us consider a $[2]$ -coloured graph Γ . The 2-cells of its direct complex $\Delta(\Gamma)$ are polygons and $|\Gamma|$ is thus the result of the gluing of polygons along common boundaries. Whereas not true in general, the gluing of polygons, *dictated by a coloured graph*, is always a manifold and thus a closed compact (not necessarily orientable) surface. Moreover those polygons are of three types: they are bounded by either 01-, 02- or 12-cycles (2-bubbles). Said differently, $\Delta(\Gamma)$ is, in dimension 2, a polygonal tessellation of a closed compact (not necessarily orientable) surface with polygons of three different types, i.e. a hypermap $\mathfrak{h}\mathfrak{m}$. Thus $[2]$ -coloured graphs provide another description of hypermaps.

Example 2. — Here are the examples of $[2]$ -coloured graph for hypermaps $\mathfrak{h}\mathfrak{m}_0$ from Figure 2 and $\mathfrak{h}\mathfrak{m}_1$ from Figure 7. A reader may enjoy constructing the direct complexes $\Delta(\Gamma_{\mathfrak{h}\mathfrak{m}_0})$ and

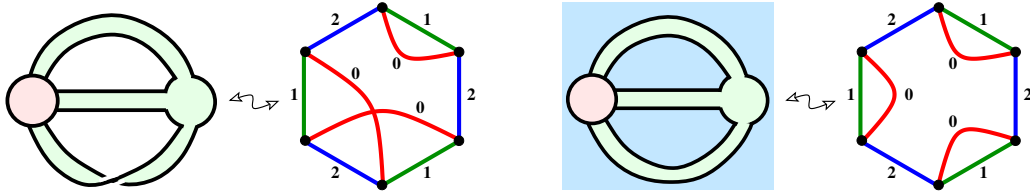


Figure 8. $[2]$ -coloured graphs $\Gamma_{\mathfrak{h}\mathfrak{m}_0}$ and $\Gamma_{\mathfrak{h}\mathfrak{m}_1}$

$\Delta(\Gamma_{\mathfrak{h}\mathfrak{m}_1})$, and checking that they are indeed isomorphic to the hypermaps from Figures 2 and 7.

Lemma 1.4. — *A hypermap corresponding to a $[2]$ -coloured graph Γ is orientable if and only if Γ is bipartite.* \diamond

Proof. — According to Section 1.3 a hypermap is orientable if and only if the vertices of Γ can be split into two parts with subscripts $+$ and $-$ as on fig. 6. \square

Remark. — In [Vin83] A. Vince proposed a way to associate a $[d]$ -coloured graph Γ to any cell decomposition K of a closed d -manifold. Γ is defined as the 1-skeleton of the complex dual to the first barycentric subdivision of K . Whereas his method works for any cell complex associated to closed manifolds, it does not define a one-to-one correspondence between hypermaps and $[2]$ -coloured graphs (not all coloured graphs have a dual complex which is the barycentric subdivision of another cell complex). Moreover the coloured graph thus associated to K is of higher order than ours.

2. Partial duality

2.1. Definition. — Assume that a hypermap \mathfrak{hm} is connected. Otherwise we will need to do partial duality for each connected component separately and then take the disjoint union. Let S be a subset of cells of \mathfrak{hm} of the same type, either vertex-cells, or hyperedge-cells, or face-cells. We will define the *partial dual hypermap* \mathfrak{hm}^S relative to S . If S is the set of all cells of the given type, the partial duality relative to S is the total duality which swaps the two types of the remaining cells without changing the cells themselves and reverses the orientation in an oriented case.

For example, if \mathfrak{hm} is a graph cellularly embedded into a surface then the total duality relative to the whole set of edges is the classical duality of graphs on surfaces which interchanges vertices and faces. Since the concept of hypermap is completely symmetrical we can make the total duality relative to the set of vertices for example. Then the edges and faces will be interchanged. The hypermap \mathfrak{hm}_1 from fig. 7 has one vertex, one hyperedge and 3 faces. So we have three total duals relative to the vertex, relative to the hyperedge, and relative to all three faces, which differ only by the colour (type) of the corresponding cells. On fig. 9 the three duals are shown as cell decomposed spheres together with the corresponding embeddings of the hypergraphs; the hyperedges are embedded as one-dimensional stars centered at little squares. The left picture represents $\mathfrak{hm}_1^{\{v\}}$ and has 3 hyperedges with a single half-edge each. The middle

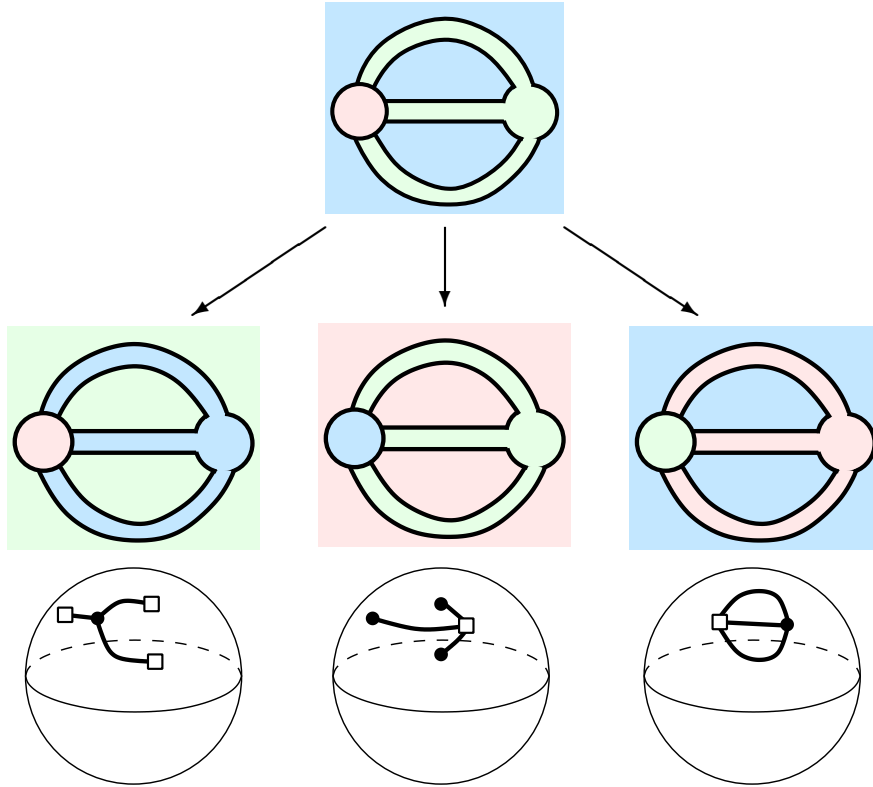


Figure 9. Total duals of the hypermap \mathfrak{hm}_1 from fig. 7

picture represents $\mathfrak{hm}_1^{\{e\}}$ with a single hyperedge of valency 3 adjacent to 3 distinct vertices and a single face. The right picture $\mathfrak{hm}_1^{\{f_1, f_2, f_3\}}$ is isomorphic to the original hypermap \mathfrak{hm}_1 .

Definition 2.1. — Without loss of generality we may assume that S is a subset of the set of vertex-cells. Choose a different type of cells, say hyperedges. Later in Lemma 2.2 we show that the resulting hypermap does not depend on this choice; we could choose faces instead of hyperedges if we want to.

Step 1. Consider the boundary ∂F of the surface F which is the union of the cells from S and all cells of the chosen type, hyperedges in our case.

Step 2. Glue a disk to each connected component of ∂F . These will be the *hyperedge-cells* for $\mathfrak{h}\mathfrak{m}^S$. Note that we do not include the interior of F into the hyperedges. Although if ∂F has only one component, gluing a disk to it results in the surface F itself, and then we may consider F as the single hyperedge of $\mathfrak{h}\mathfrak{m}^S$. See fig. 10.

Step 3. Take a copy of every vertex. These disks will be the *vertex-cells* for $\mathfrak{h}\mathfrak{m}^S$. Their attachment to the hyperedges is as follows. Every vertex disk of the original hypermap $\mathfrak{h}\mathfrak{m}$ contributes one or several intervals to ∂F . Indeed, if a vertex belongs to S , then it contributes to F itself and a part of its boundary contributes to ∂F . If a vertex is not in S , then it has some hyperedges attached to it because $\mathfrak{h}\mathfrak{m}$ is assumed to be connected. So such a vertex-disk has a common boundary intervals with F and therefore contributes these intervals to ∂F . The new copies of the vertex-disks, as vertices of $\mathfrak{h}\mathfrak{m}^S$, are attached to hyperedges exactly along the same intervals as the old ones. See fig. 11.

Step 4. At the previous steps we constructed the vertex and hyperedge cells for the partial dual $\mathfrak{h}\mathfrak{m}^S$. Their union forms a surface with boundary. Glue a disk to each of its boundary components. These are going to be the *faces* of $\mathfrak{h}\mathfrak{m}^S$. See fig. 12.

This finishes the construction of the partial dual hypermap $\mathfrak{h}\mathfrak{m}^S$. ♠

Example 3. — We exemplify the construction of the partial dual $\mathfrak{m}_1^{\{v\}}$ for the map \mathfrak{m}_1 from Figure 7 relative to its left vertex v .

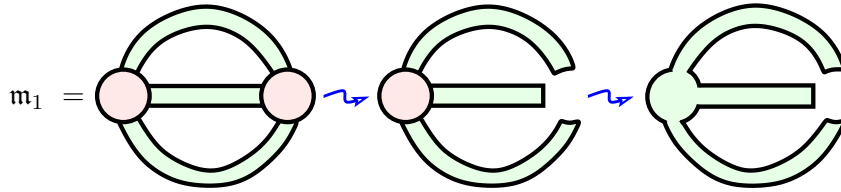


Figure 10. Steps 1 & 2: forming hyperedges of $\mathfrak{m}_1^{\{v\}}$

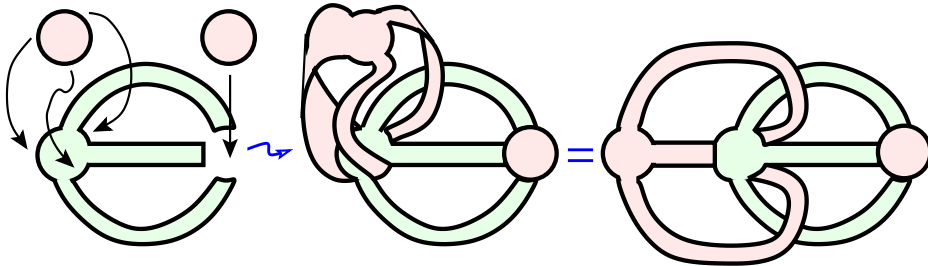


Figure 11. Step 3: copying vertices and gluing them to hyperedges

Similarly one may find the partial dual $\mathfrak{m}_0^{\{v\}}$ for the non orientable map \mathfrak{m}_0 from fig. 2. The resulting surface after step 3 will be similar to the one above, only one half-edge will be twisted. It still has one boundary component, and therefore a single face. So its Euler characteristic is still -2 , only now the resulting hypermap will be non orientable. It represents a surface homeomorphic to a connected sum of 4 copies of the projective plane.

Lemma 2.2. — *The resulting hypermap does not depend on the choice of type at the beginning of Definition 2.1.* ◇

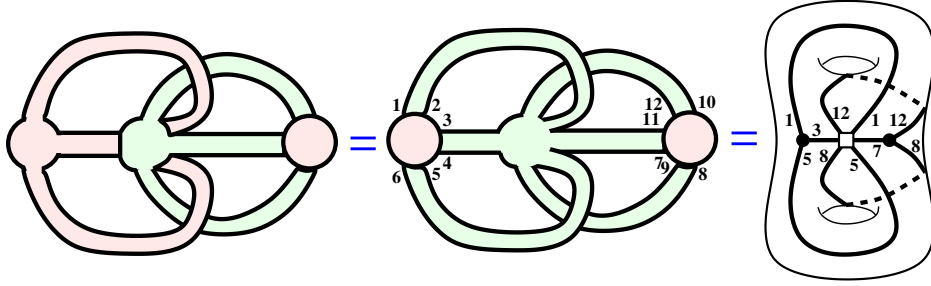


Figure 12. Step 4: gluing faces and the resulting hypermap $\mathbf{m}_1^{\{v\}}$.

Proof. — Decompose the boundary circles of faces on a hypermap \mathbf{hm} into the union of three sets of arcs intersecting only at the end points of the arcs, $D_0(\mathbf{hm}) \cup D_{1,S}(\mathbf{hm}) \cup D_{1,\bar{S}}(\mathbf{hm})$. The set $D_0(\mathbf{hm})$ consist of arc of intersection of faces with hyperedges, $D_{1,S}(\mathbf{hm})$ — of faces with vertices from the set S , and $D_{1,\bar{S}}(\mathbf{hm})$ — of faces with vertices not from S . Analyzing the result of Step 3 of the construction one can easily note that $D_0(\mathbf{hm}) = D_0(\mathbf{hm}^S)$ and $D_{1,\bar{S}}(\mathbf{hm}) = D_{1,\bar{S}}(\mathbf{hm}^S)$. Moreover, $D_{1,S}(\mathbf{hm}^S)$ consists of the complementary arcs of the boundary circles of vertices from S to the arcs $D_{1,S}(\mathbf{hm})$; formally the complementary arcs on the second copies of the vertices of S . This means that the boundary circles of faces of \mathbf{hm}^S are exactly the boundary circles of the surface obtained by the union of vertices of S and all the faces. In other words on Step 1 we may take faces instead of hyperedges and we will get the same boundary circles as for \mathbf{hm}^S . Then, by symmetry the hyperedges will also be the same. \square

Analogously to [Chm08, Sec.1.8] the following lemma describes simple properties of the partial duality for hypermaps. Its proof is obvious.

Lemma 2.3

- (a) $(\mathbf{hm}^S)^S = \mathbf{hm}$.
- (b) There is a bijection between the cells of type S in \mathbf{hm} and the cells of the same type in \mathbf{hm}^S . This bijection preserves the valency of cells. The number of cells of other types may change.
- (c) If $s \notin S$ but has the same type as the cells of S , then $\mathbf{hm}^{S \cup \{s\}} = (\mathbf{hm}^S)^{\{s\}}$.
- (d) $(\mathbf{hm}^{S'})^{S''} = \mathbf{hm}^{\Delta(S', S'')}$, where $\Delta(S', S'') := (S' \cup S'') \setminus (S' \cap S'')$ is the symmetric difference of sets.
- (e) Partial duality preserves orientability of hypermaps.

2.2. Partial duality in σ -model. — For an oriented hypermap \mathbf{hm} represented in the σ -model of Section 1.3 we shall write

$$\mathbf{hm} = (\sigma_V, \sigma_E, \sigma_F) .$$

Theorem 2.4. — Let S be a subset $S := V'$ of vertices (resp. subset of hyperedges $S := E'$ and subset of faces $S := F'$) of a hypermap \mathbf{hm} . Then its partial dual is given by the permutations

$$\mathbf{hm}^{V'} = (\sigma_{\overline{V'}} \sigma_{V'}^{-1}, \sigma_E \sigma_{V'}, \sigma_{V'} \sigma_F)$$

$$\mathbf{hm}^{E'} = (\sigma_{E'} \sigma_V, \sigma_{\overline{E'}} \sigma_{E'}^{-1}, \sigma_F \sigma_{E'})$$

$$\mathbf{hm}^{F'} = (\sigma_V \sigma_{F'}, \sigma_{F'} \sigma_E, \sigma_{\overline{F'}} \sigma_{F'}^{-1}) ,$$

where $\sigma_{V'}$, $\sigma_{E'}$, $\sigma_{F'}$ denote the permutations consisting of the cycles corresponding to the elements of V' , E' , F' respectively, and overline means the complementary set of cycles. \diamond

Similar formulas in the particular case of maps were announced in [GMT20b] (see also [GMT20a, Section 5.2]).

Proof. — Because of the symmetry it is sufficient to prove the theorem in the case $S = V'$. From Definition 2.1 it follows that the number of half-edges is preserved by the partial duality. We need to make a bijection between half-edges of \mathfrak{hm} and those of \mathfrak{hm}^S such that the corresponding permutations are related as in the first equation of the theorem.

Half-edges are attached to vertices. If a vertex does not belong to S then the attachment of half-edges to it does not change with partial duality (Step 2). So for those half-edges the required bijection is the identity.

Half-edges attached to vertices of S change, so we need to indicate the bijection for them. Consider a vertex-disk from the set S of the original hypermap \mathfrak{hm} . It can be represented as a $2k$ -gon because the arcs of its boundary circle intersecting with hyperedges and faces alternate. In \mathfrak{hm} it has k half-edges attached along every other side. We call them *old half-edges*. These half-edges together with the vertex-disk form a piece of the surface F on Step 1 near the vertex. The orientation of F induces an orientation on its boundary ∂F . In the partial dual \mathfrak{hm}^S the hyper-edges, the *new hyperedges*, are attached to every connected component of ∂F (Step 2). The orientation of ∂F induces the orientation on new hyperedges. They are attached to a new vertex (Step 3) along the other sides of the $2k$ -gon, which form *new half-edges*. Set the label of a new half-edge to be the same as the label of the old one preceding the new half-edge in the direction of the orientation of the old vertex. This gives the bijection of half-edges around vertices of S . The orientation on the new vertex, as well as on the entire hypermap \mathfrak{hm}^S , is induced from the new hyperedges. Figure 13 shows that the labels of the new half-edges appear

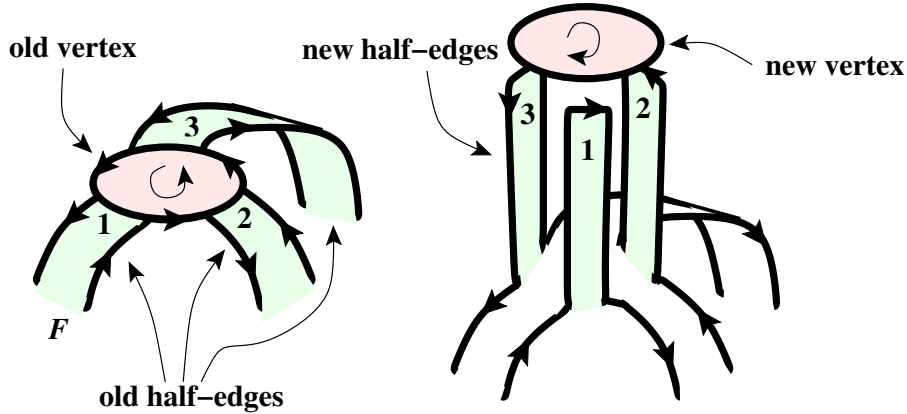


Figure 13. Permutation $\sigma_V(\mathfrak{hm}^S)$

around new vertices in the order opposite to the one around old ones. This means that the cycle in the permutation σ_V corresponding to a vertex in S of the initial hypermap \mathfrak{hm} should be inverted to get the cycle for \mathfrak{hm}^S . This proves that the first term of the first formula of the theorem $\sigma_V(\mathfrak{hm}^S) = \sigma_{V'}^{-1}(\mathfrak{hm})\sigma_{\overline{V'}}(\mathfrak{hm})$.

For the second term we need to analyze the cyclic order of new half-edges around new hyperedge according to its orientation. It may be read off from labels of the half-edges met when traveling along the boundary of the hyperedge in the direction of its orientation. Such a boundary for \mathfrak{hm}^S is exactly a connected component of ∂F with the orientation induced from \mathfrak{hm} . The last is given precisely by the product of permutations $\sigma_E(\mathfrak{hm})\sigma_{V'}(\mathfrak{hm})$. Indeed, consider Figure 14 and suppose that $\sigma_E(\mathfrak{hm}) : 2 \mapsto i$ for some i . Then the new half-edge labels appear at ∂F in the order $\dots, 1, i, \dots$. So $\sigma_E(\mathfrak{hm}^S) : 1 \mapsto i$, which is equal to $\sigma_E(\mathfrak{hm})\sigma_{V'}(\mathfrak{hm})$:

$$1 \xrightarrow{\sigma_{V'}(\mathfrak{hm})} 2 \xrightarrow{\sigma_E(\mathfrak{hm})} i .$$

This proves the second term.

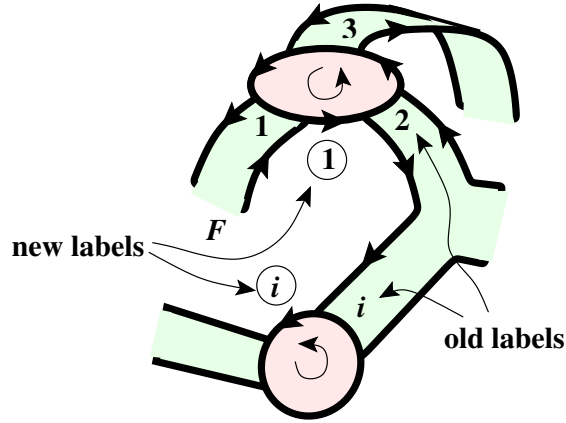


Figure 14. Permutation $\sigma_E(\mathfrak{h}\mathfrak{m}^S)$

The third term follows from the relation $\sigma_F\sigma_E\sigma_V = 1$. □

Example 4. — This is a continuation of Example 1. We found that for the map \mathfrak{m}_1 on fig. 7 the permutations σ 's act on the set of half-edges $H = \{1, 3, 5, 7, 8, 12\}$ as

$$\sigma_V = (1, 3, 5)(7, 8, 12), \quad \sigma_E = (1, 7)(3, 12)(5, 8), \quad \sigma_F = (1, 12)(3, 8)(5, 7).$$

The cycle $(1, 3, 5)$ of σ_V corresponds to the left vertex v .

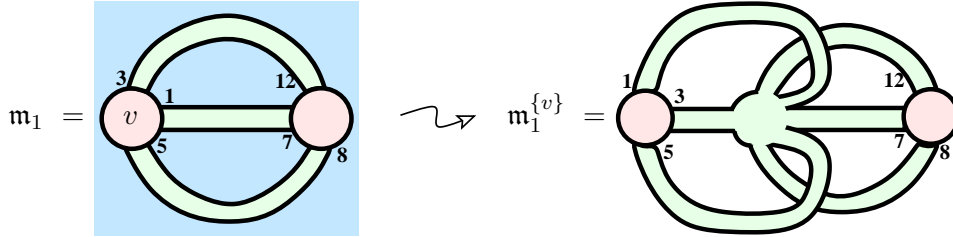


Figure 15. Partial duality in σ -model.

For the σ -model of the partial dual $\mathfrak{m}_1^{\{v\}}$, we set $V' = \{v\}$. Then $\sigma_{V'} = (1, 3, 5)$ and $\sigma_{\overline{V'}} = (7, 8, 12)$. According to the theorem

$$\begin{aligned} \sigma_V(\mathfrak{m}_1^{\{v\}}) &= \sigma_{\overline{V'}}\sigma_{V'}^{-1} = (1, 5, 3)(7, 8, 12), \\ \sigma_E(\mathfrak{m}_1^{\{v\}}) &= \sigma_E\sigma_{V'} = (1, 7)(3, 12)(5, 8)(1, 3, 5) = (1, 12, 3, 8, 5, 7), \\ \sigma_F(\mathfrak{m}_1^{\{v\}}) &= \sigma_{V'}\sigma_F = (1, 3, 5)(1, 12)(3, 8)(5, 7) = (1, 12, 3, 8, 5, 7). \end{aligned}$$

One may check that these permutations agree with the last picture on figs. 12 and 15.

Corollary 2.5. — *The total duality with respect to $S := V$ (resp. $S := E$ and $S := F$) is reduced to the classical Euler-Poincaré duality which swaps the names of two remaining types of cells and reverse the orientation.*

In σ -model it is given by the formulae

$$\begin{aligned} \mathfrak{h}\mathfrak{m}^V &= (\sigma_V^{-1}, \sigma_E\sigma_V, \sigma_V\sigma_F) = (\sigma_V^{-1}, \sigma_F^{-1}, \sigma_E^{-1}) \\ \mathfrak{h}\mathfrak{m}^E &= (\sigma_E\sigma_V, \sigma_E^{-1}, \sigma_F\sigma_E) = (\sigma_F^{-1}, \sigma_E^{-1}, \sigma_V^{-1}) \\ \mathfrak{h}\mathfrak{m}^F &= (\sigma_V\sigma_F, \sigma_F\sigma_E, \sigma_F^{-1}) = (\sigma_E^{-1}, \sigma_V^{-1}, \sigma_F^{-1}). \end{aligned}$$

The inverse of these permutations are responsible for the change of orientation of the hypermap.

2.3. Partial duality in τ -model. —

Theorem 2.6. — Consider the τ -model of a hypermap \mathbf{hm} given by the permutations

$$\tau_0(\mathbf{hm}) : (v, e, f) \mapsto (v', e, f), \quad \tau_1(\mathbf{hm}) : (v, e, f) \mapsto (v, e', f), \quad \tau_2(\mathbf{hm}) : (v, e, f) \mapsto (v, e, f')$$

of its local flags. Let V' be a subset of its vertices, $\tau_1^{V'}$ be the product of all transpositions in τ_1 for $v \in V'$, and $\tau_2^{V'}$ be the product of all transpositions in τ_2 for $v \in V'$. Then its partial dual $\mathbf{hm}^{V'}$ is given by the permutations

$$\tau_0(\mathbf{hm}^{V'}) = \tau_0, \quad \tau_1(\mathbf{hm}^{V'}) = \tau_1 \tau_1^{V'} \tau_2^{V'}, \quad \tau_2(\mathbf{hm}^{V'}) = \tau_2 \tau_1^{V'} \tau_2^{V'}.$$

In other words the permutations τ_1 and τ_2 swap their transpositions of local flags around the vertices in V' . Similar statements hold for partial dualities relative to the subsets of hyperedges E' and of faces F' . \diamond

A particular case of these formulas for maps was rediscovered in [GT20, Equation 14] and announced in [GMT20b] (see also [GMT20a, Section 5.2]).

Proof. — From Definition 2.1 one may see that if a vertex does not participate in the partial duality, $v \notin V'$, then nothing changes with local flags around it. But if $v \in V'$, then the roles of edges and faces in its local flags are interchanged. This may be seen on Step 3 and also on figs. 13 and 14 when the second copy of the vertex is attached to the new hyperedges. So, if two such local flags were transposed by τ_1 of the original hypermap, then they will be transposed by τ_2 of the partial dual and vice versa. \square

Example 5. — In Example 1, we found the τ -model for the map \mathbf{m}_1 of fig. 7:

$$\begin{aligned} \tau_0 &= (1, 11)(2, 12)(3, 10)(4, 8)(5, 9)(6, 7), & \tau_1 &= (1, 2)(3, 4)(5, 6)(7, 9)(8, 10)(11, 12), \\ \tau_2 &= (1, 6)(2, 3)(4, 5)(7, 11)(8, 9)(10, 12). \end{aligned}$$

There are six flags around the left vertex v labeled by $1, 2, \dots, 6$. The corresponding transpo-

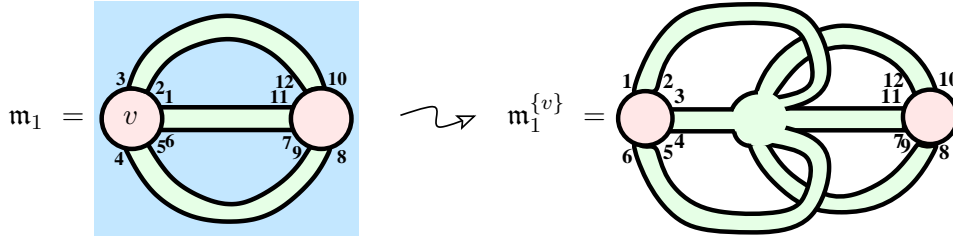


Figure 16. Partial duality in τ -model.

sitions around this vertex are

$$\tau_1^{\{v\}} = (1, 2)(3, 4)(5, 6), \quad \tau_2^{\{v\}} = (1, 6)(2, 3)(4, 5).$$

Swapping them between τ_1 and τ_2 , we get the τ -model of the partial dual

$$\begin{aligned} \tau_0(\mathbf{hm}^{\{v\}}) &= (1, 11)(2, 12)(3, 10)(4, 8)(5, 9)(6, 7), \\ \tau_1(\mathbf{hm}^{\{v\}}) &= (1, 6)(2, 3)(4, 5)(7, 9)(8, 10)(11, 12), \\ \tau_2(\mathbf{hm}^{\{v\}}) &= (1, 2)(3, 4)(5, 6)(7, 11)(8, 9)(10, 12). \end{aligned}$$

This agrees with the labeling of flags on figs. 12 and 16.

Corollary 2.7. — The τ -model of the total dual \mathbf{hm}^V of a hypermap \mathbf{hm} is given by the involutions

$$\tau_0(\mathbf{hm}^V) = \tau_0(\mathbf{hm}), \quad \tau_1(\mathbf{hm}^V) = \tau_2(\mathbf{hm}), \quad \tau_2(\mathbf{hm}^V) = \tau_1(\mathbf{hm}).$$

One may check that this agrees with Corollary 2.5 in the case of oriented hypermaps.

2.4. Partial duality for coloured graphs. — Let $\Gamma_{\mathfrak{hm}}$ be the $[2]$ -coloured graph corresponding to a hypermap \mathfrak{hm} . Let I be a subset of two out of three colours, for example $I = \{1, 2\}$, and let S be a subset of 2-bubbles in \mathcal{B}^I which corresponds to a subset of vertices of \mathfrak{hm} .

Theorem 2.8. — *The $[2]$ -coloured graph $\Gamma_{\mathfrak{hm}^S}$ of the partial dual hypermap \mathfrak{hm}^S is obtained from $\Gamma_{\mathfrak{hm}}$ by swapping the colours 1 and 2 for all edges in the 2-bubbles of S . In particular, the underlying graphs of $\Gamma_{\mathfrak{hm}^S}$ and $\Gamma_{\mathfrak{hm}}$ are the same.* \diamond

Ellingham and Zha [EZ17] obtained a similar result in the case of maps.

Proof. — The edges of $\Gamma_{\mathfrak{hm}}$ of colour 1 (resp. 2) correspond to 2-element orbits of τ_1 (resp. τ_2). According to Theorem 2.6 the partial dual hypermap is obtained by swapping the corresponding transpositions of τ_1 and τ_2 . This corresponds to swapping the colours 1 and 2 in the bubbles of S . \square

Example 6. — Here are the $[2]$ -coloured graphs $\Gamma_{\mathfrak{hm}_1^V}$, $\Gamma_{\mathfrak{hm}_1^E}$ and $\Gamma_{\mathfrak{hm}_1^F}$ for the total duals of the hypermap \mathfrak{hm}_1 from fig. 7 relative to the set of all vertices V , all edges E , and all faces F . These dual hypermaps are shown on fig. 9.

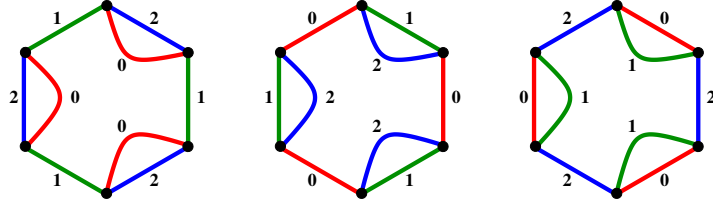


Figure 17. $[2]$ -coloured graphs of total duals $\Gamma_{\mathfrak{hm}_1^V}$, $\Gamma_{\mathfrak{hm}_1^E}$, $\Gamma_{\mathfrak{hm}_1^F}$

Remark (Higher dimensional partial duality). — Such an easy interpretation of partial duality for $[2]$ -coloured graphs easily allows to make a higher dimensional generalization for $[D]$ -coloured graphs Γ . Namely, fix a set I of D colours out of the total number of $D + 1$ colours, and let S be a subset of D -bubbles in \mathcal{B}^I . The *partial dual* Γ^S relative to S is a $[D]$ -coloured graph obtained from Γ by a permutation of the colours of the edges in S .

In this case the word “duality” is inappropriate. It is rather an action of a symmetric group S_D on colours of edges of bubbles of S . In the hypermap case, $D = 2$. This group is isomorphic to \mathbb{Z}_2 , so the partial duality corresponds to the only nontrivial element of order 2. But for higher D the group S_D contains higher order elements so they will not be “dualities” anymore.

This concept of higher dimensional partial duality is completely unexplored up to now. It would be very interesting to study it. In particular, is it true that if the realization $|\Gamma|$ of Γ through its direct complex $\Delta(\Gamma)$ is a manifold, then the realization of its partial dual $|\Gamma^S|$ is also a manifold? How partial duality affects the (co)homology groups $H_*(\Delta(\Gamma))$?

3. Genus change

The **Euler genus** γ is equal to twice the genus for orientable hypermaps and to the number of Möbius bands μ in presentation of the surface of hypermaps as spheres with μ bands in them in the unorientable case. The bijection between hypermaps and $[2]$ -coloured graphs, see Section 1.4.2, allows to derive a simple formula for the Euler genus change under partial duality, in terms of change of the numbers of bicoloured cycles (or 2-bubbles). In the case of maps, it expresses the genus change in terms of certain induced subgraphs of the map and of its total dual.

Definition 3.1 (Special subgraphs). — Let Γ be a $[2]$ -coloured graph and C be a subset of $\mathcal{B}^{\{i,j\}}(\Gamma)$, $i, j \in [2]$ relative to which we are going to do the partial duality. Let k denote the unique element of $[2] \setminus \{i, j\}$. For all $t \in \{i, j\}$, we define

- $\bar{\Gamma}[C; tk]$ as the (possibly disconnected, not properly) edge coloured subgraph of Γ made of the cycles in C and all the tk -cycles incident with C ,
- $\Gamma_s[C; tk]$ as the (possibly disconnected, properly) edge coloured graph obtained from $\bar{\Gamma}[C; tk]$ by contracting (in the sense of coloured graphs) all the t -edges not in C . So every tk -path outside C will be replaced by a single edge of colour k . ♠

An example is given in fig. 18.

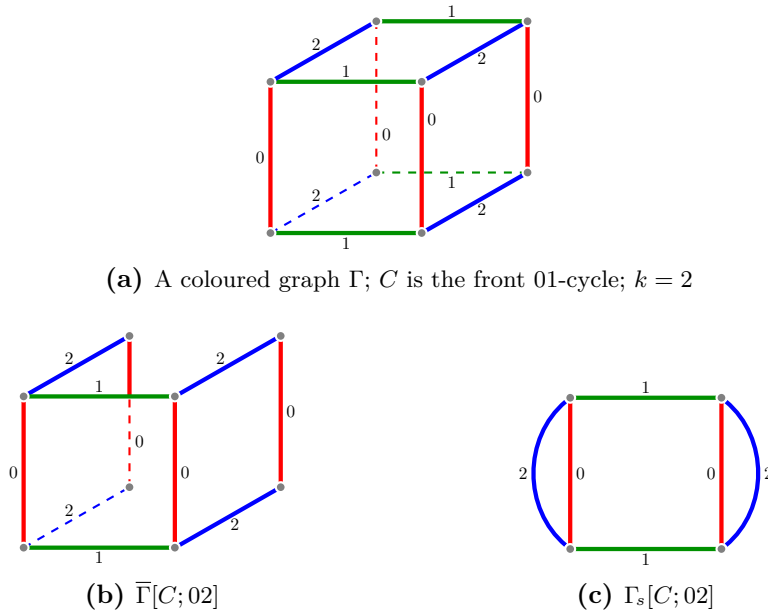


Figure 18. Special subgraphs of coloured graphs

Lemma 3.2. — Let Γ , C , k and t be as in Definition 3.1. Then

$$\begin{aligned} \Delta_{tk}^C &:= B^{\{tk\}}(\Gamma^C) - B^{\{tk\}}(\Gamma) \\ &= -2B^{\{tk\}}(\Gamma_s[C; tk]) - \#C + n(\Gamma_s[C; tk]) - \gamma(\Gamma_s[C; tk]) + 2k(\Gamma_s[C; tk]), \end{aligned}$$

where $n(\Gamma_s[C; tk])$ is half of the number of vertices of $\Gamma_s[C; tk]$ and k denotes the number of connected components. ◇

Proof. — Let \bar{t} be the unique element of $\{i, j\} \setminus \{t\}$. By definition,

$$\begin{aligned} B^{\{tk\}}(\Gamma^C) - B^{\{tk\}}(\Gamma) &= B^{\{tk\}}(\Gamma_s^C[C; tk]) - B^{\{tk\}}(\Gamma_s[C; tk]) \\ &= B^{\{\bar{t}k\}}(\Gamma_s[C; tk]) - B^{\{tk\}}(\Gamma_s[C; tk]). \end{aligned} \quad (3.1)$$

The surface corresponding to a $[2]$ -coloured graph Γ has Euler characteristic

$$\chi(\Gamma) = 2k(\Gamma) - \gamma(\Gamma) = B^{\{ij\}}(\Gamma) + B^{\{ik\}}(\Gamma) + B^{\{jk\}}(\Gamma) - n(\Gamma). \quad (3.2)$$

For $\Gamma = \Gamma_s[C; tk]$ we have $B^{\{ij\}}(\Gamma_s[C; tk]) = \#C$ and eq. (3.2) gives

$$B^{\{\bar{t}k\}}(\Gamma_s[C; tk]) = -B^{\{tk\}}(\Gamma_s[C; tk]) - \#C + n(\Gamma_s[C; tk]) - \gamma(\Gamma_s[C; tk]) + 2k(\Gamma_s[C; tk]).$$

Plugging it into eq. (3.1), one gets the desired result. \square

Theorem 3.3. — *Let Γ be a $[2]$ -coloured graph and C be a subset of $\mathcal{B}^{\{i,j\}}(\Gamma)$. Let k be the unique element of $[2] \setminus \{i, j\}$. Then,*

$$\gamma(\Gamma^C) - \gamma(\Gamma) = -\Delta_{ik}^C(\Gamma) - \Delta_{jk}^C(\Gamma)$$

where Δ_{tk}^C is given by Lemma 3.2. \diamond

Proof. — One simply uses eq. (3.2) and remarks that $k(\Gamma^C) = k(\Gamma)$, $n(\Gamma^C) = n(\Gamma)$, and $B^{\{ij\}}(\Gamma^C) = B^{\{ij\}}(\Gamma)$. \square

Remark. — Theorem 3.3 allows to derive bounds on $\gamma(\Gamma^C) - \gamma(\Gamma)$. For any $t \in \{i, j\}$ and any coloured graph Γ , the number of tk -cycle in $\Gamma_s[C; tk]$, $B^{\{tk\}}(\Gamma_s[C; tk])$, lies between 1 and $n(\Gamma_s[C; tk]) = \frac{1}{2} \sum_{c \in C} \text{length}(c)$. This gives

$$|\gamma(\Gamma^C) - \gamma(\Gamma)| \leq \sum_{c \in C} (\text{length}(c) - 2).$$

This bound is optimal and fig. 19 shows an example where it is reached.

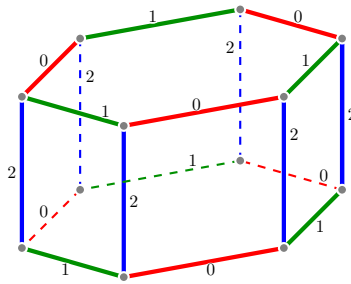


Figure 19. A coloured graph Γ such that $g(\Gamma^C) - g(\Gamma) = 2$, C is anyone of its 01-cycles.

Given the bijection between hypermaps and $[2]$ -coloured graphs, ribbon graphs are $[2]$ -coloured graphs, the 02-cycles of which all have length four. Theorem 3.3 then applies and allows to quantify the change of topology of ribbon graphs under partial duality:

Corollary 3.4. — *Let G be a ribbon graph and E' be a subset of its edges. Let $G[E']$ be the subribbon graph of G induced by E' and $G^*[E']$ be the subribbon graph of its Euler-Poincaré dual G^* induced by E' . Then*

$$\frac{1}{2}(\gamma(G^{E'}) - \gamma(G)) = v(G[E']) + v(G^*[E']) - \#E' - \frac{1}{2}\chi(G[E']) - \frac{1}{2}\chi(G^*[E']). \quad \diamond$$

Proof. — With our conventions, $C = E'$ is a subset of 02-cycles, vertices are 12-cycles and faces are 01-cycles. Thus, $\Gamma_s[E'; 12] = G[E']$, $\Gamma_s[E'; 01] = (G^*[E'])^*$, $n(\Gamma_s[E'; 1t]) = 2\#E'$, and the Corollary follows. \square

In particular, for partial duality of ribbon graphs relative to a single edge, $\#E' = 1$, this Corollary immediately gives the results of [GMT20a, Table 1.1] which were recently used in [CVT21] to prove one of the conjectures from [GMT20a].

4. Directions of future research

- The paper [GMT20a] contains several interesting conjectures about partial-dual genus distribution polynomial for ribbon graphs. One of them was recently proved in [CVT21]. The definition of this polynomial works for hypermaps as well. It would be interesting to formulate and prove them for hypermaps.
- Maps (ribbon graphs) provide a special class of Δ -matroids (Lagrangian matroids) [Chu+14]. Are there any matroid type structure underlying the concept of hypermaps? Can the general Coxeter matroids be obtained from hypermaps?
- It would be interesting to study higher dimensional partial duality concept as it outlined in Section 2.4. In particular, is it true that a partial dual to a $[d]$ -coloured graph corresponding to a manifold is also a manifold?

References

- [BBC12] R. Bradford, C. Butler, and S. Chmutov. “Arrow ribbon graphs”. *Journal of Knot Theory and Its Ramifications* 21.13 (Aug. 1, 2012), p. 1240002. DOI: 10.1142/S0218216512400020. arXiv: 1107.3237 [math.CO].
- [Chm08] S. Chmutov. “Generalized duality for graphs on surfaces and the signed Bollobás-Riordan polynomial”. *J. Combinatorial Theory, Ser. B* 99.3 (Dec. 18, 2008), pp. 617–638. arXiv: 0711.3490 [math.CO].
- [Chu+14] C. Chun et al. “Matroids, delta-matroids, and embedded graphs”. 2014. arXiv: 1403.0920v2 [math.CO]. Pre-published.
- [CM80] H. S. M. Coxeter and W. O. J. Moser. *Generators and relations for discrete groups*. 4th ed. Springer-Verlag, 1980.
- [Cor75] R. Cori. “Un code pour les graphes planaires et ses applications”. *Astérisque* 27 (1975).
- [CVT21] S. Chmutov and F. Vignes-Tourneret. “On a conjecture of Gross, Mansour and Tucker”. Jan. 22, 2021. arXiv: 2101.09319 [math.CO]. Pre-published.
- [Edm60] J. K. Edmonds. “A combinatorial representation for polyhedral surfaces”. *Notices Amer. Math. Soc.* 646 (1960).
- [EMM10] J. A. Ellis-Monaghan and I. Moffatt. “Twisted duality for embedded graphs”. *Trans. Amer. Math. Soc.* 364.3 (Dec. 17, 2010), pp. 1529–1569. DOI: 10.1090/S0002-9947-2011-05529-7. arXiv: 0906.5557 [math.CO].
- [EMM13] J. A. Ellis-Monaghan and I. Moffatt. *Graphs on Surfaces. Dualities, Polynomials, and Knots*. Springer-Briefs in Mathematics. Springer, 2013. XI+139.
- [EZ17] M. N. Ellingham and X. Zha. “Partial duality and closed 2-cell embeddings”. *J. of Combinatorics* 8.2 (Feb. 14, 2017), pp. 227–254. arXiv: 1501.06043 [math.CO].
- [FGG86] M. Ferri, C. Gagliardi, and L. Grasselli. “A graph-theoretical representation of PL-manifolds - A survey on crystallizations”. *Aequationes Mathematicae* 31 (1986), pp. 121–141.
- [GMT20a] J. L. Gross, T. Mansour, and T. W. Tucker. “Partial duality for ribbon graphs, I: Distributions”. *Europ. J. Comb.* 86 (Jan. 16, 2020), p. 103084. DOI: 10.1016/j.ejc.2020.103084.
- [GMT20b] J. L. Gross, T. Mansour, and T. W. Tucker. “Partial duality for ribbon graphs, II: Permutations”. 2020. In preparation.
- [GT20] J. L. Gross and T. W. Tucker. “Enumerating Graph Embeddings and Partial-Duals by Genus and Euler Genus”. *Enumer. Combin. Appl.* 1.1 (Nov. 16, 2020).
- [Gur10a] R. Gurau. “Colored Group Field Theory”. *Commun. Math. Phys.* 304 (Dec. 15, 2010), pp. 69–93. DOI: 10.1007/s00220-011-1226-9. arXiv: 0907.2582 [hep-th].
- [Gur10b] R. Gurău. “Lost in Translation: Topological Singularities in Group Field Theory”. *Class. Quant. Grav.* 27.23 (Sept. 2010). DOI: 10.1088/0264-9381/27/23/235023. arXiv: 1006.0714 [hep-th].
- [Hef91] L. Heffter. “Über das Problem der Nachbargebiete”. *Math. Ann.* 38 (1891), pp. 477–508.
- [HM13] S. Huggett and I. Moffatt. “Bipartite partial duals and circuits in medial graphs”. *Combinatorica* 33 (Apr. 2013), pp. 231–252. DOI: 10.1007/s00493-013-2850-0. arXiv: 1106.4189 [math.CO].
- [Jam88] L. D. James. “Operations on Hypermaps, and Outer Automorphisms”. *Europ. J. Comb.* 9.6 (1988), pp. 551–560.
- [JP09] G. A. Jones and D. Pinto. “Hypermap operations of finite order”. *Discrete Math.* 310.12 (Dec. 22, 2009), pp. 1820–1827. arXiv: 0911.2644 [math.CO].
- [JT83] G. A. Jones and J. S. Thornton. “Operations on maps, and outer automorphisms”. *J. Combin. Theory Ser. B* 35.2 (1983), pp. 93–103.
- [Kle56] F. Klein. *Lectures on the Icosahedron and the Solution of Equations of the Fifth Degree*. Translation of *Vorlesungen über das Ikosaeder und die Auflösung der Gleichungen vom fünften Grade* (1884). New York: Dover Publications, 1956.
- [Koz08] D. Kozlov. *Combinatorial Algebraic Topology*. Vol. 21. Algorithms and Computation in Mathematics. Springer, 2008.
- [LM85] S. Lins and A. Mandel. “Graph-Encoded 3-Manifolds”. *Discrete Mathematics* 57 (Feb. 5, 1985), pp. 261–284.

- [LZ04] S. K. Lando and A. K. Zvonkin. *Graphs on Surfaces and Their Applications*. Ed. by R. Gamkrelidze and V. Vassiliev. Vol. 141. Encyclopaedia of Mathematical Sciences. Springer-Verlag, 2004, XVI+455pp.
- [Mof08] I. Moffatt. “Partial Duality and Bollobás and Riordan’s Ribbon Graph Polynomial”. *Discrete Mathematics* 310 (Sept. 2008), pp. 174–183. eprint: 0809.3014.
- [Mof10] I. Moffatt. “A characterization of partially dual graphs”. *Journal of Graph Theory* 67.3 (Apr. 19, 2010), pp. 198–217. eprint: 0901.1868.
- [Mof12] I. Moffatt. “Separability and the genus of a partial dual”. *Europ. J. Comb.* 34.2 (Sept. 8, 2012), pp. 355–378. arXiv: 1108.3526 [math.CO].
- [Pez74] M. Pezzana. “Sulla struttura topologica delle varietà compatte”. *Atti Sem. Mat. Fis. Univ. Modena* 23 (1974), pp. 269–277.
- [Pez75] M. Pezzana. “Diagrammi di Heegaard e triangolazione contratta”. *Boll. Un. Mat. Ital.* 12.4 (1975), pp. 98–105.
- [Smi18] B. Smith. “Matroids, Eulerian Graphs and Topological Analogues of the Tutte Polynomial”. PhD thesis. Royal Holloway, University of London, Nov. 1, 2018.
- [Tut84] W. T. Tutte. *Graph theory*. Ed. by G.-C. Rota. Vol. 21. Encyclopedia of Mathematics and its Applications. Addison-Wesley Publishing Company, 1984.
- [Vin83] A. Vince. “Combinatorial Maps”. *J. Combin. Theory Ser. B* 34.1 (1983), pp. 1–21.
- [Vin95] A. Vince. “Map duality and generalizations”. *Ars Combinatoria* 39 (1995), pp. 211–229.
- [VT09] F. Vignes-Tourneret. “The multivariate signed Bollobás-Riordan polynomial”. *Discrete Mathematics* 309 (Apr. 27, 2009), pp. 5968–5981. DOI: 10.1016/j.disc.2009.04.026. arXiv: 0811.1584 [math.CO].
- [Wal75] T. R. S. Walsh. “Hypermaps Versus Bipartite Maps”. *J. Combin. Theory Ser. B* 18 (1975), pp. 155–163.
- [Wil78] S. E. Wilson. “Operators over regular maps”. *Pacific J. Math.* 81.2 (June 1, 1978), pp. 559–568.

(S. C.) The Ohio State University, Mansfield Campus,
 1760 University Drive Mansfield, OH 44906, USA.
 ✉ chmutov@math.ohio-state.edu

(F. V.-T.) Univ Lyon, CNRS, Université Claude Bernard Lyon 1, UMR 5208, Institut Camille Jordan,
 F-69622 Villeurbanne, France.
 ✉ vignes@math.univ-lyon1.fr